

# A Review-based Transformer Model for Personalized Product Search

Keping Bi  
University of Massachusetts Amherst  
kbi@cs.umass.edu

Qingyao Ai  
University of Utah  
aiqy@cs.utah.edu

W. Bruce Croft  
University of Massachusetts Amherst  
croft@cs.umass.edu

## ABSTRACT

In product search, customers make purchase decisions based on not only the product relevance but also their personal preferences. Despite its great potential, recent analysis on commercial logs shows that personalization does not always improve the quality of product search. Most existing personalized product retrieval models, however, cannot control whether to apply personalization or not under different contexts. From the perspective of model design, the typical paradigm of existing models is to represent and match user intents and items in the semantic space, where finer-grained matching is totally discarded and the ranking of an item cannot be explained further than just user/item level similarity. In addition, while some models in existing studies have created dynamic user representations based on search context, their representations for items are static across all search sessions. This makes every piece of information about the item always have equal importance in representing the item during matching with various user intents. Given the above limitations, we propose a review-based transformer model (RTM) for personalized product search, which encodes the sequence of query, user reviews, and item reviews with a transformer architecture. RTM can perform adaptive personalization with different accumulative attention weights on user reviews in various search sessions. Moreover, review-level matching is conducted between the user and item, where each review has a dynamic effect according to the context in the sequence. This makes it possible to identify useful reviews to explain the scoring. Experimental results show that RTM achieves significantly better performance than state-of-the-art personalized product search baselines.

## KEYWORDS

Product Search, Personalization, Transformer

## 1 INTRODUCTION

Online shopping has become an indispensable part of people's daily life, where product search systems provide a convenient entry point for customers to browse and purchase items from numerous products on e-commerce platforms. A customer usually formulates her purchase need with a query string and asks the system to retrieve relevant products she can choose from. It is well recognized that

users' purchase behaviors are personal and depend on their individual preferences and financial conditions. Thus, the items retrieved by the product search system should not only be relevant to the query but also tailored to users' personal tastes in order to elicit purchases. Recent studies have explored to incorporate personalization in the product retrieval models and produced significant improvements in the search quality.

While conducting universal personalization could be beneficial when the information about user preferences reduces the ambiguity of the query, unreliable personal information could also harm the retrieval performance due to data sparsity and the introduction of unnecessary noise. Based on the analysis of commercial search logs, Ai et al. [2] have found that personalization has a positive effect only when the query carries diverse purchase intents and the individual preferences significantly differ from the group preference under a query. Therefore, to maximize the benefit of personalization across all search sessions, it is essential to identify when and when not to apply personalization.

However, most existing product search models do not conduct personalization adaptively under different scenarios. They either use a fixed coefficient to control the influence of personalization in all the search sessions [3, 4] or represent users' long and short-term preferences based on an attention mechanism and conduct personalization all the time [15]. One notable exception is the zero-attention model (ZAM), proposed by [2] recently, which introduces a zero vector to the user's historical purchases that the query can attend to. When the zero vector has different attention weights, the influences of personalization are differentiated. However, the maximum personalization weight in ZAM is equal to the query weight, which may not be enough for the cases where personalization should have a dominant effect.

From the perspective of model design, a typical paradigm of existing product search models is to represent the user intents and items explicitly with embedding vectors and match them in the latent space with dot product or cosine similarity to yield the item score [2–4, 6, 15]. The user intents are usually represented by a function of the query vector and the user vector, which can be a convex combination [3], a simple addition [2], or several neural layers [15]. Item representations are usually learned by predicting words in the item reviews [2–4, 6, 15] and user preferences are represented similarly [3] or as a weighted combination of items vectors with attention mechanisms [2, 15]. This typical paradigm has several limitations:

- 1) The item scoring is based on matching at the user/item level instead of the finer-grained level, e.g. user/item reviews, where how a specific user preference mentioned in the user reviews matches an item property indicated in the item reviews could not be captured sufficiently. In this case, we know a top-retrieved item is close to

Permission to make digital or hard copies of all or part of this work for personal or classroom use is granted without fee provided that copies are not made or distributed for profit or commercial advantage and that copies bear this notice and the full citation on the first page. Copyrights for components of this work owned by others than ACM must be honored. Abstracting with credit is permitted. To copy otherwise, or republish, to post on servers or to redistribute to lists, requires prior specific permission and/or a fee. Request permissions from [permissions@acm.org](mailto:permissions@acm.org).

Woodstock '18, June 03–05, 2018, Woodstock, NY

© 2018 Association for Computing Machinery.

ACM ISBN 978-1-4503-XXXX-X/18/06...\$15.00

<https://doi.org/10.1145/1122445.1122456>

the user intent or some of the users' historical purchases in the latent space, but we don't know why the model considers them close.

2) Although users may have dynamic representations under different contexts [2, 15], items always have static embedding vectors regardless of the context. During the representation learning, all the associated reviews are considered to have equal importance. However, the same aspect of an item may play different roles in representing the item when matching with various user preferences towards the aspect. For example, reviews that comment on the whitening function of toothpaste should be more important to represent the item for a user who has tooth whitening needs rather than a user who does not care about it. Thus, there is potential benefit to dynamically weigh each piece of information about the item during matching with user intents.

3) Most models under this paradigm construct unique user and item representations beforehand, which means that they cannot generalize to users and items that haven't appeared in the training process. This is detrimental to new products and customers whose reviews have not been included in the training set.

Given these limitations, in this paper, we propose to match user intents and items at the level of finer-grained information (e.g., their associated reviews), without explicitly representing them with static vectors. Specifically, we score an item based on the sequence of the query, user reviews, and item reviews with a transformer [33] architecture, where every unit, i.e., query or user/item review, could interact with each other during matching. As such, why an item is retrieved can be explained by some useful reviews that draw more attention from other units in the sequence. We call this a review-based transformer model, abbreviated as RTM. In RTM, the importance of each user and item review during matching is dynamically adapted in different sequences, where both users and items carry dynamic information under different context although without explicit representations. In addition, the review representation is dynamically changed according to its interactions with other units in the sequence encoded by a multi-layer RTM. RTM represents user and item reviews with projected average word embeddings, so it can easily generalize to previously unseen users and items as long as they have associated reviews. Moreover, RTM is more flexible in terms of personalization, where personalization can vary from no to full effect since the user reviews could have zero accumulative attention weights and so does the query. Our experimental results confirm the advantages of our model by showing that RTM significantly outperforms the state-of-art baselines and a transformer model based on item-level matching.

Our contributions in this paper can be summarized as follows: 1) we propose a review-based transformer model (RTM) for personalized product search that is superior to existing models in terms of the influence of personalization, finer-grained matching, dynamic user/item representation, and generalization ability; 2) our experimental results show that our RTM achieves significantly better performance than state-of-the-art personalized product search techniques and a transformer product search model based on item-level matching; 3) we analyze the influence of different settings on RTM and conduct case studies to show how RTM identifies important information during matching, which helps us to better understand the model and explain the search results.

## 2 RELATED WORK

Our work is closely related to product search, personalized web search, and transformer-based retrieval models.

### 2.1 Product Search

Since product information is more structured, earlier research uses facets such as brands, prices, and categories for product search [20, 32]. However, these approaches cannot handle free-form user queries. To support search based on keyword queries, Duan and Zhai [12], Duan et al. [13] extended language model based approaches by assuming that queries are generated from the mixture of one language model of the background corpus and the other one of products conditioned on their specifications. Word mismatch problems still exist in these approaches. Van Gysel et al. [31] noticed this problem and proposed to represent and match queries and products in the latent semantic space.

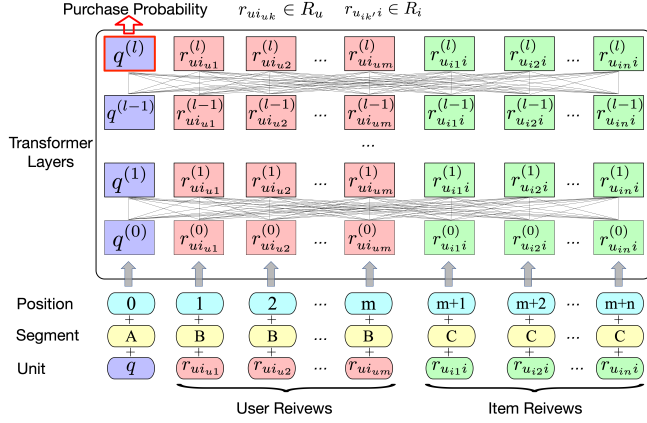
Ai et al. [3] realized the importance of personalization on product search and proposed a hierarchical embedding model where the representations of users and items are learned by predicting words in their associated reviews and a convex combination of the query and user vector is used to predict purchased items. Guo et al. [15] represent long and short-term user preferences with an attention mechanism applied to users' recent purchases and their global vectors. Recently, Ai et al. [2] observed that personalization does not always have a positive effect from the analysis of commercial search logs. They further proposed a zero-attention model that can control the influence of personalization by allowing the zero vector to have various attention weights.

There are also studies on other aspects such as popularity, other information sources (e.g., images), diversity, and labels for training in product search. Long et al. [21] incorporated popularity with relevance for product ranking. Di et al. [10] and Guo et al. [16] investigated on using images as a complementary signal. Ai et al. [4] proposed an explainable product search model with dynamic relations such as brand, category, also-viewed, also-bought, etc. Efforts have also been made to improve result diversity to satisfy different user intents behind the same query [25, 37]. In terms of training signals, Wu et al. [35] jointly modeled clicks and purchases in a learning-to-rank framework and [18] compared the effect of different labels such as click-rate, add-to-cart ratios, and order rates. More recently, Zhang et al. [39] integrated the graph-based feature with neural retrieval models for product search. Ahuja et al. [1] learned language-agnostic representations for queries and items that can support search with multiple languages.

Most of the existing work still focuses on non-personalized product search. In contrast, we propose an adaptive personalization model for product search and conduct item scoring in a novel paradigm, i.e., dynamic matching user intents and items at the review level without explicitly represent them in the semantic space and match them directly.

### 2.2 Personalized Web Search

Personalization has also been studied in the context of Web search, where results are customized to each user in order to maximize their satisfaction [14]. Existing approaches usually infer users' personal needs from their locations, search histories, clicked documents, etc.



**Figure 1: Our Transformer-based Embedding Model (TEM).**

and then re-rank results accordingly [5, 7, 27, 29]. While users could behave differently for the same query [11, 34], personalization does not always benefit search quality. Based on the analysis of user behavior patterns in the large-scale logs on Live Search, Teevan et al. [30] observed that the effectiveness of personalization in Web search depends on multiple factors such as result entropy, result quality, search tasks, and so on.

We focus on product search in this paper, where personalization is more appealing than in Web search since relevance is usually the most essential criterion in Web search while in product search user purchases depend on both item relevance and user preferences.

### 2.3 Transformer-based Retrieval Models

There has been sparse research using transformers for retrieval. After the pretrained contextual language models, i.e., BERT [9], which is grounded on the transformer architecture, achieved compelling performance on a wide range of natural language processing tasks, more studies have explored leveraging BERT in information retrieval tasks as well. Nogueira and Cho [24] show the effectiveness of BERT on passage ranking and Dai and Callan [8] demonstrate that BERT can better leverage language structures and enhance retrieval performance on queries in natural languages. Wu et al. [36] proposed a passage cumulative gain model that applies a sequential encoding layer on top of the BERT output of a query-passage pair to score a document. Qu et al. [26] refine the original BERT model with an additional attention layer on each question-utterance pair to attentively select useful history to identify the answer span in conversational question answering.

Our model is based on transformers instead of BERT. In other words, we leverage the transformer architecture to dynamically match the query-user pair and the item at the review level but we do not represent queries and reviews with pretrained BERT.

## 3 REVIEW-BASED TRANSFORMER MODEL

In this section, we first introduce each component of our review-based transformer model (RTM) and how RTM conducts personalized item scoring. Then we show how RTM is optimized and provide interpretations of RTM from the perspective of model design.

### 3.1 Personalized Item Scoring

In contrast to previous studies [2, 3, 15] that have explicit user and item representations, our model does not represent the user or item with a single vector. Instead, we consider the historical reviews associated with the user and item as the basic unit carrying their information and learn to score the item given the query-user pair using the interactions between their basic information units. In this way, the matching of a query-user pair and an item can be conducted at a finer grain and could potentially capture more connections between the user and the item, which we will illustrate later in Section 3.4 in detail.

Let  $q$  be a query submitted by a user  $u$  and  $i$  be an item in  $S_i$ , which is the collection of all the items.  $R_u = (r_{ui_1}, r_{ui_2}, \dots, r_{ui_m})$  and  $R_i = (r_{ui_1i}, r_{ui_2i}, \dots, r_{ui_ni})$  denote the sequence of reviews associated with  $u$  and  $i$  respectively in a chronological order, where  $r_{ui_{uk}}$  ( $1 \leq k \leq m$ ) is the review  $u$  wrote for her  $k$ -th purchased item  $i_{uk}$  and  $r_{ui_{k'}i}$  ( $1 \leq k' \leq n$ ) is the review associated with  $u_{ik'}$ , which is the  $k'$ -th user who purchased  $i$ .  $m$  and  $n$  are the length of  $R_u$  and  $R_i$  respectively. As shown in Figure 1, we feed the sequence of  $(q, R_u, R_i)$  to an  $l$ -layer transformer encoder to let the query and user's purchase history interact with the item's associated reviews.

**Input Embeddings.** Inspired by the architecture of BERT [9], our model also has three types of embeddings associated with each input unit (query or review) to the transformer encoder. They are the unit embedding that is computed from the words in the unit, which we will introduce later in Section 3.2, the position embedding [33] that indicates the position of a unit in the sequence, and the segment embeddings that differentiate whether the unit is the query  $q$ , a review from  $u$ , or a review about  $i$ , denoted as  $A, B$ , and  $C$  respectively in Figure 1.

Since a recent review from the user may indicate her current intention better than her long-ago reviews and an item's recent review may reveal the current properties of the item better than an old review about the item, position embeddings could be beneficial by indicating the temporal order of each review. While the time of reviews could be important in some categories, it is also possible that the information of items such as the music on a CD is static and user preferences behind certain purchase needs stay similar for a long time. Therefore, we make the position embeddings an optional choice in our model.

The segment embedding of a unit is also optional in RTM since the model could infer which segment current unit belongs to with their position embeddings. The reviews about  $i$  always have later positions than reviews of  $u$ , and  $q$  is always at position 0. When position embeddings are not needed in some cases, segment embeddings are still necessary to differentiate the input units. We will show the effects of position and segment embeddings on our model later in Section 5.2.

Formally, the input vector of each unit is the sum of the unit embedding and its associated optional position embedding and segment embedding:

$$\begin{aligned} \mathbf{q}^{(0)} &= \mathbf{q} + \mathcal{I}_{pos}E(0) + \mathcal{I}_{seg}E(A) \\ \mathbf{r}_{ui_{uk}}^{(k)} &= \mathbf{r}_{ui_{uk}} + \mathcal{I}_{pos}E(k) + \mathcal{I}_{seg}E(B), 1 \leq k \leq m \\ \mathbf{r}_{u_{ik'}i}^{(k')} &= \mathbf{r}_{u_{ik'}i} + \mathcal{I}_{pos}E(m+k') + \mathcal{I}_{seg}E(C), 1 \leq k' \leq n \end{aligned} \quad (1)$$

where  $E(\cdot)$  is the embedding of position  $0, 1, \dots, m+n$  or segment  $A, B, C$ ;  $\mathcal{I}_{pos} \in \{0, 1\}$  and  $\mathcal{I}_{seg} \in \{0, 1\}$  indicate whether position and segment embeddings are used in the computation;  $\mathbf{q}, \mathbf{r}_{ui_{ik}}$ , and  $\mathbf{r}_{u_{ik}i}$  are the vector representation of  $q, r_{ui_{ik}}$ , and  $r_{u_{ik}i}$  respectively, which we will introduce in Section 3.2.

**Transformer Layers.** The input sequence of vectors is then passing through transformer layers where the interactions between each unit take effect. As in [33], each transformer layer has two sub-layers, which are a multi-head self-attention mechanism and a position-wise fully connected feed-forward network. We first introduce how the multi-head self-attention mechanism is conducted. Without loss of generality, we use  $Q, K, V$  to describe the process, where  $K$  and  $V$  are both vectors of the sequence  $(q, r_{ui_{u1}}, \dots, r_{ui_{um}}, r_{u_{i1}i}, \dots, r_{u_{in}i})$  and  $Q$  can be the vector of any unit in the sequence. For a single attention head, the output vector is computed as a weighted sum of values  $V$  according to the attention their corresponding keys  $K$  obtain with respect to  $Q$ . Then the output vectors yielded by multiple attention heads are concatenated and mapped to a single vector. Specifically, the output vector of  $K, V$  with respect to  $Q$  is computed according to:

$$\begin{aligned} \text{MultiHead}(Q, K, V) &= [\text{head}_1; \text{head}_2; \dots; \text{head}_h]W^O \\ \text{head}_k &= \text{Attn}(QW_k^Q, KW_k^K, VW_k^V), 1 \leq k \leq h \\ \text{Attn}(Q, K, V) &= \text{softmax}\left(\frac{QK^T}{\sqrt{d/h}}\right)V \end{aligned} \quad (2)$$

where  $d$  is the dimension size of a unit vector,  $h$  is the number of attention heads,  $W_k^Q \in \mathbb{R}^{d \times (d/h)}$ ,  $W_k^K \in \mathbb{R}^{d \times (d/h)}$ ,  $W_k^V \in \mathbb{R}^{d \times (d/h)}$  are the projection matrices for the  $k$ -th attention head  $\text{head}_k$ ,  $[\cdot]$  concatenates multiple vectors, and  $W^O \in \mathbb{R}^{d \times d}$  maps the concatenated vector to the output.

The other sub-layer is the position-wise feed-forward network, where the same transformation are applied to each position separately and identically. As in [9], we use a GELU [17] activation between two linear projections:

$$\begin{aligned} \text{FFN}(x_Q) &= \text{gelu}(x_Q W_1 + b_1)W_2 + b_2 \\ x_Q &= \text{MultiHead}(Q, K, V) \end{aligned} \quad (3)$$

where  $x_Q$  is a vector output from  $\text{MultiHead}(Q, K, V)$  for unit  $Q$ ,  $W_1 \in \mathbb{R}^{d \times d_{ff}}$ ,  $W_2 \in \mathbb{R}^{d_{ff} \times d}$  are the projection parameters,  $b_1 \in \mathbb{R}^{d_{ff}}$ ,  $b_2 \in \mathbb{R}^d$  are the bias parameters, and  $d_{ff}$  is a hyper-parameter about the dimensionality of the inner layer. Same parameters are shared for each  $x$  in the sequence at a single layer, but they are different from layer to layer.

There is also a residual connection for each sub-layer, which allows the input go through the layer directly, followed by layer normalization [33]. So the output vector  $x^{(t)}$  in the  $t$ -th transformer layer ( $1 \leq t \leq l$ ) at an arbitrary position from 0 to  $m+n$  can be computed as:

$$\begin{aligned} x^{(t)} &= \text{LayerNorm}(y + \text{FFN}(y)) \\ y &= \text{LayerNorm}(x^{(t-1)} + \text{MultiHead}(x^{(t-1)}, K, V)) \end{aligned} \quad (4)$$

where  $x^{(t-1)}$  is the output of the  $(t-1)$ -th layer, which can be obtained with Eq. 4 when  $t > 1$  and Eq. 1 when  $t = 1$ .

**Final Score.** At last, we use the output query vector at the final layer, i.e.,  $\mathbf{q}^{(l)}$ , which involves all the interactions between every

unit in the sequence to score  $i$  given  $q$  and  $u$ . We choose  $\mathbf{q}^{(l)}$  instead of vectors at other positions because it is computed by attending to each unit in the sequence using query  $q$  which is more reasonable than using any of the reviews. Specifically, we compute the score of  $i$  with function  $f$ :

$$f(q, u, i) = \mathbf{q}^{(l)} W_o \quad (5)$$

where  $W_o \in \mathbb{R}^{d \times 1}$ .

### 3.2 Query/Review Representation

Since queries are usually unknown in advance, it is important that their representation can be computed on the fly during inference time so that arbitrary queries can be handled. Previous studies [3, 31] have explored methods to construct query embeddings directly from query words such as average word embeddings and applying recurrent neural networks on the query word sequence. A state-of-the-art technique is to encode a query with a non-linear projection  $\phi$  on the average query word vectors:

$$\mathbf{q} = \phi(\{w_q | w_q \in q\}) = \tanh(W_{\phi_q} \cdot \frac{\sum_{w_q \in q} \mathbf{w}_q}{|q|} + b_{\phi_q}) \quad (6)$$

where  $W_{\phi_q} \in \mathbb{R}^{d \times d}$  and  $b_{\phi_q} \in \mathbb{R}^d$  are learned during training.  $|q|$  is the length of query  $q$ , and  $\mathbf{w}_q \in \mathbb{R}^d$  is the embedding of word  $w_q$  in  $q$ .

To collect the embedding of review  $r$ , we use the same projection function  $\phi$  with two different parameters  $W_{\phi_r}$  and  $b_{\phi_r}$  to encode words in  $r$ :

$$\mathbf{r} = \phi(\{w_r | w_r \in r\}) = \tanh(W_{\phi_r} \cdot \frac{\sum_{w_r \in r} \mathbf{w}_r}{|r|} + b_{\phi_r}) \quad (7)$$

We also considered representing reviews with another popular method, i.e., paragraph vectors [19], by predicting words in the review with the review vector. However, paragraph vectors need to be trained beforehand and thus are difficult to generalize to unseen reviews. Moreover, since each review has its individual embedding, a huge number of parameters on reviews will be introduced to the model, which may lead to overfitting. The other pitfall of paragraph vectors is that word embeddings can only be updated by the prediction of the words with these review vectors, which is an unsupervised signal regardless of user purchases. In contrast, word embeddings can be optimized towards the supervised signal of purchases when we represent reviews with the projected average word embeddings. Our experiments also show that projected average embeddings yield better results than paragraph vectors so we exclude paragraph vectors from this paper.

### 3.3 Model Optimization

Similar to previous studies [2, 3], we optimize our model by maximizing the log likelihood of the observed (query, user, purchased item) triples, which can be written as:

$$\begin{aligned} \mathcal{L} &= \sum_{(q, u, i)} \mathcal{L}(q, u, i) = \sum_{(q, u, i)} (\log P(i|q, u) + \log P(q, u)) \\ &\approx \sum_{(q, u, i)} \log \frac{\exp(f(q, u, i))}{\sum_{i' \in S_i} \exp(f(q, u, i'))} \end{aligned} \quad (8)$$

where  $f(q, u, \cdot)$  is computed with Eq. 5, and  $\log P(q, u)$  is ignored because it is predefined as a uniform distribution. It is not feasible to optimize  $\mathcal{L}$  directly due to the large number of items in the candidate set  $S_i$ . We adopt the negative sampling strategy [19, 23] to estimate Eq. 8 and randomly select  $k_{neg}$  negative samples from  $S_i$  according to a uniform distribution. In addition, different L2 regularization settings could not improve the performance in our experiments, which indicates that overfitting is not a problem for our experiments. Hence, we do not include the regularization terms in Eq. 8.

### 3.4 Model Interpretation

Existing product search models [2, 3, 15] usually explicitly represent user and item with embedding vectors and score a candidate item based on the matching between the item and the purchase intent built on the query and user profile. They either ignore fine-grained user-item interactions [3] or capture the interactions only at the item level [2, 15] when building user profiles. Reviews associated with a user or item are considered as a whole in these models and their influences are not differentiated. In contrast, by conducting the attention mechanism on each unit in the sequence of the query, user reviews, and item reviews, RTM can explicitly capture the interactions between the finer-grained units, i.e., query and user/item reviews. These fine-grained interactions reflect various important aspects of the task which we will illustrate next.

**Dynamic Personalization.** In contrast to the zero attention model (ZAM) [2] where personalization can have at most equal effect as queries, RTM can control the influence of personalization from none to domination. In RTM,  $q^{(l)}$  in Eq. 5 is computed from attending to the sequence of  $(q, R_u, R_i)$  in the  $(l - 1)$ -th layer with  $q$ . Personalization can take full effect when the attention weight assigned to  $q$  is 0 and no effect when the reviews in  $R_u$  have 0 accumulative attention weights. In addition, another flexibility of RTM compared with ZAM is that it could perform various degrees of personalization for different items given the same query-user pair since attention weights on  $R_u$  could vary when  $R_i$  is different even with the same  $q$ . This strategy allows the user profile to have differentiated effects when it contains much or no useful information during matching various items.

**Explainable Item Matching.** The attention scores of each item review with respect to the query indicate which review plays an essential role in terms of matching this item with the purchase intent behind the query-user pair. For each retrieved item, we can rank the reviews with their attention weights from large to small and display the ranking to the user. Instead of showing item reviews according to their recency as most e-commerce platforms do, a system based on RTM could help users understand why an item is retrieved by showing the most potentially helpful reviews, which may further facilitate their purchase decisions.

**Dynamic Review Representation.** In a multiple-layer RTM, the review embeddings associated with the user or the item are dynamically changed based on their interactions with the other units in the sequence  $(q, R_u, R_i)$ . In this case, more interactions happen between units when attending to  $(q, R_u, R_i)$  with  $r_{ui_{uk}} \in R_u$  and  $r_{uik'i} \in R_i$ .

The final representation of a user review  $r_{ui_{uk}}$  is learned from its interaction with  $R_u$  and  $R_i$ . On the one hand, the self-attention mechanism of attending to  $R_u$  with  $r_{ui_{uk}}$  updates the embedding of  $r_{ui_{uk}}$  by interacting with all the reviews from user  $u$ , where similarities and dissimilarities between reviews are taken into account. On the other hand, each user review specifies the user's opinion towards the corresponding historical purchase, which reflects the advantages and disadvantages of the item the user cares about. Attending to  $R_i$  with  $r_{ui_{uk}}$  indicates that how the specific preference  $u$  shows for  $i_{uk}$  is satisfied by the descriptions of  $i$  from other users' perspectives.

Similarly, the final vector of an item review  $r_{uik'i}$  is also dynamically changed according to its interaction with  $R_u$  and  $R_i$ . The interactions between  $r_{uik'i}$  and  $R_i$  readjust the representation of  $r_{uik'i}$  by considering its relation with the other reviews in  $R_i$ . In addition, attending to the reviews in  $R_u$  with  $r_{uik'i}$  indicates how  $r_{uik'i}$  matches the preferences expressed in the user's each historical review. This information and how each user preference is satisfied by item reviews carried in  $r_{ui_{uk}}$  could be both beneficial to score item  $i$ .

## 4 EXPERIMENTAL SETUP

In this section, we introduce our experimental settings. We first show how we construct the datasets and evaluate each method in our experiments and then describe the baseline models and training settings for different models.

### 4.1 Datasets and Evaluation

As in previous work [3, 6, 15, 31, 38], we use the Amazon product search dataset [22]<sup>1</sup> as the corpus for our experiments. There are rich meta-data such as reviews, multi-level categories, brands, and descriptions of products. We use three categories of different scales for experiments, which are *Clothing, Shoes & Jewelry*, *Sports & Outdoors*, and *CDs & Vinyl*. The statistics are shown in Table 1.

**Query Construction.** Since there are no available queries associated with the dataset, we adopt the same strategy of constructing queries for each item, as in [3, 6, 31, 38]. We extract the multi-level category information from the meta-data, concatenate the words in the categories, and remove stopwords and duplicate words to form a query string. Since an item could belong to multiple categories, there may be multiple extracted queries for the item. Each query is considered as the initial query issued by the user and leading to purchasing the item. The queries are general and do not reveal specific details of the purchase items.

**Training/Validation/Test Splits.** To construct our experimental testbed, we split each dataset into training, validation and test sets according to the following steps. First, we randomly divide all the available queries according to the ratio 0.7:0.3. 70% queries are put in the training set and the rest 30% are shared by the validation and test sets. For any purchased item, if all the associated queries fall into the test set, we randomly select one query and put it back to the training set. In this way, we ensure that none of the test queries have been seen during training. Then, we partition the purchases of each user to training, validation, and test set according to the ratio 0.8:0.1:0.1 in a chronological order. For an arbitrary purchase

<sup>1</sup><http://jmcauley.ucsd.edu/data/amazon/>

**Table 1: Statistics of the Amazon datasets.**

Dataset	Sports & Outdoors	Clothing, Shoes & Jewelry	CDs & Vinyl
#Users	35,598	39,387	75,258
#Items	18,357	23,033	64,443
#Reviews	296,337	278,677	1,097,591
#Queries	1,538	2,021	695
#Vocab	32,386	21,366	202,959
ReviewLen	89.18±106.99	62.22±60.16	174.56 ±177.05
QueryLen	7.07 ± 1.74	7.14±1.97	5.77±1.65
#Query-user pairs			
Train	269,850	467,651	1,524,168
Valid/Test	776/910	4,106/4,025	10,930/10,077
#Purchased items per query-user pair			
Train	1.16±0.55	1.30±0.82	2.95±8.53
Valid/Test	1.01±0.08/1.02±0.24	1.00±0.08/1.00±0.05	1.12±0.61/1.11±0.56

in the validation and test set, if none of the queries associated with the purchased item is in the test set, the purchase will be moved back to the training set. In contrast to randomly partitioning data into training and test set as in previous work [3, 6, 38], our dataset is closer to a real scenario, where all the purchases in the test set happen after the purchases in the training set. This also makes retrieval on our test set harder since future information can be used to predict past purchases in the previous datasets. In addition, our training and test sets have less similar distributions compared with previous datasets, which makes model prediction more difficult as well.

**Evaluation Metrics.** We evaluate both our model and baseline models that have the best validation performance on the test set for comparison. To measure the retrieval quality, we compute Mean Reciprocal Rank (MRR), Normalized Discounted Cumulative Gain at 20 (NDCG@20), and Precision at 20 (P@20) over all the query-user pairs. MRR shows the first position where any purchased item is retrieved; NDCG@20 focuses on the ranking performance of the top 20 items where higher positions have more credits, and P@20 indicates how many target items are retrieved in the top 20 results in total. Fisher random test [28] with  $p < 0.05$  is used to measure significant differences between results.

## 4.2 Baselines

We compare our RTM with seven representative baselines:

- **POP:** The Popularity (POP) model ranks items according to their frequency of being purchased in the training set.
- **LSE:** The Latent Semantic Entity model (LSE) [31] is an embedding-based non-personalized model that learns the vectors of words and products by predicting the products with n-grams in their reviews and then scores the products with the cosine similarity between their vectors and query vectors.
- **QEM:** The Query Embedding Model (QEM) [2], is another non-personalized model, which conducts item generation based on the query embedding and item embeddings are learned by predicting words in their associated reviews.
- **HEM:** The Hierarchical Embedding Model (HEM) [3] has the item generation model and language models of users and items. It balances the effect of personalization by applying a convex combination of user and query representation.

- **AEM:** The Attention-based Embedding Model (AEM) [2] constructs query-dependent user embeddings by attending to users' historical purchased items with the query, similar to the attention model proposed by Guo et al. [15].
- **ZAM:** The Zero Attention Model (ZAM) [2] is a state-of-the-art personalized product search model that extends AEM with a zero vector and conducts differentiated personalization by allowing the query to attend to the zero vector.
- **TEM:** The Transformer-based Embedding Model (TEM) encodes query and historically purchased items with a transformer and does item generation based on the encoded query-user information. Item embeddings are also learned from predicting words in the item reviews. We compare RTM with TEM to see whether it is better to match the query-user pair and item at the review level compared with the item level based on the transformer architecture.

POP, LSE, and QEM are non-personalized retrieval models and all the rest are personalized product search models. Besides POP, we only include neural models as our baselines since exact term matching has been shown to be not enough to retrieve ideal products and term-based retrieval models are much less effective in previous studies on product search [2, 3, 6].

## 4.3 Training Settings

All the baselines were trained for 20 epochs with 384 samples in each batch according to the settings in their original papers, and they can converge well. Our model was trained for 30 epochs with 128 samples in each batch. The number of negative samples for items or words in all the models is set to 5. We set the embedding size of all the models to 128. Larger embedding sizes do not lead to significant differences, so we only report results with  $d = 128$ . The sub-sampling rate of words in all the neural baseline models is set to  $1e - 5$ . We sweep the number of attention heads  $h$  from {1,2,4,8} for AEM, ZAM, TEM, and our RTM. For TEM and RTM, we vary the number of transformer layers  $l$  from 1 to 3 and set the dimension size of the feed-forward sub-layer of the transformer ( $d_{ff}$  for Eq. 3) from {128, 256, 512}. We cutoff reviews to 100 words and limit the number of historical reviews for a user and an item, i.e.,  $m$  and  $n$  in Figure 1, to 10 and 30 respectively. We use Adam with  $\beta_1 = 0.9, \beta_2 = 0.999$  to optimize RTM. The learning rate is initially set from {0.002, 0.005, 0.01, 0.02} and then warm-up over the first 8,000 steps, following the paradigm in [9, 33]. To make the training of RTM more stable, we initialize the parameters of words with embeddings pretrained with Word2Vec [23]. We will release our code after the paper is published.

## 5 RESULTS AND DISCUSSION

### 5.1 Overall Performance

Table 2 shows the overall ranking performance of each system on the three datasets. We show four variants of RTM that use both, either, or none of the position embeddings and segment embeddings by setting  $I_{pos}$  and  $I_{seg}$  in Eq. 1 to 0 or 1. We will illustrate the effect of position and segment embeddings in Section 5.2. Note that the numbers in Table 2 are small since there are only about 1 target purchased item out of 20k~65k items for each query-user pair, shown in Table 1. Also, as we mentioned in Section 4.1, the

**Table 2: Comparison between the baselines and our proposed RTM. ‘\*’ marks the best baseline performance. ‘†’ indicates significant improvements over all the baselines in Fisher Random test [28] with  $p < 0.05$ .**

Dataset		Sports & Outdoors			Clothing, Shoes & Jewelry			CDs & Vinyl		
Model		MRR	NDCG@20	P@20	MRR	NDCG@20	P@20	MRR	NDCG@20	P@20
Non-personalized	POP	0.000	0.000	0.000	0.000	0.000	0.000	0.002	0.004	0.001
	LSE	0.010	0.021	0.004	0.014	0.018	0.002	0.006	0.011	0.002
	QEM	0.031	0.044	0.006	0.014	0.020	0.003	0.006	0.010	0.001
Personalized	HEM	0.032	0.049	0.007	0.019	0.029	0.004	0.019	0.026*	0.003
	AEM	0.031	0.045	0.006	0.034	0.050*	0.006*	0.020*	0.026*	0.003
	ZAM	0.040	0.057	0.007	0.027	0.041	0.005	0.018	0.025	0.003
	TEM	0.049*	0.074*	0.010*	0.038*	0.050*	0.005	0.019	0.026*	0.004*
	RTM ( $I_{pos}=1, I_{seg}=1$ )	0.060†	0.088†	0.010	0.043†	0.062†	0.007†	0.022	0.031†	0.004†
	RTM ( $I_{pos}=0, I_{seg}=1$ )	0.044	0.069	0.010	0.039	0.058†	0.007†	<b>0.025†</b>	<b>0.036†</b>	<b>0.005†</b>
	RTM ( $I_{pos}=1, I_{seg}=0$ )	<b>0.063†</b>	<b>0.094†</b>	<b>0.012†</b>	<b>0.047†</b>	<b>0.066†</b>	<b>0.008†</b>	0.022	0.031†	0.004†
	RTM ( $I_{pos}=0, I_{seg}=0$ )	0.046	0.072	0.010	0.040	0.059†	0.007†	0.019	0.026	0.003

search task on our sequentially split data is more challenging than on randomly split partitions in [3, 6, 38], which is another reason for the small performance numbers.

As in previous studies [2, 3, 15], we observe that non-personalized models perform worse than personalized models. POP hardly retrieves any target results in all the categories, which shows that the group preference category cannot satisfy individual needs. QEM is better than LSE on Sports & Outdoors and similar on the other two datasets. Both of them outperform POP by a large margin by considering the product relevance to test queries.

Among the personalized retrieval baselines, TEM achieves the best performance most of the time, which shows that the transformer-based model has a great potential in personalized product search. Compared with AEM, ZAM performs better on *Sports&Outdoors*, worse on *Clothing, Shoes&Jewelry*, and similarly on *CDs&Vinyl*. We could infer that personalization is necessary for most of our datasets so that limiting the influence of personalization by allowing the query to attend to a zero vector does not always benefit retrieval performance. Similar to [2, 15], we also observe that HEM could not outperform the attention-based models, which indicates that building a dynamic user profile helps improve the result quality compared with using static user representation across the search sessions.

On all the categories, RTM achieves the best performance in terms of all the three metrics. Our best model outperforms all the baselines significantly and the improvement over the best baseline on each dataset is more than 20%. The observation that MRR, NDCG, and Precision are all improved indicates that RTM can identify more target items in the top 20 results and promote them to higher positions. It also confirms that by modeling the dynamic matching between user and item, RTM has significant advantages over models that have static item profiles although some of them also have dynamic user profiles (AEM, ZEM, and TEM). In addition, by capturing interactions between a query-user pair and an item in finer-grained units, i.e., reviews, RTM can differentiate different items better than matching them at the item level in TEM.

## 5.2 Effect of Different Transformer Settings

**Position and Segment Embeddings.** As we can see in Table 2, RTM without position and segment embeddings has a large performance drop compared with the best version, which confirms the benefit of using position and segment embeddings in the transformer input. This also indicates that it is indispensable to differentiate the reviews from the user and the item in the model when we compute the matching score.

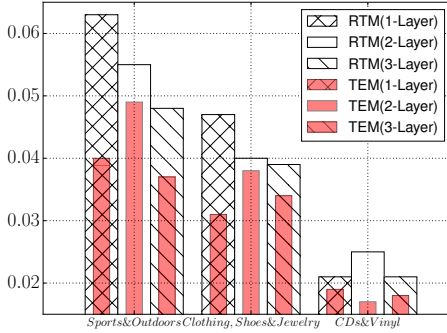
The effect of position and segment embeddings on RTM varies in different categories. As shown in Table 2, on *Sports&Outdoors* and *Clothing, Shoes&Jewelry*, the best version of RTM is with only position embeddings, while on *CDs&Vinyl*, RTM that incorporates segment embeddings alone perform the best. It indicates that on Sports and Clothing, the user’s recent purchases have different influences from the long-ago purchases the latest reviews reveal more accurate information about the products. For example, users’ preferences on clothes styles may change accordingly to the seasonal trend. The factory making swimming earplugs has updated their previously popular product and recently some customers complain in their reviews that the current version is not as comfortable as before. In these cases, position embeddings that capture the recency of reviews can help identify the current user preference and item status and potentially improve the search quality. In contrast, on *CDs&Vinyl*, considering the sequence of reviews with position embeddings does not lead to better evaluation results than using segment embeddings instead. This shows that the order of user and item reviews do not need to be differentiated as long as we know which of them corresponds to the user and item respectively. This observation is consistent with our intuition that the content in a CD and sound quality are usually static regardless of the review order, and we can also infer that long-ago purchases play similar roles as recent purchases in terms of representing user preferences on *CDs&Vinyl*.

Combining both embeddings with review embeddings does not lead to the best evaluation results. The possible reasons are that the position embeddings already imply which sections of the input correspond to the user and item respectively, which makes segment embeddings not necessary anymore; the sequence of reviews does not matter in some categories so that position embeddings could



**Table 3: A case of query, user, and purchased item. The attention weights are average from all the 8 attention heads.**

Query: "clothing shoe jewelry men big tall active athletic sock" (Attention weight w.r.t. $q^{(0)}$ :0.031)					
Attn	ID	User Reviews	Attn	ID	Item Reviews
0.027	ur3	Fruit of the Loom T-Shirt. This shirt is a great value for the price. <b>It is snug and fits me perfectly.</b> There is enough room to wear the shirt with an under-shirt as well, giving me warmth.	0.042	ir9	As expected bought these socks for my <b>husband</b> because he is always wearing holes in his socks, and I am looking to Carhartt to provide a sock that might be able to better withstand his abuses. So far they are <b>sufficiently cushiony, they stay up on his legs</b> and get the job done. Time will tell if they are as durable as I am hoping.
0.010	ur2	Casio Men's MQ24-1E black resin <b>watch</b> . I love it because it is small, easy to fasten, lightweight, and inexpensive. I had to cut the band for a smaller wrist, but glad I bought the watch.	0.018	ir4	Can't go wrong with Carhartt. These are great socks. There are great for everyday work. They're comfortable and durable. It's a great product Not much more to say.

**Figure 2: The effect of transformer layer numbers on MRR.**

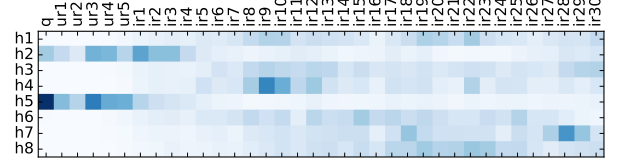
introduce noise to the model and harm the performance, as we mentioned in Section 3.1.

**Number of Layers.** Figure 2 shows the influence of transformer layer numbers on the transformer-based product search models, i.e., our RTM and the baseline model TEM, in terms of MRR. All the other hyper-parameters are the same as in their best settings corresponding to the numbers shown in Table 2. As shown in Figure 2, RTM outperforms TEM across different layer settings, which indicates that the advantage of RTM over TEM is consistent. In addition, 2 layers lead to the best MRR in *CDs&Vinyl* for RTM, which confirms that the dynamic review representation introduced in Section 3.4 benefits search quality on some datasets.

We also observe that RTM and TEM achieve their best performance with a different number of layers. While RTM performs the best with 1 layer on *Sports&Outdoors* and *Clothing, Shoes&Jewelry*, it needs 2 layers on *CDs&Vinyl* to have the highest MRR. In contrast, with 2 transformer layers to encode historically purchased items, TEM has the best MRR on *Sports* and *Clothing*, while lower performance than 1-layer TEM on *CDs*. This observation indicates that different amount of interactions are needed to lead to better performance even on the same dataset when we encode information at various levels, i.e., the sequence of (query, users' purchased items) at the item level or the sequence of (query, user reviews, item reviews) at the review level.

### 5.3 Case Study

In this section, we sample two cases in the test set of *Clothing* and *CDs* from our best model to illustrate the three aspects of RTM introduced in Section 3.4 and show how RTM identifies useful information from review-level user-item interactions. We show one example in *Clothing* to represent the case when one transformer layer is the best for RTM, and the other example in *CDs* is to show how the model performs with multiple transformer layers.

**Figure 3: Attention weights for case shown in Table 3.**

**Case Analysis for Single-layer RTM.** We first show how RTM allocates attention to the sequence of the query, user's historical reviews, and reviews of an ideal item for the query "clothing shoe jewelry men big tall active athletic sock" in Figure 3. Since the best model for *Clothing* has only 1 transformer layer, all the attention weights shown in the figure are computed with respect to  $q^{(0)}$  in Figure 1. There are 8 attention heads in total and they capture different aspects of the sequence. As shown in Figure 3,  $h_2$  and  $h_5$  focus more on how to allocate attention to each user reviews, while the other heads concentrate on differentiating important item reviews. Overall, item reviews draw the most portion of attention from the query, which is reasonable since item reviews are more important to differentiate candidate items. The accumulative attention weights from all the user reviews indicate how much personalization can take effect given the query and the item. If no historical information from the user could help match the query-user pair with the item, there could be no personalized information used for the matching. In this case, some of the user's historical reviews do help, so the accumulative attention weights on the user side are positive.

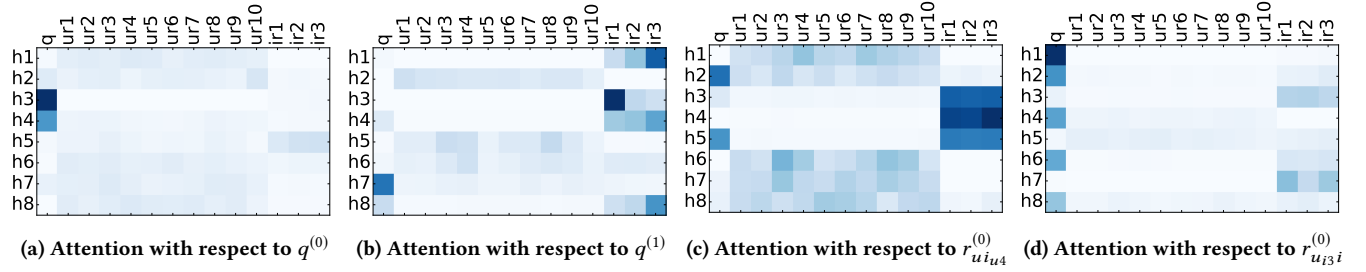
If we rank each unit in the sequence with their average attention weights from the 8 heads, the query itself is ranked at 15 among the 36 units, which indicates that the query has a medium effect on the final matching score.  $ur_3$  (the 3rd user review) and  $ir_9$  (the 9th item review) have the most attention scores among the user reviews and item reviews respectively. In contrast,  $ur_2$  and  $ir_4$  have the least attention weights. Note that these attention scores are dynamically changed given the reviews of a different user or item.

We show the review text of  $ur_3$ ,  $ur_2$ ,  $ir_9$ , and  $ir_4$ , and their attention weights to compare the reviews that take the most and least effect on matching the item with the query-user pair in Table 3. The query "clothing shoe jewelry men big tall active athletic sock" attends to  $ur_3$  - a previous review on a T-shirt the most, and  $ur_2$  - a historical review on a Casio watch the least. This makes sense since socks share more common properties with T-shirts compared with watches, such as the material and the fitness. For the item reviews, RTM allocates the most weight to  $ir_9$  which includes a lot of useful information for "men big tall active athletic sock", such as that the socks are for male, they are cushiony, and they stay up on legs. On the contrary,  $ir_4$ , which receives lower attention, does not reveal



**Table 4: A case of query, user, and purchased item. The attention weights are average from all the 8 attention heads.**

Query: "CDs vinyl Europe jazz" (Attention weight w.r.t $q^{(1)}$ : 0.097; w.r.t $q^{(0)}$ : 0.215)										
Attention w.r.t.			ID	User Reviews	Attention w.r.t.			ID	Item Reviews	
$q^{(1)}$	$r_{ui_{u4}}^{(0)}$	$r_{ui_{i3}}^{(0)}$			$q^{(1)}$	$r_{ui_{u4}}^{(0)}$	$r_{ui_{i3}}^{(0)}$			
0.055	0.065	0.026	ur4	... Before buying this I already owned 12 <b>Garbarek</b> albums, must admit though I'd pretty much heard "all" <b>he had to offer</b> ...	0.196	0.115	0.131	ir3	... I really liked <b>Jan</b> in the seventies. ... <b>I believe it is Jan's best recording in a long time.</b> I don't prefer it to his earlier Avante guard or <b>jazzier</b> stuff ..., and <b>Jan's</b> always great solos.	
0.053	0.065	0.028	ur8	Aural attack To all current EST fans - if news of <b>Svensson's</b> death wasn't hard enough to take, the music on this album is what you might call "tough love"...	0.167	0.110	0.130	ir1	Excellent introduction to <b>Garbarek's</b> world for newbies ...If you like modern <b>jazz</b> and/or ECM-style musicians, buy it without hesitation! ...	
0.052	0.073	0.028	ur3	... there's much more of <b>Steve Reich</b> , <b>Christian Wallumrod</b> & even <b>Esbjörn Svensson</b> here, meaning that whilst every piece is structured such that you can often predict when an established, largely minimalist pattern is going to change ...	0.127	0.109	0.114	ir2	... Why some people adore this <b>Garbarek's</b> release while others simply hate it? ... Not "excellent" but for sure "not bad" ... This is - in essence - an IMPROVISATION album. If you are not open to this freestyle, probably you'll not like it, ... Anyway, decide with your own ears and criteria.	

**Figure 4: Attention weights for the case shown in Table 4.  $r_{ui_{u4}}$  and  $r_{ui_{i3}}$  denote the same review as  $ur4$  and  $ir3$  respectively.**

whether the socks are for men or women, and the descriptions such as “comfortable” and “durable” can also be applied to other products, which are less informative than  $ir9$ . The attention weights can help explain why RTM ranks this item to the top and showing reviews with large attention weights to the user could potentially help them better understand why the item is a good candidate and facilitate their purchase decisions.

**Case Analysis for Multi-layer RTM.** The best RTM on *CDs* has two transformer layers and add only segment embeddings to the initial unit embeddings (See Equation 1). For query “CDs vinyl Europe jazz”, the attention scores of each unit in the sequence of the query, user reviews, and the reviews of a purchased item with respect to different units are shown in Figure 4. In the first transformer layer, most of the attention is paid to the query itself by  $q^{(0)}$ , shown in Figure 4a. Figure 4b shows that in the second layer, item reviews draw most attention weights from  $q^{(1)}$ . These two figures imply that a single layer is not enough to learn the dynamic matching between the query-user pair and the item, which is probably because the representation is not informative enough. With more interactions in the second layer between each unit in the sequence, their representations are dynamically changed according to other units in the sequence.

From the average attention weight of each unit with respect to  $q^{(1)}$  from the 8 heads, the 3 item reviews have the top 3 attention scores, ranked as  $ir3$ ,  $ir1$ ,  $ir2$ . These attention weights offer a possible explanation for how this item is scored. We can verify the rationality of the explanation by checking the text of the item reviews shown in Table 4.  $ir3$  mentions that this CD is Jan’s best recording in a long time and Jan Garbarek is a Norwegian jazz saxophonist which is relevant to the query “CDs vinyl Europe jazz”.  $ir1$  recommends the CD to people who like modern jazz and implies

that it is from a European musician - Jan Garbarek.  $ir2$  does not mention jazz at all and considers this album not bad and also not excellent.  $ir3$  is more positive than  $ir1$  on the album and both of them are more informative and positive than  $ir2$ , which indicates the explanation of the item score from RTM is reasonable.

Among the user reviews,  $ur4$ ,  $ur8$ , and  $ur3$  receive the top attention with respect to  $q^{(1)}$  (in Figure 4b). From the review text shown in Table 4, we can see that  $ur4$  is written by the user for a previously purchased album from the European jazz musician Jan Garbarek. In  $ur8$ , EST is short for “Esbjörn Svensson Trio”, which was a Swedish jazz piano trio, indicating the album with the review is also related to European jazz.  $ur3$  mention Steve Reich (an American composer who also plays jazz), Christian Wallumrod (a Swedish jazz pianist), and Esbjörn Svensson (a Norwegian jazz musician), which are also related to the query. These reviews are useful to indicate the user’s preference for European jazz and should draw more attention with respect to the query.

To find out which unit has more effect on  $ur4$  and  $ir3$  in the first transformer layer, we also show the attention distribution of each unit with respect to  $r_{ui_{u4}}^{(0)}$  and  $r_{ui_{i3}}^{(0)}$  in Figure 4c and 4d. For  $ur4$ , the top 5 units that it attends to are  $ir3$ ,  $ir1$ ,  $ir2$ ,  $ur3$ ,  $q$ , and  $ur8$ , from which we can tell that  $ir3$  has the largest contribution in terms of satisfying preferences indicated by  $ur4$ . As shown in Table 4,  $ur4$  indicates that the user is a big Fan of Jan Garbarek and has listened to almost all his albums, so the comment in  $ir3$  that this album is the best of Garbarek is quite persuasive to the user to purchase the item. The other parts that affect the dynamic representation of  $ur4$  are  $ur3$ ,  $q$ , and  $ur8$ , which are related to  $ur4$  and could help adjust its embedding vector. In Figure 4d, the units with top attention weights with respect to  $ir3$  are  $q$ ,  $ir3$ ,  $ir1$ ,  $ir2$ ,  $ur3$ ,  $ur8$ , and  $ur4$ . This implies

that the final representation of *ir3* depends mostly on the query and all the item reviews including itself. The attention weights also indicate that *ir3* considers itself to satisfy the query and the preferences expressed in the user reviews *ur3*, *ur8*, and *ur4* the most. These observations are consistent with our interpretation on the dynamic review representation of a multi-layer RTM in Section 3.4.

## 6 CONCLUSION AND FUTURE WORK

In this paper, we propose a review-based transformer model (RTM) for personalized product search, which scores an item by encoding the sequence of the query, user reviews, and item reviews with a transformer architecture. RTM conducts review-level matching between a query-user pair and an item instead of the popular paradigm that represents and matches users and items with static representations in the semantic space. The importance of each review of the user and item during matching is dynamically changed according to other units in the sequence, which enables RTM to perform adaptive personalization and the dynamic utilization of the item information in different search sessions. The attention weights of reviews indicate their importance during item scoring. The empirical results show that RTM not only improves product search quality but also provides useful information to explain why an item is ranked to the top.

As a next step, we are interested in incorporating other information from users and items such as brand, category, the relationship of also-purchased, also-viewed, etc. with transformers to weigh each information source dynamically across search sessions. We also plan to find a way to provide explanations with the attention weights collected in different transformers layers from all the attention heads.

## REFERENCES

- [1] Aman Ahuja, Nikhil Rao, Sumeet Katariya, Karthik Subbian, and Chandan K Reddy. 2020. Language-Agnostic Representation Learning for Product Search on E-Commerce Platforms. In *Proceedings of the 13th International Conference on Web Search and Data Mining*. 7–15.
- [2] Qingyao Ai, Daniel N Hill, SVN Vishwanathan, and W Bruce Croft. 2019. A zero attention model for personalized product search. In *CIKM'19*. 379–388.
- [3] Qingyao Ai, Yongfeng Zhang, Keping Bi, Xu Chen, and W Bruce Croft. 2017. Learning a hierarchical embedding model for personalized product search. In *SIGIR'17*. ACM, 645–654.
- [4] Qingyao Ai, Yongfeng Zhang, Keping Bi, and W Bruce Croft. 2019. Explainable Product Search with a Dynamic Relation Embedding Model. *ACM Transactions on Information Systems (TOIS)* 38, 1 (2019), 1–29.
- [5] Paul N Bennett, Ryan W White, Wei Chu, Susan T Dumais, Peter Bailey, Fedor Borisyuk, and Xiaoyuan Cui. 2012. Modeling the impact of short-and long-term behavior on search personalization. In *Proceedings of the 35th international ACM SIGIR conference on Research and development in information retrieval*. 185–194.
- [6] Keping Bi, Qingyao Ai, Yongfeng Zhang, and W Bruce Croft. 2019. Conversational product search based on negative feedback. In *CIKM'19*. 359–368.
- [7] Paul Alexandru Chirita, Wolfgang Nejdl, Raluca Paiu, and Christian Kohlschütter. 2005. Using ODP metadata to personalize search. In *Proceedings of the 28th annual international ACM SIGIR conference on Research and development in information retrieval*. 178–185.
- [8] Zhuyn Dai and Jamie Callan. 2019. Deeper text understanding for IR with contextual neural language modeling. In *SIGIR'19*. 985–988.
- [9] Jacob Devlin, Ming-Wei Chang, Kenton Lee, and Kristina Toutanova. 2018. Bert: Pre-training of deep bidirectional transformers for language understanding. *arXiv preprint arXiv:1810.04805* (2018).
- [10] Wei Di, Anurag Bhardwaj, Vignesh Jagadeesh, Robinson Piramuthu, and Elizabeth Churchill. 2014. When relevance is not enough: Promoting visual attractiveness for fashion e-commerce. *arXiv preprint arXiv:1406.3561* (2014).
- [11] Zhicheng Dou, Ruihua Song, and Ji-Rong Wen. 2007. A large-scale evaluation and analysis of personalized search strategies. In *Proceedings of the 16th international conference on World Wide Web*. 581–590.
- [12] Huizhong Duan and ChengXiang Zhai. 2015. Mining coordinated intent representation for entity search and recommendation. In *Proceedings of the 24th ACM International Conference on Information and Knowledge Management*. 333–342.
- [13] Huizhong Duan, ChengXiang Zhai, Jinxing Cheng, and Abhishek Gattani. 2013. A probabilistic mixture model for mining and analyzing product search log. In *CIKM'13*. ACM, 2179–2188.
- [14] Susan T Dumais. 2016. Personalized Search: Potential and Pitfalls. In *CIKM*. 689.
- [15] Yangyang Guo, Zhiyong Cheng, Liqiang Nie, Yinglong Wang, Jun Ma, and Mohan Kankanhalli. 2019. Attentive long short-term preference modeling for personalized product search. *TOIS* 37, 2 (2019), 1–27.
- [16] Yangyang Guo, Zhiyong Cheng, Liqiang Nie, Xin-Shun Xu, and Mohan Kankanhalli. 2018. Multi-modal preference modeling for product search. In *2018 ACM Multimedia Conference on Multimedia Conference*. ACM, 1865–1873.
- [17] Dan Hendrycks and Kevin Gimpel. 2016. Gaussian Error Linear Units (GELUs). *arXiv:cs.LG/1606.08415*
- [18] Shubhra Kanti Karmaker Santu, Parikshit Sondhi, and ChengXiang Zhai. 2017. On application of learning to rank for e-commerce search. In *SIGIR'17*. ACM, 475–484.
- [19] Quoc Le and Tomas Mikolov. 2014. Distributed representations of sentences and documents. In *International conference on machine learning*. 1188–1196.
- [20] Soon Chong Johnson Lim, Ying Liu, and Wing Bun Lee. 2010. Multi-facet product information search and retrieval using semantically annotated product family ontology. *Information Processing & Management* 46, 4 (2010), 479–493.
- [21] Bo Long, Jiang Bian, Anlei Dong, and Yi Chang. 2012. Enhancing product search by best-selling prediction in e-commerce. In *CIKM'12*. ACM, 2479–2482.
- [22] Julian McAuley, Rahul Pandey, and Jure Leskovec. 2015. Inferring networks of substitutable and complementary products. In *SIGKDD'15*. ACM, 785–794.
- [23] Tomas Mikolov, Ilya Sutskever, Kai Chen, Greg S Corrado, and Jeff Dean. 2013. Distributed representations of words and phrases and their compositionality. In *Advances in neural information processing systems*. 3111–3119.
- [24] Rodrigo Nogueira and Kyunghyun Cho. 2019. Passage Re-ranking with BERT. *arXiv preprint arXiv:1901.04085* (2019).
- [25] Nish Parikh and Neel Sundaresan. 2011. Beyond relevance in marketplace search. In *CIKM'11*. ACM, 2109–2112.
- [26] Chen Qu, Liu Yang, Minghui Qiu, Yongfeng Zhang, Cen Chen, W Bruce Croft, and Mohit Iyyer. 2019. Attentive History Selection for Conversational Question Answering. In *Proceedings of the 28th ACM International Conference on Information and Knowledge Management*. 1391–1400.
- [27] Xuehua Shen, Bin Tan, and ChengXiang Zhai. 2005. Implicit user modeling for personalized search. In *Proceedings of the 14th ACM international conference on Information and knowledge management*. 824–831.
- [28] Mark D Smucker, James Allan, and Ben Carterette. 2007. A comparison of statistical significance tests for information retrieval evaluation. In *CIKM'07*. ACM, 623–632.
- [29] Jaime Teevan, Susan T Dumais, and Eric Horvitz. 2005. Personalizing search via automated analysis of interests and activities. In *Proceedings of the 28th annual international ACM SIGIR conference on Research and development in information retrieval*. 449–456.
- [30] Jaime Teevan, Susan T Dumais, and Daniel J Liebling. 2008. To personalize or not to personalize: modeling queries with variation in user intent. In *Proceedings of the 31st annual international ACM SIGIR conference on Research and development in information retrieval*. 163–170.
- [31] Christophe Van Gysel, Maarten de Rijke, and Evangelos Kanoulas. 2016. Learning latent vector spaces for product search. In *CIKM'16*. ACM, 165–174.
- [32] Damir Vandic, Flavius Frasinca, and Uzay Kaymak. 2013. Facet selection algorithms for web product search. In *CIKM'13*. ACM, 2327–2332.
- [33] Ashish Vaswani, Noam Shazeer, Niki Parmar, Jakob Uszkoreit, Llion Jones, Aidan N Gomez, Łukasz Kaiser, and Illia Polosukhin. 2017. Attention is all you need. In *Advances in neural information processing systems*. 5998–6008.
- [34] Ryan W White and Steven M Drucker. 2007. Investigating behavioral variability in web search. In *Proceedings of the 16th international conference on World Wide Web*. 21–30.
- [35] Liang Wu, Diane Hu, Liangjie Hong, and Huan Liu. 2018. Turning clicks into purchases: Revenue optimization for product search in e-commerce. In *SIGIR'18*. ACM, 365–374.
- [36] Zijiang Wu, Jiaxin Mao, Yiqun Liu, Jingtao Zhan, Yukun Zheng, Min Zhang, and Shaoping Ma. 2020. Leveraging Passage-level Cumulative Gain for Document Ranking. In *WWW'20*.
- [37] Jun Yu, Sunil Mohan, Duangmanee Pew Putthividhya, and Weng-Keen Wong. 2014. Latent dirichlet allocation based diversified retrieval for e-commerce search. In *WSDM'14*. ACM, 463–472.
- [38] Yongfeng Zhang, Xu Chen, Qingyao Ai, Liu Yang, and W Bruce Croft. 2018. Towards conversational search and recommendation: System ask, user respond. In *CIKM'18*. ACM, 177–186.
- [39] Yuan Zhang, Dong Wang, and Yan Zhang. 2019. Neural IR Meets Graph Embedding: A Ranking Model for Product Search. In *The World Wide Web Conference*. 2390–2400.