

Distributed Weighted Min-Cut in Nearly-Optimal Time

Michal Dory^{*1}, Yuval Efron^{†1}, Sagnik Mukhopadhyay^{‡2}, and Danupon Nanongkai^{§2}

¹Technion-Israel Institute of Technology, Israel

²KTH Royal Institute of technology, Sweden

Abstract

Minimum-weight cut (min-cut) is a basic measure of a network’s connectivity strength. While the min-cut can be computed efficiently in the sequential setting [Karger STOC’96], there was no efficient way for a distributed network to compute its own min-cut without limiting the input structure or dropping the output quality: In the standard CONGEST model, existing algorithms with nearly-optimal time (e.g. [Ghaffari, Kuhn, DISC’13; Nanongkai, Su, DISC’14]) can guarantee a solution that is $(1 + \epsilon)$ -approximation at best while the exact $\tilde{O}(n^{0.8}D^{0.2} + n^{0.9})$ -time algorithm [Ghaffari, Nowicki, Thorup, SODA’20] works only on *simple* networks (no weights and no parallel edges).¹ For the weighted case, the best bound was $\tilde{O}(n)$ [Daga et al. STOC’19].

In this paper, we provide an *exact* $\tilde{O}(\sqrt{n} + D)$ -time algorithm for computing min-cut on *weighted* networks. Our result improves even the previous algorithm that works only on simple networks. Its time complexity matches the known lower bound up to polylogarithmic factors. At the heart of our algorithm are a combination of two kinds of tree-decompositions and a novel structural theorem that generalizes a theorem in Mukhopadhyay-Nanongkai [STOC’20] and, in turn, helps simplify their algorithms.

^{*}smichald@cs.technion.ac.il

[†]efronyuv@gmail.com

[‡]sagnik@kth.se

[§]danupon@kth.se

¹Throughout, n and D denote the network’s number of vertices and hop-diameter, respectively.

Contents

1	Introduction	1
1.1	Our results	1
1.2	Our techniques	2
2	Technical Overview	3
3	Preliminaries	7
3.1	The model and assumptions	7
3.2	2-respecting cuts & tree packing	8
3.3	Cover values	9
3.4	LCA labels	10
3.5	Useful notation	11
4	Building blocks	11
4.1	Fragment decomposition	11
4.2	Layering decomposition	14
4.3	Combining layering with fragment decomposition	15
4.4	Information of edges	15
5	Finding, bounding, and routing interesting paths	17
5.1	Interesting edges and paths	17
5.2	Finding interesting paths	19
5.3	Bounding number of interesting paths	21
5.4	Implementation	24
5.5	Combining with tree decompositions	28
6	Algorithms for short paths	31
6.1	Preliminaries: Basic subroutines on a tree	31
6.2	Simple cases where P' is a non-highway	33
6.3	P' is a non-highway and P is a highway	34
6.4	P' and P are highways	38
6.5	Both edges in the same highway	41
7	Monotonicity and Partitioning	43
7.1	Monotonicity	43
7.2	Partitioning	44
8	Finding the min 2-respecting cut	47
8.1	1-respecting cut	47
8.2	Simple cases with non-highways	47
8.3	Exactly one cut edge in a highway	49
8.4	Both cut edges in highways	52
8.5	Both cut edges in same highway	57
9	The min-cut algorithm	58
9.1	A schematic algorithm for minimum 2-respecting cut	58
9.2	The min-cut algorithm for weighted graphs	60
A	Reduction to 2-respecting cut	62

1 Introduction

Min-cut. Minimum cut (min-cut) is a basic mathematical concept that is of great importance from the network design perspective as it captures the connectivity of the network. Given a graph with n vertices and m (possibly weighted) edges, a cut is a set of edges removing which disconnects the graph, and the weight of the cut is the total weight of the edges participating in the cut.

In the sequential setting, a long line of work spanning over many decades since 1950s [EFS56, FF87] was concluded by the STOC’95 $O(m \log^3 n)$ -time randomized algorithm of Karger [Kar00] (see [MN20, GMW19] for recent improvements).

Distributed min-cut. Efficient sequential algorithms, however, do not necessarily lead to an efficient way for a *distributed network* to compute the min-cut. The question how a distributed network can compute its own min-cut has been actively studied in the CONGEST model of distributed networks (e.g. [PT11, GK13, NS14, GH16, GN18, DHNS19, Par19, GNT20]). In this model, a network is represented by an n -vertex unweighted graph of diameter D . Each edge e is associated with weight $w(e) \in \{1, 2, \dots, \text{poly}(n)\}$ that does not affect the communication. In each communication round each vertex sends a message of $O(\log n)$ bits to each of its neighbors which arrives at the end of the round. The goal is to minimize the number of rounds to compute the value of the min-cut or to make every vertex realize which edges incident to it are in the min-cut (our and previous results can achieve both so we do not distinguish the two objectives in the discussion below). Throughout, we use \tilde{O} and $\tilde{\Omega}$ to hide $\text{poly} \log(n)$ factors.

Previous works. For many graph problems in the CONGEST model such as minimum cut, minimum spanning tree, and single-source shortest paths, the ultimate goal is the $\tilde{O}(\sqrt{n} + D)$ round complexity. This is mainly because Das Sarma et al. [DHK⁺11] showed in STOC’11 an $\tilde{\Omega}(\sqrt{n} + D)$ lower bound for a number of fundamental graph problems, which holds even for $\text{poly}(n)$ -approximation algorithms (also see [EKNP14, KKP13, Elk06, PR00, GK13]). Since the work of [DHK⁺11], a lot of effort have been put on to match that lower bound by devising efficient algorithms for all of these problems, and for many of these problems, near optimal upper bounds have been achieved (e.g. [HKN16, BKKL17, Nan14, NS14, GK13, GKK⁺15]). For min-cut, the first algorithm towards this goal was by Ghaffari and Kuhn [GK13] which $(2 + \epsilon)$ -approximates the min-cut in $\tilde{O}(\sqrt{n} + D)$ rounds. The approximation ratio was subsequently improved to $(1 + \epsilon)$ by Nanongkai and Su [NS14]. Obtaining efficient algorithms for the *exact* case remained widely open.

Towards designing an efficient distributed algorithm for *exact* min-cut, Daga, Henzinger, Nanongkai, and Saranurak [DHNS19] in STOC’19 gave the first algorithm that is *sublinear-time* ($\tilde{O}(n^{1-\epsilon} + D)$ -time for some constant $\epsilon > 0$). Their algorithm works on simple networks and guarantees $\tilde{O}(n^{1-1/353} D^{1/353} + n^{1-1/706})$ round complexity. This bound was recently improved in SODA’20 by Ghaffari, Nowicki and Thorup [GNT20] to $\tilde{O}(n^{0.8} D^{0.2} + n^{0.9})$.² We emphasize that the algorithms of Daga et al. [DHNS19] and Ghaffari et al. [GNT20] crucially exploit the fact that the network is *simple*, i.e. it is an unweighted graph without parallel edges. It is very unclear how to extend their techniques to work on even unweighted graphs with parallel edges. For exact min-cut on *weighted graphs*, the only known upper bound is an $\tilde{O}(n)$ one which follows from Daga et al. (see Theorem 5.1, [DHNS19]). To conclude, it was widely open whether exact min-cut on weighted graphs can be computed in sublinear time in n , and even the simpler case of simple graphs, there was still a wide gap of at least $n^{0.4}$ between known upper and lower bounds.

1.1 Our results

We present a randomized distributed algorithm that essentially resolves the distributed weighted exact min-cut problem (naturally, we also improve the upper bound of Ghaffari et al. [GNT20] for simple graphs):

Theorem 1.1. *In the CONGEST model, a min-cut of a (possible weighted) graph with n vertices and with diameter D can be found with high probability in $\tilde{O}(\sqrt{n} + D)$ rounds.*³

²Prior to Daga et al. [DHNS19], $O(D)$ bound was shown for finding min-cuts of values at most two by Prichard and Thurimella [PT11] and, later, $\tilde{O}(\sqrt{n} + D)$ bound was shown for finding min-cuts of values $O(\text{poly} \log(n))$ by Nanongkai and Su [NS14]. Parter [Par19] recently improved the round complexity to $\text{poly}(D)$ when the min-cut has value $O(1)$, answering some open problems in [DHNS19]. Additionally, distributed min-cut has been considered on fully-connected networks (congested clique) by Ghaffari and Nowicki [GN18].

³With high probability (w.h.p.) means with probability at least $1 - 1/n^c$ for an arbitrary constant c . “Finding the min-cut” refers to the standard definition where after the algorithm finishes every vertex knows the min-cut value and for every edge $\{u, v\}$ both u and v know whether edge $\{u, v\}$ is in the min-cut or not.

At the heart of our algorithm is an algorithm for the *minimum 2-respecting cut problem*. In this problem, we are given a spanning tree T of the graph G , and the goal is to find a minimum cut in G which contains at most two edges from T (such a cut is called a *2-respecting cut*). The seminal work of Karger [Kar00] showed that the min-cut problem can be reduced to solving the min 2-respecting cut problem, this reduction also holds in the CONGEST model (see e.g. [DHNS19]). This approach led to efficient algorithms for min-cut in various settings [Kar00, DHNS19, NS14, Tho07, MN20, GMW19, GG18]. In the distributed setting, Nanongkai and Su [NS14] could solve in $\tilde{O}(\sqrt{n} + D)$ rounds the easier *minimum 1-respecting cut problem*, where the goal is to find the min-cut that contains one tree edge, leading to their $(1 + \epsilon)$ -approximation result. The minimum 2-respecting cut problem, however, turns out to be much more challenging to solve efficiently. Recently, Daga et al. [DHNS19] devised an algorithm to solve this in $\tilde{O}(n)$ rounds—this was one of the main ingredients for Daga et al. [DHNS19] and Ghaffari et al. [GNT20] for obtaining the aforementioned sublinear time exact algorithm on simple graphs. Our main technical contribution is an efficient distributed algorithm for the minimum 2-respecting cut problem which is mentioned in the following theorem.

Theorem 1.2. *In the CONGEST model, the 2-respecting cut problem can be solved with high probability in $\tilde{O}(\sqrt{n} + D)$ rounds.*

1.2 Our techniques

Our starting point for solving the 2-respecting cut problem is the framework of Mukhopadhyay and Nanongkai [MN20] (MN). In a nutshell, the algorithm of MN consists of the following key steps.

- (i) **Interestingness:** Prove that we can define the notion of “an edge e is interested in a path P ” in a way that (a) e is interested in $O(\log n)$ paths, and (b) if the optimal 2-respecting cut intersects with T at edges e and e' , then e is interested in a path containing e' and vice versa.
- (ii) **Tree decomposition:** Partition the rooted spanning tree T into edge-disjoint *sub-paths* using well-known algorithms such as the *heavy-light decomposition* or *layering* (a.k.a. *branch decomposition*). (See Figure 7 for an example of layering decomposition). These sub-paths are the paths the algorithm works with.
- (iii) **Monotonicity:** Between every pair of sub-paths P and P' , run the “two-paths” algorithm $\mathcal{A}(P, P')$ which finds an optimal 2-respecting cut that intersects with one edge e in P and another edge e' in P' . This algorithm exploits a property called *monotonicity*.⁴ To avoid an edge from participating in many calls of the two-path algorithm, we contract edges in P that are *not* interested in P' and vice versa before invoking $\mathcal{A}(P, P')$.

MN [MN20] showed that this framework can be easily translated into efficient algorithms in the sequential, streaming, and cut-query settings. This is however not the case when we want to design a distributed algorithm. To prove Theorem 1.2, we modify this framework in many ways and combine several techniques. Below, we discuss some new high-level ideas that might be of independent interest. The overall technical ideas are sketched in Section 2.

Challenges in a distributed setting. There are several challenges in following the framework of MN in a distributed setting. First, the algorithm requires applying the path algorithm $\mathcal{A}(P, P')$ on many pairs of paths. As mentioned before in (iii), MN solves this for a fixed pair of paths by using a divide and conquer method using the *monotonicity* property of 2-respecting cuts, and achieves an algorithm whose time complexity is *linear in the length of the path* thereby avoiding excessive computations. Unfortunately, this is not nearly enough, as the goal in the distributed setting is to come up with a *sub-linear* time algorithm, and hence it is not even clear how to run one such algorithm efficiently in a distributed fashion. We deal with it in the following way: We would like first to break each path to smaller sub-paths of length $O(\sqrt{n})$ —intuitively, this is useful as the complexity of the algorithm depends linearly on the length of the paths. To deal with a general tree, we can use the well-known concept of *fragment decomposition* to break the whole tree into shorter paths of length $O(\sqrt{n})$ (for more details, see Section 2).

However, this alone is not enough: Even if comparing two short paths can be done efficiently, the algorithm requires comparing many pairs of short paths, and to get an efficient algorithm our goal is to bound the number of computations each short path participates in. While MN showed that the number of computations *each edge* participates in is small (see Step (i)), our goal is to show that *each one of these short paths*

⁴We actually also have to consider the case where both intersecting edges are in the same path. This can be handled by the two-path algorithm as well via divide-and-conquer.

participates in small number of computations as now our main building block is a short path. There are several issues with such a strong statement. In general, such a claim does not need to be true as there are cases where each edge of some short path is interested in a different path. Also, since we decompose long paths into smaller sub-paths, even if an edge was originally interested only in one long path, after the decomposition it may be interested in $\Omega(\sqrt{n})$ many different sub-paths. To overcome these issues, we use several different techniques. Next, we briefly review the major ingredients among them one after the other.

Structural Lemma. First, we prove a new purely combinatorial structural lemma, that strengthens (i) and helps to simplify the high-level algorithm of MN. Recall that MN showed that every edge is interested in $O(\log n)$ paths (see (i)). Let us extend the notion of *interestedness* and say that a path P is interested in another path P' if an edge in P is interested in an edge in P' . Having defined so, we significantly generalize the aforementioned theorem of MN, and prove that *a given path P is interested in a small number of other paths*, when we restrict the discussion to a specific type of paths that have nice structure which we denote as *non-splittability*. A path P' is *non-splittable* with respect to P if the path from P' to the root either contains P entirely, or excludes P completely. In other words, P' is either completely above or completely below P or in a completely different root to leaf path (See Figure 9). We prove the following Lemma (simplified version of Lemma 5.16).

Lemma 1.3. *A given path P can be interested in at most $O(\log n)$ pairwise orthogonal paths that are non-splittable with respect to P .*

Where pairwise orthogonality means the highest edges of the two paths in a pair are on different root to leaf paths.

Obtaining a distributed algorithm. To use the structural lemma, we bring to our construction two tree decompositions, a *fragment decomposition* and a *layering decomposition*. As explained above, the fragment decomposition allows us to break the tree into short paths of length $O(\sqrt{n})$. Other than this, both the fragment and layering decompositions have nice structural properties that allow us to use the structural lemma. For example, let us consider the layering decomposition which labels each edge with a *layer number* (see Figure 7 for an example). We can show that our structural lemma implies that every path of layer i is interested in $O(\log^2 n)$ paths of the same or higher layers. In addition to strengthening (i), this lemma also helps simplifying the computation in (iii) in that we do not need edge contractions; instead, we just run the “two-paths” algorithm $\mathcal{A}(P, P')$ between every two sub-paths P and P' that are interested in each other. We need this stronger lemma because, in a sense, we cannot contract an edge on a distributed network to prevent it from participating in a computation like in other models of computation.

This still leaves us with the challenge that long paths were broken up to possibly $\Omega(\sqrt{n})$ different short paths. We show how to exploit the *monotonicity* properties shown in MN to deal with this challenge. In the next section, we describe our approach in more detail.

2 Technical Overview

As discussed above, our goal is to solve the min 2-respecting cut problem, i.e., given a tree T find two tree edges e, e' such that the cut obtained by removing them from the tree is minimal. We denote by $\text{Cut}(e, e')$ the cut value defined by e, e' . The starting point of our algorithm is the following observation. If we only want to find the min 2-respecting cut where e, e' are in two short paths P, P' , we can actually solve it in a time which is proportional to the length of the paths (see Section 6). The high level intuition for the algorithm is as follows. If we fix an edge $e \in P$, and want to find an edge $e' \in P'$ such that $\text{Cut}(e, e')$ is minimal, we can show that most of the computation needed for this task is to run an aggregate computation in P' , that intuitively allows to sum the cost of edges crossing the cut. If we want to do it for all edges $e \in P$, we can pipeline multiple such computations and get a complexity which is proportional to the length of the paths. Note that most of the computation described is done only in one of the paths, P' , and we will exploit this asymmetry in our algorithm. But here we only discussed two short paths. To get a fast complexity for the whole algorithm, our goal is to be able to decompose our tree into many short paths and show that each path only participates in small number of computations. For this, we use several different ingredients that we review next.

First step: Decomposition. First, we bring into our construction a decomposition of the tree into fragments described in [GP16, Dor18] (see Section 4.1). While many distributed algorithms use fragment

decompositions, this specific decomposition has some nice properties that are crucial for our algorithm. At a high-level, we decompose our graph into $O(\sqrt{n})$ edge-disjoint fragments of diameter $O(\sqrt{n})$. Each fragment F has a very specific structure: it has one main path, called the *highway* of the fragment, between two vertices that are called the root r_F and descendant d_F of the fragment, and additional sub-trees attached to it, which are contained inside the fragment. The paths in these sub-trees are called *non-highways*. The only vertices that may be connected directly to other fragments are r_F and d_F . The following properties would be useful for us later:

1. Non-highways have small length and are completely contained in one fragment.
2. We have $O(\sqrt{n})$ different highways.

When we look for the min 2-respecting cut, we break into cases according to whether the edges e, e' are part of a non-highway or a highway. But first, we need an additional ingredient.

Second step: Finding and Bounding Interesting Paths. Another crucial ingredient in our algorithm is the notion of *interesting paths*, which is based on and extends ideas from [MN20]. In a nutshell, for each edge e we can show that there is only a small number of ancestor to descendant paths that may contain the edge e' that minimizes $\text{Cut}(e, e')$. We call these paths *interesting paths* with respect to e . In addition, we can identify interesting paths using sampling, where the high-level intuition for this is that there are many edges that go from the subtree below e towards these paths, which can be identified using sampling (see the beginning of Section 5 for a more detailed description). This is useful for bounding the number of paths each edge should be compared to. However, as the main building block in our algorithm is a path and not an edge, we actually need to bound the number of comparisons between different sub-paths, and not between an edge and a path. This turns out to be challenging, as there are examples where each one of the edges of a path is interested in a different path, in such cases we cannot bound the number of comparisons needed. To overcome it, we show that if we only focus on paths that have some nice structure, we can actually bound the number of paths a path is interested in, where a path P is interested in a path P' if one of the edges in P is interested in P' . We next describe the intuition for a very simple case of a spider graph, similar ideas work also for more general cases.

Assume we have a spider graph: we have a root r and attached to it there are $k = \sqrt{n}$ paths P_1, \dots, P_k of length \sqrt{n} . For each one of these paths, we want to bound the number of other paths it is interested in. The intuition is simple, if some edge $e \in P_i$ is interested in some path P_j it means that the total cost of edges going from the subpath P_e of P_i below e towards P_j is large, and is at least half of the cost of edges that goes from P_e towards any of the other paths $P_{i'}$ for $i' \neq i$. Now we start scanning the path P_i from the lowest edge to the highest, and stop each time we find some edge e that is interested in some new path P_j , each time we reach such edge e , there is a large fraction of edges that goes from P_e to P_j , we use it to show that after we reach a constant number of such edges the total cost of edges going from P_e to any other path $P_{i'}$ for $i' \neq i$ grows by a constant factor (note that for any edge e' below e , $P_{e'}$ is contained in P_e , hence all edges going from $P_{e'}$ towards other paths also go from P_e to other paths). Since the total cost of edges is polynomially bounded it can only grow by a constant factor logarithmic number of times, which shows that P_i can be only interested in $O(\log n)$ different paths.

One issue in implementing this idea, is that we cannot really identify the actual paths an edge is interested in, but rather find a small set of paths that contains the ones an edge is interested in but also other paths. We call them the paths e is *potentially interested* in. We show that these paths still satisfy nice properties, that allow to bound the total number of paths a path is potentially interested in. For simplicity of presentation, in the technical overview we refer to all these paths as paths e is interested in. We next describe how we use these ideas in our algorithm. At a high-level, we use the specific structure of the fragment decomposition together with a certain layering to bound the number of highway and non-highway paths each path is potentially interested in.

Third step: Finding the min 2-respecting cut. After computing the fragment decomposition and interesting paths, we now describe how we find the min 2-respecting cut. We divide into cases, according to whether the edges defining the cut are part of a non-highway or a highway and discuss additional ingredients needed for the different cases, such as *layering decomposition* and *monotonicity*.

Both edges are in non-highways. Here our goal is to exploit the small length of non-highways to get a fast algorithm. As discussed above if we only want to compare two paths of small length we can do it in

a complexity which is proportional to the length of paths, $O(\sqrt{n})$. However, the main challenge here is to bound the number of such computations, naively we may want to compare any two different non-highways, which is too expensive. To bound the number of computations, we bring to our construction a certain *layering* (see Section 4.2), that decomposes all non-highway paths into $O(\log n)$ layers, each layer is composed of a set of disjoint paths in different root to leaf paths. Using the special structure of the layering, we can show that each non-highway path P' of layer i is only interested in small number of non-highway paths of layers at least i . Hence, we can process the graph according to layers, and in iteration i compare all non-highway paths of layer i to paths of layer at least i they are interested in. Note that we exploit here the asymmetry of the path algorithm, where we let the lower layer paths be responsible for the computation (a path of higher layer may be interested in many different paths of lower layers, hence letting it do the computations would be too expensive). Another important property of the layering is that all paths of the same layer are in completely different root to leaf paths, and the subtrees below them are disjoint, this allows us to process all paths of the same layer *simultaneously*. As the paths have length $O(\sqrt{n})$, and we have $O(\log n)$ iterations, this results in a complexity of $\tilde{O}(\sqrt{n})$.

Exactly one edge in a non-highway. To explain this case, we first focus on the special case that we have one non-highway P' , that we want to compare to a long path composed of many highways P_H (see Figure 1), later we explain how to do many such computations in parallel. The main challenge here compared to the previous case is the length of P_H . While comparing P' to one short highway $P \in P_H$ contained in a specific fragment can be done efficiently, P_H may be composed of $\Omega(\sqrt{n})$ different highways, which requires linear time for comparing P' to all highways in P_H . A natural approach would be to let the different highways of P_H do the computation instead of P' . For this approach, however, we need P' to send some information to each one of the highways $P \in P_H$, the information sent is different for each one of the highways, and if we want to compare all edges of P' to all highways $P \in P_H$, the total amount of information is linear which is too expensive. To overcome it, we exploit a certain monotone structure of the min 2-respecting cuts, described in [MN20], to partition the edges of P' into almost disjoint sets E'_1, \dots, E'_k such that each one of these sets should be only compared to one of the highways P_1, \dots, P_k of P_H (See Figure 1 and Section 7). We show that we can compute such partitioning efficiently. As now each edge of P' should only be compared to small number of highways in P_H , now we can afford to send the relevant information from P' to each one of the highways in P_H . We send to P_i only information about edges in E'_i . Then we let the different highways in P_H compute the min 2-respecting cuts having one edge in E'_i and one edge in P_i , taking the minimum of those gives the minimum 2-respecting cut.

For now, we only described how to compare one non-highway to one long path composed of highways. To be able to do many such computations in parallel we need to show that each path only participates in small number of computations. For this, we use the special structure of non-highways and highways to show that each non-highway is only interested in small number of long paths composed of highways, and to show that each specific highway contained in some fragment, is only interested in small number of non-highways in different fragments (the case they are in the same fragment can be handled easily). In the algorithm described above, a highway P in some fragment only participates if it is indeed interested in the non-highway P' that sent it the information, which is enough, as to find the min 2-respecting cut, it is enough to focus on pairs of paths that are interested in each other. Overall, we get a complexity of $\tilde{O}(D + \sqrt{n})$ for this part.

Both edges in highways. The most challenging case is that both edges are contained in highways. To illustrate this case, we first focus on a setting where we have two long paths P_{H_1}, P_{H_2} composed of highways that we want to compare to each other. Again, while comparing one short highway in P_{H_1} to one short highway in P_{H_2} is efficient, comparing all possible pairs is clearly too expensive. Here again we would like to use monotonicity to partition the paths and break the problem to small sub-problems we can solve in parallel. The issue is that even if we just want to compute such partitioning, it seems that we need to compare at least a constant number of edges in each short highway to the highways in the second path. To be able to do so, we need to broadcast a constant amount of information for each one of the possible pairs. As we may have $\Omega(\sqrt{n})$ different highways in each one of the paths, this results in broadcasting linear amount of information. We remark that if we just want to get a sub-linear complexity, we can play with the number of fragments and their diameter (say, have $O(n^{1/3})$ fragments of diameter $O(n^{2/3})$), and get a complexity of $O(D + n^{2/3})$ rounds for this part, however, it is not clear how to compute such partitioning in the optimal $O(D + \sqrt{n})$ complexity.

To overcome it, we design a two stage algorithm. First, we show that if we want to compare a short

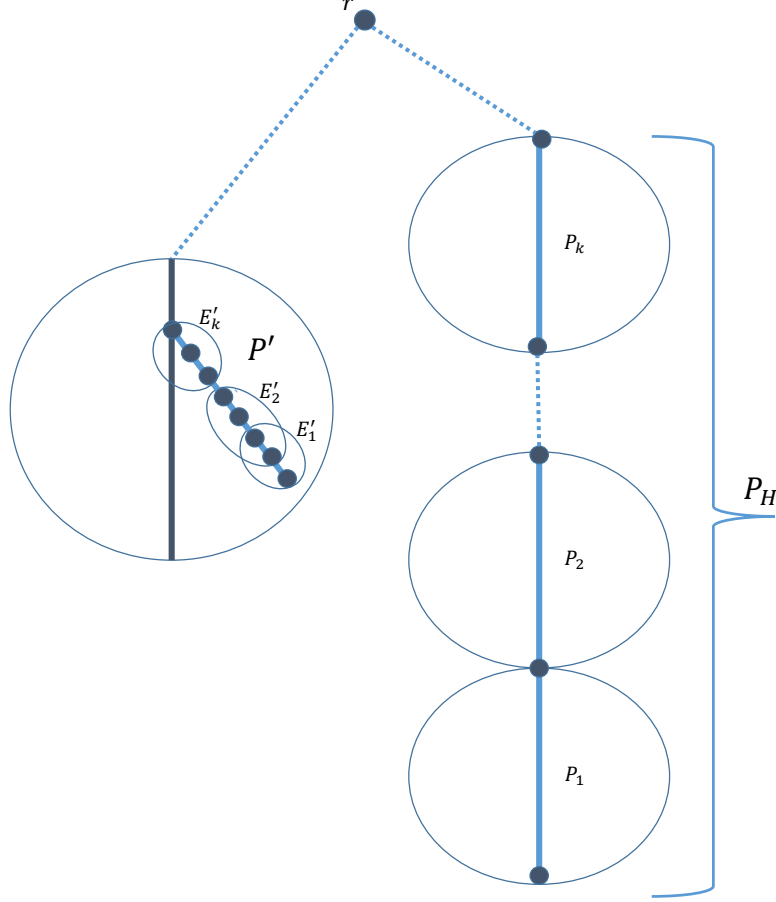


Figure 1: Illustration of the non-highway-highway case

highway contained in a fragment to a long path of highways, we can do it efficiently, this uses monotonicity and extends ideas from the non-highway-highway case. Next, we use it as a black-box to get an algorithm comparing two long highways. The idea is as follows. Let P_{H_1} and P_{H_2} be two long highways we want to compare. First, we take the middle fragment P in the long path P_{H_1} , and compare it to the path P_{H_2} using the black-box algorithm. Note that since we only compare one fragment $P \in P_{H_1}$ to the different fragments in P_{H_2} , and not all the pairs of fragments in P_{H_1} and P_{H_2} , the number of pairs we compare is linear in the number of fragments, $O(\sqrt{n})$, and not quadratic, which allows obtaining an efficient algorithm. After the computation, we know about the fragment $P' \in P_{H_2}$ such that the min 2-respecting cut of P and P_{H_2} has an edge in P' . We next compare P' to P_{H_1} using the black-box algorithm. After these computations, we either already found the min 2-respecting cut of P_{H_1} and P_{H_2} (in the case it has an edge in P or P'), or we can use monotonicity to break the remaining problem into two disjoint problems that we can solve in parallel (see Figure 2). We continue in the same manner, until we remain with disjoint problems where one of the sides has only one fragment, they can then be solved directly using the black-box algorithm. Overall we have $O(\log n)$ iterations, each one takes $\tilde{O}(D + \sqrt{n})$ time using the black-box algorithm, as we work on different disjoint problems in parallel. This completes the description of comparing two long highway paths P_{H_1} and P_{H_2} . We next explain how to do many such computations in parallel.

To find the min 2-respecting cut that has two edges in highways, we show that we can divide all the highways in the graph into pairs of long highways (P_{H_1}, P_{H_2}) , such that any specific highway P contained in a single fragment is only *active* in small number of computations. We use the term *active*, for a path $P \in P_{H_1}$ that is interested in P_{H_2} (or vice verse), it may be the case that a path P is included in many different pairs, but it is only active in small number of them. As we only want to find the min 2-respecting cut it would be

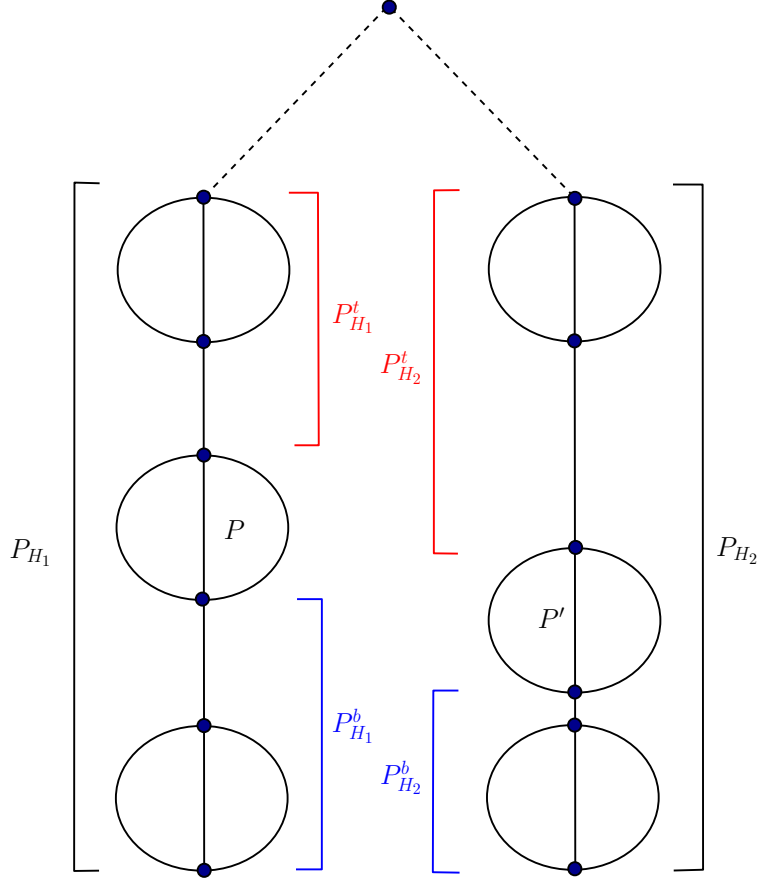


Figure 2: Illustration of the highway-highway case. After one iteration, we are left with the disjoint red and blue problems we can solve in parallel.

enough to focus on active highways in each pair. To do so, we adapt our algorithm for comparing two long highways to a scenario that each one of the highways also has some set of active fragments (which can be much smaller than the total number of highways in the path), and we show that if we only want to find the min 2-respecting cut that has edges in active fragments, we can work in a way that we either work inside active fragments or broadcast information related only to the active fragments. As each specific fragment is active in small number of computations, the total amount of information to broadcast would be $\tilde{O}(\sqrt{n})$. Based on these ingredients, we get our final $\tilde{O}(D + \sqrt{n})$ algorithm.

Organization. The paper is organized as follows. First, in Section 3, we give some useful notation and claims. In Section 4, we discuss the fragment and layering decompositions. In Section 5, we explain how we compute and bound the number of paths each path is interested in. In Section 6, we show how to compare two short paths. In Section 7, we show how to use monotonicity to partition our problem to small sub-problems. Finally, in Section 8, we combine all the ingredients to obtain our algorithm for finding the min 2-respecting cut. A schematic description of the algorithm appears in Section 9.

3 Preliminaries

3.1 The model and assumptions

Throughout the paper, we consider the CONGEST model of distributed computing. In this model, one is given a network on n vertices in the form of a graph $G = (V, E)$. Initially, each vertex knows its own unique Id and the Id's of its neighbors in G . Communication takes place in synchronous rounds, i.e. in each round, each vertex can send a message of $O(\log n)$ bits to each of its neighbors. The given graph may be equipped

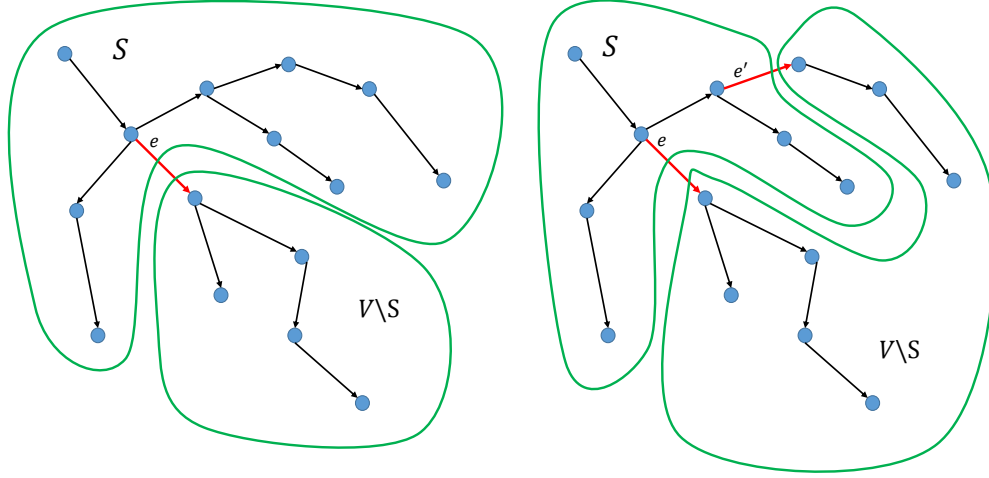


Figure 3: Examples of 1 respecting cut of the edge e (Left), and 2-respecting cut of the edges e, e' (Right), with non tree edges omitted.

with a weight function $w : E \rightarrow \mathbb{N}$, in which case each vertex knows also the weights of its incident edges. In case of the min cut problem, we assume that weights are integers and polynomially bounded, hence the weight of any given edge can be represented using $O(\log n)$ bits. At times, we refer to edges in the graph G as performing computations, this means that one of the endpoints of a given edge is actually performing the computation. The specific endpoint is clear through context or specifically mentioned.

3.2 2-respecting cuts & tree packing

First of all, we discuss the reduction from finding the minimum cut in a given weighted graph $G = (V, E, w)$ to finding the minimum 2-respecting or 1-respecting cut in a given rooted spanning tree T of G . We now define the relevant notions.

For a given weighted graph $G = (V, E, w)$, and a cut $S \subseteq V$, we denote the *value* of S by $w(S)$ and define it to be $w(S) = \sum_{e \in E, e \in E(S, V \setminus S)} w(e)$.

Definition 3.1. *Given a graph $G = (V, E)$, a spanning tree $T = (V, E_T)$ of G , we say that a cut $S \subseteq V$ k -respects T if it cuts at most k edges of T , i.e., $|\{e \in E_T \mid e \in E(S, V \setminus S)\}| \leq k$. The minimum k -respecting cut is the cut S with minimal value $w(S)$ among all k -respecting cuts.*

In this paper, we are interested in only 2-respecting cuts. Figure 3 illustrates some examples. As mentioned in the introduction, the problem of finding a minimum cut of G can be reduced to finding a 2-respecting cut w.r.t. a given spanning tree T . The seminal work of Karger [Kar00] showed this reduction in the sequential setting. In this paper, we employ a theorem from [DHNS19] which implements the reduction in the distributed setting for weighted graphs. More details about the reduction from min cut to 2-min respecting cut can be found in Appendix A.

Theorem 3.2 (From [DHNS19]). *Given a weighted graph G , in $\tilde{O}(\sqrt{n} + D)$ rounds, we can find a set of spanning trees $\mathcal{T} = \{T_1, \dots, T_k\}$ for some $k = \Theta(\log^{2.2} n)$ such that w.h.p. there exists a min-cut of G which 2-respects at least one spanning tree $T \in \mathcal{T}$. Also, each node v knows which edges incident to it are part of the spanning tree T_i , for $1 \leq i \leq k$.*

For a pair of tree edges (e', e) , we denote by $\text{CutSet}(e, e')$ the set of edges of G that takes part in the 2-respecting cut defined by e', e and $\text{Cut}(e, e')$ denotes the value of this 2-respecting cut, i.e., the total edge weight of the set $\text{CutSet}(e, e')$. See Figure 4 for examples.

3.3 Cover values

For a tree edge e , we say that an edge $x = \{u, v\}$ *covers* e , if e is in the unique $u - v$ path in the tree (See Figure 4). In particular, e covers e , and all other edges that cover e are non-tree edges. We denote by $\text{Cov}(e)$ the total weight of edges that cover e , and we denote by $\text{CovSet}(e)$ the set of edges that cover e . For two tree edges (e', e) , we denote by $\text{Cov}(e', e)$ the total weight of edges that cover both e' and e , and we denote by $\text{CovSet}(e, e')$ the set of edges that cover both e and e' . We denote by $p(v)$ the parent of v in the tree. The following holds.

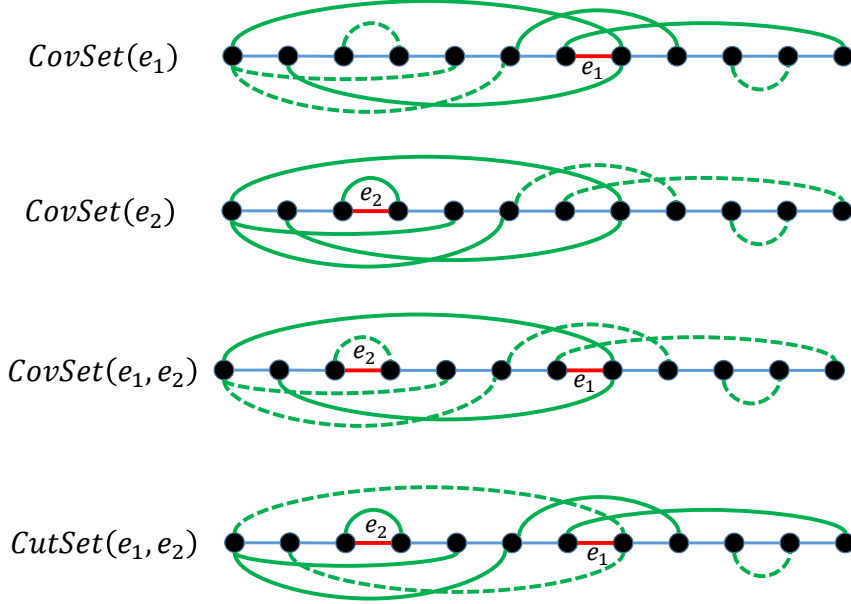


Figure 4: Examples of the notion of coverage, the tree T is the central path in each figure. Green edges are non tree edges. In each figure, the bold edges are the non tree edges that cover the red tree edges. In the bottom figure, the bold edges represent the edges of $\text{Cut}(e_1, e_2)$, which are precisely edges that cover one of e_1, e_2 , but not both.

Claim 3.3. *Let x be an edge that covers the tree edge $e = \{v, p(v)\}$, then x has exactly one endpoint in the subtree T_v rooted at v .*

Proof. This follows as disconnecting e from the tree leaves T_v as one of the connected components. Any tree path that contains e must have exactly one of its border vertices in this component, which shows that any edge that covers e must have one endpoint in T_v . \square

We next show that the cut value can be expressed easily using the cover values of the related edges, this would be later very useful in our algorithm, when we compute the cover values in order to compute the cut value. The proof is based on showing that the edges that cross the cut defined by two edges e, e' are exactly the edges that cover exactly one of e, e' .

Claim 3.4. $\text{Cut}(e', e) = \text{Cov}(e') + \text{Cov}(e) - 2\text{Cov}(e', e)$.

Proof. In order to prove the claim, it suffices to show that $\text{CutSet}(e, e') = \text{CovSet}(e) \Delta \text{CovSet}(e')$. Here Δ represents the symmetric difference between the sets. First we show that $\text{CutSet}(e, e') \subseteq \text{CovSet}(e) \Delta \text{CovSet}(e')$. To this end, let $x = \{u, v\} \in \text{CutSet}(e, e')$ be any edge in the set $\text{CutSet}(e, e')$. The unique path in T between u and v must cross the 2-respecting cut defined by (e, e') , and since the only tree edges that cross said cut are e, e' , we can deduce that e or e' are on the unique path in T between u and v . Note that only one of e, e' can be on this unique path, since otherwise one would get that u, v are both on the same side of the cut. Thus, by definition of covering, the edge x covers exactly one of e, e' , and thus $x \in \text{CovSet}(e) \Delta \text{CovSet}(e')$.

Next we show that $\text{CovSet}(e) \Delta \text{CovSet}(e') \subseteq \text{CutSet}(e, e')$. Let $x \in \text{CovSet}(e) \Delta \text{CovSet}(e')$, w.l.o.g assume that $x \in \text{CovSet}(e), x \notin \text{CovSet}(e')$. Denote $x = \{u, v\}$, since $x \in \text{CovSet}(e), x \notin \text{CovSet}(e')$, we deduce that the unique path in T between u and v goes through e , but not through e' , thus this path crosses the 2-respecting cut defined by e, e' only once. From which we can deduce that u, v are on different sides of the 2-respecting cut defined by e, e' . Thus $x = \{u, v\} \in \text{CutSet}(e, e')$ as required. \square

We denote by $\text{Cut}(e)$ the value of the 1-respecting cut defined by e , i.e., the cut obtained after removing e from the tree. It is easy to see that $\text{Cut}(e) = \text{Cov}(e)$.

Claim 3.5. $\text{Cut}(e) = \text{Cov}(e)$.

Proof. Let $e = \{v, p(v)\}$. As discussed in the proof of Claim 3.3, removing e from the graph leaves one component that is the subtree rooted at v , and the rest of the tree as the second component. The edges that cross the cut are exactly the edges that have exactly one endpoint in each one of the components. These are exactly all edges that cover e , as the tree paths defined by these edges move between these components, hence they must include e . \square

3.4 LCA labels

We use the tool of lowest common ancestor (LCA) labels to check easily if a tree edge is covered by some non-tree edge. We use the LCA labels from [CHD19] (see section 5.2), which adapt the sequential labeling scheme of Alstrup et al. [AGKR04] to the distributed setting. This allows to give any vertex in the graph a short label of $O(\log n)$ bits such that given the labels of two vertices u, v , we can infer the label of their LCA just from the labels. During the algorithm, when we send an edge, we always send its labels as well, which allows these computations. The time for computing the labels is $O(D + \sqrt{n} \log^* n)$. We next show that the labels allow to determine if a non-tree edge covers a tree edge. This is also used in [CHD19, DG19].

Claim 3.6. *In $O(D + \sqrt{n} \log^* n)$ time, we can assign all the vertices in the graph short labels, such that given the labels of a tree edge e and a non-tree edge x , we can learn whether x covers e . Additionally, given the labels of two vertices u, v we can deduce $\text{LCA}(u, v)$.*

Proof. Let $e = \{v, p(v)\}$ and $x = \{u, w\}$. From Claim 3.3, we know that x covers e iff x has exactly one endpoint in the subtree T_v rooted at v . This can be easily checked using LCA labels. For any vertex v' , v' is in the subtree rooted at v iff $\text{LCA}(v', v) = v$, as v is an ancestor of all vertices in T_v . Hence, to determine if x covers e , we compute $\text{LCA}(u, v), \text{LCA}(w, v)$ and check whether the answer is v in exactly one of the cases. \square

LCA labels are also useful to infer which edges in the graph participate in a 2-respecting cut, as we show next.

Observation 3.7. *Given the labels of at most 2 edges e, e' that define a 2-respecting cut, each vertex can learn exactly which of its incident edges cross the cut. This does not require any communication.*

Proof. This observation follows from LCA checks that v can do (Claim 3.6). First, consider the simple case that the cut is defined by one edge e . Then, an edge e' crosses the cut iff it covers e which can be deduced from Claim 3.6.

We next focus on the case that there are two tree edges (e, e') that the cut respects (i.e., when the 2-respecting cut is an *exact 2-respecting cut*).

Consider any edge $f = \{u, v\}$ which is incident on v . Note that, given (e, e') , v can do an LCA check to find out which edges among e and e' are covered by f . The edge f takes part in the cut iff f covers *exactly* one edge among e and e' —this again can be computed inside v without any communication using Claim 3.6. Hence v can infer which edges incident to it are in the cut by local computation. \square

For two tree edges $e = \{p(v), v\}, e' = \{p(v'), v'\}$, denote by $\text{LCA}(e, e')$ the vertex v^* such that $v^* = \text{LCA}(v, v')$. Note that by the above lemma, given the labels of e, e' , one can deduce $\text{LCA}(e, e')$, since the lemma allows one to deduce $\text{LCA}(v, v')$.

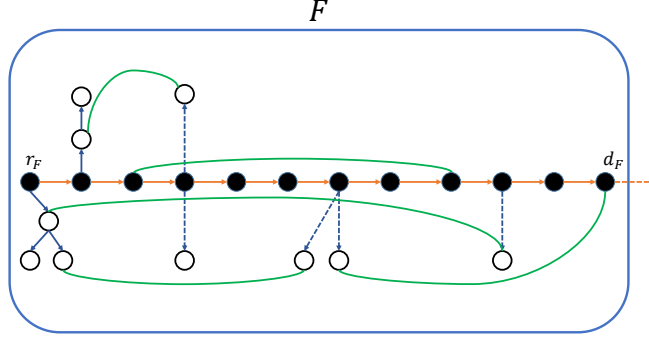


Figure 5: The internal topology of a single fragment. The path comprised of black nodes is the highway of the fragment F . Orange edges denote highway edges. Blue edges denote non-highway edges. Empty nodes are nodes that are adjacent to no highway edge. Dotted edges indicate arbitrarily long paths. Green undirected edges correspond to possible *non-tree* edges in the graph G .

3.5 Useful notation

We next define a subtree $T(P)$ related to a path P , this would be later useful for our algorithm. We always assume that the corresponding spanning tree is rooted at a root vertex which we denote as r . For a path P between an ancestor r_P and a descendant of it in the tree, we denote by $T(P)$ the subtree that includes the path P , and all the subtrees rooted at vertices in $P \setminus r_P$, and we denote by $T(P^\downarrow)$ the subtree $T(P) \setminus r_P$. For a tree edge $e = \{u, v\}$, we denote by e^\downarrow the tree rooted at v . In this work, whenever we mention a path P , we always assume that it is an ancestor-to-descendant path, i.e., the path occurs as a subpath of a root-to-leaf path of T .

4 Building blocks

Before we present the algorithm, we discuss in this section machinery and building blocks that are crucial for implementing our algorithm efficiently in the CONGEST model of computation.

4.1 Fragment decomposition

Here we discuss a decomposition of a tree T into edge-disjoint components, each with small diameter. This decomposition appeared first in [GP16], and was refined and used also in [Dor18, DG19]. The fragment decomposition is defined by $N_{\text{frag}} = O(\sqrt{n})$ many tuples, each of the form $t_F = (r_F, d_F)$, with the following properties (see Figure 5):

1. Each tuple $t_F = (r_F, d_F)$ represents an edge-disjoint fragment (subtree) F of T rooted at r_F with diameter $D_{\text{frag}} = O(\sqrt{n})$. The vertex r_F is an ancestor of all vertices in the fragment F in T .
2. Each fragment F has a special vertex d_F which is called the unique descendant of the fragment. The unique path between r_F and d_F is called the *highway* of the fragment. Each fragment has a single highway path. The vertices r_F and d_F are the only two vertices of the fragment F which can occur in other fragments.
3. All edges that are not part of the highway, are called *non-highway* edges. Each non-highway path is completely contained inside a single fragment.
4. Each edge of T takes part in exactly one fragment F .

We denote by \mathcal{F} the set of fragments in the fragment decomposition. Given such a decomposition of a tree T , we can associate a virtual *skeleton tree* T_S naturally to the decomposition in the following way (see Figure 6):

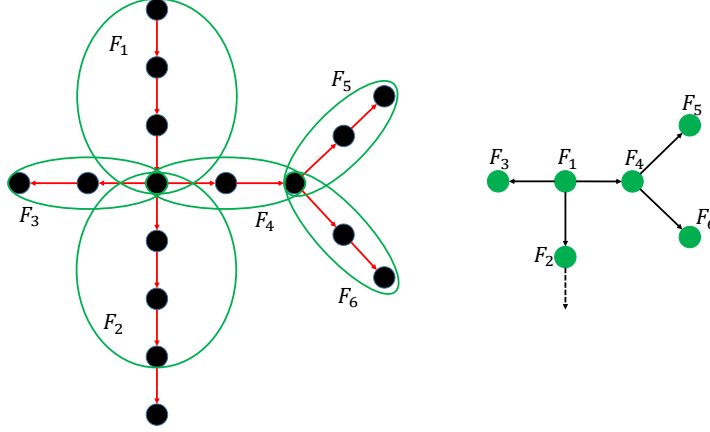


Figure 6: An example of a skeleton tree. Fragments are circled in green with non highway edges and vertices omitted. The skeleton tree has a unique vertex corresponding to each fragment, and two vertices of the skeleton tree are connected by an edge if the corresponding fragments share a (highway) vertex.

1. T_S has $N_{\text{frag}} + 1$ many vertices: For each vertex that is either r_F or d_F in one of the fragments, there is a vertex in T_S ,
2. The edges in T_S correspond to the highways of the fragments, i.e., there is an edge $\{u, v\} \in T_S$ where u is a parent of v iff $u = r_F$ and $v = d_F$ for some fragment F .

The following claim follows from [GP16, Dor18], and shows the time needed to compute a fragment decomposition with $D_{\text{frag}} = N_{\text{frag}} = O(\sqrt{n})$.

Claim 4.1. *In time $O(D + \sqrt{n} \log^* n)$, a fragment decomposition can be computed such that each vertex v knows the following information:*

- The identity (r_F, d_F) of the fragment F that it belongs to.
- The complete structure of the skeleton tree T_S .
- All the edges of the unique path connecting v and r_F , and also the edges of the unique path connecting v and d_F .
- All the edges of the highway of the fragment F .

The next claims show the efficient routing that can be done over the fragments.

Claim 4.2. *Assume that each tree edge e has some information of $O(\log n)$ bits, denote it by I_e . In $O(D_{\text{frag}})$ rounds, each vertex v in the fragment F learns the following information:*

- The values (e, I_e) for all the tree edges in the highway of F .
- The values (e, I_e) for each edge in the path connecting v and r_F and also for each edge in the path connecting v and d_F .

Proof. This follows from the small diameter of the fragment. Note that the paths from v to r_F and to d_F contain all the edges above v that connect it to the highway of the fragment, as well as edges of the highway. To learn all the information associated with these tree edges, we first do a downcast computation in the tree, in which each vertex learns information about the whole path from it to the root, this takes $O(D_{\text{frag}})$ time as this is the diameter of the fragment. Second, we run an upcast computation in the highway, to let the root of the fragment learn complete information about edges of the highway, this again takes $O(D_{\text{frag}})$ time, as this is the diameter of the highway. We then let the root of the fragment broadcast this information to the whole fragment, again in $O(D_{\text{frag}})$ time. As the whole computation was inside the fragment, this can be done in all fragments simultaneously. By the end of the computation, each vertex has all information associated with edges in the highway and in the paths from it to r_F and d_F . \square

Claim 4.3. Assume that each fragment F has some information of $O(\log n)$ bits, denote it by I_F , then in $O(D + N_{\text{frag}})$ rounds, each vertex v learns the values (f, I_F) for all fragments F .

Proof. As there are N_{frag} fragments, we can collect all the pieces of information in $O(D + N_{\text{frag}})$ time using a BFS tree. First, the root of the tree collects this information, and then it sends it to all the vertices using a BFS tree in $O(D + N_{\text{frag}})$ time. \square

The following lemma shows an efficient way to route information from non-tree edges to tree edges they cover. This allows for example to compute efficiently the value $\text{Cov}(e)$ for all edges e . In [GP16, Dor18] this lemma is proven for the special case where each tree edge wants to learn about the *best* edge that covers it according to some criterion (see Section 4.2 in [GP16], and Section 3.1 (II) in [Dor18]). The exact same argument works also for the more general case when each tree edge wants to compute some commutative aggregate function of the edges that cover it (for example, the sum of their weights). Denote by $C_t \subseteq E$ the set of non tree edges that cover a given tree edge t .

Lemma 4.4. Assume that each non tree edge e has some information m_e of $O(\log n)$ bits, and let f be a commutative function with output of $O(\log n)$ bits. In $O(D + \max\{D_{\text{frag}}, N_{\text{frag}}\})$ rounds, each tree edge t , learns the output of f on the inputs $\{m_e\}_{e \in C_t}$.

From this Lemma, one can deduce the following claims.

Claim 4.5. All tree edges e can learn their cover values $\text{Cov}(e)$. This is done simultaneously for all edges in $O(D + \sqrt{n})$ rounds.

Proof. This follows from Lemma 4.4, where the information for non-tree edges is their weight, and the function is sum. After applying the lemma, each tree edge learns the total cost of non-tree edges that cover it. Adding to it to weight of e gives $\text{Cov}(e)$. \square

Claim 4.6. Assume that for each tree edge e , there is a unique non tree edge $e' \in \text{CovSet}(e)$ that wants to send t bits of information to e . Then this routing can be done in parallel for all tree edges in $O((D + \max\{D_{\text{frag}}, N_{\text{frag}}\}) \cdot \frac{t}{\log n})$ rounds.

Proof. Each non tree edge holding information will mark itself and the information, and the function f will be the function that chooses arbitrarily (e.g. the first) marked input and outputs it. Since each tree edge e has a unique edge $e' \in \text{CovSet}(e)$ that is marked, applying lemma 4.4 $\frac{t}{\log n}$ times suffices for e to learn the t bits of information that e' holds. \square

Definition 4.7. Given a subset $S \subseteq E$, we say that S is locally checkable if for each $e = \{u, v\} \in S$, both u, v can check whether $e \in S$ with no communication.

Claim 4.8. Given a locally checkable set S , each tree edge e can compute $w(\text{CovSet} \cap S), |\text{CovSet} \cap S|$, in $O(\sqrt{n} + D)$ rounds.

Proof. The proof employs lemma 4.4 in the following ways. To learn $|\text{CovSet}(e) \cap S|$, f is the addition function and the information of each edge e is 1 if $e \in S$, which can be checked locally, and otherwise 0. Then, to the obtained value, e adds 1 if $e \in S$. To learn $w(\text{CovSet}(e) \cap S)$, f is the addition function and the information of each edge e is $w(e)$ if $e \in S$, and 0 otherwise. This information can be represented using $O(\log n)$ bits. Then, to the obtained value, e add $w(e)$ if $e \in S$. \square

An important observation is that each tree edge e can learn the fragment of any given vertex v , using e 's knowledge of the skeleton tree.

Observation 4.9. Let e be some tree edge, and let v be some vertex known to e . Then e can deduce the fragment of v .

Proof. Since e knows r_F, d_F for all fragments F , e can compute $\text{LCA}(r_F, v), \text{LCA}(d_F, v)$ for all fragments F . e will find the fragment F of v when F satisfies that $\text{LCA}(r_F, v) = v, \text{LCA}(d_F, v) \neq d_F$. \square

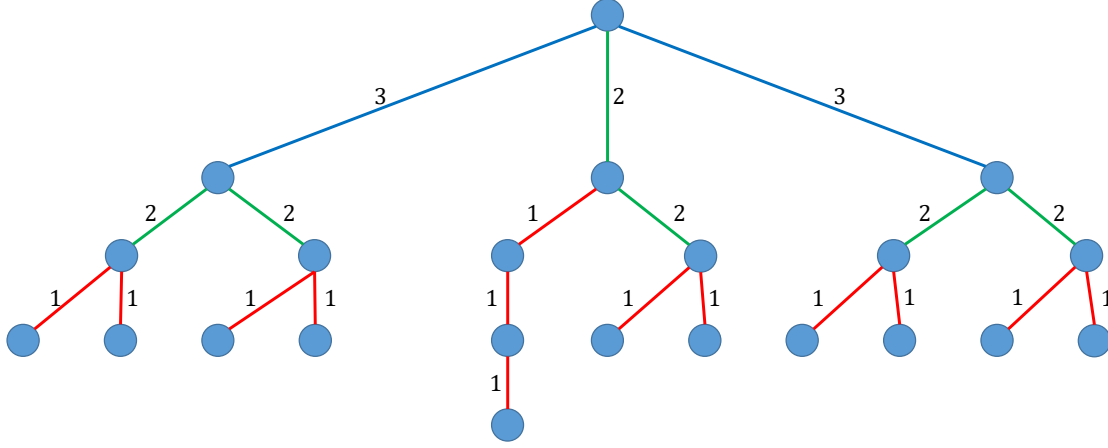


Figure 7: Example of a layering decomposition on a given tree. Red edges are edges of layer 1, green edges are of layer 2, and blue edges are of layer 3.

4.2 Layering decomposition

Here, we present a decomposition of the edges of a given tree T into $O(\log n)$ layers. This is also known as the *bough decomposition* in some literature [Kar00, GG18]. Such a decomposition was previously employed in the context of distributed computing by [DG19]. We borrow the following definition from Karger.

Definition 4.10 (Bough). *A bough be a maximal path starting at a leaf and traveling upwards until it reaches a vertex with more than one child, i.e., a junction vertex.*

We are interested in the following layering algorithm. Given a graph G and a spanning tree T of G rooted at a root vertex r , the layering algorithm can be described as follows:

Initialization: Start with $T_0 = T$.

Round i description: In round i , do the following:

- Consider all boughs of T_{i-1} and include all edges of such boughs in E^i .
- Contract these boughs of T_{i-1} to obtain T_i .

Stop condition: Continue until T_i consists of only root vertex r .

For any given i , we call the edges in E^i the edges in *layer i* (See Figure 7). An immediate observation from this procedure is as follows.

Observation 4.11. *Given a tree edge $e \in T$, denote its layer by i . Then, all edges in e^\downarrow are in layer at most i . Furthermore, at most one edge adjacent to e which is in e^\downarrow is in layer exactly i . Furthermore, there is an edge of layer i in e^\downarrow , adjacent to e iff the maximal layer of an edge adjacent to e in e^\downarrow appears is achieved in exactly one edge.*

Next, we bound the number of layers in this decomposition.

Claim 4.12. *The number of layers produced by the above procedure is $L = O(\log n)$.*

Proof. Denote by ℓ_i the number of leaves in the tree T_i . A key observation is that for all $1 \leq i \leq L - 1$, it holds that $2\ell_{i+1} \leq \ell_i$. This is since each leaf v in T_{i+1} is an ancestor of at least 2 leaves in T_i . Since v was a junction in T_i . Now since $\ell_1 \leq n$, and the fact that any tree has at least 2 leaves, we deduce that after $L = O(\log n)$ rounds we are left with an empty graph, as required. \square

4.3 Combining layering with fragment decomposition

In our algorithm, we use two layering decompositions, one for non-highways and one for highways. We next explain this in detail.

1. **Layering for non-highways.** We decompose the non-highways in each fragment to layers, according to the layering algorithm described above. The union of all such layerings computed is the layering for non-highways. I.e., edges in layer i include non-highway edges in layer i in all different fragments.
2. **Layering for highways.** We decompose the highways into layers by simulating the layering algorithm in the skeleton tree. Here, we ignore completely all non-highway edges, and just run the layering algorithm in the skeleton tree that its edges correspond to highways. Since all vertices know the complete structure of the skeleton tree this can be simulated locally by each vertex without communication. As each fragment highway corresponds to one edge in the skeleton tree, it follows that by the end of the computation each fragment highway has a layer number.

The above description results in the following claim.

Lemma 4.13. *We can compute a layering for the highways without communication. By the end of the computation, all vertices know the layering.*

The above Lemma holds simply because all vertices know the topology of the skeleton tree by claim 4.1. We next explain how we compute the layering for the non-highways.

Lemma 4.14. *We can compute a layering for the non-highways in $O(D_{\text{frag}})$ time. By the end of the computation all vertices know the layer numbers of non-highway edges adjacent to them.*

Proof. We next fix one fragment F and describe the computation in the fragment. As the computation is completely inside the fragment, we can work simultaneously in all different fragments. In each fragment F , we work on the subtree T_F of the fragment, and run an aggregate computation from the leaves to the root. As we only consider non-highways, we stop the computation each time we reach a vertex in the highway. By the end of the computation, all non-highway edges have a layer number.

We next show that we can perform the layering on T_F in $O(D_{\text{frag}})$ rounds, using only communication on the edges of T_F . Each edge e in T_F holds a number ℓ_e initialized to 0. Now, each edge e does the following. If e is connected to a leaf, e sets $\ell_e = 1$, and sends its layer to its parent edge in T_F . Otherwise, denote by e_1, \dots, e_m the descendants of e in T_F . e waits to receive $\ell_{e_1}, \dots, \ell_{e_m}$. Then, denote by $\ell_{\max} = \max_{i=1, \dots, m} \ell_{e_i}$. If there are $i \neq j$ such that $\ell_{e_i} = \ell_{e_j} = \ell_{\max}$, then e sets $\ell_e = \ell_{\max} + 1$, otherwise, e sets $\ell_e = \ell_{\max}$. In both cases, e sends to its parent edge the value ℓ_e . This process terminates when we reach the edges adjacent to the highway after $O(D_{\text{frag}})$ rounds since the diameter of T_F is $O(D_{\text{frag}})$, and we are performing a single aggregate computation over the tree T_F , and communicating only over the edges of T_F . Correctness is implied from the definition of the layer decomposition and Observation 4.11. \square

We also define the notion of a *maximal* path of layer i .

Definition 4.15. *Given a (non) highway path P in a tree T , we say that P is a maximal path of layer i if the following holds.*

1. $P \subseteq E^i$ according to either the skeleton decomposition or the non highway decomposition.
2. for all (non) highway paths P' such that $P \subsetneq P'$, it holds that $P' \not\subseteq E^i$.

4.4 Information of edges

The goal of this section is to explain in detail, what is the information each edge in the tree holds about the fragment and layer decompositions. Later, when we introduce the sampling procedure, and say that an edge e learns about an edge e' , it learns not only the Id of e' , but also all the information that e' holds about the fragment and layer decompositions. Furthermore, e might need to spread said information to edges in its vicinity, depending on the properties of e . All of these issues are addressed in detail in this section.

From a high level perspective, our algorithm requires each tree edge e to know whether e is on a highway or not, the fragment of e , the ids of the highest and lowest non highway edges in each layer in the path from the root r to e . This is captured in the following definition.

Definition 4.16 (Information of edge). *The information of a tree-edge e , denoted by $\text{info}(e)$, consists of the following:*

1. *The id of the edge e .*
2. *The value $\text{Cov}(e)$ and $|\text{CovSet}(e)|$.*
3. *Whether e is a highway edge, or a non highway edge.*
4. *Denote the path from the root to e by P . Denote its subpath composed of non high way edges by P_{nh} . Then, for every $i \in L_{P_{nh}}$, the non-highway edges closest and farthest from the root in layer i that are in P .*
5. *The id of it's own fragment.*
6. *If e is a non highway edge, then the highest (closest to the root) non highway edge on the path from the root to e and its layer.*

For non tree edge $e = \{u, v\} \in E$, one can associate the information $\text{info}(e_1) \cup \text{info}(e_2) \cup \{\text{Id}(e)\}$ where $e_1 = \{p(v), v\}$, $e_2 = \{p(u), u\}$. Here $p(v), p(u)$ are the parent vertices of v, u in the tree. Denote this information by $\text{info}(e)$ for a non tree edge.

More formally, our goal in this section is to prove the following theorem. Recall that for a given ancestor to descendant path P , L_P is the set $\{i \mid E^i \cap P \neq \emptyset\}$. In the following theorem, E^i refers to the set of non highway edges of layer i . (See Section 4.3, Lemma 4.14)

Theorem 4.17. *Consider a rooted tree T of a graph G , a layering decomposition E^1, \dots, E^ℓ , $\ell = O(\log n)$, as described in Section 4.3, and a fragment decomposition with parameters N_{frag}, D_{frag} . In $\tilde{O}(N_{frag} + D_{frag} + D)$ rounds, each tree edge e can learn $\text{info}(e)$. Furthermore, it holds that $|\text{info}(e)| = O(\log^2 n)$.*

Proof. Note that for each tree edge e , it holds that $\text{info}(e) = O(\log^2 n)$. This is true since:

1. Whether e is a highway edge or a non highway edge is $O(1)$ information. Also the information in the second, third, fifth, and sixth bullets of the theorem are represented using $O(\log n)$ bits.
2. There are $O(\log n)$ layers, and the id of each edge is $O(\log n)$ bits. Furthermore, since all vertices know the topology and the layering of the skeleton tree (Claim 4.1, Lemma 4.13), e can represent all the fragments F that satisfy $F \cap P \neq \emptyset$ with just the lowest fragment in the skeleton tree among these fragments, whose id is $O(\log n)$ bits.

Since $\text{info}(e')$ for a non tree edge e' is comprised of $\text{info}(e)$ of exactly two tree edges, one can deduce that $|\text{info}(e')| = O(\log^2 n)$ as well. Note that, it suffices to prove the theorem for tree edges alone, since given a non tree edge $e' = \{v, u\}$, if v holds $\text{info}(e'_1)$, $e'_1 = \{p(v), v\}$ and u holds $\text{info}(e'_2)$, $e'_2 = \{p(u), u\}$, then in $O(\log n)$ rounds, both u, v can learn $\text{info}(e')$.

The information about whether an edge e is a highway, or a non highway edge, is known by e due to the fragment decomposition properties, proved in claim 4.1, since an edge e in fragment F can check whether the path from e to r_F and the path from e to d_F are vertex disjoint, and if so, e marks itself as a highway edge, and otherwise, as a non-highway edge.

Next, we describe how each tree edge learns the highest and lowest edge of each layer of the path P from r to e among the edges in $P \cap F$. Here, F is the fragment that contains e . Note that it suffices to show this for non highway edges. Each non highway edge $e \in F$ of layer i knows whether it is the highest edge of layer i in all root to leaf path going through e , this is done by checking whether the parent edge of e is in a different layer than e . We call this case 1. Furthermore, each edge $e \in F$, knows for each one of the root to leaf paths going through e , whether e is the lowest edge in layer i , this is done by checking each immediate descendant of e whether its layer is different than i . If for some descendant e' of e it holds that $\text{layer}(e') \neq i$, then we say case 2 holds.

If case 1 holds, e simply broadcasts this information along with its layer and id down to e^\downarrow . Thus all edges beneath e know that it is the highest edge in layer i on their root to leaf path.

If case 2 holds for immediate descendant e' , e sends this information to e' along with its layer and id, and e' broadcasts this information down to e'^\downarrow . Thus, all edges beneath e in the direction of e' know that e is the

lowest edge of layer i in their root to leaf path as required. Since it holds that the diameter of each fragment is D_{frag} . This part of the algorithm can be done in $O(D_{\text{frag}})$ rounds.

All in all, all tree edges can learn the information described in the second bullet in $O(N_{\text{frag}} + D_{\text{frag}} + D)$ rounds.

As for the fragments F that satisfy $F \cap P \neq \emptyset$, since all vertices (i.e. all tree edges) know the topology and structure of the skeleton tree, it suffices for e to know its own fragment id, and from this e can deduce the identities of the fragments above it.

Now for the second bullet of the theorem, we employ Lemma 4.4, in the following way. To learn $|\text{CovSet}(e)|$, f is the addition function and the information of each edge in the graph is simply the integer 1. After the computation is done e adds 1 to count itself as well.

Similarly, as explained in Claim 4.5, e knows $\text{Cov}(e)$. Now for the sixth bullet, each non highway edge e knows whether it is the highest non highway edge in its respective sub tree by simply checking if its parent edge is a highway edge. If so, e broadcasts down to e^\downarrow its own Id, which takes $\tilde{O}(D_{\text{frag}})$ rounds. \square

Observation 4.18. *Each tree edge e knows the id and layers of all fragments in the path from the root to it. In general, Given a root to descendant path P that ends in the edge e' , every tree edge e can deduce all the fragments that P intersects from knowing the fragment of e' .*

Proof. Note that e knows the entire topology of the skeleton tree (See Claim 4.1), and computed the layering of it internally using Lemma 4.13, hence e knows the layers of all fragments that intersect P , Since it also knows it's own fragment. The same argument holds for other root to descendant paths, assuming e knows the fragment in which the path ends. \square

5 Finding, bounding, and routing interesting paths

Given a spanning tree T of G , a trivial way of finding a minimum 2-respecting cut is to compute $\text{Cut}(e, e')$ for every pair of edges (e, e') in T which requires $O(n^2)$ many comparisons. As observed in [MN20], many of these comparisons are unnecessary, as many such pairs cannot possibly yield a minimum 2-respecting cut. To this end, [MN20] has formulated a necessary condition for such pairs to be a potential candidate for a minimum 2-respecting cut which we will recap briefly now. First, note that $\text{Cut}(e, e') = \text{Cov}(e) + \text{Cov}(e') - \text{Cov}(e, e')$ as stated in Claim 3.4. Also assume that it is easy to compute the values of $\text{Cov}(e)$ for all $e \in T$. Note that $\text{Cov}(e)$ actually represents the value of a 1-respecting cut which cuts the tree edge e , as shown in Claim 3.5. For (e, e') to be a minimum exact-2-respecting cut (i.e., cut value smaller than any 1-respecting cut), it needs to happen that

$$\text{Cut}(e, e') = \text{Cov}(e) + \text{Cov}(e') - \text{Cov}(e, e') < \min\{\text{Cov}(e), \text{Cov}(e')\}. \quad (*)$$

In other words, the 2-respecting cut defined by (e, e') should be smaller than the cuts defined by e and e' individually. Reorganizing the previous inequality we get $\text{Cov}(e, e') > \frac{1}{2} \cdot \max\{\text{Cov}(e), \text{Cov}(e')\}$. This means that, for a tree edge e , the potential pairings (e, e') which can yield a 2-respecting cut smaller than $\text{Cov}(e)$ is the pairing for which $\text{Cov}(e, e') > \text{Cov}(e)/2$. We denote this event as e being *interested* in the edge e' . In this section we expound the notion of interesting edges and extend it to the notion of interesting paths. There are three main subsections in this section: In the first part (in Section 5.2) an algorithm that finds for each edge a set of paths that includes the path that edge is interested in. Then, in section 5.3, we show that in fact, intuitively, the number of paths interested in one another is small, and can be bounded from above by a poly-logarithmic factor in n . Then, in section 5.4, we show how to turn the information obtained in section 5.2, into knowing the paths each edge needs to know for the algorithm. Finally, in section 5.5, we connect our combinatorial lemma of bounding the number of paths interested in one another to the algorithmic building blocks we use in the algorithm. Furthermore, we show how to route these paths to the vertices that need to know these paths.

5.1 Interesting edges and paths

We begin with basic definitions and observations. Most of the definitions and observations used in this section are inspired by similar definitions previously stated in [MN20]. We, however, introduce simpler notation and terminology for this work.

Definition 5.1 (Interesting edge). *Given two tree edges $e, e' \in T$, we say that e is interested in e' if $\text{Cov}(e, e') > \frac{\text{Cov}(e)}{2}$.*

This definition, along with the observation made previously in Equation (*), immediately gives the following claim.

Claim 5.2. *A pair of tree edges (e, e') is a candidate for exact-2-respecting min-cut (i.e., has cut value smaller than any 1-respecting cut) if e and e' are interested in each other.*

We now proceed to define what is meant by an edge e being interested in a path. But first, we define the notion of orthogonality between edges of T and, subsequently, between paths of T .

Definition 5.3 (Orthogonal edges). *Given two tree edges e, e' , we say that e, e' are orthogonal if they are not on the same root to leaf path, and we denote $e \perp e'$.*

Combining Definition 5.1 and 5.3, we can make the following observation.

Observation 5.4. *Given a tree edge $e \in T$, let e', e'' be tree edges such that $e' \perp e''$, and e is not on the unique path between e', e'' , then it can't hold that e is interested in both e' and e'' . Furthermore, $\text{CovSet}(e, e') \cap \text{CovSet}(e, e'') = \emptyset$.*

Proof. We observe that since $e' \perp e''$ and e is not on the unique path between e', e'' , it must hold that $\text{CovSet}(e, e') \cap \text{CovSet}(e, e'') = \emptyset$. This means that $\text{Cov}(e) \geq \text{Cov}(e, e') + \text{Cov}(e, e'')$. Suppose e', e'' are such that e is interested in both e' and e'' , i.e., $\text{Cov}(e, e') > \frac{\text{Cov}(e)}{2}$, and $\text{Cov}(e, e'') > \frac{\text{Cov}(e)}{2}$. This means $\text{Cov}(e, e') + \text{Cov}(e, e'') > \text{Cov}(e)$ which is an immediate contradiction. \square

We extend the definition of orthogonal edges to orthogonal paths which we define below.

Definition 5.5 (Orthogonal paths). *Given two ancestor to descendant paths P, P' , we say that P and P' are orthogonal and denote $P \perp P'$ if for all pairs of edges $e \in P, e' \in P'$, it holds that $e \perp e'$.*

Note that if e'' is on the unique tree path between e and e' , then $\text{Cov}(e, e'') \geq \text{Cov}(e, e')$. This is true since all edges that cover both e and e' , also cover e'' , by definition. Thus, one can make the following observation

Observation 5.6. *Given an edge e , if e is interested in some edge e' , Then e is interested in all the edges in the tree path from e to e' .*

At this point we introduce another notation which is defined as follows.

Definition 5.7. *Given a tree edge e and an ancestor-to-descendant path P which is either orthogonal to e or occurs as an ancestor of e in the root-to-leaf path which contains e or completely inside e^\downarrow , we define $\text{CovSet}(e, P)$ to be the set of edges $f = \{u, v\} \in E(G)$ such that the unique u to v path in T contains both P and e and $\text{Cov}(e, P)$ to be the cumulative weight of the edges of the set $\text{CovSet}(e, P)$.*

Note that when P is orthogonal to e , then f covers both e and the lowest edge of P , whereas when P occurs as an ancestor of e , f covers both e and the highest edge of P . Because of Observation 5.6, we extend Definition 5.1 to the following:

Definition 5.8 (Interesting path). *Given a tree edge e , and some ancestor to descendant path P in the tree as in Definition 5.7, we say that e is interested in P if $\text{Cov}(e, P) > \text{Cov}(e)/2$, and denote the set of all such paths as $\text{Int}(e)$. Given two ancestor to descendant paths P_1, P_2 in the tree, we say that P_1 is interested in P_2 if there is an edge $e \in P_1$ such that $P_2 \in \text{Int}(e)$. For an ancestor to descendant path P in the tree, we denote by $\text{Int}(P)$ the set of ancestor to descendant paths in the tree that P is interested in.*

Note that apart from the path above e , there is a unique maximal ancestor-to-descendant path P in which e is interested in. The uniqueness comes from the fact that, for such path P , $\text{Cov}(e, P) > \text{Cov}(e)/2$. Having more than one such paths will result in a contradiction because $\text{Cov}(e, P)$ of each such path P contributed more than half of the value of $\text{Cov}(e)$. This means that all edges e' that e is interested in belong to the unique maximal path P that e is interested in. Hence, similar to Claim 5.2, we can make the following claim.

Claim 5.9. *A pair of tree edges (e, e') is a candidate for exact-2-respecting min-cut (i.e., has cut value smaller than any 1-respecting cut) if e' is in a path $P' \in \text{Int}(e)$ and e is in a path $P \in \text{Int}(e')$.*

Proof. If (e, e') is a candidate for exact-2-respecting min-cut, then by Claim 5.2, it implies that e and e' are interested in each other. As discussed before, all edges which e is interested in belong to a path $P' \in \text{Int}(e)$ and similarly all edges e' is interested in belong to a path $P \in \text{Int}(e')$. Hence the claim follows. \square

5.2 Finding interesting paths

The main lemma of this section is the following sampling lemma in which each tree edge gets to know a small set of paths, one of which is an *interesting* path w.r.t. e . We will abuse definition and, instead of a vertex knowing another vertex, we will denote a tree-edge knows another tree-edge (or path in the tree) with the assumption that it is a vertex of the tree-edge which does the computation. More formally, let the vertices agree on a total ordering of the set V apriori and let $e = \{u, v\}$ be an edge with $u \prec v$ in that ordering of V . Unless specified otherwise, any computation purportedly done by e is actually done by u .

Lemma 5.10. *There is a distributed sampling procedure which takes $\tilde{O}(\sqrt{n} + D)$ rounds such that every tree-edge e learns about a set of paths $\text{Int}_{\text{pot}}(e)$ such that with high probability:*

1. Any path P with $\text{Cov}(e, P) > \text{Cov}(e)/2$ is in $\text{Int}_{\text{pot}}(e)$, and
2. Any path $P' \in \text{Int}_{\text{pot}}(e)$, has $\text{Cov}(e, P') \geq \text{Cov}(e)/6$.

Unweighted graph. We first prove Lemma 5.10 for the case of unweighted graph. The idea is simple: Each edge e should sample $O(\log n)$ edges from the set $\text{CovSet}(e)$, and make decisions about other interesting edges based on the sampled edges.

We assume Claim 4.5 such that every tree edge e knows the value of $\text{Cov}(e)$. The sampling procedure runs in $O(\log n)$ iterations. We divide the tree edges into classes according to the values of $\text{Cov}(e)$, as follows. We put a tree edge e in class C_j if $\text{Cov}(e) \in [2^{j-1} + 1, 2^j]$. Note that the number of classes is bounded by $O(\log n)$. Now, there are $O(\log n)$ many iterations, one for each class C_j . We describe iteration j next:

Iteration j . Each edge e' first generates a unique identifier of length $O(\log n)$, denoted by $Id_{e'}$, for this iteration. This can be done by sampling identifiers randomly from a range of size n^5 which each edge can do locally, and with high probability, the identifiers will be unique. Then, each edge e' samples itself independently with probability $\frac{1}{2^j}$. Now, each tree edge $e \in C_j$ uses Claim 4.6 to learn about $\text{info}(e^*)$ (which has a *polylogn* bit representation; see Theorem 4.17 and Claim 4.6) of the minimal Id edge sampled e^* that covers e . This process is repeated $\beta = \log^2 n$ times. Denote by $\text{CovSet}_{\text{samp}}(e)$ the set of edges from $\text{CovSet}(e)$ that were learned by e .⁵ A simple concentration bound shows that the number of distinct edges sampled from the set $\text{CovSet}(e)$ is $\text{Cov}_{\text{samp}}(e) = |\text{CovSet}_{\text{samp}}(e)| = \Omega(\log n)$.⁶ We keep $O(\log n)$ -many elements in $\text{CovSet}_{\text{samp}}(e)$ and discard the rest.

We denote by $\text{CovSet}_{\text{samp}}(e, P) \subseteq \text{CovSet}(e, P)$ for some tree edge e and some ancestor to descendant path P as follows: $\text{CovSet}_{\text{samp}}(e, P) = \text{CovSet}_{\text{samp}}(e) \cap \text{CovSet}(e, P) = \{e'' \in \text{CovSet}_{\text{samp}}(e) \mid e'' \in \text{CovSet}(e, P)\}$, and $\text{Cov}_{\text{samp}}(e, P) = |\text{CovSet}_{\text{samp}}(e, P)|$. Now we define for each tree edge e the set of potentially interested paths as follows. Here, P_e denotes the path from the root to e .

$$\text{Int}_{\text{pot}}(e) = \left\{ P \mid \text{Cov}_{\text{samp}}(e, P) \geq \frac{\text{Cov}_{\text{samp}}(e)}{3} \right\} \cup P_e.$$

We need to verify that property 1 and 2 of Lemma 5.10 hold for such a sampling procedure which is done next in Claim 5.12 and 5.13 respectively. But, first, we quickly check the round complexity of the sampling algorithm.

Claim 5.11. *The sampling algorithm for unweighted graph can be performed in $\tilde{O}(D + \sqrt{n})$ rounds at the end of which each tree edge e (and the vertices in e) knows the set $\{\text{info}(e') \mid e' \in \text{CovSet}_{\text{samp}}(e)\}$.*

Proof. The communication happens only in two parts of the algorithm:

⁵Note that, for making the elements sampled in $\text{CovSet}_{\text{samp}}(e)$ i.i.d., we needed the random Id_e generated in the beginning. Each edge in the set $\text{CovSet}_{\text{samp}}(e)$ is a random edge from a set of i.i.d. sampled edges because each such edge has the minimum Id_e w.r.t. a random ordering of those i.i.d. sampled edges. It is to be noted that similar argument cannot be made if we fixed a global ordering of the edges apriori, such as, fixing an ordering of V and using the induced ordering on the edge set.

⁶This is only true when $\text{Cov}(e) = \omega(\log n)$. For the case when $\text{Cov}(e) = O(\log n)$, we do the same sampling procedure—in this case the set $\text{CovSet}_{\text{samp}}(e)$ is a multiset which w.h.p. will cover the set $\text{CovSet}(e)$ completely. We can do exact calculation for such cases, but this does not affect the probabilistic calculation presented next.

- (i) The unique identifier of each edge is sent across from one end-point of the edge to the other end-point simultaneously on all edges. As mentioned before, this can be done in one round as there is no congestion on any edge. As there are $O(\log n)$ iterations, the total number of rounds for this operation is also $O(\log n)$.
- (ii) In each iteration, each tree edge e active in that iteration (i.e., $\text{Cov}(e)$ falls in the range corresponding to that iteration) uses Claim 4.6 to learn about of $\text{info}(e')$ of $O(\log n)$ many (possibly distinct) edges e' which covers e . Each invocation of Claim 4.6 requires $O(D + \sqrt{n})$ rounds. As there are $O(\log n)$ many such invocations in each iteration and as there are $O(\log n)$ many iterations, the total round complexity is $\tilde{O}(D + \sqrt{n})$.

Hence the round complexity of the sampling algorithm is $\tilde{O}(D + \sqrt{n})$. \square

Now we turn to verify Property 1 and 2 of Lemma 5.10.

Claim 5.12. *W.h.p, given a tree edge e and an ancestor to descendant path P^* such that $P^* \in \text{Int}(e)$, we have $\text{Cov}_{\text{samp}}(e, P^*) \geq \frac{\text{Cov}_{\text{samp}}(e)}{3}$.*

Proof. By definition of interesting paths, we know that $\text{Cov}(e, e') > \frac{\text{Cov}(e)}{2}$. Let j be the index such that $e \in C_j$ (i.e., $\text{Cov}(e) \in [2^{j-1} + 1, 2^j]$) and let us observe sub iteration j . It is easy to see that, on expectation, the value of $\text{Cov}_{\text{samp}}(e, P^*) > \text{Cov}_{\text{samp}}(e)/2$. Hence, by an application of Chernoff bound, we see

$$\Pr[\text{Cov}_{\text{samp}}(e, P^*) > \text{Cov}_{\text{samp}}(e)/3] \geq 1 - o(1).$$

This means that, w.h.p., $P^* \in \text{Int}_{\text{pot}}(e)$ which verifies Property 1 of Lemma 5.10. \square

Using union bound, we see that such inequality holds for every tree-edge w.h.p. We actually achieve something stronger by this random process, as mentioned in the following claim.

Claim 5.13. *For every path $P \in \text{Int}_{\text{pot}}(e)$, $\text{Cov}(e, P) \geq \text{Cov}(e)/6$ w.h.p.*

Proof. Suppose not. This means that there is a path P such that $\text{Cov}_{\text{samp}}(e, P) \geq \text{Cov}_{\text{samp}}(e)/3$ (i.e., $P \in \text{Int}_{\text{pot}}(e)$) but $\text{Cov}(e, P) = \varepsilon \cdot \text{Cov}(e)$ where $\varepsilon < 1/6$. As before, we see that $\mathbb{E}[\text{Cov}_{\text{samp}}(e, P)] = \varepsilon \cdot \text{Cov}_{\text{samp}}(e)$, and by an application of Chernoff bound, we have $\Pr[\text{Cov}_{\text{samp}}(e, P) \leq 2\varepsilon \cdot \text{Cov}_{\text{samp}}(e) < \text{Cov}_{\text{samp}}(e)/3] \geq 1 - o(1)$ which is a contradiction. This verifies Property 2 of Lemma 5.10. \square

Weighted graph. The case when the graph is weighted is similar to the unweighted case—we treat every weighted edge e with weight $w(e)$ to be $w(e)$ many parallel unweighted edges. As before, the sampling procedure runs in $O(\log n)$ iterations, one of each class C_j . We next point out the difference in iteration j from the case of unweighted graphs. In the rest of the proof, an unweighted edge represents an edge from the purported multi-edge description of a weighted edge. So it is instructive to view the graph as an unweighted graph where multi-edges are allowed.

Iteration j . We first mention one of the main differences from the unweighted sampling procedure. In the case of unweighted sampling, we assumed that for an edge $e = \{u, v\}$ one of the vertices (say u assuming $u \prec v$ in the total ordering of V) will sample the unique id Id_e for e and send it across to v . This can happen for all edges simultaneously with no congestion, and requires one additional round of communication. We cannot afford to do exactly that when the edges are weighted, because in this case u will generate $w(e)$ many unique identifiers, one for each of its unweighted edges in its representation of unweighted multi-edge, for the edge e . Sending this across to v using the edge e can potentially incur considerable congestion which we cannot afford. We avoid congestion in the following way. The following sampling is done entirely by u . For each weighted edge $e = \{u, v\}$, u samples each of the $w(e)$ many identifiers corresponding to e independently with probability $1/2^j$. At this point, for each edge e , one of its end-points holds a set of sampled identifiers. Now, for every edge e , the end-point which holds this set of identifier will send across the minimum identifier to the other end-point using the edge e . This does not cause any congestion. From this point onward, we identify every weighted edge e by the minimum identifier $Id'(e)$ that is sampled by the sampling procedure just mentioned

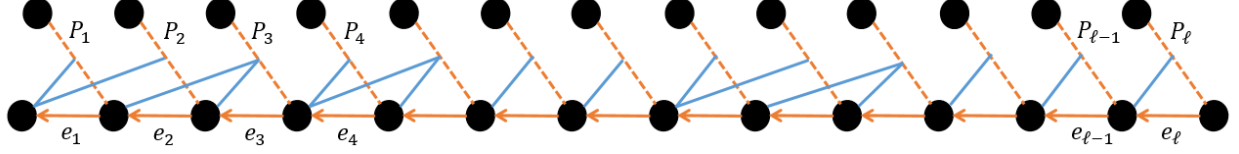


Figure 8: The path P in the figure consists of the edges e_1, \dots, e_{ℓ} , where the vertex on the right from e_{ℓ} is the root. The dotted orange path labeled by P_i represents an ancestor to descendant path in e_{i+1} . The blue edges correspond to heavy (weight-wise) clusters of non tree edges leaving each node to the respective path, that cause the corresponding tree edge to be interested in said path. More formally, it can be the case that e_i is interested in P_i for each $i \in [\ell]$. Thus the path P is interested in ℓ distinct ancestor to descendant paths. The example is complete by noting that it is possible that $\ell = \Omega(n)$.

(If there is no such minimum identifier for an edge e , we ignore that edge). The rest of the sampling procedure remains similar to that of the unweighted case: Each tree e learns about $\text{info}(e^*)$ of the edge e^* with minimum $\text{Id}'(e^*)$ that covers e' using Claim 4.6. This process is repeated $\beta = \log^2 n$ times and thus each tree edge e' samples $O(\log n)$ many distinct identifiers uniformly from the set of identifiers corresponding to the set of weighted edges $\text{CovSet}(e)$. If we imagine each weighted edge as a set of parallel unweighted edges, each with unique identifier, this set of sampled identifiers corresponds to the set of such unweighted edges which are sampled—we denote this set as $\text{CovSet}_{\text{samp}}(e)$. We also denote by $\text{Cov}_{\text{samp}}(e, P)$ the number of such unweighted edges that covers both e and P . Again, as before, each tree edge e defines $\text{Int}_{\text{pot}}(e) = \{P \mid \text{Cov}_{\text{samp}}(e, P) \geq \text{Cov}_{\text{samp}}(e)/3\}$. It is not hard to see the following: (a) Each identifier in the set $\text{CovSet}_{\text{samp}}(e)$ is included in the set independently and with identical probability (i.e., with probability $1/2^j$) from the set of identifiers corresponding to the set of weighted edges $\text{CovSet}(e)$ and (ii) the number of distinct identifiers in the set $\text{CovSet}_{\text{samp}}(e)$ is at least $\log n$. Hence 5.12 and 5.13 hold for this case as well by similar calculation.

We now analyze the round complexity of this sampling algorithm. We make a similar claim as Claim 5.11. The proof is also similar and hence skipped.

Claim 5.14. *The sampling algorithm for weighted graph can be performed in $O(D + \sqrt{n})$ rounds at the end of which each tree edge e (and the vertices in e) knows the set $\{\text{info}(e') \mid e' \in \text{CovSet}_{\text{samp}}(e)\}$.*

This concludes the proof of Lemma 5.10. Lastly, we prove the following claim, which is extensively used in our algorithm.

Claim 5.15. *If P and P' are two paths between an ancestor to a descendant, not in the same root to leaf path, and P' is potentially interested in P , then there is an edge between $T(P^{\downarrow})$ and $T(P'^{\downarrow})$.*

Proof. Let $e' \in P'$ be some edge that is potentially interested in P . Thus some edge between $T(P^{\downarrow})$ and $T(e'^{\downarrow})$ was sampled, thus in particular there is an edge between $T(P^{\downarrow})$ and $T(P'^{\downarrow})$, as required. \square

5.3 Bounding number of interesting paths

So far, we have defined the notion of a potentially interesting edge and a potentially interesting path, for a given tree edge and a given ancestor to descendant path. Our next goal will be to bound the pairs of paths P_1, P_2 such that P_1 is potentially interested in P_2 . Note that although claim 5.13 gives us an upper bound on $\text{Int}_{\text{pot}}(e)$, i.e. the number of paths that the tree edge e is potentially interested in, the best bound one can hope for on $\text{Int}_{\text{pot}}(P)$ for a given ancestor to descendant path P is $O(n)$. Figure 8 illustrates an example for when a given ancestor to descendant path P can satisfy $\text{Int}_{\text{pot}}(P) = \Omega(n)$.

However, if one restricts the discussed set of paths \mathcal{P} to a set that satisfies a specific property, one can bound $\text{Int}_{\text{pot}}(P) \cap \mathcal{P}$ very nicely. As Figure 9 suggests, the kind of paths \mathcal{P} that we are going to restrict ourselves to is a natural generalization of the set of paths considered in Definition 5.7. In the discussion that follows, we will denote a path P_1 is an ancestor of another path P_2 (or, equivalently, P_2 is a descendant of P_1) if P_1 occurs completely in the path connecting the root to P_2 .

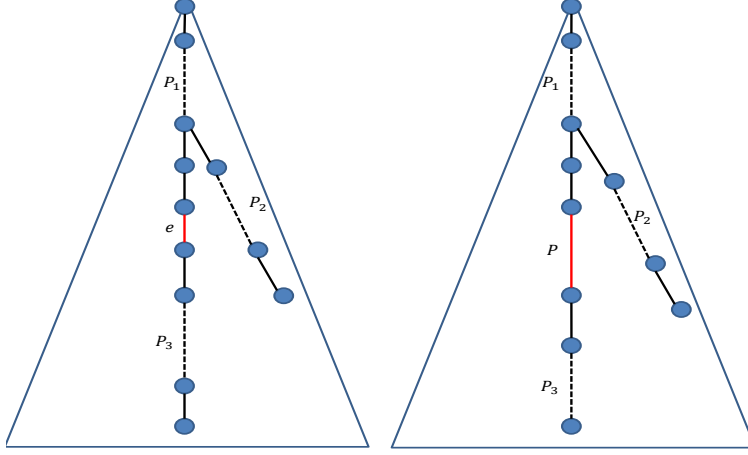


Figure 9: Left: P_1, P_2, P_3 are the types of paths considered in Definition 5.7 for which we define the notion of e being interested in P_i . Right: A generalization. Given P we are interested in non-splitting paths P_1, P_2, P_3 . P occurs completely in the path from root to P_3 , and is absent completely from the path from root to either P_1 or P_2 .

Consider any path P in T , and let us count the number of paths P' such that either P' occurs as a descendant or an ancestor of P , or P' is orthogonal to P (i.e., in the path from the root to P' , either P is present fully, or P is absent completely—See Figure 9; P' is any of P_1, P_2 and P_3). We denote P is *non-splittable w.r.t. P'* . Note that non-splittability is a symmetric property, i.e., if P is non-splittable w.r.t. P' , then P' is non-splittable w.r.t. P . For a set of paths \mathcal{P} , we say P is non-splittable w.r.t. \mathcal{P} if P is non-splittable w.r.t. every path in the set \mathcal{P} . Among the paths w.r.t. which P is non-splittable, we want to count the number of paths P' such that P is interested in P' . In the lemma that follows, we bound of number of such P' s given a P . We actually show a stronger property: We show that even if we consider such P' s such that P is only *potentially interested* in P' , the number of such P' s is still bounded.

Lemma 5.16 (Interesting path counting lemma). *Let P be some ancestor to descendant path in the tree T and let \mathcal{P} be set of paths such that (i) P is non-splittable w.r.t. \mathcal{P} , (ii) all paths of \mathcal{P} orthogonal to and ancestor of P are pairwise orthogonal, and all paths of \mathcal{P} descendant of P are pairwise orthogonal as well. Then, w.h.p., it holds that $|\{P' \in \mathcal{P} | P' \in \text{Int}_{\text{pot}}(P)\}| = O(\log n) = B_{\text{path}}$.*

Before going into the proof, let us provide some intuition for it. We focus on the case that the paths in \mathcal{P} are orthogonal to P . For simplicity, let us also assume that we want to count the number of paths that P is *interested* in. At a high-level, if an edge $e \in P$ is interested in some path $P_i \in \mathcal{P}$, we have that $\text{Cov}(e, P_i) \geq \text{Cov}(e)/2$. We would next go over the path P from the lowest vertex towards the highest vertex and start counting the number of non-tree edges that start from the subtree rooted at the vertex and ends somewhere outside. We will actually count only the number of such edges that covers some orthogonal path in \mathcal{P} . The crucial observation here is the following: each time we reach some edge $e = \{u, v\}$ that is potentially interested in some new path P_i in \mathcal{P} , we know that the total weight of such ‘new’ edges that starts at the subtree rooted at v and covers P_i has to be at least the total weight of edges we have counted so far—otherwise, e would not be interested in P_i . So, every time we encounter such an edge e , the total weight of edges that we count doubles. As the total weight of all non-tree edges are bounded by some polynomial in n , this can happen only logarithmic many times. This means that the number of paths in \mathcal{P} that P is interested in can be at most logarithmic in n .

Of course, this is a simplification and we want to bound the number of paths in \mathcal{P} that P is *potentially interested* in. We show next that the simple idea described above can be modified to deal with this case as well.

Proof. Let us first count the number of P' such that (i) P is potentially interested in P' and (ii) P does not occur in the path from root to P' (i.e., P' is either an ancestor of or orthogonal to P).⁷ For the rest of the proof, readers are advised to refer to Figure 10. Let us order the edges of P by closeness to the root e_1, \dots, e_z ,

⁷To be honest, we are not really interested in the case when P' is an ancestor of P because there cannot be more than one such P' who are orthogonal to each other.

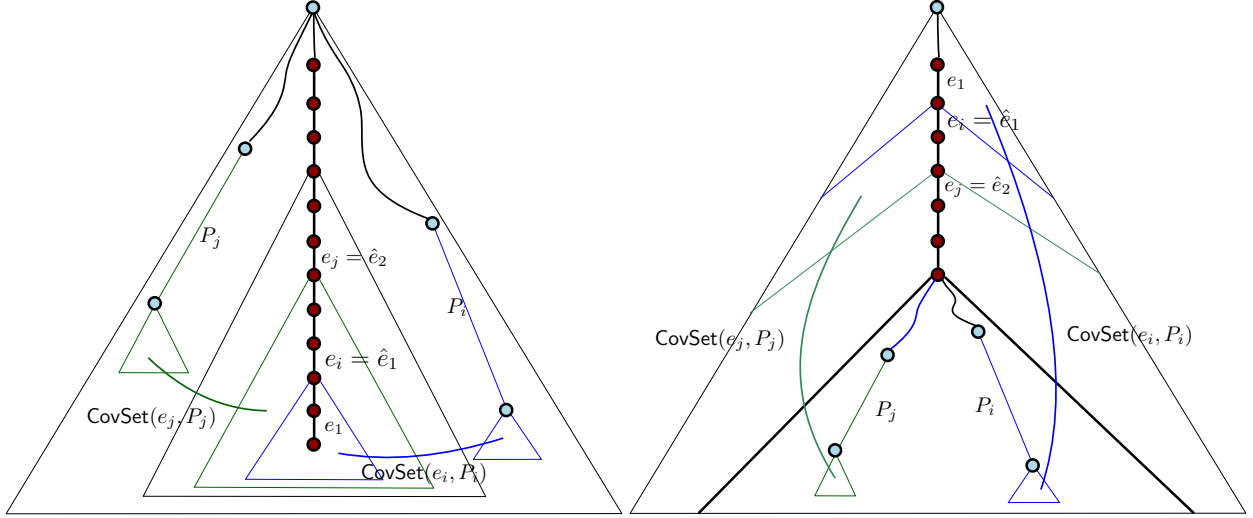


Figure 10: Bounding the number of potentially interesting paths when \mathcal{P} is orthogonal to P : P is the central path with red vertices. Edge e_i is interested in path P_i and edge e_j is interested in path P_j . Left: \mathcal{P} is orthogonal to P . Right: \mathcal{P} is descendant of P .

such that e_1 is the lowest edge of P . Let e_i be the lowest edge that is potentially interested in some path P_i from \mathcal{P} . Denote by $\text{Cov}(e_i, \mathcal{P})$ the value $\sum_{P^* \in \mathcal{P}} \text{Cov}(e_i, P^*)$. $\text{CovSet}(e_i, \mathcal{P})$ is defined similarly. Next we describe an argument that we repeat several times during the claim.

Having fixed e_i , we now go up in the tree, and focus on edges that are potentially interested in different paths in \mathcal{P} . Let e_{j_1} be the closest edge to e_i in P such that e_{j_1} is potentially interested in a path $P_{j_1} \in \mathcal{P}$ that no prior edge in the ordering is potentially interested in. This gives us by Claim 5.13, that w.h.p, $\text{Cov}(e_{j_1}, P_{j_1}) > \frac{\text{Cov}(e_{j_1})}{6}$. We make the following two observations at this point.

Observation 5.17. $\text{CovSet}(e_i, P_i) \subseteq \text{CovSet}(e_{j_1}, \mathcal{P})$.

This follows from the following reasoning: Since e_{j_1} is an ancestor of e_i , and by non splittability, we deduce that $\text{CovSet}(e_i, \mathcal{P}) \subseteq \text{CovSet}(e_{j_1}, \mathcal{P})$, which in turn gives us that $\text{Cov}(e_i, \mathcal{P}) \leq \text{Cov}(e_{j_1}, \mathcal{P})$, and in particular gives us that $\text{CovSet}(e_i, P_i) \subseteq \text{CovSet}(e_{j_1}, \mathcal{P})$.

Observation 5.18. $\text{CovSet}(e_i, P_i)$ and $\text{CovSet}(e_{j_1}, P_{j_1})$ are disjoint.

The reason is as follows. We notice that since P_i, P_{j_1} are orthogonal, and since P is either completely above these paths or orthogonal to them, the edges of P can not appear on the unique tree paths between pairs of edges from P_i, P_{j_1} (See observation 5.4). This allows us to deduce that $\text{CovSet}(e_i, P_i), \text{CovSet}(e_{j_1}, P_{j_1})$ are disjoint.

Now, from these two observations, we obtain that the following holds w.h.p.

$$\begin{aligned} \text{Cov}(e_{j_1}, \mathcal{P}) &\geq \text{Cov}(e_{j_1}, P_{j_1}) + \text{Cov}(e_i, P_i) \geq \frac{\text{Cov}(e_{j_1}) + \text{Cov}(e_i)}{6} \\ &\geq \frac{\text{Cov}(e_{j_1}, \mathcal{P}) + \text{Cov}(e_i, \mathcal{P})}{6} \geq \frac{2\text{Cov}(e_i, \mathcal{P})}{6}. \end{aligned}$$

We now look at e_{j_1}, \dots, e_{j_7} with $j_7 > \dots > j_1 > i$ such that e_{j_1}, \dots, e_{j_7} are the seven closest edges (by order) to e_i in P such that $e_{j_k}, k \in \{1, \dots, 7\}$ are potentially interested in a different path $P_{j_k} \in \mathcal{P}$ from all previous paths considered (including all of P_i). If such edges don't exist, the claim follows immediately. This means, by definition of potentially interested and Claim 5.13, that w.h.p.,

$$\text{Cov}(e_{j_k}, P_{j_k}) > \text{Cov}(e_{j_k})/6.$$

As e_{j_1}, \dots, e_{j_7} are ancestors of e_i and by non splittability, any edge $e \in \text{CovSet}(e_i, P')$ such that $P' \in \mathcal{P}$ also covers e_{j_k} for all $k \in \{1, \dots, 7\}$ i.e., $\text{CovSet}(e_i, \mathcal{P}) \subset \text{CovSet}(e_{j_k}, \mathcal{P})$. This immediately gives the following observation:

Observation 5.19. $\text{Cov}(e_i, \mathcal{P}) \leq \text{Cov}(e_{j_k}, \mathcal{P})$ for all $k \in \{1, \dots, 7\}$.

Note that $\text{Cov}(e_{j_k}, \mathcal{P}) \leq \text{Cov}(e_{j_k})$ for all $k \in \{1, \dots, 7\}$. Now one can deduce the following observation from the fact that P_i and $P_{j_k}, k \in \{1, \dots, 7\}$ are pairwise orthogonal, and the fact that all edges of P are not on the unique paths in the tree between all pairs among P_i and $P_{j_k}, k \in \{1, \dots, 7\}$ (See Observation 5.4).

Observation 5.20. $\text{CovSet}(e_i, P_i), \text{CovSet}(e_{j_k}, P_{j_k}), k \in \{1, \dots, 7\}$ are pairwise disjoint.

Due to non splittability, we also know that $\text{CovSet}(e_{j_k}, P_{j_k}) \subseteq \text{CovSet}(e_{j_7}, \mathcal{P})$. Combining these observations we can deduce that w.h.p.

$$\text{Cov}(e_{j_7}, \mathcal{P}) \geq \sum_{k=1}^7 \text{Cov}(e_{j_k}, P_{j_k}) \geq \sum_{k=1}^7 \frac{\text{Cov}(e_{j_k})}{6} \geq \sum_{k=1}^7 \frac{\text{Cov}(e_{j_k}, \mathcal{P})}{6} \geq \frac{7}{6} \cdot \text{Cov}(e_i, \mathcal{P}).$$

To conclude, we get that $\text{Cov}(e_{j_7}, \mathcal{P}) \geq \frac{7}{6} \text{Cov}(e_i, \mathcal{P})$ holds w.h.p., hence the total weight of edges that cover e_{j_1} and \mathcal{P} is larger by a constant factor from the total weight of edges that cover e_i and \mathcal{P} . We next repeat this argument. Note that the total weight of edges cannot grow by a multiplicative factor more than $O(\log n)$ times, as weights are polynomially bounded.

Repeating the same arguments for e_{j_7} , one can find an edge $e_s, s > j_7$ such that w.h.p. $\text{Cov}(e_s, \mathcal{P}) \geq \frac{7}{6} \text{Cov}(e_{j_7}, \mathcal{P})$. We can apply this argument iteratively on e_s and so on until we can do it no more. This allows us to obtain a set of edges from P , denoted by $\hat{e}_1 = e_i, \hat{e}_2 = e_{j_7}, \hat{e}_3 = e_s, \dots, \hat{e}_{c+1}$, such that

1. W.h.p., $\frac{7}{6} \text{Cov}(\hat{e}_k, \mathcal{P}) \leq \text{Cov}(\hat{e}_{k+1}, \mathcal{P})$ for all $0 < k < c$.
2. There are no 7 edges closer to the root than \hat{e}_{c+1} that are potentially interested in new paths from \mathcal{P} .
I.e. paths that no previous edge in the ordering of P was potentially interested in.

From this one can deduce that

$$\text{Cov}(\hat{e}_{c+1}, \mathcal{P}) \geq \left(\frac{7}{6}\right)^c \text{Cov}(\hat{e}_1, \mathcal{P})$$

Now, denote by W the value $\sum_{e \in E} w(e)$, i.e. the sum of weights of all graph edges. Note that $W = \text{poly}(n)$ since all weights are polynomially bounded. Clearly it must hold that

$$W \geq \text{Cov}(\hat{e}_{c+1}, \mathcal{P}) \geq \left(\frac{7}{6}\right)^c \text{Cov}(\hat{e}_1, \mathcal{P})$$

Note that since $\hat{e}_1 = e_i$ is potentially interested in $P_i \in \mathcal{P}$, there is an edge with an integer non zero weight in $\text{CovSet}(\hat{e}_1, \mathcal{P})$. So in particular it must mean that $c = O(\log W) = O(\log n)$. Since each edge in P is potentially interested in at most 6 paths, and by bullet 2 above, we can deduce that w.h.p. $|\text{Int}_{\text{pot}}(P) \cap \mathcal{P}| = O(\log n)$ as required.

The case where we consider \mathcal{P} to be a set of orthogonal paths appearing completely below P follows the same proof with a change in the ordering of the edge of P (See Figure 10), and replacing ‘ancestor’ with ‘descendant’. We want to order the edges in the opposite order such that the lowest edge of P gets the smallest index, and we now take e_i to be the *highest* edge that is potentially interested in some path $P_i \in \mathcal{P}$, and e_{j_1}, \dots, e_{j_7} satisfy $j_7 < j_6 < \dots < j_1 < i$. This is because of the way the set $\text{CovSet}(e_i, P^*), P \in \mathcal{P}$ is defined for this case: Any edge $f \in \text{CovSet}(e_i, P^*)$ has one end point as a descendant of P^* as before, but has the other end point *outside the set of descendants of e_i* , i.e., the unique tree path between the two end-point of f includes both e_i and P^* . Once we are set with this change in ordering, rest of the proof is similar to the previous case and is omitted. \square

5.4 Implementation

In this section we explain how to implement the sampling subroutine presented in the previous section, and how to parse $\text{Int}_{\text{pot}}(e)$ for a given tree edge e to contain only specific types of paths that we use in the algorithm. We start with the definition of knowing a path. Recall the notation of L_P for an ancestor to descendant path P to be $\{i | P_{nh} \cap E^i \neq \emptyset\}$, i.e. the layers in the layering decomposition of 4.14 that intersect the edges of P_{nh} . Here, P_{nh} is the sub path of P comprised of non highway edges.

Definition 5.21 (Knowing a path). *Given a tree edge e and some ancestor to descendant path P' which is either a highway path or a non highway path, we say that e knows P if the following holds.*

1. e knows whether P' is highway path or a non highway path.
2. For all $i \in L_P$, e knows the Id of the highest and lowest edge in $E_i \cap P$. Alternatively, in case P is a highway path, e satisfies this bullet if it knows the lowest fragment F such that $F \cap P \neq \emptyset$.
3. e knows the highest non highway edge of P .
4. e knows the lowest and highest vertices of P .

Note, that since there are $O(\log n)$ layers, and the id of each edge, vertex and fragment are $O(\log n)$ bits, the information about each path is $O(\log^2 n)$.

We define these types of paths, to which we refer as *refined* ancestor to descendant paths. These are the paths we work with in the algorithm

Definition 5.22. *Given a highway path P , we call P a fragment highway if $P = P_F$ for some fragment F . Here, P_F is the highway path of the fragment F . We call a highway path P a super highway if P is the union of two or more fragments highways. We call P a highway bough if P is a super highway, and P is maximal with respect to the layering of the skeleton tree (See Lemma 4.13).*

Definition 5.23. *Given some ancestor to descendant path P , we say that P is refined if one of the following holds.*

- **For non-highways in some layer:** Ancestor to descendant paths P that satisfy that all edges of P are non highway edges, $P \subseteq E^i$ for some i , with respect to the layering (See Section 4.3) of the tree of non highway edges that P is contained in. If a path P is also maximal for that layer, it is called a non highway bough.
- **For highway paths:** Ancestor to descendant paths P that are either fragment highways, super highways or highway boughs.

Now we address the issue of implementing this sampling procedure. Specifically, the missing piece is how, given a tree edge e , can one make e know each path in the set $\text{Int}_{\text{pot}}(e)$.

So far, we explained how e uses Lemma 4.4 in order to learn $\text{info}(e^*)$ for all edges $e^* \in \text{CovSet}_{\text{samp}}(e)$. We now explain why this information suffices for e to construct internally without further communication the set $\text{Int}_{\text{pot}}(e)$. We aim to prove the following lemma. Recall that for a given tree edge e we have that

$$\text{Int}_{\text{pot}}(e) = \left\{ P \mid \text{Cov}_{\text{samp}}(e, P) \geq \frac{\text{Cov}_{\text{samp}}(e)}{3} \right\} \cup P_e$$

Here, P_e is the path from the root to e .

Lemma 5.24. *For each tree edge e , given $\text{info}(e')$ for each $e' \in \text{CovSet}_{\text{samp}}(e)$, e can construct internally the set $\text{Int}_{\text{pot}}(e)$.*

Proof. Let $e' = \{u, v\} \in \text{CovSet}_{\text{samp}}(e)$ where $v \in e^\downarrow$. Denote by e_1, e_2 the edges $e_1 = \{p(u), u\}, e_2 = \{p(v), v\}$. $\text{info}(e')$ contains $\text{info}(e_1), \text{info}(e_2)$, i.e.

- The highest and lowest edge of each layer in the paths P_{e_1}, P_{e_2} from the root to e_1, e_2 respectively.
- The highest non highway edge on P_{e_1}, P_{e_2} and its layer, if it exists.
- The id of the fragments of e_1, e_2 . From this, using Observation 4.18, e can deduce the set of fragments F that satisfy $F \cap P_{e_1} \neq \emptyset$ or $F \cap P_{e_2} \neq \emptyset$.

Before diving deeper into the proof, we prove the following useful claim.

Claim 5.25. *Let e be some tree edge, and let P be some root to descendant path such that e is potentially interested in P , i.e. $P \in \text{Int}_{\text{pot}}(e)$. Denote by v the lowest vertex of P , and by e_v the lowest edge of P . Furthermore, P is maximal in the sense that e is not potentially interested in any ancestor to descendant path that strictly contains P . For each $e' \in \text{CovSet}_{\text{samp}}(e)$, denote by e'_1, e'_2 its respective tree edges. Denote by $D = \{e'_i \mid e' \in \text{CovSet}_{\text{samp}}(e, P), i = 1, 2\}$.*

Then, there exists $e^1, e^2 \in D$ such that $\text{LCA}(e^1, e^2) = v$.

Proof. Since e is potentially interested in P , there is some edge $e' \in D$ such that e' has an endpoint in e_v^\downarrow , this is since $\text{Cov}_{\text{samp}}(e, P) \geq \frac{\text{Cov}_{\text{samp}}(e)}{3}$, and every edge that covers P has an endpoint in e_v^\downarrow . Now that we know that D is not empty, let $e' \in D$ be some edge, and denote by v_* the highest vertex in the set $\{\text{LCA}(e', e^*) \mid e^* \in D\}$. Note that such a vertex exists since D is not empty and each vertex in the aforementioned set is an ancestor of e' , so there is a well defined order on these vertices, in terms of closeness to the root.

Our goal will be to prove that $v_* = v$, and this will conclude the proof. For that, we first show that $\{\text{LCA}(e_1, e_2) \mid e_1, e_2 \in D\} \subseteq v_*^\downarrow$, i.e., v_* is the highest vertex among all local common ancestors of all pairs of edges in D . Assume towards a contradiction that this does not hold and denote by $e_1, e_2 \in D$ edges that satisfy $\text{LCA}(e_1, e_2) \notin v_*^\downarrow$. Now, since both $\text{LCA}(e', e_1), \text{LCA}(e', e_2)$ are ancestors of e' , one of these vertices is higher than the other, assume w.l.o.g. it is $\text{LCA}(e', e_1)$, it must hold also that $\text{LCA}(e', e_1) \notin v_*^\downarrow$, since otherwise we get that both $e_1, e_2 \in v_*^\downarrow$, then so is their LCA, which is a contradiction. But since $\text{LCA}(e', e_1)$ is an ancestor of e' , it is either a descendant of v_* , or an ancestor of it. the former contradicts $\text{LCA}(e', e_1) \notin v_*^\downarrow$, and the latter contradicts the fact that v_* the highest vertex in the set $\{\text{LCA}(e', e^*) \mid e^* \in D\}$. Either way, we arrive at a contradiction. Thus $\{\text{LCA}(e_1, e_2) \mid e_1, e_2 \in D\} \subseteq v_*^\downarrow$, as desired.

Now in order to show that $v_* = v$, we note that basically all edges in D are by definition exactly all the edges adjacent to edges in $\text{CovSet}_{\text{samp}}(e, P)$. Thus we proved that $\text{Cov}_{\text{samp}}(e, P_{v_*}) \geq \frac{\text{Cov}_{\text{samp}}(e)}{3}$, where P_{v_*} is the path from $\text{LCA}(e, v_*)$ to v_* . Thus e is potentially interested in P_{v_*} , and since P is maximal with respect to that, we deduce that $v_* = v$ as required. \square

Then, in order to figure out the root to descendant paths that are in $\text{Int}_{\text{pot}}(e)$, e does the following internally. Denote by S the set $\{e'_i \mid e' \in \text{CovSet}_{\text{samp}}(e), i = 1, 2\}$. For each pair $e_1, e_2 \in S$, e computes $v = \text{LCA}(e_1, e_2)$, and then computes $z = \text{LCA}(u, v)$ (u represents the lower vertex of e) and then computes $\text{Cov}_{\text{samp}}(e, P_v^z)$ in the following way (P_v^z is the ancestor to descendant path from z to v). e computed z , and based on that divides into two cases:

1. If $z = u$, then for each edge $e' = \{v', u'\} \in \text{CovSet}_{\text{samp}}(e)$, e computes $\text{LCA}(v, v'), \text{LCA}(v, u')$, if neither of these equal v , e moves on to the next edge. Otherwise, assume w.l.o.g $\text{LCA}(v, v') = v$. e checks whether $\text{LCA}(u, u') \neq u$, and if so concludes that $e' \in \text{CovSet}_{\text{samp}}(e, P_v^z)$ and adds $w(e')$ to $\text{Cov}_{\text{samp}}(e, P_v)$. Otherwise, e moves on to the next edge.
2. If $z \neq u$, then for each edge $e' = \{v', u'\} \in \text{CovSet}_{\text{samp}}(e)$, e computes $\text{LCA}(v, v'), \text{LCA}(v, u')$, if neither of these equal v , e moves on to the next edge. Otherwise, assume w.l.o.g $\text{LCA}(v, v') = v$. e checks whether $\text{LCA}(u, u') = u$, and if so concludes that $e' \in \text{CovSet}_{\text{samp}}(e, P_v)$ and adds $w(e')$ to $\text{Cov}_{\text{samp}}(e, P_v^z)$. Otherwise, e moves on to the next edge.

e then keeps all paths that satisfy $\text{Cov}_{\text{samp}}(e, P) \geq \frac{\text{Cov}_{\text{samp}}(e)}{3}$. Note that for all such paths e knows the path P (See definition 5.21). This is true since for each $e' \in \text{CovSet}_{\text{samp}}(e, P)$, $\text{info}(e)$ contains all the relevant information about P (See 4.17 and discussion afterwards about non tree edges), and e knows the ending vertex v of P , and the starting vertex z of P . Note that e can know the fragments of v, z by Observation 4.9. The resulting set of paths is $\text{Int}_{\text{pot}}(e)$, up to two modifications. e always includes the path from the root to e , P_e in $\text{Int}_{\text{pot}}(e)$, e knows this path by the information gathered by e in Theorem 4.17.

Lastly, e discards from $\text{Int}_{\text{pot}}(e)$ any path P that is not maximal, i.e. such that there exists a path $P' \in \text{Int}_{\text{pot}}(e)$ that satisfies $P \subsetneq P'$. The resulting set is precisely $\text{Int}_{\text{pot}}(e)_{\text{temp}}$ as constructed in Lemma 5.10. \square

Later in the section, we abuse notation by stating that an ancestor to descendant path P satisfies $P \in \text{Int}_{\text{pot}}(e)$ if P is a subpath of another P' that is included in $\text{Int}_{\text{pot}}(e)$ in the above construction. And, we say that e is potentially interested in P . note, that this is not false according to the definition presented in Lemma 5.10 of $\text{Cov}_{\text{samp}}(e, P) \geq \frac{\text{Cov}_{\text{samp}}(e)}{3}$.

We now turn to the second part of the section, in which we want to parse $\text{Int}_{\text{pot}}(e)$ into $\text{Int}_{\text{pot}}(e)_{\text{ext}}$ for any tree edge e to create paths that suit and fit well with the implementation of our algorithm. Such paths are also called *refined* ancestor to descendant paths. We explain how each edge e can parse the set $\text{Int}_{\text{pot}}(e)$ to only contain paths that are refined ancestor to descendant paths. This is illustrated in the following claim.

Claim 5.26. *Given $\text{Int}_{\text{pot}}(e)$ for a tree edge e , e can parse $\text{Int}_{\text{pot}}(e)$ into the set $\text{Int}_{\text{pot}}(e)_{\text{ext}}$ internally such that the following would hold after the parsing.*

- For all $P \in \text{Int}_{\text{pot}}(e)$, P is a refined ancestor to descendant path.
- For all $P \in \text{Int}_{\text{pot}}(e)$, $\text{Int}_{\text{pot}}(e)_{\text{ext}}$ contains the following:
 1. If P contains some non highway edge, then $\text{Int}_{\text{pot}}(e)_{\text{ext}}$ contains a collection of non highway paths P_1, \dots, P_ℓ , where P_i is completely contained in some layer in the layering decomposition of the non-highway paths (See Section 4.3), such that $P' = \bigcup_{i=1, \dots, \ell} P_i$ equals P_{nh} . Here, P_{nh} is the set of non highway edges of P . In particular, e is potentially interested in all P_1, \dots, P_ℓ .
 2. If P contains some highway edge, then $\text{Int}_{\text{pot}}(e)_{\text{ext}}$ contains a collection of super highways P_1, \dots, P_ℓ , where P_i is contained inside some layer of skeleton tree layer decomposition (See Section 4.3). Such that $P' = \bigcup_{i=1, \dots, \ell} P_i$ contains P_h , and that $P_i \cap P \neq \emptyset$ for all i . Here, P_h is the set of highway edges of P .
- for all $P \in \text{Int}_{\text{pot}}(e)_{\text{ext}}$, e knows whether P is orthogonal to e , above e , or below e .

Proof. The parsing is done as follows. For each path $P \in \text{Int}_{\text{pot}}(e)$, e does the following. First of all, since e knows the path P (See definition 5.21), e knows the highest non highway edge of P , using this information, e breaks P into 2 paths P_{nh}, P_h , which are the paths comprised of the non highway, and highway edges of P , respectively. Note that since e knows the highest edge of P_{nh} , e also knows the lowest vertex of P_h , and therefore also the fragment of that node by Observation 4.9. e thus knows both paths P_{nh}, P_h , e constructs a set $\text{Int}_{\text{pot}}(e)^*$ which contains P_{nh}, P_h for all paths $P \in \text{Int}_{\text{pot}}(e)$.

Now, for each path $P \in \text{Int}_{\text{pot}}(e)^*$, e does the following.

- If P is a non highway path, e replaces P with the ancestor to descendant paths P_1, \dots, P_ℓ that satisfy the following. $P = \bigcup_{i=1}^{\ell} P_i = P$, furthermore, for each $i \in [\ell]$, all edges of P_i are in the same layer of the layer decomposition of the non highway decomposition (See Lemma 4.14), which is a different layer from all other paths in $\{P_1, \dots, P_{i-1}\}$. Note that since e knows P , e also knows P_1, \dots, P_ℓ , by the second bulleted point of Definition 5.21.
- If P is a highway path, e replaces P with the ancestor to descendant highway path P' such that $P' = \bigcup_{F' \in F_P} P_{F'}$. Here, F_P is the set of fragments F' such that $F' \cap P \neq \emptyset$, and $P_{F'}$ is the fragment highway of F' . Then, e takes P' and replaces it with the collection of highway boughs P'_1, \dots, P'_s , such that $P'_i, i \in [s]$ is in a different layer from all other paths in $\{P'_1, \dots, P'_{i-1}\}$. Furthermore, $P' \subseteq \bigcup_{i=1}^s P'_i$, and $P'_i \cap P' \neq \emptyset$ for all $i \in [s]$. We again note that since e knows P and the topology and layering of the skeleton tree, e knows P', P'_1, \dots, P'_s .

The resulting set is $\text{Int}_{\text{pot}}(e)_{\text{ext}}$. By construction, all bullet points of the claim hold. Lastly, we note that by claim 3.6, e knows whether a given path P in $\text{Int}_{\text{pot}}(e)_{\text{ext}}$ is orthogonal to e , above e or below e in the following way. For each path $P \in \text{Int}_{\text{pot}}(e)_{\text{ext}}$, $e = \{v, u\}$ knows the first and last vertices v_1, v_2 of P . e calculates $\text{LCA}(u, v_1), \text{LCA}(u, v_2)$. If $\text{LCA}(u, v_1) = u$, then e knows that P is below e . If $\text{LCA}(u, v_1) = v_1$, e concludes that P is above it if $\text{LCA}(u, v_2) = v_2$. Otherwise, it must hold that P is orthogonal to e because in Lemma 5.24, e kept paths only up to the LCA of e with the last vertex of the path.

□

5.5 Combining with tree decompositions

We now turn back to fragment and layering decomposition to see how Lemma 5.16 is useful. We prove a similar bound as in the lemma for the types of paths we work with in the algorithm. We also define being potentially interested in some refined ancestor to descendant path. For a given ancestor to descendant path P , denote by $\text{Int}_{\text{pot}}(P)_{\text{ext}}$ the set $\bigcup_{e \in P} \text{Int}_{\text{pot}}(e)_{\text{ext}}$.

We employ the following claim and observation throughout the section.

Claim 5.27. *Let e be some tree edge and let P_1, P_2 be some ancestor to descendant paths know to e , then e can deduce whether $P_1 \subseteq P_2$, or vice versa.*

Proof. e knows P_1, P_2 (See Definition 5.21), and therefore knows the highest and lowest vertices of both paths, v_1, v_2 are the highest respectively, and u_1, u_2 are the lowest respectively. e can compute $\text{LCA}(v_1, u_1), \text{LCA}(v_2, u_2)$. If $\text{LCA}(v_1, u_1) = v_1, \text{LCA}(v_2, u_2) = u_2$, then e can deduce that $P_2 \subseteq P_1$, since this happens iff $\text{LCA}(v_1, u_1) = v_1, \text{LCA}(v_2, u_2) = u_2$. Similarly, if $\text{LCA}(v_1, u_1) = u_1, \text{LCA}(v_2, u_2) = v_2$ then e can deduce that $P_1 \subseteq P_2$. \square

Observation 5.28. *If P and P' are two orthogonal paths in the tree, then $T(P)$ and $T(P')$ are edge disjoint, and $T(P^\downarrow)$ and $T(P'^\downarrow)$ are disjoint.*

Throughout the subsections below, we list down corollaries of Lemma 5.16. In each of which we show a set of paths \mathcal{P} such that P is non-splittable w.r.t. \mathcal{P} , and P is potentially interested in . Hence, in each case, we can bound the size of \mathcal{P} by B_{path} . We break into cases, according to weather the paths we consider are non-highways or highways.

Non highway-non highway case

We start by stating the following corollary of Lemma 5.16, and Claim 5.26.

Corollary 5.29. *For each $1 \leq i \leq L$, where L is the number of layers in the layering decomposition of the non highways (See Section 4.3), the following holds: Consider a non highway P which is a bough path of layer i . Let $j \geq i$, Then consider a set of paths $P' \in \text{Int}_{\text{pot}}(P)_{\text{ext}}$ such that P' is a non-highway path of layer j . Then it holds that the number of such paths is B_{path} .*

Using this corollary, we prove the following Claim.

Claim 5.30. *Consider a non highway bough P' of layer i , and denote by $\text{Int}_{\text{pot}}(P')_i$ the set of non highway paths of layer at least i that P' is orthogonal to them and are included in $\text{Int}_{\text{pot}}(P')_{\text{ext}}$. Then, in $\tilde{O}(D_{\text{frag}})$ rounds, all vertices in $T(P')$ can learn $\text{Int}_{\text{pot}}(P')_i$. This can be done for all such non highways in parallel.*

Proof. From Claim 5.26, we know that P' is potentially interested in all paths in $\text{Int}_{\text{pot}}(P')_i$. Furthermore, each edge $e \in P'$ knows the set of non highways paths it is potentially interested in by layers that are orthogonal to P' , this is done by checking LCA of the highest edge of P' (which e knows since e knows the path from the root to e) with the first and last vertex of a given non highway path $P'' \in \text{Int}_{\text{pot}}(e)_{\text{ext}}$, as done in the proof of Claim 5.26.

Thus, by Corollary 5.29, and by iterating over at most $O(\log n)$ layers. we deduce that $|\text{Int}_{\text{pot}}(P')_i| = O(\log^2 n)$, since a collection of non highways of any given layer are orthogonal to one another. From definition 5.21, we know that the information regarding each path in $\text{Int}_{\text{pot}}(P')_i$ is of size $O(\log^2 n)$. Thus, denote by e_0 the highest edge of P , we can deduce that in $\tilde{O}(D_{\text{frag}})$ rounds, e_0 can learn all of $\text{Int}_{\text{pot}}(P)_i$ using pipe-lining. Then e_0 uses Claim 5.27 to figure out which of the paths it received are contained in other paths and may be discarded. Then, e broadcasts the remaining information down to $T(P)$, again in $\tilde{O}(D_{\text{frag}})$ rounds. \square

Non highway-highway case

We start by stating the following corollary of Lemma 5.16. Note that, a non-highway path cannot occur in a root to highway path by definition—any non-highway path is non-splittable w.r.t. any highway path. Furthermore, any highway path that a non highway edge is potentially interested in was separated into a collection of paths that are all not orthogonal to one another.

That immediately gives us the following corollary.

Corollary 5.31. *Let P be some non-highway path P , and let \mathcal{P} be some set of pairwise orthogonal super highway paths. Then $|\text{Int}_{\text{pot}}(P)_{\text{ext}} \cap \mathcal{P}| = B_{\text{path}}$*

Using this corollary, we prove the following claim.

Claim 5.32. *Given a non highway bough P of layer i , denote by $\text{Int}_{\text{pot}}(P)_h$ the set of super highways paths that are included in $\text{Int}_{\text{pot}}(P)_{\text{ext}}$, which are not in the same fragment as P . Thus, in $\tilde{O}(D_{\text{frag}})$ rounds, all the vertices in $T(P)$ can know all the paths in $\text{Int}_{\text{pot}}(P)_h$. This can be done in parallel for all non highways boughs of layer i .*

Proof. At the beginning, all the paths in $\text{Int}_{\text{pot}}(P)_h$ are known to some edge in P , denote by e the highest edge in P . First, each edge $e' \in P$ up-casts the information about the paths from $\text{Int}_{\text{pot}}(P)_h$ that it knows to e . Using pipe-lining, and due to Corollary 5.35, that gives us that the amount of such paths is $O(\log^2 n)$. This is true since the amount of such paths of any given layer in the skeleton tree decomposition is $B_{\text{path}} = O(\log n)$, since any collection of paths of any given layer are pairwise orthogonal. Iterating over all possible $O(\log n)$ layers gives us the desired bound. Due to the fact that the description of each path has size $O(\log^2 n)$ (See Definition 5.21), this can be completed in $\tilde{O}(D_{\text{frag}})$ rounds. Now, $e = \{v, p(v)\}$, v down-casts to all vertices in $v^\downarrow = T(P)$ the information about all of $\text{Int}_{\text{pot}}(P)_h$, this again by the same arguments takes $\tilde{O}(D_{\text{frag}})$ rounds as required. \square

Furthermore, we obtain the following Corollary of Lemma 5.16. Consider any highway path contained in a fragment. Any path which is outside the fragment cannot split the highway path inside the fragment.

Corollary 5.33. *Let P be some highway path contained in a single fragment F . Denote by \mathcal{P}_i the set of non-highway paths P' of layer i that satisfy $P' \cap F = \emptyset$, (i.e. they are not in the fragment F) that are included in $\text{Int}_{\text{pot}}(P)_{\text{ext}}$. Then $|\mathcal{P}_i| = B_{\text{path}}$ for all i .*

with this corollary in hand, we prove the following claim.

Claim 5.34. *For a given highway path P contained in a single fragment F , denote by $\text{Int}_{\text{pot}}(P)_{nh}$ the set of non highway paths of a given layer that are included in $\text{Int}_{\text{pot}}(P)_{\text{ext}}$, that are not in the fragment F . Then, in $\tilde{O}(D_{\text{frag}})$ rounds, all the vertices can learn about $\text{Int}_{\text{pot}}(P)_{nh}$.*

Proof. At the beginning, all the paths in $\text{Int}_{\text{pot}}(P)_{nh}$ are known to some edge in P , denote by r_F the highest vertex in the highway P . First, each edge $e \in P$ up-casts the information about the paths from $\text{Int}_{\text{pot}}(P)_{nh}$ that it knows to r_F . Using pipe-lining, and due to Corollary 5.35, that gives us that the amount of such paths is $O(\log^2 n)$ by applying the corollary on each layer separately, and due to the fact that there are $O(\log n)$ layers. Due to the fact that the description of each path has size $O(\log^2 n)$, this can be completed in $\tilde{O}(D_{\text{frag}})$ rounds. Now, r_F uses Claim 5.27 to figure out which of the paths it collected can be discarded because they are contained in other paths. Then, r_F down-casts to all vertices in F the remaining information about all of $\text{Int}_{\text{pot}}(P)_{nh}$, this again by the same arguments takes $\tilde{O}(D_{\text{frag}})$ rounds as required. \square

Highway-highway case

We again begin with a corollary of Lemma 5.16.

Corollary 5.35. *Let P be some highway path contained a single fragment F . Denote by \mathcal{P} some set of pairwise orthogonal highway paths that P is potentially interested in. Then $|\mathcal{P}| = B_{\text{path}}$.*

Using this corollary, we also aim to prove the following important theorem, which is essential to achieving an optimal running time for the algorithm. Before stating the theorem, we introduce some relevant notation and definitions.

Observation 5.36. *Given two bough highway paths P_1, P_2 of layer i , then P_1 and P_2 are orthogonal.*

Proof. Consider the highest fragments in P_1, P_2 , denoted by F_1, F_2 respectively. Denote by e_1, e_2 the corresponding edges of F_1, F_2 in the skeleton tree, since both are of layer i , then e_1, e_2 are orthogonal. Thus F_1, F_2 are orthogonal, and this concludes the proof. \square

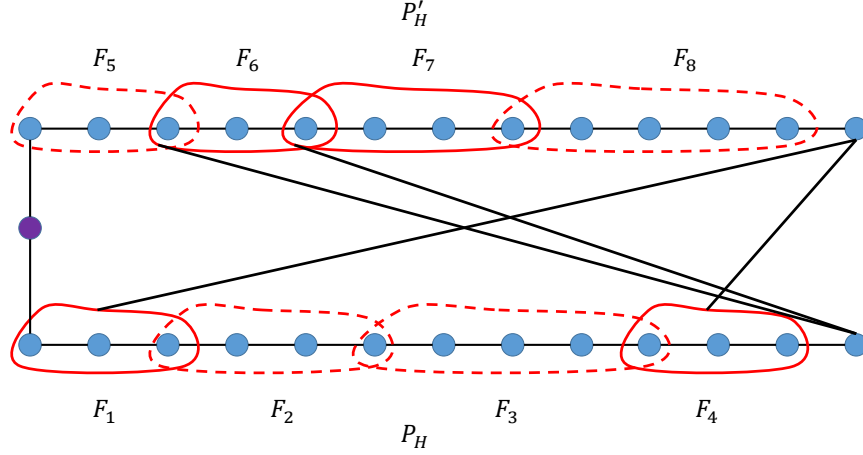


Figure 11: Example of two highways, with the purple vertex being the root of the tree. Fragments are circled in red. Dotted fragments are inactive with respect to this pair. Black lines represent a high amount of weight in terms of edges going from the respective fragment to the respective subtree of the vertex on the right.

Denote by \mathcal{P} the set of bough highway paths. Each bough highway path can be spread across multiple fragments. For such a path P , we define by \mathcal{F}_P the set of corresponding fragments of P , i.e. $\mathcal{F}_P = \{F \in \mathcal{F} \mid E(F) \cap P \neq \emptyset\}$. For a fragment $F \in \mathcal{F}_P$, we denote the subpath of P contained in F to be P_F . Given a pair (P_0, P_1) of bough highway paths, for a fragment $F \in \mathcal{F}_{P_1}$, P_F is called *active*, if P_F is potentially interested in P_0 . We also abuse notation and say that $P_F \subseteq (P_1, P_2)$ if $P_F \subseteq P_1$ or $P_F \subseteq P_2$.

Theorem 5.37. *Given the set of bough highway paths \mathcal{P} as defined in Definition 5.22, one can construct a set $R \subseteq \mathcal{P} \times \mathcal{P}$ such that the following holds.*

1. *If $(P_1, P_2) \in R$, then P_1 is potentially interested in some highway subpath of P_2 , and vice versa.*
2. *For any fragment F , it holds that $R_F = |\{(P_1, P_2) \in R \mid P_F \subseteq (P_1, P_2); P_F \text{ is active}\}| = B_{\text{path}} \cdot \log n$.*
3. *if $e_1 \in P, e_2 \in P'$ are highway edges on different bough highway paths P, P' that define the min 2-respecting cut of T , then w.h.p. $(P, P') \in R$. Furthermore, e_1 is in the active fragments of P , and e_2 is in the active fragments of P' .*
4. *All the vertices in the graph G can learn the set R in time $\tilde{O}(D + \sqrt{n})$. Furthermore, for each pair $(P_1, P_2) \in R$, all the vertices of G know who are the active fragments in the pair (P_1, P_2) .*
5. *For all $(P_1, P_2) \in R$, it holds that P_1 and P_2 don't split one another (See Section 5.3).*

Proof. Define the following initial pairing

$$R^* = \{(P_1, P_2) \in \mathcal{P} \times \mathcal{P} \mid P_1 \text{ is potentially interested in some highway subpath of } P_2 \text{ and vice versa}\}$$

We first prove that R^* satisfies all requirements of the theorem, except for maybe the last one, and then we modify R^* to meet all requirements. Clearly R^* satisfies condition 1 of the theorem. Now, for the other requirements. Consider some fragment F in some bough highway path P , and the set R_F . Now, By Observation 5.36 and by Corollary 5.35, we know that P_F is potentially interested in at most B_{path} highway paths of any given layer. Thus, since the number of layers is $O(\log n)$, P_F is potentially interested in at most $B_{\text{path}} \cdot \log n$ highway paths of a given layer. Thus there can be at most $O(B_{\text{path}} \cdot \log n)$ pairs $(P, P') \in R^*$ s.t. P_F is active with respect to that pair. This concludes requirement 2 of the theorem.

for the third requirement, assume e_1, e_2 are such edges and P_1, P_2 their respective bough highway paths. Now, by Lemma 5.10, and Lemma 5.24 and discussion right afterwards, we know that w.h.p $P'_1 \in \text{Int}_{\text{pot}}(e_2)$ and $P'_2 \in \text{Int}_{\text{pot}}(e_1)$ for some paths $P'_1 \subseteq P_1, P'_2 \subseteq P_2$. Thus by definition of R^* , we can deduce that $(P, P') \in R^*$.

Now, for the fourth requirement. Consider a fragment F , each bough highway path that P_F is potentially interested in is known to some vertex in P_F . This is true by definition 5.8 interesting paths and Claim 5.26. Furthermore, since there are $N_{frag} = O(\sqrt{n})$ fragments, and each highway path contained in a single fragment is active in at most $O(B_{path} \cdot \log n)$ pairs $(P, P') \in R$, one can deduce that $|R^*| = O(\sqrt{n} \cdot B_{path} \cdot \log n)$. Thus, using a BFS tree of the network, the network can elect some leader vertex v_0 , and upcast towards it the elements of R , where each vertex v sends the pairs of which it is participating in and its fragment is active along with the Id of the fragment F that v is contained in (and thus F is active in all these pairs). Again, this can be done since each bough highway path that P_F is potentially is known to some vertex in P_F . Thus all pairs in R^* in which P_F is active are known to vertices in P_F . Then, v_0 broadcasts these pairs along with the active fragments for each pair back to all other nodes. Using pipe-lining, both of these procedures can be completed in $\tilde{O}(D + \sqrt{n})$ rounds, as required. This is true since the total amount of Ids of active fragments that v_0 needs to send is $O(N_{frag} \cdot B_{path} \cdot \log n)$.

Now, each vertex v does the following internally. v goes over all pairs $(P_1, P_2) \in R^*$, if P_1, P_2 don't split one another, v does nothing and continues to the next pair. Otherwise, v removes the pair (P_1, P_2) from R^* and does the following. Assume w.l.o.g that P_1 splits P_2 , v knows both paths P_1, P_2 , and therefore v knows the vertex which P_1, P_2 intersect, denote it by u . note that since we are dealing with bough highways in the skeleton tree, it must hold that u is d_F for some fragment F . v splits the path P_2 into 2 paths, P'_2, P''_2 . Here, P'_2 is the subpath of P_2 which includes all edges higher than u , and P''_2 includes all the rest of the edges. Note that Both P'_2, P''_2 are super highways, this is since as said, u is d_F for some Fragment F . Now v considers the pairs $(P_1, P'_2), (P_1, P''_2)$, note that both of these pairs do not split each other. Now, since v knows the active fragments of P_2 with respect to the pair (P_1, P_2) , v knows whether P'_2, P''_2 are potentially interested in P_1 , and if so, knows the active fragments in the pairs $(P_1, P'_2), (P_1, P''_2)$. If one of P'_2, P''_2 is not potentially interested in P_1 , v discards the appropriate pair. Then, v adds to R^* the pair (P_1, P'_2) if it wasn't discarded, and the pair (P_1, P''_2) if it wasn't discarded.

Denote the resulting set by R .

The first criteria of the theorem holds. for the second criteria, since the number of pairs each fragment is active in in the transition from R^* to R doubled at most, this criteria holds as well.

Since each vertex knows R^* , and each vertex constructs R without any further communication, the third criteria also holds.

The fifth criteria holds since by the modification we made to R^* , every pair of paths in R don't split one another. This concludes the proof. \square

6 Algorithms for short paths

During our algorithm, many times we consider two ancestor to a descendant sub-paths P', P of length $O(D_{frag})$, and find the min 2-respecting cut that has one edge in P' , and one edge in P . In this section, we describe how to compare two such sub-paths. We divide to cases according to whether P' and P are in a highway or not. In all our claims we assume that each edge e knows the value $\text{Cov}(e)$, which can be obtained from Claim 4.5. Before explaining the algorithm, we start with some simple claims that would be useful later.

6.1 Preliminaries: Basic subroutines on a tree

During our algorithm many times we run basic computations in trees, mostly in the trees $T(P)$ of non-highways, on the trees F_P defined by fragments, and on a BFS tree of the graph. We next discuss such computations and explain how to run many such computations in a pipelined manner.

Broadcast. In a broadcast computation, the root of the fragment has a message of size $O(\log n)$ to pass to the whole tree. This requires time proportional to the diameter of the tree, as the root starts by sending the message to its children, that in the next round pass it to their children, and so on. Note that the computation requires sending only one message on each one of the edges of the tree.

Aggregate computation in a tree.

In an aggregate computation in a tree T' (sometimes called convergecast), we have an associative and commutative function f with inputs and output of size $O(\log n)$ (for example, f can be sum or minimum). Each vertex $v \in T'$ initially has some value x_v of $O(\log n)$ bits, and the goal of each vertex is to learn the output of f on the inputs $\{x_v\}_{v \in T'_v}$, where T'_v is the subtree rooted at v .

Computing an aggregate function is done easily, as follows. We start in the leaves, each one of them v sends to its parent its value x_v , each internal vertex applies f on its input and the inputs it receives from its children, and passes the result to its parent. The time complexity is proportional to the diameter of the tree. Moreover, the algorithm requires sending only one message on each one of the tree edges, which allows to pipeline such computations easily.

Claim 6.1. *Let T' be a tree of diameter $D_{T'}$, and assume we want to compute c_1 broadcast computations and c_2 aggregate computations in T' . Then, we can do all computations in $O(D_{T'} + c_1 + c_2)$ time. Moreover, we can work in parallel in trees that are edge-disjoint.*

Proof. As explained above, each broadcast or aggregate computation requires $O(D_{T'})$ time, and the computation requires only communication on edges of the tree. To complete the proof, we explain how to pipeline the computations efficiently. By the description, each broadcast requires sending only one message from each vertex to each one of its children, when we go over the tree from the root to the leaves, hence clearly we can pipeline such computations. Similarly, an aggregate computation requires sending one message from each vertex to its parent, when we go over the tree from the leaves to the root, which can also be pipelined easily. Since the two types of computations send messages in opposite directions, they do not interfere with one another, and we can run broadcast and aggregate computations in the same time, which results in a complexity of $O(D_{T'} + c_1 + c_2)$ time. \square

Tree computations in a fragment F_P .

When we work on fragments F_P during the algorithm, we use aggregate computations in two different directions. Recall that each fragment F_P , has a highway P , which is a path between the root r_P and descendant d_P of the fragment, and additional sub-trees attached to P that are contained entirely in the fragment. We will need to do *standard* aggregate computations as described above, where r_P is the root, but also computation *in the reverse direction*, where we think about d_P as the root and orient all edges in the fragment accordingly. See Figure 12 for an illustration.

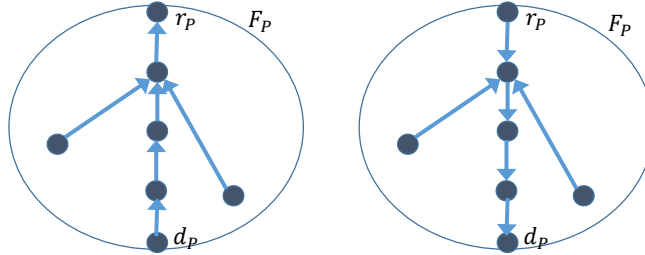


Figure 12: Possible orientations of the fragment F_P . On the left appears a standard orientation where r_P is the root, and on the right appears an orientation where d_P is the root. Note that the only edges that changed their orientation are highway edges.

We next show that we can pipeline aggregate computations in both directions and broadcast computations efficiently.

Claim 6.2. *Let F_P be a fragment with its highway denoted by P , and assume we want to compute c_1 broadcast computations, c_2 aggregate computations, and c_3 aggregate computations in the reverse direction in F_P . Then, we can do all computations in $O(D_{\text{frag}} + c_1 + c_2 + c_3)$ time. Moreover, we can work in parallel in different fragments.*

Proof. Pipelining of broadcast and aggregate computations is already discussed in the proof of Claim 6.1. We next explain how we pipeline also aggregate computations where d_P is the root. To pipeline aggregate computations in two different directions (where r_P and d_P are the roots in the two computations), we work as follows. Note that orienting edges towards d_P only changes the orientation of highway edges (see Figure 12 for an illustration), hence in all subtrees attached to the highway, the communication pattern in the two computations is identical, and we can just pipeline them as before. On highway edges, we send messages in opposite directions in both computations, hence they do not interfere and we can run them on the same time. To pipeline a broadcast (from r_P) and an aggregate computation with root d_P , we work as follows. On the subtrees attached to the highway, we send messages on opposite directions in these computations, hence

they do not interfere. On highway edges, we send messages on the same direction, from r_P towards d_P , since both computations send one message per edge in the same direction, we can just pipeline them, as we would pipeline two broadcast computations. This completes the proof. \square

We next discuss additional notation and claims required. We denote by $p(v)$ the parent of v . For the algorithm, we first make sure that the highest and lowest edges in each highway are known to all vertices, which takes $O(D + N_{\text{frag}})$ time.

Claim 6.3. *In $O(D + N_{\text{frag}})$ time all vertices can learn the highest and lowest edges in each highway.*

Proof. This requires collecting and sending $O(1)$ information per fragment, which can be done in $O(D + N_{\text{frag}})$ time using upcast and broadcast in a BFS tree. \square

6.2 Simple cases where P' is a non-highway

In this section we discuss the following cases:

1. P' and P are non-highways.
2. P' is a non-highway and P is the fragment highway in the fragment of P' .
3. The two edges defining the cut are in the same non-highway path P' .

We start with the following claim that is useful for cases involving a non-highway.

Claim 6.4. *Let P' be a non-highway path, and let e be an edge outside $T(P')$, such that $\{e, \text{Cov}(e)\}$ is known to all vertices in $T(P')$. Then, using one aggregate computation in $T(P')$, each edge $e' \in P'$ can compute the value $\text{Cut}(e', e)$. In addition, for different paths P' that are not in the same root to leaf path, these computations can be done in parallel.*

Proof. Let $e' \in P'$. By Claim 3.4, $\text{Cut}(e', e) = \text{Cov}(e') + \text{Cov}(e) - 2\text{Cov}(e', e)$. Also, e' knows $\text{Cov}(e)$ and $\text{Cov}(e')$, hence to compute $\text{Cut}(e', e)$, the edge e' should compute $\text{Cov}(e', e)$. As any edge that covers a tree edge $e' = \{v', p(v')\}$ where $p(v')$ is the parent of v' , has one endpoint in the subtree of v' by Claim 3.3, it follows that the edges that cover e' and e are exactly all the edges that cover e and have exactly one endpoint in the subtree of v' . This subtree is contained in $T(P')$. Note that any edge x that covers e' and e cannot have both endpoints in $T(P')$, as otherwise the tree path covered by x is contained entirely in $T(P')$, but as e is outside $T(P')$, x cannot cover e in this case, which leads to a contradiction. Hence, to learn about the total cost of the edges that cover e and e' we need to do one aggregate computation in $T(P')$: letting each vertex $v' \in T(P')$ learn about the total cost of edges incident on the subtree of v' that cover e . This can be done using a convergecast in $T(P')$, where each vertex sends to its parent the total cost of edges in its subtree that cover e , this includes the sum of costs of edges it receives from its children and the cost of such edges adjacent to it. To implement this efficiently we need an efficient way to determine for each non-tree edge whether it covers a specific edge e , this can be done using Claim 3.6. Hence, all the edges $e' \in P'$ can compute $\text{Cut}(e', e)$ using one aggregate computation in the subtree of P' . Since the whole computation was done in $T(P')$, the same computation can be done in parallel for other paths not in the same root to leaf path with P' . \square

Claim 6.4 immediately solves the case that P' is a non-highway and P is either a non-highway above P' in the same fragment, or the highway of the fragment of P , as we show next.

Claim 6.5. *Let P' be a non-highway in the fragment $F_{P'}$ and assume that all vertices in $T(P')$ know the complete structure of P' . In $O(D_{\text{frag}})$ time, all edges $e' \in P'$, can compute the values $\text{Cut}(e', e)$ for all edges $e \in F_{P'}$ that are either above P' in the same fragment, or in the highway of $F_{P'}$. The computation can be done in parallel for different paths P' not in the same root to leaf path.*

Proof. First, using Claim 4.2, in $O(D_{\text{frag}})$ time, all edges e' in the fragment of P' can learn the values $\{e, \text{Cov}(e)\}$ for all edges e on the paths between e' to the root $r_{P'}$ and descendant $d_{P'}$ of the fragment $F_{P'}$. This can be done for all edges and all fragments simultaneously. If we focus our attention to edges $e' \in P'$, the paths it learned about contain some non-highway path above e' that connects e' to the highway, and all the edges of the highway P of $F_{P'}$. If we exclude from these paths all edges contained in P' (which can be done easily as P' is known), we have that the rest of edges, denoted by E' , include exactly all non-highways above P'

in the fragment, and the highway P . All the edges of E' are not in $T(P')$. Additionally, $|E'| = O(D_{\text{frag}})$, as it is composed of two paths inside the fragment. Hence, we can use Claim 6.4, and compute the values $\text{Cut}(e', e)$ for all $e' \in P', e \in E'$ using $O(D_{\text{frag}})$ aggregate computations. Using pipelining, the overall complexity is $O(D_{\text{frag}})$. As the computation was inside $T(P')$, it can be done in parallel for other paths not in the same root to leaf path. \square

Also, we can adapt the proof of Claim 6.4 to take care of the case that both edges defining the cut are in the same non-highway P' .

Claim 6.6. *Let P' be a non-highway, and assume that all vertices in $T(P')$ know all the values $\{e, \text{Cov}(e)\}_{e \in P'}$. Then, in $O(D_{\text{frag}})$ time, each edge $e' \in P'$, can compute the values $\text{Cut}(e', e)$ for all edges e above it in P' . The computation can be done in parallel for different paths P' not in the same root to leaf path.*

Proof. Fix an edge $e = \{v, p(v)\} \in P'$. Let $T_v \subset T(P')$ be the subtree rooted at v . We run an aggregate computation in T_v to let all edges $e' \in T_v$ compute the value $\text{Cut}(e', e)$. The computation is identical to the computation described in the proof of Claim 6.4, with the difference that we stop the computation in v , i.e., the computation is only inside T_v and not in $T(P')$, as $e \notin T_v$, we can follow the same computation. At the end of the computation, all edges e' below e in P' know the value $\text{Cut}(e', e)$. To do so for all edges $e \in P$, we pipeline the computations which takes $O(D_{\text{frag}})$ time. \square

We are now left with the case that P' and P are orthogonal non-highways. We use Claim 6.4 again to deal with this case. Note that the non-orthogonal case was already covered in Claim 6.5, as a non-highway path P can be in the same root to leaf path with P' only if they are in the same fragment, as the path from a non-highway path to the root is composed of a non-highway inside the fragment, and highways above it in other fragments. We will later show in our algorithm that we only compare orthogonal non-highway paths P' and P such that there is an edge between $T(P')$ and $T(P)$. Hence, we focus in this case.

Claim 6.7. *Let P' be a non-highway and let P be a non-highway path not in the same root to leaf path with P' . Assume that there is an edge f between $T(P'^{\downarrow})$ and $T(P^{\downarrow})$, that is known to all vertices in $T(P')$. Also, assume that at the beginning of the computation all vertices in $T(P)$ know all values $\{e, \text{Cov}(e)\}_{e \in P}$. Then, in $O(D_{\text{frag}})$ time, all edges $e' \in P'$ can compute the values $\{e, \text{Cut}(e', e)\}_{e \in P}$. The computation can be done in parallel for different paths P' not in the same root to leaf path.*

Proof. As all vertices in $T(P)$ know the values $\{e, \text{Cov}(e)\}_{e \in P}$, and the edge f has an endpoint in $T(P)$ and an endpoint in $T(P')$, it knows this information, and can pass it to all vertices in $T(P')$ using $O(D_{\text{frag}})$ aggregate and broadcast computations in $T(P')$. Note that since the subtrees $T(P'^{\downarrow})$ are disjoint for non-highways not in the same root to leaf path, the edge f is different for different such paths P' , which allows working in parallel as needed. As P and P' are not in the same root to leaf path, we have that all edges $e \in P$ are not in $T(P')$, hence we can use Claim 6.4 to let all edges $e' \in P'$ learn the values $\{e, \text{Cut}(e', e)\}$, this takes $O(D_{\text{frag}})$ time using pipelining, and can be done in parallel for different non-highways P' not in the same root to leaf path. \square

6.3 P' is a non-highway and P is a highway

Here we focus on the case that P' is a non-highway and P is the highway of a different fragment. The case that P is in the same fragment was already discussed in the previous section. Let $e' \in P', e \in P$, we next look at the value $\text{Cov}(e', e)$. See Figure 13 for an illustration. We need the following definitions.

- $\text{Cov}_F(e', e)$ is the cost of all edges that cover e' and e and have one endpoint in $T(P'^{\downarrow})$ and one endpoint in the fragment F_P of P .
- $\text{Cov}^{\text{extr}}(e', P)$ the cost of all edges that cover e' and the whole highway P , and have one endpoint in $T(P')$ and both endpoints outside F_P .

We next show that all the edges that cover e' and e are in one of the above categories.

Claim 6.8. *Let $e' \in P', e \in P$ where P' is a non-highway, and P is a highway in a different fragment F_P . Then $\text{Cov}(e', e) = \text{Cov}_F(e', e) + \text{Cov}^{\text{extr}}(e', P)$.*

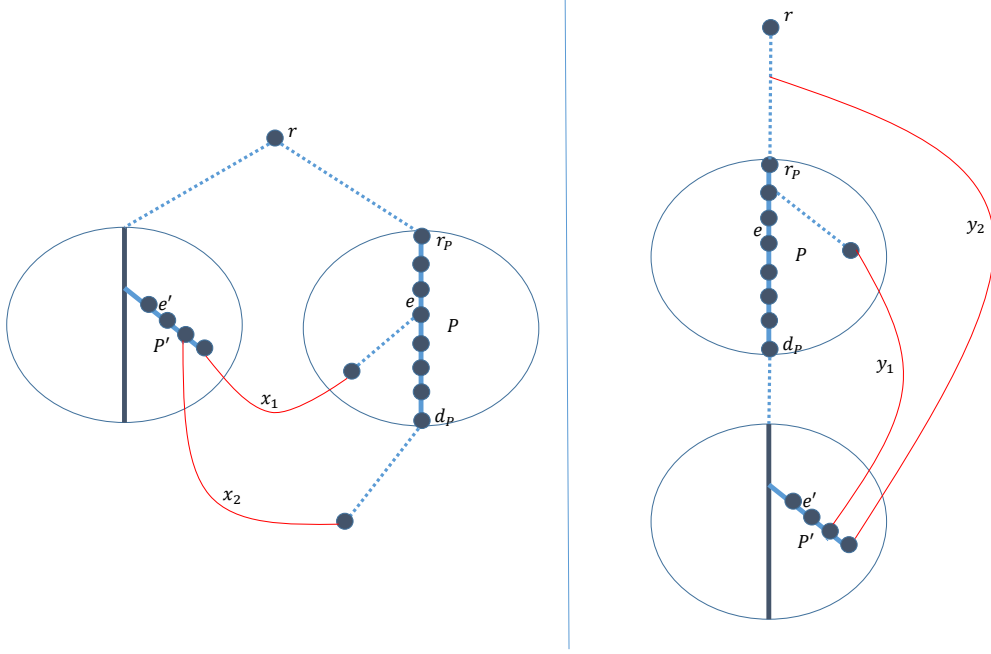


Figure 13: Examples of a non-highway P' and a highway P . On the left, P' and P are orthogonal, and on the right, P is above P' . The edges x_1 and y_1 are examples of edges counted in $\text{Cov}_F(e', e)$, and the edges x_2 and y_2 are examples of edges counted in $\text{Cov}^{\text{extr}}(e', P)$.

Proof. First note that by Claim 3.3, any edge x that covers e' has one endpoint in the subtree $T(P'^4)$ which is inside the fragment $F_{P'}$ of P' . Now the edges that cover e' and e are all the edges with one endpoint in $T(P')$ that cover e' and e . If the second endpoint of the edge is in the fragment F_P , these edges are counted in $\text{Cov}_F(e', e)$. To complete the proof, we need to show that any edge x that covers e' and e and has both endpoints outside F_P , must cover the whole highway P . If $x = \{u, v\}$ covers both e' and e with both endpoints outside F_P and $u \in T(P')$, the unique $u - v$ path in the tree starts in the fragment $F_{P'}$, and then enters and leaves the fragment F_P . From the structure of the decomposition, the only two vertices in F_P that are connected by an edge to vertices outside the fragment are the ancestor r_P and descendant d_P of the fragment, hence any path that enters and leaves F_P must include r_P and d_P and the whole path between them, which is the highway P . Hence, x must cover the whole highway P as needed. \square

We next explain how $\text{Cov}_F(e', e)$ and $\text{Cov}^{\text{extr}}(e', P)$ are computed.

Computing $\text{Cov}_F(e', e)$.

Claim 6.9. *Let P' be a non-highway and let P be a highway of the fragment F_P . Given an edge $e \in P$, using an aggregate computation in $T(P')$, all edges $e' \in P'$ can compute the value $\text{Cov}_F(e', e)$.*

Proof. The proof is similar to the proof of Claim 6.4. When we fix an edge $e \in P$, computing $\text{Cov}_F(e', e)$ for all edges $e' \in P'$ is an aggregate computation in $T(P')$. This follows as the edges counted in $\text{Cov}_F(e', e)$ for $e' = \{v', p(v')\}$ are all the edges with one endpoint in the subtree of v' (which is contained in $T(P')$) and one endpoint in F_P that cover e' and e . To compute the cost of those we just run an aggregate computation in $T(P')$. Note that for each edge x with an endpoint v in $T(P')$, v knows if the second endpoint is in F_P , and also can deduce from the LCA labels using Claim 3.6 whether x covers e and e' , which allows computing the aggregate function. At the end of the computation, each vertex $v' \in T(P')$ knows exactly the cost of edges in its subtree that cover e' and e with the second endpoint in F_P , which is exactly $\text{Cov}_F(e', e)$ for $e' = \{v', p(v')\}$. \square

Claim 6.10. *Let P' be a non-highway and let P be the fragment highway of the fragment F_P . Given an edge $e' \in P'$, using an aggregate computation in F_P , all edges $e \in P$ can compute the value $\text{Cov}_F(e', e)$.*

Proof. Here we break into cases according to the connection between P' and P . One case is that they are orthogonal, and one case is that P is a highway above P' . Note that from the structure of the decomposition, there are no other cases, as any path in the tree between a descendant and an ancestor starts with a non-highway and highways above it, so we cannot have P' above P . Note also that all vertices know the complete structure of the skeleton tree, and can deduce accordingly in which one of the two cases we are.

Case 1: P' and P are orthogonal. Here we know that $T(P')$ and $T(P)$ are disjoint, hence from Claim 3.3 it follows that all edges that cover $e' \in P'$ and $e \in P$ have one endpoint in $T(P')$ and one endpoint in $T(P)$. Note that $T(P)$ is not necessarily contained in F_P , but since we are interested only in computing $\text{Cov}_F(e', e)$, we are only interested in edges with one endpoint in $T(P')$ and one endpoint in $T(P) \cap F_P$ that cover e' and e . Computing the total cost of these edges requires one aggregate computation in $T(P) \cap F_P$, and follows exactly the computation described in the proof of Claim 6.9.

Case 2: P is above P' . Here we need to do an aggregate computation in the reverse direction, to explain this we first take a closer look on edges that cover e' and e in this case. Since e' is below e in the tree, any tree path that contains both of them must include the whole tree path between them, which in particular includes a part between the descendent d_P of the fragment F_P to $e \in P$. Hence, we need to sum the cost of edges that cover e' and e and also the whole path between e and d_P . To compute it, it would be helpful to reverse the orientation in the fragment F_P , such that now d_P is the root of the fragment. Now if $e = \{v, d(v)\}$ where $d(v)$ is the vertex closer to d_P , all edges that cover e' and the path between e and d_P and have an endpoint in F_P , must have an endpoint in the subtree of v according to the new orientation (the subtree that includes everything below v when we think about d_P as the root). Hence, to compute the total cost of edges that cover e' and e and have one endpoint in F_P , we just do one aggregate computation in F_P in the reverse direction to sum the costs of these edges. At the end of the computation, the vertex v such that $e = \{v, d(v)\}$ knows exactly $\text{Cov}_F(e', e)$. Similarly, for each edge $e \in P$, one of its endpoints knows $\text{Cov}_F(e', e)$ as needed. \square

Computing $\text{Cov}^{\text{extr}}(e', P)$.

Claim 6.11. *In $O(D_{\text{frag}} + N_{\text{frag}})$ time, all edges e' in the non-highway P' can compute the values $\text{Cov}^{\text{extr}}(e', P)$ for all highways P . Moreover, this computation can be done in all non-highways in the same layer simultaneously.*

Proof. Let $e' = \{v', p(v')\} \in P'$, and fix a highway P . The edges that cover e' have one endpoint in $T(P') \subseteq F_{P'}$ by Claim 3.3. Hence, to compute the total cost of edges that cover e' and the whole highway P we just need to do one aggregate computation in $T(P')$. To implement the computation, we need to explain how given an edge x we know if it covers the whole highway P and if both its endpoints are outside F_P . The second is immediate. For the first, note that x covers the whole highway P iff it covers the highest and lowest edges in the highway, since in this case it must cover the whole path between them which is the highway. As the highest and lowest edges in the highway are known to all vertices by Claim 6.3, and since we can use LCA labels of edges to learn if x covers some edge by Claim 3.6, we can compute the aggregate function. At the end of the computation, each vertex $v' \in P'$ knows the total cost of edges in its subtree that cover the whole highway P and have both endpoints outside F_P , this is exactly $\text{Cov}^{\text{extr}}(e', P)$ for the edge $\{v', p(v')\}$. This requires one aggregate computation. To compute the values $\text{Cov}^{\text{extr}}(e', P)$ for all highways we run $O(N_{\text{frag}})$ such computations, which results in $O(D_{\text{frag}} + N_{\text{frag}})$ time as we pipeline the computations. As the whole computation was inside $T(P')$, we can run in parallel in disjoint subtrees, and in particular we can run the computations in parallel for all non-highways P' in the same layer. \square

An algorithm for two paths.

We next explain how given a non-highway P_0 and a highway P_1 we compute the values $\{\text{Cut}(e', e)\}_{e' \in P_0, e \in P_1}$. We start by discussing the case that there is an edge between $T(P_0)$ and F_{P_1} .

Lemma 6.12. *Let P_0 be a non-highway in the fragment F_{P_0} and let P_1 be the fragment highway of a different fragment F_{P_1} , and assume that there is an edge f between $T(P_0^\perp)$ and F_{P_1} . Let $E_0 \subseteq P_0$ be a set of edges in P_0 we compare to P_1 , and $E_1 \subseteq P_1$ be a set of edges in P_1 that we compare to P_0 . Additionally, assume that at the beginning of the computation the following information is known:*

- All vertices in $T(P_0)$ know the identity of the edge f , The identity of all the edges in E_0 , and for each edge $e' \in E_0$, the values $\text{Cov}(e')$, $\text{Cov}^{\text{extr}}(e', P_1)$.
- All vertices in F_{P_1} know the identity of the edge f , the identity of all the edges in E_1 , and for each edge $e \in P_1$, the value $\text{Cov}(e)$.

We can compute the values $\{\text{Cut}(e', e)\}_{e' \in P_0, e \in P_1}$ in the following two ways.

1. In $O(|E_1|)$ aggregate and broadcast computations in $T(P_0)$, where at the end of the computation each edge $e' \in E_0$ would know the values $\text{Cut}(e', e)$ for all edges $e \in E_1$.
2. In $O(|E_0|)$ aggregate and broadcast computations in F_{P_1} , where at the end of the computation each edge $e \in E_1$ would know the values $\text{Cut}(e', e)$ for all edges $e' \in E_0$.

Proof. We start by proving Case 1 where the computations are done in $T(P_0)$. First, we use the edge f that has an endpoint in $T(P_0)$ and an endpoint in F_{P_1} to pass information from F_{P_1} to $T(P_0)$. As f has an endpoint in F_{P_1} it knows the values $\{e, \text{Cov}(e)\}_{e \in E_1}$ and can pass them to all vertices in $T(P_0)$ using $O(|E_1|)$ aggregate and broadcast computations in $T(P_0)$. Let $e' \in E_0, e \in E_1$. From Claims 3.4 and 6.8, we have

$$\text{Cut}(e, e') = \text{Cov}(e) + \text{Cov}(e') - 2\text{Cov}(e, e'),$$

$$\text{Cov}(e', e) = \text{Cov}_F(e', e) + \text{Cov}^{\text{extr}}(e', P_1).$$

An edge $e' \in E_0$ already knows $\text{Cov}(e')$ and $\text{Cov}^{\text{extr}}(e', P_1)$, and from the broadcast it also knows the value $\text{Cov}(e)$ for all edges $e \in E_1$. Hence, to compute the value $\text{Cut}(e', e)$ for a specific edge $e \in E_1$, it only needs to compute $\text{Cov}_F(e', e)$. By Claim 6.9, all edges $e' \in P_0$ can compute the value $\text{Cut}(e', e)$ for a fixed e using one aggregate computation in $T(P_0)$. To compute this value for all edges $e \in E_1$, we pipeline $|E_1|$ such aggregate computations, which concludes the proof of Case 1.

We next discuss Case 2, where the computations are done in F_{P_1} . Here we use f to pass the information $\{e', \text{Cov}(e'), \text{Cov}^{\text{extr}}(e', P_1)\}_{e' \in E_0}$ from $T(P_0)$ to F_{P_1} , which requires $O(|E_0|)$ broadcast and aggregate computation in F_{P_1} . Now, after this each edge $e \in E_1$ knows the value $\text{Cov}(e)$ as well as the values $\{e', \text{Cov}(e'), \text{Cov}^{\text{extr}}(e', P_1)\}_{e' \in E_0}$. As discussed in the proof of Case 1, the only information missing to compute $\text{Cut}(e', e)$ is $\text{Cov}_F(e', e)$. Given an edge $e' \in E_0$, all edges $e \in P_1$ can compute $\text{Cut}(e', e)$ using one aggregate computation in F_{P_1} by Claim 6.10. To do so for all edges $e' \in E_0$, we pipeline $|E_0|$ such aggregate computations, which completes the proof. \square

We next discuss the case that there are no edges between $T(P_0)$ and F_{P_1} . Let P be a highway, we denote by e_{\min}^P the edge $e \in P$ such that $\text{Cov}(e)$ is minimal. First, we make sure that the values $\text{Cov}(e_{\min}^P)$ are known to all vertices.

Claim 6.13. In $O(D + N_{\text{frag}} + D_{\text{frag}})$ time all vertices learn the values $\{e_{\min}^P, \text{Cov}(e_{\min}^P)\}$ for all highways P .

Proof. First, in each highway, finding the edge e_{\min}^P requires an aggregate computation inside the fragment, which takes $O(D_{\text{frag}})$ time. Next we send this information to all vertices. As there is only one edge e_{\min}^P per highway, and there are N_{frag} highways, this only requires collecting and broadcasting N_{frag} information in a BFS tree, which takes $O(D + N_{\text{frag}})$ time. \square

Lemma 6.14. Let P_0 be a non-highway, and P_1 be a highway in a different fragment, such that there are no edges between $T(P_0^\downarrow)$ and F_{P_1} . Then if each edge $e' \in P_0$ knows the values $\text{Cov}(e')$, $\text{Cov}^{\text{extr}}(e', P_1)$, as well as the values $\{e_{\min}^{P_1}, \text{Cov}(e_{\min}^{P_1})\}$, using one aggregate and broadcast computations in P_0 , all vertices in P_0 learn about the values $\{e', e, \text{Cut}(e', e)\}$ for edges $e' \in P_0, e \in P_1$ such that $\text{Cut}(e', e)$ is minimal.

Proof. Let $e' \in P_0, e \in P_1$. Again, from Claims 3.4 and 6.8, we have

$$\text{Cut}(e, e') = \text{Cov}(e) + \text{Cov}(e') - 2\text{Cov}(e, e'),$$

$$\text{Cov}(e', e) = \text{Cov}_F(e', e) + \text{Cov}^{\text{extr}}(e', P_1).$$

Now if there are no edges between $T(P_0^\downarrow)$ and F_{P_1} , from the definition $\text{Cov}_F(e', e) = 0$ for any pair of edges $e' \in P_0, e \in P_1$, as this is the sum of costs of edges with one endpoint in $T(P_0^\downarrow)$ and the second in F_{P_1} . Hence, in this case, we have

$$\text{Cut}(e, e') = \text{Cov}(e) + \text{Cov}(e') - 2\text{Cov}^{\text{extr}}(e', P_1).$$

Note that the expression $\text{Cov}(e') - 2\text{Cov}^{\text{extr}}(e', P_1)$ does not depend on the specific choice of $e \in P_1$, hence to minimize the expression $\text{Cut}(e', e)$ for a specific $e' \in P_0$, we just need to find an edge $e \in P_1$ where $\text{Cov}(e)$ is minimal, this is the edge $e_{\min}^{P_1}$. As each edge $e' \in P_0$ knows the values $e_{\min}^{P_1}, \text{Cov}(e_{\min}^{P_1}), \text{Cov}(e'), \text{Cov}^{\text{extr}}(e', P_1)$ it can compute $\text{Cut}(e', e)$ for an edge $e \in P_1$ such that $\text{Cut}(e', e)$ is minimal. To find the minimum over all choices of e' we just need one aggregate computation in P_0 to find the minimum value computed, we can then broadcast the information to let all vertices in P_0 learn the values $\{e', e, \text{Cut}(e', e)\}$ for edges $e' \in P_0, e \in P_1$ such that $\text{Cut}(e', e)$ is minimal. \square

6.4 P' and P are highways

Let $e' \in P', e \in P$ be two tree edges in the highways P', P such that $F_{P'}, F_P$ are the fragments of P' and P , respectively. The value $\text{Cov}(e', e)$ is broken up to the following different parts. See Figure 14 for an illustration.

1. The cost of edges that cover entirely the highways P and P' , with endpoints outside $F_{P'} \cup F_P$: $\text{Cov}^{\text{extr}}(P', P)$.
2. The cost of edges with one endpoint in $F_{P'}$ and one endpoint outside $F_{P'} \cup F_P$ that cover e' and the whole highway P : $\text{Cov}^{\text{extr}}(e', P)$.
3. The cost of edges with one endpoint in F_P and one endpoint outside $F_{P'} \cup F_P$ that cover e and the whole highway P' : $\text{Cov}^{\text{extr}}(e, P')$.
4. The cost of edges that cover e', e and have endpoints in both F_P and $F_{P'}$: $\text{Cov}_F(e', e)$.

To see that these are all the options we use the structure of the decomposition.

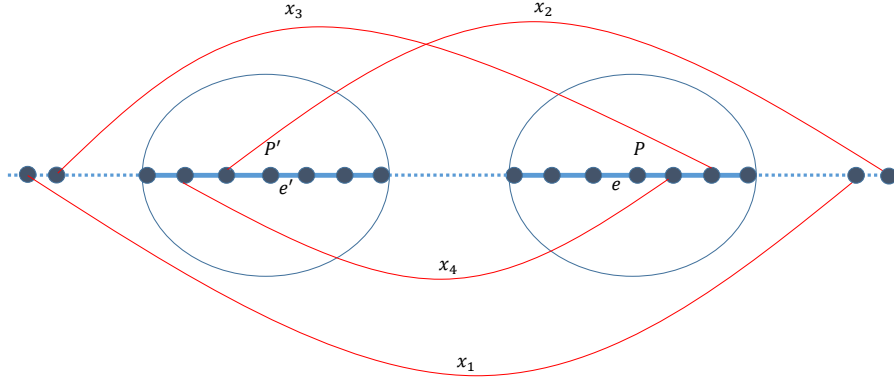


Figure 14: Example of two highways P' and P , for the special case that the tree is a path, and P and P' are subpaths of it. The edges x_1, x_2, x_3, x_4 are counted in $\text{Cov}^{\text{extr}}(P', P), \text{Cov}^{\text{extr}}(e', P), \text{Cov}^{\text{extr}}(e, P'), \text{Cov}_F(e', e)$, respectively.

Claim 6.15. *Let $e' \in P', e \in P$ be two tree edges in the highways P', P . Then,*

$$\text{Cov}(e', e) = \text{Cov}^{\text{extr}}(P', P) + \text{Cov}^{\text{extr}}(e', P) + \text{Cov}^{\text{extr}}(e, P') + \text{Cov}_F(e', e).^8$$

Proof. First, if $x = \{u, v\}$ is an edge that covers $e \in P$, then the unique tree path between u and v contains e . As the the only vertices in F_P that are connected by an edge to a vertex outside F_P are the root r_P and unique descendant d_P of the fragment, any path in the tree that contains e and have both endpoints outside the fragment, must also contain the whole highway between r_P and d_P (as otherwise, at least one of the endpoints would be inside the fragment). Hence, if both endpoints of x are outside F_P , it covers the whole highway P .

Now any edge x that covers e' and e , has the following options.

1. x has both endpoints outside $F_{P'}$ and F_P , in this case it follows that x must cover the whole highways P' and P , which is exactly counted by $\text{Cov}^{\text{extr}}(P', P)$.

⁸This is a slight abuse of notation of $\text{Cov}(\cdot)$ but is clear from the context.

2. x has one endpoint in $F_{P'}$ but two endpoints outside F_P , in this case x must cover the whole highway P , which is exactly counted in $\text{Cov}^{\text{extr}}(e', P)$.
3. x has one endpoint in F_P but two endpoints outside $F_{P'}$, in this case x must cover the whole highway P' , which is exactly counted in $\text{Cov}^{\text{extr}}(e, P')$.
4. x has two endpoints in $F_{P'} \cup F_P$, in this case it must be the case that x has one endpoint in $F_{P'}$ and one endpoint in F_P , as otherwise the unique tree path defined by x is contained entirely in one of the fragments and cannot cover both edges $e' \in P', e \in P$. This is counted by $\text{Cov}_F(e', e)$.

□

We next explain how we compute the different ingredients in the expression $\text{Cov}(e, e')$.

Computing $\text{Cov}^{\text{extr}}(P, P')$.

Claim 6.16. *Let P, P' be two highways. Using one aggregate and one broadcast computation in a BFS tree, all vertices can learn $\text{Cov}^{\text{extr}}(P, P')$. Computing this value for k different pairs takes $O(D + k)$ time.*

Proof. Given some edge $x = \{u, v\}$, it knows if its endpoints are outside $F_P \cup F_{P'}$. In addition, it can learn if it covers the highway P as follows. An edge x covers the whole highway P iff it covers both the highest and lowest edges in P : e_1, e_2 , because in this case it follows that the unique tree path between u and v contains the unique tree path between e_1 and e_2 which is the highway P . Using the LCA labels of edges and Claim 3.6, x can learn if it covers e_1, e_2 . Similarly, x can learn if it covers the whole highway P' , and then deduce if it covers both P and P' . Now to compute $\text{Cov}^{\text{extr}}(P, P')$ we sum the cost of all edges that cover both P and P' and have both endpoints outside $F_P \cup F_{P'}$, this is a sum of values that can be computed using an aggregate computation in a BFS tree. For each edge x outside $F_P \cup F_{P'}$ that covers both P and P' , one of its endpoints represents x in the computation, and adds its cost to the sum computed. To let all vertices learn the value $\text{Cov}^{\text{extr}}(P, P')$ we use a broadcast in the BFS tree. If we have k different pairs, we pipeline the computations to get a complexity of $O(D + k)$. □

Computing $\text{Cov}_F(e', e)$.

Claim 6.17. *Let P, P' be highways of the fragments F_P and $F_{P'}$, respectively, and let $e \in P$. Using one aggregate computation in $F_{P'}$, all edges $e' \in P'$ can compute the value $\text{Cov}_F(e', e)$.*

Proof. If we look at the highways P and P' , there are several cases:

1. P and P' are orthogonal.
2. P and P' are in the same root to leaf path with P' below P .
3. P and P' are in the same root to leaf path with P below P' .

Note that all vertices know the complete structure of the skeleton tree, hence they can distinguish between the cases. We start with the first two cases.

Cases 1 and 2. In these cases, we show that any edge x that covers $e \in P$ and some edge $e' = \{v', p(v')\} \in P'$ and has endpoint in $F_{P'}$ has an endpoint in the subtree of v' in $F_{P'}$. This is justified as follows. We know that any edge x that covers e' has an endpoint u in the subtree rooted at v' by Claim 3.3. Assume to the contrary that $u \notin F_{P'}$, but rather the second endpoint of x , u' , is in $F_{P'}$. Now the path between u and u' has a part in $F_{P'}$, and a part below it, as u is in the subtree rooted at $v' \in P'$. This path can only cover edges in $F_{P'}$ or below it, but we are in the case that P is orthogonal to P' or above it, hence it does not have any edge in $F_{P'}$ or below it, which means that x cannot cover $e \in P$, a contradiction.

Hence, we know that any edge that covers $e \in P$ and $e' \in P'$ and also has an endpoint in $F_{P'}$ has an endpoint in $T(P') \cap F_{P'}$. Hence, given an edge $e \in P$, computing the values $\text{Cov}_F(e', e)$ for all edges $e' \in P'$ requires one aggregate computation in $F_{P'}$, in which every vertex $v' \in F_{P'}$ learns the total cost of edges adjacent to its subtree in $F_{P'}$ that cover also e , and have the second endpoint in F_P . As explained in the proof of Claim 6.4 this is an aggregate computation in the subtree, and it can be computed as for each non-tree edge x we can deduce it covers e using its LCA labels (see Claim 3.6). At the end of the computation, the vertex v' such that $e' = \{v', p(v')\}$ knows exactly the value $\text{Cov}_F(e', e)$.

Case 3. In this case P and P' are in the same root to leaf path with P below P' . Let $e' \in P', e \in P$, we start by analysing the structure of edges that cover e' and e in this case. Since P is below P' , any edge x that covers e' and e covers the whole path between e' and e . In particular, it covers the whole path between $e' \in P'$ to the unique descendant $d_{P'}$ of the fragment $F_{P'}$. Hence, we need to sum the costs of edges that cover e' and e , have endpoints in $F_{P'}$ and F_P , and also cover the whole path between e' and d_P . To compute the cost of these edges, it would be helpful to change the orientation in the fragment $F_{P'}$, such that now $d_{P'}$ is the *root*. We write $e' = \{v, d(v)\}$ where $d(v)$ is the vertex closer to $d_{P'}$ (this is the reverse orientation compared to the previous cases). Now, given an edge $e \in P$, we want to compute the total cost of edges adjacent to the subtree of v in $F_{P'}$ that cover e, e' and have the second endpoint in F_P , where the subtree is with respect to the new orientation (having $d_{P'}$ as the new root). This gives exactly $\text{Cov}_F(e', e)$. Again, this is an aggregate computation in the fragment $F_{P'}$.

Note that the aggregate computation in Case 3 is in a different direction than the aggregate computations in Cases 1 and 2. However, since all vertices know the structure of the skeleton tree, they all know in which case we are, and can change the orientation accordingly, which only requires changing the orientation for highway edges, as discussed in Section 6.1. \square

Computing $\text{Cov}^{\text{extr}}(e, P)$.

Claim 6.18. *In $O(D_{\text{frag}} + N_{\text{frag}})$ time, all edges e that are in a highway can compute the values $\text{Cov}^{\text{extr}}(e, P)$ for all highways P .*

Proof. First, we fix two highways P', P , and show how all edges $e' \in P'$ compute $\text{Cov}^{\text{extr}}(e', P)$. The edges that cover e' and the whole highway P are exactly the edges that cover e' and the highest and lowest edges in P : e_1, e_2 . To compute $\text{Cov}^{\text{extr}}(e', P)$, which is the sum of all such edges that have one endpoint in $F_{P'}$ and one endpoint outside $F_{P'} \cup F_P$ we use an aggregate computation in $F_{P'}$. This aggregate computation is very similar to the computation done in the proof of Claim 6.17, with the difference that now instead of summing the cost of edges that cover e' and a specific edge e , we sum the cost of edges that cover e' and e_1, e_2 , and also make sure that the second endpoint is not in $F_{P'} \cup F_P$, the computation can be done in the same manner. For each highway we have one aggregate computation to compute $\text{Cov}^{\text{extr}}(e', P)$ for all edges $e' \in P'$. To do so for all highways P , we need N_{frag} such computations. Since the whole computation was done inside $F_{P'}$, we can do the same computation in all fragments simultaneously, the overall complexity is $O(D_{\text{frag}} + N_{\text{frag}})$. \square

An algorithm for two paths.

We next explain how given two highways P_0, P_1 , we compute $\text{Cut}(e', e)$ for edges $e' \in P_0, e \in P_1$. We start with the case that there is an edge between F_{P_0} and F_{P_1} .

Lemma 6.19. *Let P_0, P_1 be two disjoint highways, and assume that there is an edge f between F_{P_0} and F_{P_1} . Let $E_0 \subseteq P_0$ be a set of edges in P_0 we compare to P_1 , and $E_1 \subseteq P_1$ be a set of edges in P_1 that we compare to P_0 . For $i \in \{0, 1\}$, at the beginning of the computation, the following information is known by all vertices in F_{P_i} :*

1. *The identity of all the edges E_i .*
2. *For each edge $e \in E_i$, the values $\text{Cov}(e), \text{Cov}^{\text{extr}}(e, P_{1-i})$.*
3. *The value $\text{Cov}^{\text{extr}}(P_0, P_1)$.*
4. *The identity of the edge f .*

We can compute the values $\{\text{Cut}(e', e)\}_{e' \in P_0, e \in P_1}$ in the following two ways.

1. *In $O(|E_1|)$ aggregate and broadcast computations in F_{P_0} , where at the end of the computation each edge $e' \in E_0$ would know the values $\text{Cut}(e', e)$ for all edges $e \in E_1$.*
2. *In $O(|E_0|)$ aggregate and broadcast computations in F_{P_1} , where at the end of the computation each edge $e' \in E_1$ would know the values $\text{Cut}(e', e)$ for all edges $e \in E_0$.*

Proof. We focus on the case where the computations are done in F_{P_1} , the second case is symmetric. We work as follows. First, we use the edge f to pass information from F_{P_0} to F_{P_1} . Note that all vertices in F_{P_0} , know all the values $\{\text{Cov}(e), \text{Cov}^{\text{extr}}(e, P_1)\}_{e \in E_0}$. Since f has one endpoint in F_{P_0} it knows this information and can pass it to all vertices in F_{P_1} using $O(|E_0|)$ aggregate and broadcast computations. Now, for each edge $e \in E_0$, we run one aggregate computation in F_{P_1} , that allows each edge $e' \in P_1$ compute $\text{Cut}(e, e')$. This is done as follows. First, by Claim 3.4, we know that $\text{Cut}(e, e') = \text{Cov}(e) + \text{Cov}(e') - 2\text{Cov}(e, e')$. Also, by Claim 6.15, $\text{Cov}(e', e) = \text{Cov}^{\text{extr}}(P_0, P_1) + \text{Cov}^{\text{extr}}(e', P_0) + \text{Cov}^{\text{extr}}(e, P_1) + \text{Cov}_F(e', e)$. Now, for $e' \in E_1$, it already knows $\text{Cov}(e')$, $\text{Cov}^{\text{extr}}(e', P_0)$, $\text{Cov}^{\text{extr}}(P_0, P_1)$ at the beginning of the computation. Also, it learns the values $\text{Cov}(e)$, $\text{Cov}^{\text{extr}}(e, P_1)$ as f passed this information to F_{P_1} . Hence, the only thing missing to complete the computation is computing $\text{Cov}_F(e', e)$ which requires one aggregate computation in F_{P_1} per edge $e \in E_0$ by Claim 6.17. To compute the values $\text{Cut}(e', e)$ for all $e \in E_0$, we pipeline $O(|E_0|)$ such computations, which completes the proof. \square

We next consider the case that there is no edge between F_{P_0} and F_{P_1} .

Lemma 6.20. *Let P_0, P_1 be two disjoint highways, and assume that there is no edge between F_{P_0} and F_{P_1} . Then, given the values $\text{Cov}^{\text{extr}}(P_0, P_1)$, using one aggregate computation in F_{P_0} and in F_{P_1} , and by communicating $O(1)$ information over a BFS tree, all vertices learn the values $e', e, \text{Cut}(e', e)$ for edges $e' \in P_0, e \in P_1$ such that $\text{Cut}(e', e)$ is minimal.*

Proof. Let $e' \in P_0, e \in P_1$. By Claim 3.4, we have $\text{Cut}(e, e') = \text{Cov}(e) + \text{Cov}(e') - 2\text{Cov}(e, e')$. Also, by Claim 6.15, $\text{Cov}(e', e) = \text{Cov}^{\text{extr}}(P_0, P_1) + \text{Cov}^{\text{extr}}(e, P_0) + \text{Cov}^{\text{extr}}(e', P_1) + \text{Cov}_F(e', e)$. Now since there are no edges between F_{P_0} and F_{P_1} , by definition $\text{Cov}_F(e', e) = 0$ as this is the sum of costs of edges between F_{P_0} and F_{P_1} that cover e' and e . Also, $\text{Cov}^{\text{extr}}(P_0, P_1)$ does not depend on the specific choice of e' and e . Hence, if we want to minimize the expression $\text{Cut}(e, e')$, it is equivalent to minimizing the expression $(\text{Cov}(e) - 2\text{Cov}^{\text{extr}}(e, P_0)) + (\text{Cov}(e') - 2\text{Cov}^{\text{extr}}(e', P_1))$. Note that the expression $\text{Cov}(e) - 2\text{Cov}^{\text{extr}}(e, P_0)$ does not depend on e' , and the expression $\text{Cov}(e') - 2\text{Cov}^{\text{extr}}(e', P_1)$ does not depend on e . Hence, minimizing the whole expression is equivalent to minimizing each one of the expressions separately. We next show that we can find $e \in P_1$ such that $\text{Cov}(e) - 2\text{Cov}^{\text{extr}}(e, P_0)$ is minimal, as well as compute this value using one aggregate computation in P_1 . Similarly, we can find $e' \in P_0$ such that $\text{Cov}(e') - 2\text{Cov}^{\text{extr}}(e', P_1)$ is minimal using one aggregate computation in P_0 . Then, if P_0 sends the message $P_0, e', \text{Cov}(e') - 2\text{Cov}^{\text{extr}}(e', P_1)$, and P_1 sends the message $P_1, e, \text{Cov}(e) - 2\text{Cov}^{\text{extr}}(e, P_0)$, for the minimal edges found, using a BFS tree, all vertices can compute the values $e', e, \text{Cut}(e', e)$ for the edges $e' \in P_0, e \in P_1$ such that $\text{Cut}(e', e)$ is minimal. As discussed above, this value equals to $(\text{Cov}(e) - 2\text{Cov}^{\text{extr}}(e, P_0)) + (\text{Cov}(e') - 2\text{Cov}^{\text{extr}}(e', P_1)) - 2\text{Cov}^{\text{extr}}(P_0, P_1)$, and we assume that $\text{Cov}^{\text{extr}}(P_0, P_1)$ is known.

Hence, to complete the proof, we explain how to compute $\text{Cov}(e) - 2\text{Cov}^{\text{extr}}(e, P_0)$ in P_1 (the equivalent computation in P_0 is done in the same way). From Claim 6.18, all edges $e \in P_1$ know the value $\text{Cov}^{\text{extr}}(e, P_0)$, and they also know $\text{Cov}(e)$. Hence, each edge $e \in P_1$ knows the value $\text{Cov}(e) - 2\text{Cov}^{\text{extr}}(e, P_0)$. To find the edge e that minimizes this expression, we only need to run one aggregate computation in P_1 for finding the minimum. \square

6.5 Both edges in the same highway

Here we also cover the case when both edges defining the cut are in the same highway P inside a fragment. Let e_1 and e_2 be the two edges in a highway P inside a fragment F where e_1 is closer to the root than e_2 . Let us also denote the top edge of P (closest to the root of G) inside F to be e_r and the bottom edge of P (farthest from the root of G) inside F to be e_d . As before, we look at the $\text{Cov}(e_1, e_2)$. We see that $\text{Cov}(e_1, e_2)$ can be broken up into the following parts (See Figure 15)⁹:

- The cost of edges that cover e_1, e_2 and have both end-points inside F_P : $\text{Cov}_F(e_1, e_2)$,
- The cost of edges with one end point in F_P and the other end-point is a descendant of e_d outside F_P (i.e., occurs below e_d): $\text{Cov}^{\text{extr}}(e_1, e_d)$,
- The cost of edges with one end point in F_P and the other end-point is an ancestor of e_r outside F_P (i.e., occurs above e_r): $\text{Cov}^{\text{extr}}(e_2, e_r)$, and

⁹This is a slight abuse of notation of $\text{Cov}(\cdot)$ but is clear from the context.

- The cost of edges that cover P and both end-points outside F_P : $\text{Cov}^{\text{extr}}(P)$.

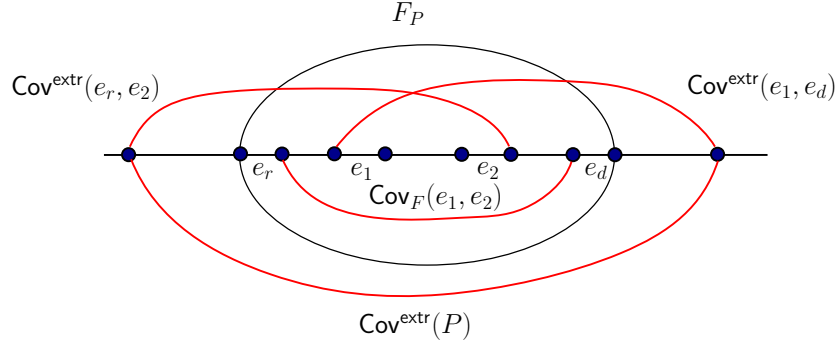


Figure 15: Example of both cut edges e_1 and e_2 in the same fragment highway in the fragment F_P . We make the following observation.

Observation 6.21. *Let e_1 and e_2 be two edges on a fragment highway P inside a fragment F . Then,*

$$\text{Cov}(e_1, e_2) = \text{Cov}_F(e_1, e_2) + \text{Cov}^{\text{extr}}(e_1, e_d) + \text{Cov}^{\text{extr}}(e_r, e_2) + \text{Cov}^{\text{extr}}(P).$$

Computing $\text{Cov}_F(e_1, e_2)$.

Claim 6.22. *Let P be the fragment highway of a fragment F_P . Using two aggregate computation in time $O(D_{\text{frag}})$ all edges $e \in P$ can compute the value $\text{Cov}_F(e, e')$ where e' is any other edge in P . Moreover, this can be done in all fragments parallelly.*

Proof. This is similar to the proof of Claim 6.6, but we have to perform both forward and reverse aggregate computation inside the fragment F (as in Claim 6.2). Fix $e_1 \in P$. For any $e \in P$ below e_1 , e can find out the total weight of the edges that covers e_1 and e and have both end-points in F by one forward aggregate computation as follows: Any edge x which has one end point in F on a descendant vertex of e can find out whether it covers e_1 and have other end-point inside F by an LCA comparison (as in Claim 3.6). Hence, by a forward aggregate computation inside F , starting from the leaf nodes $T(F_P)$ (i.e., T restricted to F_P) and aggregating the weight of such non-tree edges, every e below e_1 can learn $\text{Cov}_F(e_1, e)$. The aggregate computation takes time $O(D_{\text{frag}})$. Moreover, this can be done for all e_1 in a pipe-lined fashion. As there are $O(D_{\text{frag}})$ many edges in P , this takes $O(D_{\text{frag}})$ -rounds in total. For edges $e \in P$ above e_1 , we do the exact same aggregate computation but in reverse direction on $T(F_P)$ (See Claim 6.2). This also takes $O(D_{\text{frag}})$ times. Moreover, as these are aggregate computations inside F , this can be done simultaneously in all fragments. \square

Computing $\text{Cov}^{\text{extr}}(e, e_d)$ and $\text{Cov}^{\text{extr}}(e_r, e)$.

Claim 6.23. *Let P be the fragment highway of a fragment F_P . Also, let all vertices in F_P know the identity of e_r and e_d . Then, by two aggregate computation in time $O(D_{\text{frag}})$, each edge $e \in P$ know the value of $\text{Cov}^{\text{extr}}(e, e_d)$ and $\text{Cov}^{\text{extr}}(e, e_r)$. Moreover, this can be done in different fragments parallelly.*

Proof. As in Claim 6.11, any edge x which has one end point inside F and covers $e \in P$ will know whether it covers the last edge of P . Similarly any edge y which has one end point inside F and covers e will know whether it covers the first edge of P . Hence, by an aggregate computation inside fragment F , each edge e will know the value of $\text{Cov}^{\text{extr}}(e, e_r)$ by aggregating all edges which covers e and have one end-point below e and the other end-point outside F covering e_r (can be found using LCA labels, see Claim 3.6). Similarly, using another aggregate computation inside F in reverse direction (see Claim 6.2), each edge e will know the value of $\text{Cov}^{\text{extr}}(e, e_d)$. By Claim 6.2, this can be done in time $O(D_{\text{frag}})$. As these are aggregate computations inside F , this can be done simultaneously in all fragments. \square

Computing $\text{Cov}^{\text{extr}}(P)$.

Claim 6.24. *Let P be the fragment highway of F_P . Using one aggregate and one broadcast computation over a BFS tree of G , every vertex will know the value of $\text{Cov}^{\text{extr}}(P)$. For k many fragments, this can be done in time $O(k + D)$.*

Proof. This can be done similar to Claim 6.16. Every edge knows whether it covers both e_r and e_d or not, and also whether both of its endpoints outside F_P or not. Now, by using one aggregate computation over a BFS tree of G , we can compute the total weight of such edges, and then by using the same BFS tree, this information can be broadcasted to all vertices. This takes $O(D)$ rounds of communication. For different fragments, this computation can be pipelined, and hence can be performed in $O(k + D)$ time. \square

An algorithm for a highway path. We now explain how we can compute $\text{Cut}(e, e')$ when both e and e' belong to a fragment highway path P of a fragment F .

Lemma 6.25. *Let P be a fragment highway of a fragment F . Also, let every edge e know the value of (i) $\text{Cov}(e)$, (ii) $\text{Cov}_F(e, e')$ for all other edges $e' \in P$, (iii) $\text{Cov}^{\text{extr}}(e, e_r)$ and $\text{Cov}^{\text{extr}}(e, e_d)$, and (iv) $\text{Cov}^{\text{extr}}(P)$. Then, in $O(D_{\text{frag}})$ rounds, each pair of edges (e, e') in P can compute the value of $\text{Cut}(e, e')$. Moreover, this can be done parallelly in all fragments F .*

Proof. Fix a pair of such edges (e, e') where e is above e' . For e and e' to know the value of $\text{Cut}(e, e')$, e needs to know the value of $\text{Cov}^{\text{extr}}(e', e_r)$ which is with e' and e' needs to know the value of $\text{Cov}^{\text{extr}}(e, e_d)$ which is with e . To this end, each edge e broadcasts the values $\text{Cov}^{\text{extr}}(e, e_r)$ and $\text{Cov}^{\text{extr}}(e, e_d)$ inside the fragment F . This is, in total, $\tilde{O}(D_{\text{frag}})$ bits of information broadcasted over a BFS tree of depth $O(D_{\text{frag}})$ (because of the guarantee that the diameter of F is $O(D_{\text{frag}})$), hence can be done in time $\tilde{O}(D_{\text{frag}})$ in pipelined fashion. As the broadcast is happening inside F , this can be done parallelly for all fragments F . \square

7 Monotonicity and Partitioning

7.1 Monotonicity

We next discuss another crucial building block for our algorithm, *monotonicity*. This property shows that the minimum 2-respecting cuts in the graph behaves in a certain monotone structure, which can be exploited to obtain a fast algorithm. We start with describing the property in Claim 7.1, and later explain how to exploit it to obtain a certain partitioning. This property is also discussed in [MN20], where it is phrased in a slightly different manner related to relevant matrices (see Claim 3.6 in [MN20]). For completeness, we next provide a self-contained proof that fits our description of the property.

Claim 7.1. *Let P_0, P_1 be two ancestor to descendant paths in the tree, such that P_0 and P_1 are either orthogonal or one of them is strictly above the other in the tree. Let $v_0 \in P_0$ be the endpoint in P_0 that is closest to P_1 , and $v_1 \in P_1$ be the endpoint of P_1 that is closest to P_0 , and let t be some vertex in the tree path between v_0 and v_1 . Let $E_0 \subseteq P_0, E_1 \subseteq P_1$ be subsets of edges. The following holds. Let e_1^0, e_2^0 be edges in E_0 , where e_2^0 is closer to t . Denote by e_1^1, e_2^1 the edges in E_1 such that $\text{Cut}(e_1^0, e_1^1)$ is minimal and $\text{Cut}(e_2^0, e_2^1)$ is minimal, taking the edges closest to t if there is more than one option. Then either $e_2^1 = e_1^1$ or e_2^1 is closer to t compared to e_1^1 .*

Proof. Let $e \in E_1$. By Claim 3.4, $\text{Cut}(e_1^0, e) = \text{Cov}(e_1^0) + \text{Cov}(e) - 2\text{Cov}(e_1^0, e)$. Since $\text{Cut}(e_1^0, e_1^1)$ is minimal, it follows that $\text{Cov}(e_1^1) - 2\text{Cov}(e_1^0, e_1^1) \leq \text{Cov}(e) - 2\text{Cov}(e_1^0, e)$ for all $e \in E_1$. Similarly, for $e \in E_1$, we have $\text{Cut}(e_2^0, e) = \text{Cov}(e_2^0) + \text{Cov}(e) - 2\text{Cov}(e_2^0, e)$. To find an edge $e \in E_1$ that minimizes this expression, we need to minimize $\text{Cov}(e) - 2\text{Cov}(e_2^0, e)$. We write it as $C_1(e) + C_2(e)$, where $C_1(e) = \text{Cov}(e) - 2\text{Cov}(e_1^0, e)$, $C_2(e) = -2\text{Cov}(e_2^0, e) + 2\text{Cov}(e_1^0, e)$. From the discussion above, we have that $C_1(e_1^1) \leq C_1(e)$ for all $e \in E_1$. We next take a closer look at $C_2(e)$. Note that $\text{Cov}(e_2^0, e) - \text{Cov}(e_1^0, e)$ is the cost of all edges that cover e_2^0 and e but do not cover e_1^0 (since e_2^0 is closer to t than e_1^0 , we have that any edge that covers e_1^0 and e also covers e_2^0 as its on the path between e_1^0 and e , but there may be additional edges that cover e_2^0 and e). This expression is monotonic in the following sense. If $e', e \in E_1$ where e' is closer to t , any edge that covers e_2^0 and e also covers e' as its on the path between e_2^0 and e , hence this expression increases when we go towards t . As $C_2(e) = -2(\text{Cov}(e_2^0, e) - \text{Cov}(e_1^0, e))$, we have that $C_2(e)$ is monotonic decreasing when we go towards t . To sum up, if we look at the sum $C_1(e) + C_2(e)$ that we want to minimize, for all edges e that are farther

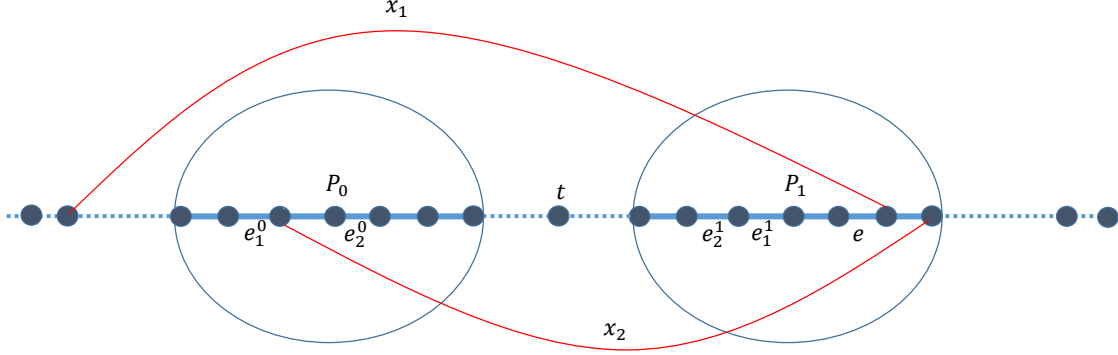


Figure 16: An illustration for monotonicity. If e_2^0 is closer to t compared to e_1^0 , then e_2^1 is closer to t compared to e_1^1 . The edge x_1 is an example of an edge that covers e and e_2^0 and also covers e_1^0 , and the edge x_2 is an example of an edge that covers e and e_2^0 but not e_1^0 . Note that any edge that covers e and e_2^0 also covers any edge in P_1 closer to t compared to e .

from t compared to e_1^1 , we have that $C_1(e_1^1) + C_2(e_1^1) \leq C_1(e) + C_2(e)$. As we want to find the edge e_2^1 that minimizes the expression and is closest to t , it follows that e_2^1 is either equal to e_1^1 or closer to t compared to it. This completes the proof. \square

7.2 Partitioning

Here we use monotonicity to obtain a certain partitioning. This partitioning is useful for the case that we have one short path P' of length $O(D_{\text{frag}})$, and we should compare it to a long path composed of highways, that may have length $\Omega(n)$. This would be later crucial for the algorithm where we look for the min 2-respecting cut that has at least one edge in a highway.

We start by discussing the case that the short path P' is a non-highway, and later discuss the case it is a highway. Let P' be a non-highway that we want to compare to a long path P_H composed of highways. For our algorithm, we need to look at two cases, that P_H is either completely orthogonal to P' or completely above P' . While we can compare P' to a specific highway $P \in P_H$ in $O(D_{\text{frag}})$ time using an algorithm comparing two short paths, the challenge here is that we want to do many such computations efficiently. If we want to compare each edge of P' to each edge in P_H (that may have linear size), the total amount of information is too high. The goal of this section is to use monotonicity to break P' to smaller parts, such that in average we compare each edge of P' only to a constant number of highways in P_H , which is crucial for obtaining a small complexity. We next discuss the partitioning. We prove the following. See Figure 17 for an illustration.

Lemma 7.2. *Let P' be a non-highway, and let P_H be a path of highways, such that P_H is completely orthogonal to P' or completely above P' . Denote by P_1, \dots, P_k the different highways in P_H going from the lowest to highest in the tree. Then, we can break the edges of P' to (not necessarily disjoint) subsets E'_1, \dots, E'_k , such that the following holds.*

1. $\sum_{i=1}^k |E'_i| = O(D_{\text{frag}} + k)$.
2. *It is enough to solve the min 2-respecting cut problem on the pairs $\{P_i, E'_i\}_{i=1}^k$. More formally, if we denote by $\{e_i, e'_i\}$ the two edges $e_i \in P_i, e'_i \in E'_i$ such that $\text{Cut}(e_i, e'_i)$ is minimal, and denote by j an index such that $\text{Cut}(e_j, e'_j) \leq \text{Cut}(e_i, e'_i)$ for all $1 \leq i \leq k$, then $\text{Cut}(e_j, e'_j) = \text{Cut}(e, e')$, where $e \in P_H, e' \in P'$ are edges such that $\text{Cut}(e, e')$ is minimal.*
3. *Assume that all vertices know the values $\{e, \text{Cov}(e)\}$, for all edges e that are highest or lowest in some highway. Then, we can compute the sets E'_i in $O(D_{\text{frag}} + k)$ time. At the end of the computation all the vertices in $T(P')$ know the identity of all edges in the set E'_i , for all $1 \leq i \leq k$. This can be done in different orthogonal non-highways simultaneously.*

The proof of Lemma 7.2 breaks down to three claims. We start by defining the sets E'_i , and then show they satisfy the required properties. Recall that P_1, \dots, P_k are the different highways in P_H going from the lowest to highest in the tree. We denote by $e_{i,1}, e_{i,2}$ the lowest and highest edges in the highway P_i , respectively. For $b \in \{1, 2\}$, we denote by $e'_{i,b}$ the edge in P' such that $\text{Cut}(e'_{i,b}, e_{i,b})$ is minimal, taking the highest such edge if there is more than one option. We denote by E'_i all the edges in P' between $e'_{i,1}$ to $e'_{i,2}$. Using monotonicity, we have the following.

Claim 7.3. $\sum_{i=1}^k |E'_i| = O(D_{\text{frag}} + k)$.

Proof. We next use Claim 7.1 to show that the different sets E'_i are almost disjoint. The set E'_i includes all edges between $e'_{i,1}$ and $e'_{i,2}$. As P' is either orthogonal or below P_H , the highest vertex in P' is the closest to P_H , we denote it by t . From Claim 7.1, we have that $e'_{i,2}$ is closer to t compared to $e'_{i,1}$. Moreover, as all paths P_j for $j > i$ are closer to t compared to P_i , it follows from Claim 7.1 that all the edges $e'_{j,b}$ for $j > i, b \in \{1, 2\}$ are either closer to t than $e'_{i,2}$ or equal to $e'_{i,2}$. Similarly, as P_i is closer to t than the paths P_j for $j < i$, we have that all the edges $e'_{j,b}$ for $j < i, b \in \{1, 2\}$ are either equal to $e'_{i,1}$ or below it. To summarize, all edges $e'_{j,b}$ for $j \neq i$ are either equal to one of $e'_{i,1}, e'_{i,2}$ or strictly above or below the whole set E'_i . It follows that all the edges in E'_i except maybe two, are not contained in any of the sets E'_j for $j \neq i$ (as both edges $e'_{j,1}, e'_{j,2}$ are either strictly above or strictly below internal edges of E'_i).

This gives $\sum_{i=1}^k |E'_i| = O(D_{\text{frag}} + k)$. The $O(D_{\text{frag}})$ term counts internal edges in the sets E'_i that are only contained in one of the sets E'_i , their number is bounded by the length of P' , which is $O(D_{\text{frag}})$. The second term $O(k)$ counts the edges $\{e'_{i,1}, e'_{i,2}\}_{1 \leq i \leq k}$. Note that such an edge may be included in more than one set (for example, we may have $e'_{i,1} = e'_{j,1}$), however per set E'_i we only have two such edges, that sums to $2k$ in total. \square

We next show that it is enough to focus on the sub-problems defined by the pairs $\{P_i, E'_i\}_{i=1}^k$.

Claim 7.4. *Let*

$$(e', e) = \arg \min_{\{e' \in P', e \in P_H\}} \text{Cut}(e', e),$$

$$(e'_i, e_i) = \arg \min_{\{e' \in E'_i, e \in P_i\}} \text{Cut}(e', e).$$

Let j be an index such that $\text{Cut}(e'_j, e_j) \leq \text{Cut}(e'_i, e_i)$ for all $1 \leq i \leq k$, then $\text{Cut}(e'_j, e_j) = \text{Cut}(e', e)$.

Proof. Let $P_i \in P_H$ be the highway such that $e \in P_i$. If $e = e_{i,b}$ for $b \in \{1, 2\}$, the edge $e'_{i,b} \in E'_i$ is an edge in P' such that $\text{Cut}(e_{i,b}, e'_{i,b})$ is minimal, hence $\text{Cut}(e'_i, e_i) = \text{Cut}(e', e)$, and we are done. Otherwise, since e is in the tree path between $e_{i,1}$ to $e_{i,2}$, from Claim 7.1, it follows that there is an edge $e' \in P'$ in the path between $e'_{i,1}$ to $e'_{i,2}$ such that $\text{Cut}(e, e')$ is minimal. In more detail, we again denote by t the highest vertex in P' , which is the vertex in P' closest to P_H . As $e_{i,2}$ is the highest edge in P_i , it is closer to t compared to e , which means that the edge $e'_{i,2}$ is equal or closer to t than the edge $e' \in P'$ such that $\text{Cut}(e', e)$ is minimal. Similarly, e is closer to t compared to $e_{i,1}$, which means that e' is equal or closer to t compared to $e'_{i,1}$. To sum up, e' is between the edges $e'_{i,1}$ to $e'_{i,2}$, hence by definition $e' \in E'_i$, which gives $\text{Cut}(e'_i, e_i) = \text{Cut}(e', e)$, as needed. \square

We next explain how to compute the sets E'_i .

Claim 7.5. *Assume that all vertices know the values $\{e, \text{Cov}(e)\}$, for all edges e that are highest or lowest in some highway. Then, we can compute the sets E'_i in $O(D_{\text{frag}} + k)$ time. At the end of the computation all the vertices in $T(P')$ know the identity of all edges in the set E'_i , for all $1 \leq i \leq k$. This can be done in different non-highways that are not in the same root to leaf path simultaneously.*

Proof. First, we let all vertices in $T(P')$ learn the complete structure of P' , since P' has length $O(D_{\text{frag}})$, this can be done in $O(D_{\text{frag}})$ time using upcast and broadcast in $T(P')$. Next, we compute the edges $e'_{i,b}$ for $1 \leq i \leq k, b \in \{1, 2\}$. Recall that $e'_{i,b}$ is the edge in P' such that $\text{Cut}(e'_{i,b}, e_{i,b})$ is minimal. Since all vertices know the values $\{e_{i,b}, \text{Cov}(e_{i,b})\}$ (as the edges $e_{i,b}$ are the highest or lowest in the highway P_i), we can use Claim 6.4, to compute these edges. In more detail, if we fix an edge $e = e_{i,b}$, using one aggregate computation all edges $e' \in P'$, learn the value $\text{Cut}(e', e)$. To let all vertices in $T(P')$ learn the highest edge $e' = e'_{i,b}$ such that $\text{Cut}(e', e)$ is minimal, we use convergecast and broadcast in $T(P')$. Using pipelining, all vertices in $T(P')$ can learn all the edges $e'_{i,b}$, which requires $O(k)$ aggregate and broadcast computations, this

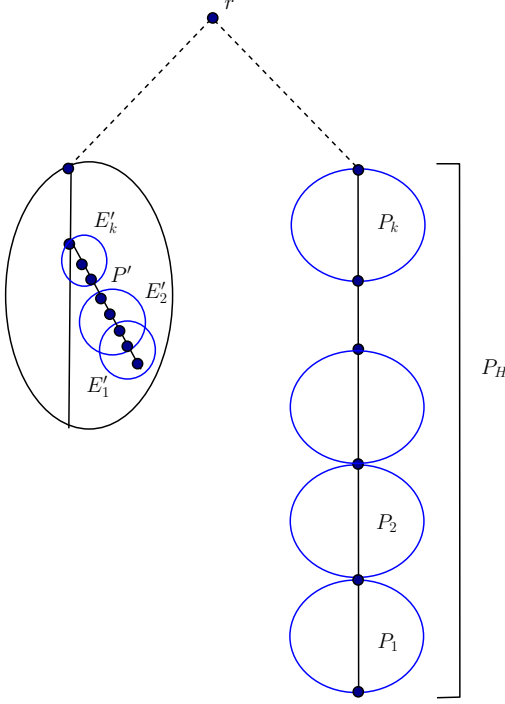


Figure 17: An illustration of the partitioning. P' is partitioned in almost disjoint E'_1, \dots, E'_k w.r.t. P_1, \dots, P_k which are highways of P_H .

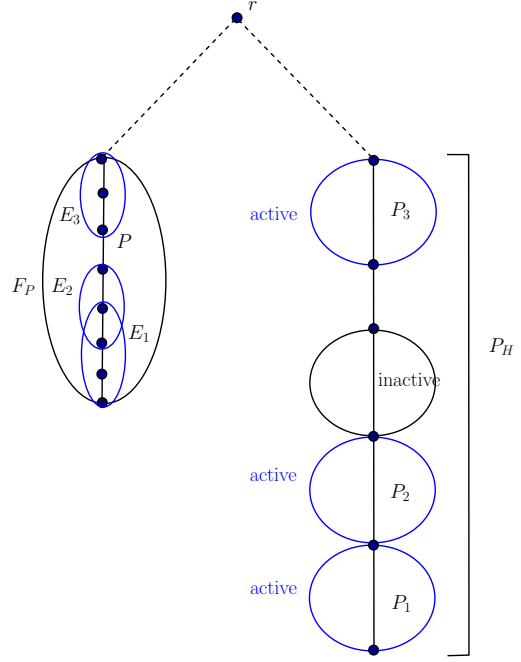


Figure 18: Partitioning highway P w.r.t. **active highways** in P_H . P_1, P_2, P_3 are **active highways** in P_H , and P is partitioned in almost disjoint E_1, E_2, E_3 w.r.t. them.

takes $O(D_{\text{frag}} + k)$ time. Since all vertices in $T(P')$ know the complete structure of P' , they can deduce the sets E'_i , as E'_i is the set of all edges in P' between $e'_{i,1}$ to $e'_{i,2}$. As the whole computation was done inside $T(P')$, we can work simultaneously in different non-highways not in the same root to leaf path, as their trees $T(P')$ are edge-disjoint. \square

We will also show a similar claim when P is a highway inside a fragment. The only change here is the time required to compute the partition.

Lemma 7.6. *Let P be a highway in a fragment, and let P_H be a highway path such that P is non-splittable w.r.t. P (i.e., P_H is either orthogonal to P , or an ancestor of a descendant of P). Among the highways in P_H , denote by P_1, \dots, P_k the different highways in P_H which are labeled **active** (i.e., each such P_i is potentially interested in P). Then, we can break the edges of P to (not necessarily disjoint) subsets E_1, \dots, E_k , such that the following holds.*

1. $\sum_{i=1}^k |E_i| = O(D_{\text{frag}} + k)$.
2. It is enough to solve the min 2-respecting cut problem on the pairs $\{P_i, E_i\}_{i=1}^k$.
3. Assume that all vertices know the values $\{e', \text{Cov}(e')\}$, for all edges e' that are highest or lowest in some highway. Then, we can compute the sets E_i in $O(D_{\text{frag}} + k + D)$ time. At the end of the computation all the vertices in F_P know the identity of all edges in the set E_i , for all $1 \leq i \leq k$.

Proof. Property 1 and 2 can be proven exactly as in Lemma 7.2. Note that here we are considering only the active highways in P_H , but that does not change much. As before, let $e_{i,1}$ and $e_{i,2}$ are the two extremal edges of P_i : If P_H is orthogonal or ancestor of P , then they are the lowest and the highest edges of P_i , otherwise if P_H is a descendant of P , then they are the highest and the lowest edges respectively. We find $e'_{i,1}$ and $e'_{i,2}$ on P as before, but this time w.r.t. only the active highways of P_H , and a similar argument shows Property 1 and 2 (See Figure 18 for a clearer idea). We will show how to achieve Property 3 next.

As in Lemma 7.2, the computation boils down to finding the edges $e'_{i,b}$ for $1 \leq i \leq k$ and $b \in \{1, 2\}$. Fix an edge $e = e_{i,b}$. We will show how every edge $e' \in P$ learns the value $\text{Cut}(e', e)$. We have assumed that

every edge e' knows the value $\{e, \text{Cov}(e)\}$ because e is either the highest or the lowest in the highway P_i . Also, e' knows the value $\text{Cov}(e')$. So it remains for e' to know the value $\text{Cov}(e', e)$. Note that $\text{Cov}(e', e) = \text{Cov}_F(e', e) + \text{Cov}^{\text{extr}}(e, P) + \text{Cov}^{\text{extr}}(e', P_i) + \text{Cov}^{\text{extr}}(P, P_i)$ by Claim 6.15. The value $\text{Cov}^{\text{extr}}(e, P)$ can be calculated inside P_i by an aggregate computation and can be broadcast over a BFS tree of G . Similarly, the value $\text{Cov}^{\text{extr}}(P, P_i)$ can be calculated by one aggregate computation over a BFS tree of G and can be broadcast. Both of these two operation requires $O(1)$ bits of aggregate and broadcast and takes time $O(D)$. The term $\text{Cov}_F(e', e) + \text{Cov}^{\text{extr}}(e', P_i)$ can be computed similar to that in Lemma 7.2—We use one single aggregate computation inside F_P for every edge $e' \in P$ learn the value of $\text{Cov}_F(e', e)$. At this point, each edge $e' \in P$ can compute $\text{Cut}(e', e)$. To let all the vertices of F_P know the identity of $e'_{i,b}$ for which $\text{Cut}(e'_{i,b}, e)$ is the smallest, we just need to do convergecast and broadcast inside F_P . In total, this requires $O(1)$ bits of aggregate and broadcast inside F_P . Hence, this can be computed for every $e_{i,b}$ in a pipelined fashion which takes time $O(D + k)$ for aggregate and broadcast on a BFS tree of G and $O(D_{\text{frag}} + k)$ for aggregate and broadcast over F_P . Hence the total round complexity is $O(D_{\text{frag}} + k + D)$. \square

Remark 7.7. A major difference between Lemma 7.2 and 7.6 is the following: Computing the E'_i 's for different non-highway paths can be done simultaneously in Lemma 7.2 because the computation happens entirely within E'_i . In Lemma 7.6, however, k many additional aggregate computation over the BFS tree is needed for each highway. Later when we have to do it over many highways parallelly, we will see that we have to perform $\tilde{O}(N_{\text{frag}})$ many aggregate computations. When we pipeline them, the complexity of aggregate computation will be $\tilde{O}(D + N_{\text{frag}})$ and the total rounds complexity will be $\tilde{O}(D_{\text{frag}} + N_{\text{frag}} + D)$.

8 Finding the min 2-respecting cut

We will next explain how to find the 2 tree edges e, e' that define the minimum cut. We divide to cases depending if the edges e, e' are part of a highway or a non-highway. We start by explaining how we deal with the simple case that the cut is defined by one tree edge, and then focus on the case that the cut is defined by two edges.

8.1 1-respecting cut

From Claim 3.5, for each tree edge e , the value of the 1-respecting cut defined by e is $\text{Cov}(e)$, and is known to e , by Claim 4.5. Thus, in $O(D)$ rounds, all the network can know the value $\min_{e \in E} \text{Cov}(e)$ of the min 1-respecting cut, as well as the edge e minimizing this expression. From here on we assume that the min cut is attained as the 2-respecting cut of some pair of tree edges.

8.2 Simple cases with non-highways

In this section, we discuss simple cases with non-highways. We break each non-highway path into $O(\log n)$ parts according to the layers. When we refer to a non-highway path P' , we refer to a non-highway in some layer i . We discuss the following cases.

1. e and e' are in the same non-highway P' .
2. e' is in a non-highway P' and e is in a non-highway above it the same fragment.
3. e' is in a non-highway P' and e is in the highway of the same fragment.
4. e' and e are in orthogonal non-highways.

Note that if e' and e are in non-highways in different fragments, they must be orthogonal, as the only edges above a non-highway in different fragments are highway edges. Hence, the above cases include all the options where e and e' are in non-highways, as well as the case that one of them is in a non-highway, and the other is in the highway of the same fragment. The following claim is useful for the proof, and shows that it is efficient to broadcast information inside all non-highway paths in the same layer.

Claim 8.1. Fix a layer j , and assume that for each non-highway path P in layer j there are k pieces of information of size $O(\log n)$ where initially each one of them is known by some vertex in $T(P)$. In $O(D_{\text{frag}} + k)$ rounds, all the vertices in $T(P)$ can learn all the k pieces of information. In addition, this computation can be done in all non-highway paths P in layer j in parallel.

Proof. Note that since P is a non-highway path, the entire subtree $T(P)$ is in the fragment of P and has diameter D_{frag} . To solve the task, we use pipelined upcast and broadcast in the subtree $T(P)$. First, we collect all k pieces of information in the root r_P , and then broadcast them to the whole tree $T(P)$, using pipelining this takes $O(D_{\text{frag}} + k)$ rounds. Additionally, as the different trees $T(P)$ of paths P in layer j are edge disjoint by Observation 5.28, the computation can be done in parallel for all non-highway paths in layer j . \square

We first make sure that all vertices in $T(P')$, learn the values $\{e, \text{Cov}(e)\}_{e \in P'}$.

Claim 8.2. In $\tilde{O}(D_{\text{frag}})$ time, for all non-highways P' , all vertices in $T(P')$ learn the values $\{e, \text{Cov}(e)\}_{e \in P'}$.

Proof. We work in $O(\log n)$ iterations corresponding to the layers. In iteration i , we take care of non-highways P' in layer i . We use Claim 8.1 to let all vertices in $T(P')$ learn the values $\{e', \text{Cov}(e')\}_{e' \in P'}$. As the diameter of P' is $O(D_{\text{frag}})$, this is $O(D_{\text{frag}})$ information, hence this computation takes $O(D_{\text{frag}})$ time by Claim 8.1. In addition, this can be done for all paths P' in layer i simultaneously. Note that all edges e know the values $\text{Cov}(e)$ and their layer due to Claim 4.5 and Lemma 4.14, hence the information $\{e', \text{Cov}(e')\}$ is initially known by the edge $e' \in P'$, as required for using the claim. The time complexity for all iterations is $\tilde{O}(D_{\text{frag}})$. \square

We next discuss the first 3 cases.

Claim 8.3. Cases 1, 2, and 3 can be solved in $\tilde{O}(D + D_{\text{frag}})$ time. At the end of the computation, all vertices in the graph know the values $\{e', e, \text{Cut}(e', e)\}$ for the two edges e', e such that $\text{Cut}(e', e)$ is minimal, among these cases.

Proof. We work in $O(\log n)$ iterations, where in iteration i we take care of the case that $e' \in P'$, where P' is a non-highway in layer i , and e is either in P' above e' , or above it in a non-highway in the same fragment, or in the highway of the same fragment.

First, from Claim 8.2, all edges $e' \in P'$ know the information $\{e', \text{Cov}(e')\}_{e' \in P'}$. Given this information, we can use Claim 6.5 to let all edges $e' \in P'$, where P' is in layer i , learn the values $\text{Cut}(e', e)$, for e that is in the highway of the fragment, or in a non-highway above e' in the fragment, this is done for all non-highways in layer i in parallel and takes $O(D_{\text{frag}})$ time. In addition, we use Claim 6.6 to let all edges $e' \in P'$, where P' is in layer i , to learn the values $\text{Cut}(e', e)$ where e is an edge above e' in P' . Again, the computation is done in all paths P' in the same layer in parallel, and takes $O(D_{\text{frag}})$ time. This completes the description of iteration i . To take care of P' in all layers, we run $O(\log n)$ such iterations, which takes $\tilde{O}(D_{\text{frag}})$ time. After this computation, for each two edges e', e in Cases 1, 2, and 3, one of the two edges knows the values $\{e', e, \text{Cut}(e', e)\}$.

To find the minimum 2-respecting cut among these cases, we run a convergecast in a BFS tree to learn about the minimum value computed, then we can broadcast the information to all vertices, this takes $O(D)$ time. \square

We next discuss the case that e', e are in orthogonal non-highways.

Claim 8.4. Case 4 can be solved in $\tilde{O}(D + D_{\text{frag}})$ time. At the end of the computation, all vertices in the graph know the values $\{e', e, \text{Cut}(e', e)\}$ for the two edges e', e such that $\text{Cut}(e', e)$ is minimal, from this case.

Proof. Here, we work in $O(\log^2 n)$ iterations (i, j) , for $1 \leq i \leq j \leq \log n$, where in iteration (i, j) we take care of the case that $e' \in P'$ in layer i , and $e \in P$ in layer $j \geq i$, where P', P are orthogonal non-highways.

We next focus on iteration (i, j) . Fix a non-highway P' in layer i . Note that from Corollary 5.29, the path P' is potentially interested in $O(\log n)$ paths of layer $j \geq i$. In addition, due to Claim 5.30, all vertices in $T(P')$ know the set of $O(\log n)$ orthogonal paths of layer j , that P' is potentially interested in, in particular they know the lowest and highest vertex in each such path. We next fix one such path, P . From Claim 5.15, there is an edge between $T(P^\downarrow)$ and $T(P'^\downarrow)$. We denote the first such edge as f , breaking symmetries according to the ids of vertices in f . Note that the subtrees $T(P^\downarrow)$ are disjoint for paths in the same layer by

Observation 5.28, hence f is a different edge for different pairs P', P such that P' in layer i and P is in layer j .

We next let all vertices in $T(P')$ learn about f . This is done as follows. First, we run an aggregate computation in $T(P')$ to compute the first edge with one endpoint in $T(P'^\downarrow)$ and one endpoint in $T(P^\downarrow)$. Note that all vertices in $T(P'^\downarrow)$ adjacent to an edge with endpoint in $T(P^\downarrow)$ can check that the second endpoint is in $T(P^\downarrow)$ using the LCA labels of edges, as follows. Let dec, anc be the lowest and highest vertices in P , respectively. A vertex u is in $T(P^\downarrow)$ iff $LCA(u, dec)$ is a vertex in P , which is not anc . This can be checked using LCA labels as all vertices in $T(P')$ know anc, dec . First, compute $w = LCA(u, dec)$ and then compare w to anc to check if it is strictly below it or not. This allows computing the edge f in $T(P')$, using broadcast, all vertices in $T(P')$ learn about f . Also, from Claim 8.2, all vertices in $T(P)$ know all values $\{e, \text{Cov}(e)\}_{e \in P}$.

Given this information, we can use Claim 6.7, to let all edges $e' \in P'$, learn the values $\text{Cut}(e', e)$ for $e \in P$ in $O(D_{\text{frag}})$ time. To do so for all $O(\log n)$ orthogonal paths P of layer j that P' is potentially interested in, we run $O(\log n)$ such computations, which takes $\tilde{O}(D_{\text{frag}})$ time, and can be done in parallel for all non-highways P' in layer i . This completes the description of iteration (i, j) . Overall we have $O(\log^2 n)$ iterations, which results in a complexity of $\tilde{O}(D_{\text{frag}})$ time. After this, for each pair of edges e', e in orthogonal non-highways, one of the edges knows the values $\{e', e, \text{Cut}(e', e)\}$. To find the minimum 2-respecting cut of this case we use convergecast and broadcast in a BFS tree, which takes $O(D)$ time. \square

A schematic description of the algorithm for non-highways appears in Algorithm 8.5.

Algorithm 8.5 Schematic algorithm for the non-highway case

Require: From Claim 5.30 and Corollary 5.29, for each non-highway bough P' in layer i and for each $j \geq i$, all vertices in $T(P')$ know a set of orthogonal non-highway paths in layer j from $\text{Int}_{\text{pot}}(P')_{\text{ext}}$.

- 1: For each non-highway P' in layer $1 \leq i \leq L$, all vertices in $T(P')$ learn the values $\{e, \text{Cov}(e)\}_{e \in P'}$. ▷ See Claim 8.2
 - 2: **for** every layer $1 \leq i \leq L$ **do**
 - 3: **for** Every non-highway P' in layer i in parallel **do**
 - 4: Use Claim 8.3 to find the values of 2-respecting cuts $\{e', e\}$ where: Both e' and e are in P' , or $e' \in P'$ and e is in the fragment highway of the same fragment, or $e' \in P'$ and e is in a non-highway above e' in the same fragment.
 - 5: At the end of the computation, for each one of the above cuts at least one of the edges $\{e, e'\}$ knows the values $\{e', e, \text{Cut}(e', e)\}$.
 - 6: **for** every layer $1 \leq i \leq L$ **do**
 - 7: **for** Every non-highway P' in layer i in parallel **do**
 - 8: **for** Every layer $j \geq i$ **do**
 - 9: **for** Every path P in layer j that P' is potentially interested in **do**
 - 10: Find an edge f between $T(P'^\downarrow)$ and $T(P^\downarrow)$ that exists from Claim 5.15.
 - 11: Use f to route the values $\{e, \text{Cov}(e)\}_{e \in P}$ from $T(P)$ to $T(P')$.
 - 12: Let all edges $e' \in P'$ compute the values $\{\text{Cut}(e', e)\}_{e \in P}$. ▷ See Claims 8.4 and 6.7.
 - 13: Communicate over a BFS tree to let all vertices learn the values $\{e', e, \text{Cut}(e', e)\}$ for edges e', e in the above cases that minimize $\text{Cut}(e', e)$.
-

8.3 Exactly one cut edge in a highway

Here we discuss the case that the 2-respecting cut is defined by two edges e', e such that e' is in a non-highway P' , and e is in a highway P in different fragment. The case that e is in a highway in the same fragment was already discussed in Section 8.2. We will deal separately with the case that there is an edge between $T(P')$ and the fragment F_P of P , and the case there is no such edge. To do so, we first show the following.

Claim 8.6. *In $\tilde{O}(D_{\text{frag}} + N_{\text{frag}})$ time, for all non-highways P' , all vertices in $T(P')$ know for each fragment F whether there is an edge between $T(P'^\downarrow)$ and F , and the identity of an edge between $T(P'^\downarrow)$ and F if exists.*

Proof. We work in $O(\log n)$ iterations according to the layers. In iteration i , we take care of non-highways P' in layer i . We work as follows. Given a fragment F , we run an aggregate computation in $T(P')^\downarrow$ to learn the identity of the first edge between $T(P')^\downarrow$ and F if exists (for this, we use the fact that both endpoints of an edge can learn the fragments these endpoints belong to), then we broadcast the information to $T(P')$. To do so for all fragments, we run $O(N_{\text{frag}})$ aggregate and broadcast computations, which takes $O(D_{\text{frag}} + N_{\text{frag}})$ time using pipelining. This can be done in parallel for all non-highways P' in the same layer, as their trees $T(P')$ are edge-disjoint. Computing this for all layers, results in $\tilde{O}(D_{\text{frag}} + N_{\text{frag}})$ time. \square

Next, we deal with the case that there is no edge between a non-highway and a highway.

Claim 8.7. *In $\tilde{O}(D + D_{\text{frag}} + N_{\text{frag}})$ time, all vertices learn the values $\{e', e, \text{Cut}(e', e)\}$ for edges e', e that minimize the expression $\text{Cut}(e', e)$, where e' is in a non-highway P' , and e is in a highway P , such that there is no edge between $T(P')^\downarrow$ and the fragment F_P of P .*

Proof. We work in $O(\log n)$ iterations according to the layers. In iteration i , we take care of all non-highways P' in layer i . We first let all edges $e' \in P'$ learn the values $\text{Cov}^{\text{extr}}(e', P)$ for all highways P , this takes $O(D_{\text{frag}} + N_{\text{frag}})$ time using Claim 6.11, and can be done in all non-highways in the same layer simultaneously. Then, we let all vertices learn the values $\{e_{\min}^P, \text{Cov}(e_{\min}^P)\}$ for all highways P , where e_{\min}^P is the edge $e \in P$ such that $\text{Cov}(e)$ is minimal. This takes $O(D + N_{\text{frag}} + D_{\text{frag}})$ time by Claim 6.13.

We next use this information to find the min 2-respecting cuts that have one edge in P' and one edge in a highway P such that there is no edge between $T(P')^\downarrow$ and the fragment F_P of P . Note that all vertices in $T(P')$ know exactly the identity of all such highways from Claim 8.6. We next fix such highway P . We can use Lemma 6.14, to let all edges in P' , learn the values $\{e', e, \text{Cut}(e', e)\}$ for edges $e' \in P', e \in P$ such that $\text{Cut}(e', e)$ is minimal. This requires one aggregate and broadcast computations in P' . To do so for all such highways P , we do $O(N_{\text{frag}})$ computations, which takes $O(D_{\text{frag}} + N_{\text{frag}})$ time, and can be done in parallel in different non-highways in layer i . To take care of non-highways in all layers, we have $O(\log n)$ iterations, which overall takes $\tilde{O}(D_{\text{frag}} + N_{\text{frag}})$ time.

After this, for each pair of a non-highway P' and a highway P , where there is no edge between $T(P')^\downarrow$ and F_P , the vertices in P' know the values $e', e, \text{Cut}(e', e)$ for edges $e' \in P', e \in P$ that minimize this expression. To learn the minimum such value over all pairs, we use convergecast and broadcast in a BFS tree, which takes $O(D)$ time. \square

We next discuss the case there is an edge between a non-highway and a highway. Here, we use the partitioning described in Section 7.2, and bounds on the number of paths each path is potentially interested in from Section 5.3 to obtain a fast algorithm. Note that it is enough to compare a non-highway and a highway that are potentially interested in each other, as if $e' \in P', e \in P$ define the minimum 2-respecting cut, it holds that P' and P are potentially interested in each other.

Claim 8.8. *In $\tilde{O}(D + D_{\text{frag}} + N_{\text{frag}})$ time, all vertices learn the values $\{e', e, \text{Cut}(e', e)\}$ for edges e', e that minimize the expression $\text{Cut}(e', e)$, where e' is in a non-highway P' , and e is in a highway P , such that there is an edge between $T(P')^\downarrow$ and the fragment F_P of P , and such that P' and P are potentially interested in each other.*

Proof. We start by fixing a non-highway path P' of layer j and a long path composed of highways P_H that P' is potentially interested in, and describe the computation needed to compare P' and P_H . Later, we explain how to do many such computations in parallel. Note that from Corollary 5.31, and by iterating over all layers of the skeleton tree, one can deduce that each non-highway path P' is only potentially interested in $O(\log^2 n)$ such paths P_H , that is because each edge keeps bough highway paths in its set of potentially interested paths. Also, from Claim 5.32, all vertices in $T(P')$ know exactly the identity of all such paths P_H . Also, from the structure of the decomposition, any path P_H composed of highways, that does not contain the highway in the fragment of P' is either completely orthogonal to P' or completely above P' .

Let P_1, \dots, P_k be the different highways in P_H going from the lowest to highest in the tree. We use Lemma 7.2 to break the edges of P' to subsets E'_1, \dots, E'_k , such that it is enough to solve the problems defined by the pairs (P_i, E'_i) , i.e., compare only the edges E'_i to P_i (see Lemma 7.2 for the exact statement). To do so, all vertices should know the values $\{e, \text{Cov}(e)\}$, for all edges e that are highest or lowest in some highway, this can be obtained in $O(D + N_{\text{frag}})$ time using Claim 6.3. Applying Lemma 7.2 takes $O(D_{\text{frag}} + k)$ time, and the computation can be done in parallel for different non-highways in layer i . The Lemma guarantees that $\sum_{i=1}^k |E'_i| = O(D_{\text{frag}} + k)$.

Now we would like to compare E'_i to P_i for all $1 \leq i \leq k$. If there is no edge between $T(P'^\downarrow)$ and P_i , the minimum 2-respecting cut with one edge in P' and one edge in P_i was already computed in Claim 8.7, so we only need to take care of highways P_i such that there is an edge f between $T(P'^\downarrow)$ and P_i . Also, all vertices in $T(P')$ already know about the edge f from Claim 8.6. Moreover, we only need to consider highways P_i that are potentially interested in the path P' . From Corollary 5.33 and Claim 5.34, each highway P_i is only potentially interested in $O(\log n)$ non-highways P' in layer j , and all the vertices in the fragment of P_i know the list of non-highways in layer j that P_i is potentially interested in. Hence, by communicating on the edge f we can learn whether P_i is potentially interested in P' . Note that this is a different edge for different pairs P', P_i , as the subtrees $T(P'^\downarrow)$ are disjoint, and also the different fragments are disjoint.

For the highways P_i left after the above discussion, we use Lemma 6.12 to compare E'_i to P_i . For this, all vertices in $T(P')$ should learn the values $\{\text{Cov}(e'), \text{Cov}^{\text{extr}}(e', P_i)\}_{e' \in E'_i}$ for all $1 \leq i \leq k$. To do so, we first let all edges $e' \in P'$ learn the values $\text{Cov}^{\text{extr}}(e', P)$ for all highways P , this takes $O(D_{\text{frag}} + N_{\text{frag}})$ time using Claim 6.11, and can be done in all non-highways in the same layer simultaneously. Then, the information $\{\text{Cov}(e'), \text{Cov}^{\text{extr}}(e', P_i)\}_{e' \in E'_i}$ is known to the edge e' . To let all vertices in $T(P')$ learn it we use Claim 8.1. As we have $\sum_{i=1}^k |E'_i| = O(D_{\text{frag}} + k)$, this takes $O(D_{\text{frag}} + k)$ time. From Lemma 7.2, we also have that all vertices in $T(P')$ know the identity of all edges in the sets E'_i . We next discuss the information known in P_i . First, using upcast and broadcast in the fragment F_{P_i} of P_i , we can make sure that all vertices in the fragment know all the values $\{\text{Cov}(e)\}_{e \in P_i}$, they can also learn the identity of the edge f between $T(P'^\downarrow)$ and F_{P_i} , as follows. As vertices in $T(P'^\downarrow)$ know the identity of f , then f has an endpoint that knows about it, and can inform the second endpoint in F_{P_i} . Then, the information can be broadcast in F_{P_i} . This is only done if P_i is potentially interested in P' , hence only $O(\log n)$ times for non-highways P' in layer j . This shows that vertices in $T(P')$ and F_{P_i} have all the information needed for applying Lemma 6.12.

From Lemma 6.12, using $O(|E'_i|) = O(D_{\text{frag}})$ aggregate and broadcast computations in F_{P_i} , each edge $e \in F_{P_i}$ would know the values $\text{Cut}(e', e)$ for all edges $e' \in E'_i$. As P_i is potentially interested in $O(\log n)$ paths P' in layer j , participating in all computations takes at most $\tilde{O}(D_{\text{frag}})$ time. Note that even if the fragment highway P is included in several different super-highways that P' is potentially interested in, comparing P' and P requires only $O(D_{\text{frag}})$ time in total (i.e., P does not repeat the comparison with P' for each super highway P is a part of and P' is potentially interested in), as P' sends to P information about at most $O(D_{\text{frag}})$ edges in all these computations together. Moreover, the computation was inside F_{P_i} , hence we can work in parallel in different fragments. This allows comparing E'_i to P_i for all $1 \leq i \leq k$ in parallel. This concludes the description of comparing P' to P_H . To compare P' to all $O(\log^2 n)$ long highway paths P_H that P' is potentially interested in, we repeat this computation $O(\log^2 n)$ times (the partitioning requires $O(D_{\text{frag}} + k)$ time for each of these computations separately, the parts within different highways can be done in parallel). Also, as discussed throughout, this computation can be done for all non-highways in layer j in parallel (this results in $\tilde{O}(D_{\text{frag}})$ time inside each highway as explained above). To take care of non-highways of all layers, we have $O(\log n)$ such iterations. The overall complexity is $\tilde{O}(D + D_{\text{frag}} + N_{\text{frag}})$.

At the end of the computation, for each pair of a non-highway P' and a highway P that have an edge between them, and are also potentially interested in each other, we have a vertex that knows the values $e', e, \text{Cut}(e', e)$ for $e' \in P', e \in P$ that minimize $\text{Cut}(e', e)$. To learn the minimum value over all such pairs, we use broadcast and convergecast in a BFS tree which takes $O(D)$ time. \square

A schematic description of the algorithm for the non-highway-highway case appears in Algorithm 8.9.

Algorithm 8.9 Schematic algorithm when exactly one edge is in a highway

Require: From Claim 5.32, for each non-highway bough P' in layer $1 \leq i \leq L$, all vertices in $T(P')$ know a set super-highways $P_H \in \text{Int}_{\text{pot}}(P')_{\text{ext}}$. Each such super-highway is either completely above or completely orthogonal to the fragment of P' .

Require: From Claim 5.34, for each fragment highway P and each layer $1 \leq i \leq L$, all vertices in the fragment F_P know a set of non-highway paths of layer i from $\text{Int}_{\text{pot}}(P)_{\text{ext}}$ that are not in F_P .

- 1: For each non-highway P' in layer $1 \leq i \leq L$ and all fragments F , all vertices in $T(P')$ learn if there is an edge between $T(P'^{\downarrow})$ and the fragment F , and if so, the identity of such edge.

▷ See Claim 8.6
 - 2: **for** every layer $1 \leq i \leq L$ **do**
 - 3: **for** Every non-highway P' in layer i in parallel **do**
 - 4: **for** Every fragment highway P where there is no edge between $T(P'^{\downarrow})$ and F_P **do**
 - 5: Compute $\{e', e, \text{Cut}(e', e)\}$ for $e' \in P', e \in P$ that minimize this expression.

▷ See Claim 8.7
 - 6: **for** every layer $1 \leq i \leq L$ **do**
 - 7: **for** Every non-highway P' in layer i in parallel **do**
 - 8: **for** Every super-highway $P_H \in \text{Int}_{\text{pot}}(P')_{\text{ext}}$ **do**
 - 9: Let P_1, \dots, P_k be the fragment highways of P_H .
 - 10: Partition the edges of P' into sets E'_1, \dots, E'_k such that we only need to compare E'_i to P_i .

▷ Use Lemma 7.2
 - 11: **for** Each fragment highway P_j where there is an edge f between $T(P'^{\downarrow})$ and F_{P_j} in parallel **do**
 - 12: Use f to route the information $\{e', \text{Cov}(e'), \text{Cov}^{\text{extr}}(e', P_j)\}_{e' \in E'_j}$ from P' to P_j .
 - 13: The cut values would be computed by the fragment highways P_j that are potentially interested in P' , as described next. If P_j is not potentially interested in P' there is no need to compute the values.

▷ See Claim 8.8
 - 14: **for** every fragment highway P **do**
 - 15: **for** every non-highway bough P' in layer i from the set $\text{Int}_{\text{pot}}(P)_{\text{ext}}$ **do**
 - 16: Compute the values $\{\text{Cut}(e', e)\}_{e' \in P', e \in P}$ for all edges e' where the values $\{e', \text{Cov}(e'), \text{Cov}^{\text{extr}}(e', P)\}$ were received from P' .

▷ See Claim 8.8 and Lemma 6.12
 - 17: Communicate over a BFS tree to let all vertices learn the values $\{e', e, \text{Cut}(e', e)\}$ for edges e', e in the above cases that minimize $\text{Cut}(e', e)$.
-

8.4 Both cut edges in highways

Now we turn to discussing the case of 2-respecting cuts when both cut edges e and e' are in different highway paths. The case when both edges are in the same highway will be discussed after that. We first show a claim analogous to Claim 8.6.

Claim 8.10. *In $\tilde{O}(D_{\text{frag}} + N_{\text{frag}})$ time, for all highways P' (inside different fragments $F_{P'}$), all vertices in $F_{P'}$ know for each fragment F whether there is an edge between $F_{P'}$ and F , and the identity of an edge between $F_{P'}$ and F if exists.*

Proof. The proof is similar to that of Claim 8.6 as well. We run an aggregate computation inside $F_{P'}$ to learn the identity of the first edge between $F_{P'}$ and F , and if such an edge exist, we broadcast this information

inside $F_{P'}$. This requires $O(D_{\text{frag}})$ rounds. As there are N_{frag} many fragments F , doing so for all fragments requires $\tilde{O}(D_{\text{frag}} + N_{\text{frag}})$ rounds. We can do it for all short highways simultaneously as the fragments $F_{P'}$'s are disjoint for different short highways. \square

The next will be a two step argument, each step requiring the monotonicity property as presented in Claim 7.1: In the first step, we compute the complexity of comparing a highway path inside a fragment and a long highway path. This is where we use the partitioning trick on the short highway path to come up with an efficient algorithm—similar to what we have already seen in the previous section when we compared a non-highway path (which, by definition, is contained inside a fragment) and a long highway path. In the second step, we use this algorithm as a subroutine to come up with a divide and conquer technique for comparing a long highway to a long highway. This step also uses the monotonicity property of the minimum 2-respecting cut. Recall that, when we compare two long highway paths P_{H_1} and P_{H_2} , a highway P inside a fragment F in either of the long highway paths is *active* if P is *potentially interested* in the other long highway path. In both steps mentioned before, the complexity is in terms of the number of *active* highways in the computation, and not in terms of the number of total highways in the computation. This is crucial because this will help us bound the complexity when we compare many pairs of long highway paths simultaneously—we will use Theorem 5.37 which bounds the number of pairs an *active* highway takes part in is $O(\log^2 n)$. Next, we start with assuming the complexity of the first step, and show how to implement the second step. We then prove the complexity of the first step.

Claim 8.11. *Let P' be a highway completely contained in a fragment and P_H be a highway path spread across many fragments P_1, \dots, P_k such that P' is non-splittable w.r.t. P_H . Let ℓ many highways in P_H are labelled as ‘active’.*

1. *In time $\tilde{O}(\ell + D + D_{\text{frag}})$ all vertices learn the value $\{e, e', \text{Cut}(e, e')\}$ for edges e and e' that minimize $\text{Cut}(e, e')$ where e is in one of the ‘active’ highways of P_H and $e' \in P'$.*
2. *The computation is done inside P' and the active components of P_H which is $\tilde{O}(\ell + D_{\text{frag}})$ bits of aggregate computation and, in addition, a broadcast of $\tilde{O}(\ell)$ bits of communication over the BFS tree of G is performed.*

An algorithm for two highway paths. We will now show, assuming Claim 8.11, how to compare different pairs of highways efficiently. To this end, we first focus on one pair of highway paths for now—this will showcase the divide and conquer technique that we want to employ. Later we show how to take care of all pairs of highways in parallel using Theorem 5.37. Consider two highways P_{H_1} and P_{H_2} where P_{H_1} has ℓ_1 many active short highways w.r.t. P_{H_2} and P_{H_2} has ℓ_2 many active short highways w.r.t. P_{H_1} . We make the following claim.

Claim 8.12. *Consider two highway paths P_{H_1} and P_{H_2} where P_{H_1} has ℓ_1 many active highways w.r.t. P_{H_2} and P_{H_2} has ℓ_2 many active highways w.r.t. P_{H_1} . Also, assume that all vertices in P_{H_1} and P_{H_2} know the set of these active highways.*

Then there is an algorithm such that the minimum 2-respecting cut, where one edge from P_{H_1} and another tree edge from P_{H_2} is included, can be found in time $\tilde{O}(\ell_1 + \ell_2 + D_{\text{frag}} + D)$. This computation requires $\tilde{O}(\ell_1 + \ell_2)$ bits of broadcast computation and at most $(\ell_1 + \ell_2 + D_{\text{frag}})$ bits of aggregate computation inside a fragment corresponds to an active highway.

Proof. Let us order the active components in P_{H_1} as $P_{H_1}^1, \dots, P_{H_1}^{\ell_1}$, and similarly the active components of P_{H_2} are $P_{H_2}^1, \dots, P_{H_2}^{\ell_2}$ such that $P_{H_1}^1$ is the closest highway in P_{H_1} to $P_{H_2}^1$ and vice versa (where the distance is measure via the unique path between P_{H_1} and P_{H_2} , see Figure 19 for reference). We first do the following two comparisons, each between a short highway and a long highway:

1. First $P_{H_1}^{\ell_1/2}$ runs the algorithm from Claim 8.11 with P_{H_2} but only with the *active* highways of P_{H_2} . Let the tree edge from P_{H_2} taking part in this minimum 2-respecting cut is in component ℓ_i for P_{H_2} . As we have learnt from Claim 8.11, this requires $O(\ell_2 + D_{\text{frag}} + D)$ rounds.
2. Then $P_{H_2}^{\ell_i}$ runs the algorithm from Claim 8.11 with P_{H_1} . This requires $O(\ell_1 + D_{\text{frag}} + D)$ rounds.

In total, these two comparisons require $O(\ell_1 + \ell_2 + D_{\text{frag}} + D)$ rounds when run one after the other.

This gives rise to two disjoint subproblems (See Figure 19 for reference):

- (i) Comparing the prefix of P_{H_1} starting from $P_{H_1}^1$ till (but not including) highway $\ell_1/2$ (which we denote as $P_{H_1}^t$) with the prefix of P_{H_2} starting from $P_{H_2}^1$ till (but not including) highway ℓ_i (which we denote as $P_{H_2}^t$); and,
- (ii) Comparing the suffix of P_{H_1} from (but not including) highway $\ell_1/2$ to $P_{H_1}^{\ell_1}$ (which we denote as $P_{H_1}^b$) with the suffix of P_{H_2} from (but not including) highway ℓ_i to $P_{H_2}^{\ell_2}$ (which we denote as $P_{H_2}^b$).

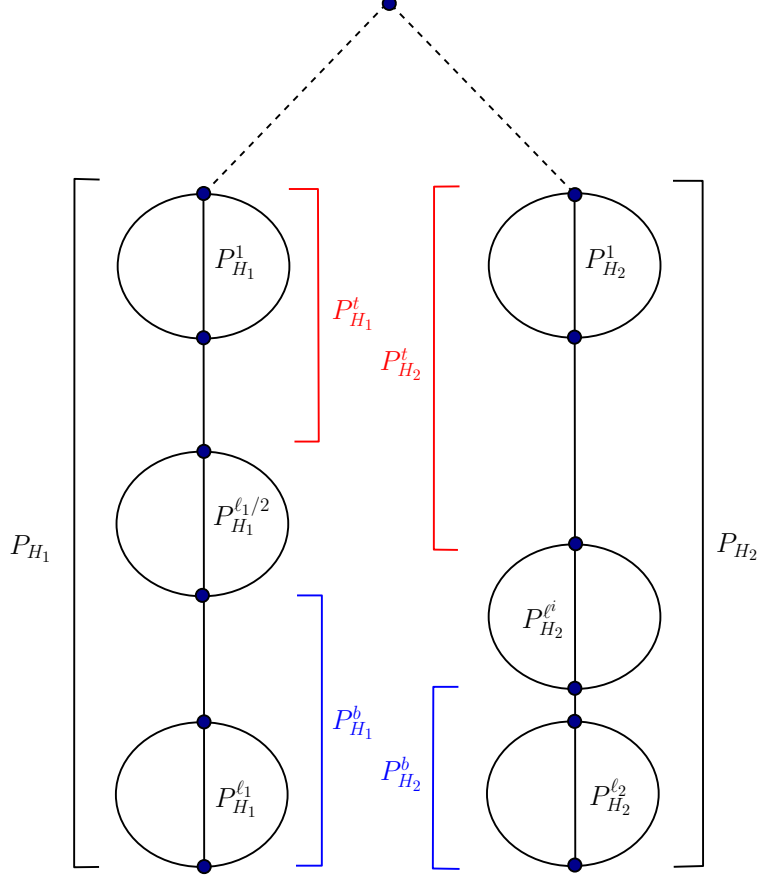


Figure 19: Recursion step of the algorithm for Claim 8.12

Note that, because of the guarantee of Claim 8.11, all edges of P_{H_1} and P_{H_2} know which subproblem they are included. Let the number of active components in $P_{H_1}^t, P_{H_1}^b, P_{H_2}^t$ and $P_{H_2}^b$ be $\ell_1^t, \ell_1^b, \ell_2^t, \ell_2^b$ respectively. Note that $\ell_1^t + \ell_1^b = \ell_1 - 1$, and $\ell_2^t + \ell_2^b = \ell_2 - 1$. We recurse parallelly in these two sub-problems by again choosing middle components in $P_{H_1}^t$ and $P_{H_1}^b$. The point to note over here is the following: Because comparing $P_{H_1}^t$ with $P_{H_2}^t$ and comparing $P_{H_1}^b$ with $P_{H_2}^b$ are disjoint subproblems, the computations within the fragments of the active highways for these two subproblems can be done parallelly. The total number of bits that need to be broadcast is $O(\ell_1^t + \ell_2^t)$ for the first subproblem, and $O(\ell_1^b + \ell_2^b)$ for the second subproblems, which can be pipelined: This requires $O(\ell_1^b + \ell_2^b + \ell_1^t + \ell_2^t + D)$ rounds, i.e., $O(\ell_1 + \ell_2 + D)$ rounds. Hence, total number of rounds required in this iteration is $O(\ell_1 + \ell_2 + D_{\text{frag}} + D)$.

This argument extends in all levels of recursion, i.e., each level of recursion can be done in time $O(\ell_1 + \ell_2 + D_{\text{frag}} + D)$. At the end, the algorithm compares many disjoint pairs of active highway and highway path in parallel such that the total number of active highways in all these pairs (including those in the highway paths) is $O(\ell_1 + \ell_2)$ (i.e., the leaves of the recursion tree correspond to comparing an active highway and a highway path). Using Claim 8.11, this can be done in time $O(\ell_1 + \ell_2 + D_{\text{frag}} + D)$ as well. Note that there are $\log \ell_1$ levels of recursion—this is because, in each level of recursion, the number of active highways in P_H^t becomes half of what it was before. Hence the total time taken is $O(\ell_1 + \ell_2 + D_{\text{frag}} + D) \log \ell_1 = \tilde{O}(\ell_1 + \ell_2 + D_{\text{frag}} + D)$.

Correctness. To argue the correctness, we need to argue that when we break a problem of comparing two highway paths into two disjoint subproblems (as is done in every recursion step), it is enough to solve these

two subproblems to get the minimum 2-respecting cuts. We show that this holds for the first recursion call—similar argument extends to all recursion calls. We know that the minimum 2-respecting cut which has one tree-edge in $P_{H_1}^{\ell_1/2}$ has another tree-edge in $P_{H_2}^{\ell_i}$. We just need to show, at this point, that the minimum 2-respecting cut, which has one tree-edge in $P_{H_1}^t$ must have another edge in $P_{H_2}^t \circ P_{H_2}^{\ell_i}$, and the minimum 2-respecting cut, which has one tree-edge in $P_{H_1}^b$ must have another edge in $P_{H_2}^{\ell_i} \circ P_{H_2}^b$ (\circ denotes concatenation). This follows immediately from the monotonicity of minimum 2-respecting cut (Claim 7.1). Because we compare $P_{H_2}^{\ell_i}$ with P_{H_1} to find out the minimum 2-respecting cut which has one edge in $P_{H_2}^{\ell_i}$ and another edge in P_{H_1} , it is now enough to consider the two disjoint subproblems. Hence the correctness follows. \square

Dealing with many pairs of highway paths. Now we consider the set \mathcal{P} as discussed in Theorem 5.37. A high level schematic algorithm is given as Algorithm 8.13. There are going to be $\log n$ many levels of recursion as before: It is instructive to keep in mind the algorithm from Claim 8.12. We will run this algorithm for each pair from $R \subseteq \mathcal{P} \times \mathcal{P}$ (as in Theorem 5.37) in parallel, each of which will have $O(\log n)$ many levels of recursion. In level j of recursion, we will complete the corresponding levels in all these instantiations of the algorithm before we move on to the next iteration. Let us denote set of highway pairs that we solve for in level j as $R^{(j)}$, and we start with $R^{(1)} = R$. From Theorem 5.37, we know that every highway component takes part in $B_{path} \cdot \log n$ many pairs in \mathcal{P} where it is active. We will maintain this invariant in all $R^{(j)}$.

In the first iteration, we compare all pairs of $R^{(1)}$ simultaneously: The broadcast computation required for these computations are pipelined over a BFS tree of G , and the aggregate computations inside each fragment due to its participation in $B_{path} \cdot \log n$ many such pairs from R are pipelines inside the fragment. Let us now try to compute the round complexity of each iteration: We compute how many bits are broadcast in total and how many bits are aggregated inside any fragment in total. By Claim 8.12, each pair P_{H_1} and P_{H_2} requires time $(\ell_1 + \ell_2 + D_{frag} + D)$ time of which $\tilde{O}(\ell_1 + \ell_2)$ bits are broadcast over G . Note that each highway inside a fragment takes part in $B_{path} \cdot \log n = O(\log^2 n)$ many pairs as active highway. So the total number of bits that are broadcast can be upper bounded by

$$\sum_{(P_i, P_j) \in R} (\ell_i + \ell_j) = \sum_{P: \text{component}} (\# \text{ of pairs from } R \text{ where } P \text{ is active}) = O(N_{frag} \cdot \log^2 n),$$

which can be broadcast in time $O(N_{frag} \cdot \log^2 n + D)$. For the internal computation within active components, we know that the total amount of bits aggregated inside an active fragment is at most $\tilde{O}(\ell_1 + \ell_2 + D_{frag})$ -bits. Hence, by a similar calculation as above, the number of bits to be aggregated inside a fragment F in total over all pairs of highway paths where F appears as an active fragment is $\tilde{O}(N_{frag} + D_{frag})$ bits which can be done in time $\tilde{O}(N_{frag} + D_{frag})$ in pipelined fashion. Hence the total round complexity of the first iteration is $\tilde{O}(N_{frag} + D_{frag} + D)$.

In the second iteration, we have the following situation: $R^{(2)}$ is derived from $R^{(1)}$ in the following way. Each pair $(P_{H_1}, P_{H_2}) \in R^{(1)}$ now gives rise to at most two pairs as in Claim 8.12, namely $(P_{H_1}^t, P_{H_2}^t)$ and $(P_{H_1}^b, P_{H_2}^b)$. These pairs are included in $R^{(2)}$. Note that each edge of highway paths in $R^{(1)}$ knows which highway paths in $R^{(2)}$ it participates in. Also, because this decomposition is disjoint, each component takes part in $\log^3 n$ many pairs as active component as before—this is the invariant we wanted to maintain. The algorithm for this iteration is similar to that of the first iteration, except this time we perform on pairs coming from $R^{(2)}$. Hence, by a similar calculation as before we see that this iteration can be completed in time $\tilde{O}(N_{frag} + D_{frag} + D)$.

This concludes the following: As the invariant is maintained in each level of recursion, each level can be performed in time $\tilde{O}(N_{frag} + D_{frag} + D)$. The number of levels of recursion is $O(\log n)$, and hence the total time required is $\tilde{O}(N_{frag} + D_{frag} + D)$ as well.

Algorithm 8.13 Schematic algorithm for super highways

Require: A set R of non-splittable pairs of super highways (P_{H_1}, P_{H_2}) that every vertex v knows about.

```
1: procedure SUPERHIGHWAYCOMPARE( $R$ )
2:   for all pairs  $(P_{H_1}, P_{H_2}) \in R$  do
3:     Let  $P_{H_1}$  has  $\ell_1$  many active fragments, and  $P_{H_2}$  has  $\ell_2$  many active fragments.
4:     if  $\ell_1 = 1$  or  $\ell_2 = 1$  then
5:       Compare  $P_{H_1}$  with  $P_{H_2}$ . ▷ Algorithm 8.14.
6:       Compare  $P_{H_1}^{\ell_1/2}$  with active fragments of  $P_{H_2}$ . Let the respected edge in  $P_{H_2}$ 
       in  $P_{H_2}^{\ell_1}$ . ▷ Algorithm 8.14.
7:       Compare  $P_{H_2}^{\ell_2}$  with active fragments of  $P_{H_1}$ . ▷ Algorithm 8.14.
8:       Remove  $(P_{H_1}, P_{H_2})$  from  $R$  and add  $(P_{H_1}^t, P_{H_2}^t)$  and  $(P_{H_1}^b, P_{H_2}^b)$ .
9:   Run SUPERHIGHWAYCOMPARE on  $R$ .
10: procedure SUPERHIGHWAYSELFCOMPARE( $R$ )
11:   for every  $P_H \in R$  do
12:     if  $\ell = 1$  then
13:       Find min 2-respecting cut when both tree edges are from  $P_H$ .
       ▷ Run algorithm from Lemma 6.25 on  $P_H$ .
14:     Initialize  $R' = \emptyset$ .
15:      $P_H$  has  $\ell$  many fragments. Break  $P_H^t = P_1, \dots, P_{\lfloor \ell/2 \rfloor}$ , and  $P_H^b =$ 
        $P_{\lfloor \ell/2 \rfloor + 1}, \dots, P_\ell$ .
16:     Include  $P_H^t$  and  $P_H^b$  in  $R'$ .
17:     Run SUPERHIGHWAYCOMPARE( $R'$ ).
18:     Remove  $P_H$  from  $R$  and include  $P_H^t$  and  $P_H^b$ .
19:   Run SUPERHIGHWAYSELFCOMPARE on  $R$ .
```

Proof of Claim 8.11

The idea is to use Lemma 6.19 and 6.20 in parallel with highway partitioning. A high level schematic algorithm is provided in Algorithm 8.14. The readers are encouraged to notice the similarity of this proof to that of Section 8.3. Unfortunately, we cannot show an analogous claim as that of Claim 8.7 for highways—this will invariably increase the round complexity. Instead, we focus on only the highways inside a fragment and the highway paths in consideration. Let the *active* highways in P_H be P_1, \dots, P_ℓ . We first look at the case when there is no edge between $F_{P'}$ and F_{P_i} for any $i \in [\ell]$. The idea is to use Lemma 6.20 instead of Lemma 6.14. We need to make sure we can compute all the necessary information needed to apply Lemma 6.20. Clearly, we can use Claim 6.16 to know the value of $\text{Cov}^{\text{extr}}(P', P_i)$ which is a broadcast of $O(1)$ bits. If we do it for all pairs (P', P_i) where P_i is an active component of P_H , then the number of bits to be broadcast is $O(\ell)$ where ℓ is the number of active components of P_H , and hence requires $O(D + \ell)$ rounds. At this point, we will use Lemma 6.20 for all pairs (P', P_i) . Again, each of these instantiation of Lemma 6.20 requires $O(1)$ many aggregate computations inside $F_{P'}$ and F_{P_i} and $O(1)$ bits of broadcast communication. By pipelining these computations for different (P', P_i) pairs, we get round complexity of $O(D + D_{\text{frag}} + \ell)$.

Once we are done with these computations, we turn to the case when there is an edge between $F_{P'}$ and F_{P_i} . Wlog assume all active highways in P_H are such that there is an edge between $F_{P'}$ and F_{P_i} (the case when there is no such edge has already been dealt with). Note that, by Claim 8.10, vertices in $F_{P'}$ also know of one edge between $F_{P'}$ and each component F_{P_i} . First we invoke Lemma 7.6 to partition P in E_1, \dots, E_ℓ corresponding to P_1, \dots, P_ℓ which are different active highways of P_H . This can be done in time $O(D_{\text{frag}} + \ell)$ where, at the end, all vertices in $T(P')$ know the sets E_1, \dots, E_ℓ —the computation is entirely inside $T(P')$ and requires $O(\ell)$ bits of aggregate and broadcast computation. At this point, it is sufficient to compare the pairs (E_i, P_i) for all $i \in [\ell]$.

The idea is similar to that of Claim 8.8, but we would like to replace the algorithm of Lemma 6.12 with Lemma 6.19. For this, we need to check whether we can satisfy the premise of Lemma 6.19. This is also almost identical to that of Lemma 6.12—we simply have to use the claims for highway instead of non-highway. For completeness, we provide this argument here. All vertices in $T(P')$ should learn the

values $\{\text{Cov}(e), \text{Cov}^{\text{extr}}(e, P_i)\}_{e \in E_i}$ for all $1 \leq i \leq \ell$. To do so, we first let all edges $e \in P'$ learn the values $\text{Cov}^{\text{extr}}(e, P)$ for all highways P , this takes $O(D_{\text{frag}} + N_{\text{frag}})$ time using Claim 6.18, and can be done in all highways simultaneously. Note that, after this step, the edges $e \in P_i$ also know the value $\text{Cov}^{\text{extr}}(e, P')$. Then, the information $\{\text{Cov}(e), \text{Cov}^{\text{extr}}(e, P_i)\}_{e \in E_i}$ is known to the edge e . To let all vertices in $T(P')$ learn it we use pipelined upcast and broadcast (similar to Claim 8.1) within $T(P')$. As we have $\sum_{i=1}^k |E_i| = O(D_{\text{frag}} + \ell)$ —which is the number of pairs $\{\text{Cov}(e), \text{Cov}^{\text{extr}}(e, P_i)\}$, and hence the number of bits, that needs to be distributed inside $T_F(P)$ —this takes $O(D_{\text{frag}} + \ell)$ time. From Lemma 7.6, we also have that all vertices in $T(P')$ know the identity of all edges in the sets E_i . The only additional information that Lemma 6.19 requires in its premise is for the vertices of $T(P')$ and F_{P_i} to know the value $\text{Cov}^{\text{extr}}(P', P_i)$. We use Claim 6.16 where $O(\ell)$ many aggregate and broadcast computations over a BFS tree on G are required. This takes time $O(D + \ell)$. This information is known to every vertex of the graph. We next discuss the information known in P_i . First, using upcast and broadcast in the fragment F_{P_i} of P_i , we can make sure that all vertices in the fragment know all the values $\{\text{Cov}(e)\}_{e \in P_i}$, they can also learn the identity of the edge f between $T(P')$ and F_{P_i} , as follows. As vertices in $T(P')$ know the identity of f , then f has an endpoint that knows about it, and can inform the second endpoint in F_{P_i} . Then, the information can be broadcast in F_{P_i} . This is only done if P_i is potentially interested in P' , hence only B_{path} times for P' (from Theorem 5.37; as we have seen in Claim 8.12, P' is an active highway inside a highway path orthogonal to P_H). This shows that vertices in $T_F(P)$ and F_{P_i} have all the information needed for applying Lemma 6.19.

Algorithm 8.14 Schematic algorithm for a fragment highway and a super highway

Input: A fragment highway P and a super highway P_H with active fragments P_1, \dots, P_ℓ .

Output: A minimum 2-respecting cut $C_P = \text{Cut}(e, e')$ where $e \in P$ and $e' \in P_H$.

- 1: **for** every $i \in [\ell]$ **do parallelly**
 - 2: Compute $\text{Cov}^{\text{extr}}(P, P_i)$. ▷ Claim 6.16.
 - 3: **for** every $i \in [\ell]$ such that there is no edge between F_P and F_{P_i} **do parallelly**
 - 4: Compare (P, P_i) . ▷ Lemma 6.20.
 - 5: Let active fragments P_1, \dots, P_k are such that there is an edge between F_P and F_{P_i} for all such P_i .
 - 6: Partition P into E_1, \dots, E_k w.r.t. P_1, \dots, P_k . ▷ Lemma 7.6.
 - 7: **for** every pair (E_i, P_i) **do parallelly**
 - 8: Let the edge between F_P and F_{P_i} be f .
 - 9: Use f to route the information $\{e, \text{Cov}(e), \text{Cov}^{\text{extr}}(e, P_i)\}_{e \in E_i}$ from P to P_i .
 - 10: The cut values is computed by the fragment highways P_i (which is an active fragment). Compute the values $\{\text{Cut}(e, e')\}_{e \in P, e' \in P_i}$ for all edges $e \in E_i$ where the values $\{e, \text{Cov}(e), \text{Cov}^{\text{extr}}(e, P_i)\}_{e \in E_i}$ were received from P . ▷ Lemma 6.19.
 - 11: Communicate over a BFS tree to let all vertices learn the values $\{e, e', \text{Cut}(e, e')\}$ for edges e, e' in the above cases that minimize $\text{Cut}(e, e')$.
-

8.5 Both cut edges in same highway

Note that if both cut edges are in the same highway and *in the same fragment*, then it is already dealt with in 6.25. So we are only interested in the case when the cut edges are in different fragments of the same highway path. Recall that these highway paths are actually maximal highway paths in some layer. We will use Claim 8.12 in a divide and conquer fashion—a similar technique was used in Algorithm 3.3 in [MN20]. The idea is simple: We know how to efficiently compare two disjoint highway paths. Given a highway path P_H consisting of (not necessarily active¹⁰) highways P_1, \dots, P_ℓ , we will employ a divide and conquer technique which will run for $O(\log \ell)$ rounds. In round i , we will work on the set of highways $\mathcal{P}^{(i)}$ which we will define below. Initially, in the first round, $\mathcal{P}^{(1)} = \mathcal{P}$ (See The set discussed in Theorem 5.37). We will also maintain the invariant that the highways in $\mathcal{P}^{(i)}$ are disjoint. To start with, by construction, the highways of \mathcal{P} are disjoint.

¹⁰We do not need to consider active highways here, because by construction every highway takes part in exactly one computation in each iteration of the algorithm contrary to B_{path} many computations as is the case in comparing two highway paths.

- In the first rounds, we will compare the highway composed of $P_1, \dots, P_{\lfloor \ell/2 \rfloor}$ (denote it as P_H^1) with the highway composed of $P_{\lfloor \ell/2 \rfloor + 1}, \dots, P_\ell$ (denote it as P_H^2) for every $P_H \in \mathcal{P}^{(1)}$. Using Claim 8.12, we can do it in $O(\ell + D_{\text{frag}} + D)$ rounds (out of which $O(\ell + D)$ rounds are needed for broadcasting $O(\ell)$ bits of information and the rest of the computation is local). We will do it for all highways in the set \mathcal{P} in parallel. As the highways in \mathcal{P} are disjoint and the number of fragments is N_{frag} , it is easy to see that this can be done in $O(N_{\text{frag}} + D_{\text{frag}} + D)$ rounds. At the end, all vertices know the tuples $\{e, e', \text{Cut}(e, e')\}$ for each pair (P_H^1, P_H^2) where $e \in P_H^1$ and $e' \in P_H^2$ and (e, e') minimizes such $\text{Cut}(e, e')$.
- In the second round, we construct the set $\mathcal{P}^{(2)}$ by putting P_H^1 and P_H^2 of all highways $P_H \in \mathcal{P}^{(1)}$. Note that, because the vertices know the set $\mathcal{P}^{(1)}$, they can locally compute the set $\mathcal{P}^{(2)}$. We follow the same procedure as in the first round, i.e., we divide the highway paths in $\mathcal{P}^{(2)}$ and compare them. Note that the highways of $\mathcal{P}^{(2)}$ are disjoint as well—this is the invariant we wanted to maintain. Hence this step can also be performed in $O(N_{\text{frag}} + D_{\text{frag}} + D)$ rounds.
- We continue this divide and conquer procedure for $O(\log n)$ steps until each $P_H \in \mathcal{P}^{(i)}$ are left with only 2 components. This case can be solved in $O(D_{\text{frag}} + D)$ time. As before, note that every such component takes part in exactly one comparison. Hence, pipelining the broadcast computation, this round can be completed in $O(N_{\text{frag}} + D_{\text{frag}} + D)$ time.

Hence total round complexity of $\tilde{O}(N_{\text{frag}} + D_{\text{frag}} + D)$. At the end, all vertices know a pair (e, e') for each $\mathcal{P}^{(i)}$ and for each super highway $P_H \in \mathcal{P}^{(i)}$ which minimized $\text{Cut}(e, e')$ for that super highway P_H where $e \in P_H^t$ and $e' \in P_H^b$. The vertices can choose the minimum among them by local comparison.

Correctness. We need to argue that if the minimum 2-respecting cut include edge e from highway P_i and edge e' in highway P_j , then P_i and P_j are compared (possibly as a highway in a highway path) in one of the iterations of the divide and conquer algorithm. This follows from the following observation: At the k -th iteration, if the k -th significant bit of the binary representation of i and j are different, then they are compared. Hence the correctness follows.

9 The min-cut algorithm

This section provides the schematic algorithm for finding min-cut of a weighted graph in $\tilde{O}(\sqrt{n} + D)$ time which proves Theorem 1.1. We first start with the schematic algorithm for minimum 2-respecting cut, proving Theorem 1.2. In every sense, Algorithm 9.1 is the heart of this work.

9.1 A schematic algorithm for minimum 2-respecting cut

In this section, we give a schematic algorithm for finding minimum 2-respecting cut in CONGEST model where, at the end of the algorithm, every vertex v knows the following information:

1. The value of the cut,
2. The tree-edges (at most two) which the cut respects, and
3. The edges incident to it that cross the cut.

We next provide the schematic algorithm for minimum 2-respecting cut. Note that this is a high-level overview—the details of each step can be found in corresponding section mentioned in the comment. Also, at the end of the algorithm, every vertex knows (1) and (2). By applying Observation 3.7, it is immediate that the vertices will also know (3).

Very high-level description of Algorithm 9.1. The algorithm is divided into mainly four parts, each is in a green box in the schematic description. These are as follows:

Tree decompositions. The first step is to perform fragment decomposition on the spanning tree T followed by layering decompositions. See Section 4.1 and 4.2 for details. The vertices also assign LCA labels to edges such that it is easy to find out whether a non-tree edge covers a tree edge. See Section 3.4.

1-respecting cut. In the next step, the algorithm computes the minimum 1-respecting cut using Claim 4.5. Also see Section 8.1.

Sampling and parsing. The next step is do the sampling procedure to compute the set $\text{Int}_{\text{pot}}(e)_{\text{ext}}$ for each tree edge e . This will let the vertices know the necessary information to perform Algorithm 8.5, 8.9 and 8.13. See Section 5 for details.

Exact 2-respecting cut. Finally, the vertices run Algorithm 8.5, 8.9 and 8.13 one after the other. The vertices compare the minimum 2-respecting cut found in the each algorithm. The vertices output the minimum among the minimum exact 2-respecting cut and the minimum 1-respecting cut.

Because each step here can be performed in time $\tilde{O}(\sqrt{n} + D)$ (See relevant theorem mentioned in the schematic description), the total time complexity of $\tilde{O}(\sqrt{n} + D)$. This proves Theorem 1.2.

Algorithm 9.1 Schematic algorithm for distributed minimum 2-respecting cut

Input:

1. Weighted graph $G = (V, E, w)$, where every vertex $v \in V$ knows the set of incident edges on it along with their weights,
2. A spanning tree T of G where every vertex $v \in V$ knows the set of incident edges of T on it.

Output: Every vertex $v \in V$ knows the edges incident on it which take part in a minimum 2-respecting cut C_T w.r.t. T , and the value of the cut.

-
- 1: Perform a *fragment decomposition* with parameters $N_{\text{frag}} = D_{\text{frag}} = O(\sqrt{n})$. At the end, each vertex v knows the information detailed in Claim 4.1. ▷ See Section 4.1 for details.
 - 2: Perform a *layering decomposition* on the highways as in Lemma 4.13 and on the non-highways as in Lemma 4.14. ▷ See Sections 4.2 and 4.3.
 - 3: Find out the minimum 1-respecting cut. ▷ See Claim 4.5 and Section 8.1
 - 4: Each edge $e \in T$ learns $\text{info}(e)$. ▷ Theorem 4.17.
 - 5: Each edge $e \in T$ finds a set of potentially interested paths $\text{Int}_{\text{pot}}(e)$. ▷ See Lemma 5.10, and Claim 5.24.
 - 6: Each edge e parses and extends paths in $\text{Int}_{\text{pot}}(e)$ into a set of ancestor to descendant paths $\text{Int}_{\text{pot}}(e)_{\text{ext}}$ that they work with. ▷ See Claim 5.26.
 - 7: Each non-highway bough P' in layer i routes relevant information to $T(P')$ about orthogonal non-highway paths in layer $j \geq i$ from $\text{Int}_{\text{pot}}(P')_{\text{ext}}$. ▷ See Claim 5.30 and Corollary 5.29.
 - 8: Each non highway bough P routes the relevant information about super highways in $\text{Int}_{\text{pot}}(P)_{\text{ext}}$ which are completely above or completely orthogonal to the fragment of P . ▷ See Claims 5.30, 5.32.
 - 9: Each fragment highway P , for each layer $1 \leq i \leq L$, routes the relevant information to F_P about non-highway paths of layer i from $\text{Int}_{\text{pot}}(P)_{\text{ext}}$ that are not in the fragment F_P . ▷ See Claim 5.34.
 - 10: Each vertex v learns the set R of pairs of super highways potentially interested in one another. ▷ See Theorem 5.37.
 - 11: Run Algorithm 8.5. **Record** the minimum cut.
 - 12: Run Algorithm 8.9. **Record** the minimum cut.
 - 13: Run Algorithm 8.13 on R . **Record** the minimum cut.
 - 14: Output the minimum cut among what is recorded in Line 3, 11, 12 and 13.
-

9.2 The min-cut algorithm for weighted graphs

Now we are ready to give a schematic description of minimum cut on a weighted graph. Note that this algorithm calls Algorithm 9.1 as a subroutine. As discussed before, at the end of Algorithm 9.1, every vertex knows the value of a minimum 2-respecting cut w.r.t. a spanning tree T along with the edges participating in the cut which are incident on it.

Algorithm 9.2 Schematic algorithm for distributed min-cut

Input: Weighted graph $G = (V, E, w)$, where every vertex $v \in V$ knows the set of incident edges on it along with their weights.

Output: Every vertex $v \in V$ knows the edges incident on it which take part in the minimum cut along with the value of that min-cut.

- 1: Perform a greedy tree packing on G to obtain $\mathcal{T} = \{T_1, \dots, T_k\}$, where $k = O(\log^{2.1} n)$. ▷ See Theorem 3.2
 - 2: **for** each $T \in \mathcal{T}$ **do**
 - 3: Perform minimum 2-respecting cut algorithm w.r.t. T (Algorithm 9.1). Let the cut obtained be C_T . ▷ See Theorem 1.2
 - 4: Every vertex $v \in V$ knows the value of C_T and the edges incident on v which take part in C_T .
 - 5: Every vertex $v \in V$ chooses the C_T which has minimum total weight.
-

The greedy tree-packing can be performed in time $\tilde{O}(\sqrt{n} + D)$ as mentioned in Theorem 3.2. We also know that Algorithm 9.1 takes time $\tilde{O}(\sqrt{n} + D)$. Hence, computing Algorithm 9.1 for each $T \in \mathcal{T}$ takes time $|\mathcal{T}| \times \tilde{O}(\sqrt{n} + D) = \tilde{O}(\sqrt{n} + D)$. Hence the total time complexity of Algorithm 9.2 is $\tilde{O}(\sqrt{n} + D)$. This proves Theorem 1.1.

Acknowledgment

We would like to thank Keren Censor-Hillel for many valuable discussions. This project has received funding from the European Research Council (ERC) under the European Unions Horizon 2020 research and innovation programme under grant agreement No 715672 and 755839. Danupon Nanongkai and Sagnik Mukhopadhyay are also partially supported by the Swedish Research Council (Reg. No. 2015-04659 and 2019-05622). Michal Dory and Yuval Efron are supported in part by the Israel Science Foundation (grant no. 1696/14).

References

- [AGKR04] Stephen Alstrup, Cyril Gavoille, Haim Kaplan, and Theis Rauhe. Nearest common ancestors: A survey and a new algorithm for a distributed environment. *Theory of Computing Systems*, 37(3):441–456, 2004.
- [BKKL17] Ruben Becker, Andreas Karrenbauer, Sebastian Krinninger, and Christoph Lenzen. Near-optimal approximate shortest paths and transshipment in distributed and streaming models. In *DISC*, volume 91, pages 7:1–7:16, 2017.
- [CHD19] Keren Censor-Hillel and Michal Dory. Fast distributed approximation for tap and 2-edge-connectivity. *Distributed Computing*, pages 1–24, 2019.
- [DG19] Michal Dory and Mohsen Ghaffari. Improved distributed approximations for minimum-weight two-edge-connected spanning subgraph. In *PODC*, pages 521–530, 2019.
- [DHK⁺11] Atish Das Sarma, Stephan Holzer, Liah Kor, Amos Korman, Danupon Nanongkai, Gopal Pandurangan, David Peleg, and Roger Wattenhofer. Distributed verification and hardness of distributed approximation. In *STOC*, pages 363–372, 2011.

- [DHNS19] Mohit Daga, Monika Henzinger, Danupon Nanongkai, and Thatchaphol Saranurak. Distributed edge connectivity in sublinear time. In *STOC*, pages 343–354. ACM, 2019.
- [Dor18] Michal Dory. Distributed approximation of minimum k -edge-connected spanning subgraphs. In *PODC*, pages 149–158. ACM, 2018.
- [EFS56] Peter Elias, Amiel Feinstein, and Claude E. Shannon. A note on the maximum flow through a network. *IRE Trans. Information Theory*, 2(4):117–119, 1956.
- [EKNP14] Michael Elkin, Hartmut Klauck, Danupon Nanongkai, and Gopal Pandurangan. Can quantum communication speed up distributed computation? In *PODC*, pages 166–175. ACM, 2014.
- [Elk06] Michael Elkin. An unconditional lower bound on the time-approximation trade-off for the distributed minimum spanning tree problem. *SIAM J. Comput.*, 36(2):433–456, 2006.
- [FF87] L. R. Ford and D. R. Fulkerson. *Maximal Flow Through a Network*, pages 243–248. Birkhäuser Boston, Boston, MA, 1987.
- [GG18] Barbara Geissmann and Lukas Gianinazzi. Parallel minimum cuts in near-linear work and low depth. In *SPAA*, pages 1–11, 2018.
- [GH16] Mohsen Ghaffari and Bernhard Haeupler. Distributed algorithms for planar networks II: low-congestion shortcuts, mst, and min-cut. In *SODA*, pages 202–219. SIAM, 2016.
- [GK13] Mohsen Ghaffari and Fabian Kuhn. Distributed minimum cut approximation. In *Proceedings of the 27th DISC*, pages 1–15, 2013.
- [GKK⁺15] Mohsen Ghaffari, Andreas Karrenbauer, Fabian Kuhn, Christoph Lenzen, and Boaz Patt-Shamir. Near-optimal distributed maximum flow: Extended abstract. In *PODC*, pages 81–90, 2015.
- [GMW19] Pawel Gawrychowski, Shay Mozes, and Oren Weimann. Minimum cut in $o(m \log^2 n)$ time. *CoRR*, abs/1911.01145, 2019.
- [GN18] Mohsen Ghaffari and Krzysztof Nowicki. Congested clique algorithms for the minimum cut problem. In *PODC*, pages 357–366. ACM, 2018.
- [GNT20] Mohsen Ghaffari, Krzysztof Nowicki, and Mikkel Thorup. Faster algorithms for edge connectivity via random 2-out contractions. In *SODA*, pages 1260–1279. SIAM, 2020.
- [GP16] Mohsen Ghaffari and Merav Parter. Near-optimal distributed algorithms for fault-tolerant tree structures. In *SPAA*, pages 387–396, 2016.
- [HKN16] Monika Henzinger, Sebastian Krininger, and Danupon Nanongkai. A deterministic almost-tight distributed algorithm for approximating single-source shortest paths. In *STOC*, pages 489–498, 2016.
- [Kar99] David R Karger. Random sampling in cut, flow, and network design problems. *Mathematics of Operations Research*, 24(2):383–413, 1999.
- [Kar00] David R. Karger. Minimum cuts in near-linear time. *J. ACM*, 47(1):46–76, 2000.
- [KKP13] Liah Kor, Amos Korman, and David Peleg. Tight bounds for distributed minimum-weight spanning tree verification. *Theory Comput. Syst.*, 53(2):318–340, 2013.
- [KP98] Shay Kutten and David Peleg. Fast distributed construction of small k -dominating sets and applications. *Journal of Algorithms*, 28(1):40–66, 1998. Announced at PODC’95.
- [MN20] Sagnik Mukhopadhyay and Danupon Nanongkai. Weighted min-cut: Sequential, cut-query and streaming algorithms. In *STOC*, 2020.
- [Nan14] Danupon Nanongkai. Distributed approximation algorithms for weighted shortest paths. In *Symposium on Theory of Computing (STOC)*, pages 565–573, 2014.

- [NS14] Danupon Nanongkai and Hsin-Hao Su. Almost-tight distributed minimum cut algorithms. In *DISC*, pages 439–453, 2014.
- [Par19] Merav Parter. Small cuts and connectivity certificates: A fault tolerant approach. 2019.
- [PR00] David Peleg and Vitaly Rubinfeld. A near-tight lower bound on the time complexity of distributed minimum-weight spanning tree construction. *SIAM J. Comput.*, 30(5):1427–1442, 2000.
- [PT11] David Pritchard and Ramakrishna Thurimella. Fast computation of small cuts via cycle space sampling. *ACM Trans. Algorithms*, 7(4):46:1–46:30, 2011.
- [Tho07] Mikkel Thorup. Fully-dynamic min-cut. *Combinatorica*, 27(1):91–127, 2007. Announced at STOC’01.

A Reduction to 2-respecting cut

In this section, we highlight key ideas from the proof of Theorem 3.2, which is proved in Daga et al. [DHNS19]. In this section, we treat edges of weight w in the graph G as w multi-edges. We begin some definitions and notations.

Definition A.1. Let \mathcal{T} be some set of spanning trees of a given multi-graph G . Denote the load of an edge e by $L_{\mathcal{T}}(e) = |\{T \in \mathcal{T} \mid e \in T\}|$. Furthermore, a set $\mathcal{T} = \{T_1, \dots, T_k\}$ of spanning trees is called a *greedy tree packing* if for all $1 \leq i \leq k$ it holds that T_i is a minimum spanning tree with the respect to the load given by $L_{\mathcal{T}_{i-1}}(e)$. Here $\mathcal{T}_{i-1} = \{T_1, \dots, T_{i-1}\}$.

Next, we state the following known results.

Lemma A.2 ([Tho07]). Let C be any cut of a multi-graph G with at most $1.1 \cdot OPT$ many edges and \mathcal{T} be a greedy tree packing with $OPT \cdot \ln m$ many trees. Then C 2-respects at least $1/3$ fraction of trees in \mathcal{T} .

Note that thus if one implements a greedy tree packing for sufficiently many iterations, one obtains a greedy tree packing \mathcal{T} such that $\frac{1}{3}$ fraction of the trees in \mathcal{T} 2-respect the minimum cut in G . However, one needs to obtain a greedy tree packing with $\omega(OPT \log n)$ trees. This can be problematic since it might be the case that $OPT = \Omega(n)$. To circumvent this obstacle, we employ a sampling idea from [Kar99] which will reduce the value of OPT in the graph we consider to be $O(\log n)$, while preserving the minimum cut.

Lemma A.3 ([Kar99]). Let $0 < p < 1$ and let $H = G_p$ be a random subgraph of G resulting from keeping each edge of G with probability p , and removing it with probability $1 - p$. Let OPT_H be the value of the min cut in H . If $p \cdot OPT = \omega(\log n)$, then it holds w.h.p. that $OPT_H = (1 \pm o(1))p \cdot OPT$. Moreover, w.h.p., min cuts of G are near-minimal in H and vice versa, in the following sense. A min cut C of G has $(1 \pm o(1))OPT_H$ edges crossing it in H , and a min cut C_H in H has $(1 \pm o(1))OPT$ edges crossing it in G .

We restate Theorem 3.2 here for quick reference, a proof of which appears in [DHNS19]. We include it here for completeness.

Theorem (Theorem 3.2 restated). Given a weighted graph G , in $\tilde{O}(\sqrt{n} + D)$ rounds, we can find a set of spanning trees $\mathcal{T} = \{T_1, \dots, T_k\}$ for some $k = \Theta(\log^{2.2} n)$ such that w.h.p. there exists a min-cut of G which 2-respects at least one spanning tree $T \in \mathcal{T}$. Also, each node v knows which edges incident to it are part of the spanning tree T_i , for $1 \leq i \leq k$.

Proof of Theorem 3.2. To prove Theorem 3.2 using the Lemma A.3, we would like to have $p \cdot OPT = \Theta(\log^{1.1} n)$, so that we can construct a greedy tree packing in G with $\Theta(\log^{2.1} n)$ trees. A-priori we do not know the value of OPT , hence we do not know the sampling probability p as well. We solve it by doing the following: We run a $(1 + \varepsilon)$ -algorithm for min-cut by Nanongkai and Su [NS14] in $\tilde{O}(D + \sqrt{n})$ time at the end of which every vertex knows a $(1 + \varepsilon)$ approximation of the min-cut. Let us call this value as \widetilde{OPT} . Next we set $\tilde{p} = 2 \cdot O(\log^{1.1} n / \widetilde{OPT})$. It is easy to see from the approximation guarantee of \widetilde{OPT} that $p \leq \tilde{p} \leq 2p$. We use \tilde{p} as the sampling probability.

As a side-note, notice that the quantity $\tilde{p} = 2 \cdot O(\log^{1.1} n / \widetilde{OPT})$ needs to be at most 1 which implies that the following sampling process works only when $\widetilde{OPT} = \Omega(\log^{1.1} n)$. When $\widetilde{OPT} = o(\log^{1.1} n)$, we skip the sampling altogether and proceed to tree packing.

The sampling procedure itself is fairly simple. As mentioned before, the weighted edges are treated as multi-edges and the idea is to sample the unweighted edges uniformly and independently with probability \tilde{p} . To this end, given a weighted edge $e = \{u, v\}$ with weight $w(e)$, where $u \prec v$ in some global ordering of the vertices that they agree up on, u samples unweighted edges uniformly and independently from $w(e)$ many unweighted edges corresponding to e , and sends across this number of sampled edges to v . This does not cause congestion as the number of bits needed to be transferred to v is $O(\log n)$. Once this is done, the pair (u, v) can order the sampled edges by themselves using some global ordering.

Once the sampling is done, all that is left is constructing a greedy tree packing in G (viewed as a multi-graph) with $\Theta(\log^{2.1} n)$ trees. This can be done in $\tilde{O}(\sqrt{n} + D)$ rounds since constructing an MST in a given graph has complexity $\tilde{O}(\sqrt{n} + D)$ [KP98]. To start with, each vertex assumes all edges incident on it has load 0. For each MST computation, each vertex pair (u, v) consider only the edge between them which has the smallest load—if there only one edge between them, then they consider that edge. This does not affect the computation because an MST will always include the edge with the smallest load from a set of parallel edges. If there are multiple edges between u and v with smallest load, they break tie arbitrarily. After each MST computation, u and v increase the load of this edge depending on whether this edge in included in the MST or not. An important point to note here is that the sampled edges between u and v can be distinguished by u and v by their load; if two such edges have same load, then they can be used interchangeably and it does not cause a problem in the execution of this algorithm. Hence, the vertices u and v can be in sync in all executions of the MST algorithm. \square