

# Gated Convolutional Bidirectional Attention-based Model for Off-topic Spoken Response Detection

Yefei Zha Ruobing Li Hui Lin

LAIX Inc.

{leo.zha, ruobing.li, hui.lin}@liulishuo.com

## Abstract

Off-topic spoken response detection, the task aiming at assessing whether the response is off-topic for the corresponding prompt, is important for automatic spoken assessment system. In many real-world educational applications, off-topic spoken response detection algorithm is required to achieve high recall not only on seen prompts but also on prompts that are unseen during the training process. In this paper, we propose a novel approach for off-topic spoken response detection with high off-topic recall on both seen and unseen prompts. We introduce a novel model, Gated Convolutional Bidirectional Attention-based Model (GCBi-AM), where bi-attention mechanism and convolutions are applied to extract topic words of prompt and key-phrases of a response, and gated unit and residual connections between each major layer are introduced to better represent the relevance of response and prompt. Moreover, a new negative sampling method is also proposed to augment training data. Experiment results demonstrate that our new approach can achieve significant improvements on detecting off-topic responses with extremely high on-topic recall rate, for both seen and unseen prompts.

## 1 Introduction

Off-topic spoken response detection is a crucial task in automatic assessment system. The task is to assess whether the response is off-topic for the corresponding question prompt. Table 1 shows an example of on-topic and off-topic responses for a prompt.

In order to guarantee the validity of assessment scores, it is necessary to have a mechanism to flag off-topic responses before scores are reported (Wang et al., 2019). Sparse off-topic samples in human-rated data cannot provide enough information for an automated scoring system to detect off-topic responses. Therefore an off-topic detector is especially important for an automated

scoring system since automated systems tend to be more vulnerable than human raters to scoring inaccuracy due to off-topic responses (Lochbaum et al., 2013; Higgins and Heilman, 2014). In our educational application, we use auto spoken assessment to help L2 learners prepare for the IELTS speaking test. We do see a higher rate of off-topic responses in freemium features as some users just play with the system. In such a scenario, accurate off-topic detection is extremely important for building trust and converting freemium/trial users to paid customers.

---

**Prompt:** *What kind of **flowers** do you like?*

**On-topic:** I like *iris* and it has different meaning of it a wide is the white and um and the size of a as a ride is means the ride means love but I can not speak.

**Off-topic:** Sometimes I would like to invite my friends to my home and we can play the Chinese chess dishes this is my favorite games at what I was child.

---

Table 1: An example of on-topic and off-topic responses for a prompt.

Initially, many researchers used vector space model (VSM) (Louis and Higgins, 2010; Yoon and Xie, 2014; Evanini and Wang, 2014) to assess semantic similarity between response and question prompt. In recent years, with the blooming of deep neural networks (DNN) in nature language processing (NLP), many DNN-based approaches were applied to off-topic response detection task. Malinin et al. (2016) used topic adapted Recurrent Neural Network language model (RNNLM) to rank the topic-conditional probabilities of a response sentence. A limitation of this approach is that the model can not detect off-topic responses for new question prompt which is not seen in training data (called unseen prompt). Later, off-topic response detection was considered as a binary classification

task using end-to-end DNN model. [Malinin et al. \(2017\)](#) proposed the first end-to-end DNN method, RNN and attention-based Model (RNN-AM model) on off-topic response detection task. They used a Bi-LSTM embedding of the prompt combined with an attention mechanism to attend over the response to predict relevance. CNNs may perform better than RNNs in some NLP tasks which need key-phrase recognition as in some sentiment detection and question-answer matching settings ([Yin et al., 2017](#)). [Lee et al. \(2017\)](#) proposed a siamese CNN to learn semantic differences between the on-topic responses-questions and the off-topic responses-questions. [Wang et al. \(2019\)](#) proposed an approach based on similarity grids and deep CNN.

However, the cold-start problem of off-topic response detection has not been handled well by the aforementioned approaches. It was not until enough training data of the unseen prompt was accumulated that good performance was achieved. Besides, these methods drew little attention to the vital on-topic false-alarm problem for a production system. I.e., very high recall of on-topic response detection is also required for an off-topic response detection to be applicable in real-user-facing systems.

In this paper, to address the issues mentioned above, a novel approach named GatedConvolutional Bidirectional Attention-based Model (GCBi-AM) and a negative sampling method to augment training data are proposed. The key motivation behind our model GCBi-AM is as follows: convolution captures the key information, like salient n-gram features ([Young et al., 2018](#)) of the prompt and the response, while the bi-attention mechanism provides complementary interaction information between prompt and response. Like R-Net ([Wang et al., 2017](#)) in the field of machine comprehension, we add gated unit as relevance layer to determine the important information in response regarding the prompt. These modules contribute to obtaining better semantic matching representation between prompt and response, which is beneficial for both seen and unseen prompts. Since residual connection ([He et al., 2016](#)) has been significantly successful in deep learning, we also add residual connections for each major layer in our model. To strengthen the generalization of off-topic response detection model so that the cold-start problem on unseen prompts can be alleviated further, a new negative sampling data augmentation method is

considered.

We compare our approach with RNN-AM model ([Malinin et al., 2017](#)), G-RNN-AM (our strong baseline model based on RNN-AM), as well as the prevalent self-attention mechanism method in NLP, including BERT ([Devlin et al., 2018](#)) and Transformers ([Vaswani et al., 2017](#); [Dehghani et al., 2018](#)). Our results show GCBi-AM outperforms these methods both on seen prompts and unseen prompts benchmark conditioned on extremely high on-topic response recall (0.999). Moreover, our model trained with negative sampling augmented data achieves 88.2 average off-topic recall on seen prompts and 69.1 average off-topic recall on unseen prompts, respectively.

In summary, the contribution of this paper is as follows:

- We propose an efficient model framework of five major layers on off-topic response detection task. The bi-attention mechanism and convolutions are applied to focus on both topic words in prompt and key-phrase in response. Gated unit as relevance layer can enhance the relevance of prompt and response. Besides, residual connections for each layer were widely used to learn additional feature mapping. Good semantic matching representation is obtained from these modules on both seen and unseen prompts. Our model GCBi-AM achieves significant improvements by +24.0 and +7.0 off-topic recall on average unseen and seen prompts respectively, comparing to the baseline method.
- To explore the essence of our proposed model, we conduct visualization analysis from two perspectives: bi-attention visualization and semantic matching representation visualization to reveal important information on how our model works.
- To improve our result on unseen prompts further, we propose a novel negative sampling data augmentation method to enrich training data by shuffling words of negative sample on off-topic response detection task. It allows the off-topic response detection model to achieve higher off-topic recall on average on unseen prompts, especially.

## 2 Approach

### 2.1 Task formulation

The off-topic response detection task considered in this paper, is defined as follows. Given a question prompt with  $n$  words  $X^P = \{x_t^P\}_{t=1}^n$  and the response sentence with  $m$  words  $X^R = \{x_t^R\}_{t=1}^m$ , output one class  $o = 1$  as on-topic or  $o = 0$  as off-topic.

### 2.2 Model Overview

We propose a model framework of five major layers on off-topic response detection task. The proposed model GCBi-AM (shown in Figure 1) consists of the following five major layers:

- **Word Embedding Layer** maps each word to a vector space using a pre-trained word embedding model.
- **Contextual Encoder Layer** utilizes contextual cues from surrounding words to reinforce the embedding of the words. These first two layers are applied to both prompt and response.
- **Attention Layer** uses attention mechanism in both directions, prompt-to-response and response-to-prompt, which provides complementary information to each other.
- **Relevance Layer** emphasizes the importance of response regarding a prompt via the gated unit.
- **Output Layer** classifies the response result for the prompt.

In detail, each layer will be illustrated as follows:

1. **Word Embedding Layer.** We first convert words to their respective word embedding, which is trainable, with pre-trained Glove (Pennington et al., 2014) initialization. The embedding representation of them are  $W^P = \{w_t^P\}_{t=1}^n$  and  $W^R = \{w_t^R\}_{t=1}^m$ . These Glove embeddings passes directly to the next contextual encoder layer.
2. **Contextual Encoder Layer.** A stack of convolutional layers are employed to extract salient n-gram features from the prompt and response, aiming to create an informative latent semantic representation of prompt and response for the next layer. The  $l$ -th conv layer

with one filter is represented as  $c_i^l$  in Equation (1), where  $W \in \mathbb{R}^{k \times d}$ ,  $b \in \mathbb{R}^d$ . We ensure that the output of each stack matches the input length by padding the input at each stack. The number of conv layers  $l$  is 7, the kernel size  $k$  is 7 and the number of filters in each conv layer is 128.

$$c_i^l = f(W^l[c_{i-k/2}^{l-1}, \dots, c_{i+k/2}^{l-1}] + b^l) \quad (1)$$

After the convolutional representation of prompt  $U^P$  and response  $U^R$  in Equation (2-3) are obtained, a max pooling layer to extract the fixed-length vector is performed, seen in Equation (4-5). Max-pooling can keep the most salient n-gram features across the whole prompt/response.

$$U^P = \text{CONV}(W^P) \quad (2)$$

$$U^R = \text{CONV}(W^R) \quad (3)$$

$$v^P = \text{maxpooling}(U^P) \quad (4)$$

$$v^R = \text{maxpooling}(U^R) \quad (5)$$

3. **Attention Layer.** In this layer, the attention mechanism is used in both directions, prompt-to-response and response-to-prompt, which provides complementary information to each other. However, unlike bi-attention applied in the field of question answering and machine comprehension, including QANet (Yu et al., 2018), BiDAF (Seo et al., 2016) and BiDAF++ (Choi et al., 2018), we use max-pooling of CNN representation on prompt/response to summarize the prompt/response into a fixed-size vector.

**Prompt-to-Response Attention.** Prompt-to-Response attention signifies which response words have the closest similarity to the whole prompt, that is critical to assess the relevance of response and prompt. Given prompt max pooling vector  $v^P$  and response CNN representation  $U^R = \{u_t^R\}_{t=1}^m$ , together with  $W^P = \{w_t^P\}_{t=1}^n$  and  $W^R = \{w_t^R\}_{t=1}^m$ , then Prompt-to-Response attention  $c^R$  is calculated in Equation (6-10), where the similarity function used is trilinear function (Yu et al., 2018)

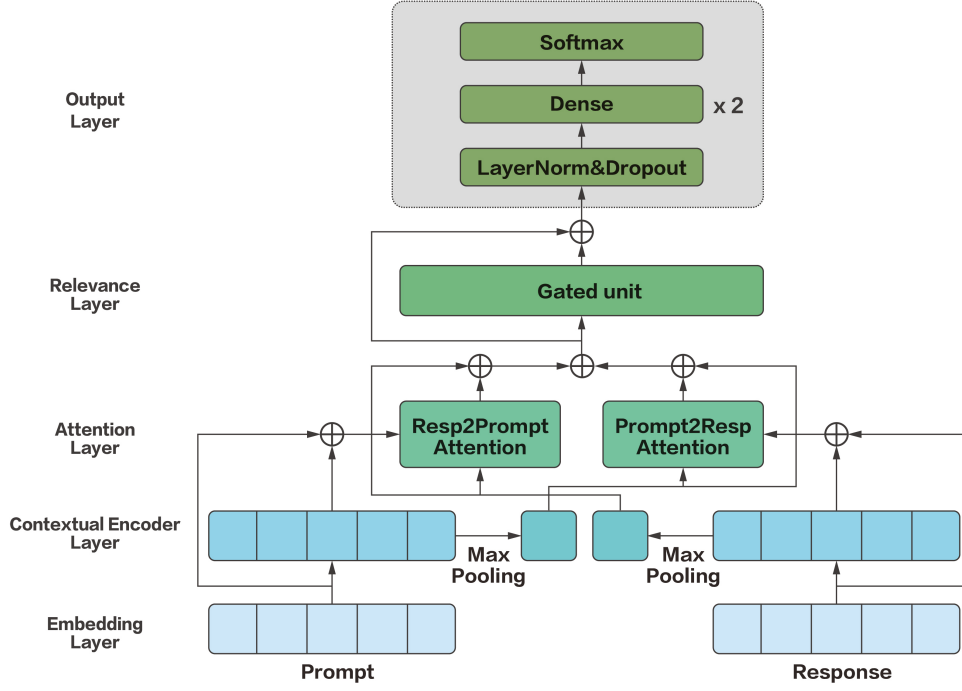


Figure 1: An overview of GCBi-AM. Residual connections were widely used to connect each two-layer. The first two layers are applied to both prompt and response. Convolutions are used in contextual encoder layer and bi-attention mechanism is applied in attention layer. After calculated by the relevance layer with the gated unit, the relevance vector is then fed into the output layer which consists of normalization layer, dropout, two fully connection layers and softmax.

and residual connections are used.

attention.

$$\tilde{u}_j^R = [u_j^R, w_j^R] \quad (6)$$

$$\tilde{v}^P = [v^P, \text{avgpooling}(W^P)] \quad (7)$$

$$s_j = W[\tilde{u}_j^R, \tilde{v}^P, \tilde{u}_j^R \odot \tilde{v}^P] \quad (8)$$

$$\alpha_i = \frac{\exp(s_i)}{\sum_{j=1}^m \exp(s_j)} \quad (9)$$

$$c^R = \sum_{i=1}^m \alpha_i \tilde{u}_i^R \quad (10)$$

$$\tilde{u}_j^P = [u_j^P, w_j^P] \quad (11)$$

$$\tilde{v}^R = [v^R, \text{avgpooling}(W^R)] \quad (12)$$

$$s_j = W[\tilde{u}_j^P, \tilde{v}^R, \tilde{u}_j^P \odot \tilde{v}^R] \quad (13)$$

$$\alpha_i = \frac{\exp(s_i)}{\sum_{j=1}^m \exp(s_j)} \quad (14)$$

$$c^P = \sum_{i=1}^n \alpha_i \tilde{u}_i^P \quad (15)$$

#### Response-to-Prompt Attention.

Response-to-Prompt attention signifies which prompt words have the greatest similarity to the whole response. The calculation of Response-to-Prompt attention, seen in Equation (11-15), is close to Prompt-to-Response

4. **Relevance Layer.** To determine the importance of response parts and attend to the ones relevant to the prompt, we use one gated unit in this layer seen in Equation (16-17). This gated unit focuses on the relation between the prompt and the response, and only relevant parts of each other can be remained by using the sigmoid function. The input of this layer is  $(\tilde{c}^R = [c^R, v^R], \tilde{c}^P = [c^P, v^P])$ , which uses residual connections of the previous two lay-

Part	Prompt
Part1	How long have you lived in your home-town?
Part2	Describe something you bought according to an advertisement you saw. what it was where you saw or heard about it what it was about.
Part3	Do you trust advertisements?

Table 2: An example of IELTS practice speaking test.

ers.

$$g = \text{sigmoid}(W_g[\tilde{c}^R, \tilde{c}^P]) \quad (16)$$

$$[\tilde{c}^R, \tilde{c}^P]^* = g \odot [\tilde{c}^R, \tilde{c}^P] \quad (17)$$

5. **Output Layer.** The fixed-length semantic matching vector produced by the previous layer, together with the previous second layer vector, are fed into the last output layer. It is composed of one norm layer, one dropout, two fully connection layers and one softmax layer. Then a score value will be produced, which indicates the relevance of the prompt and response. We will classify the score value into two categories, on-topic or off-topic, through the threshold. The different threshold is chosen for the different prompt to make sure the on-topic recall of the prompt meets the lowest requirement, such as 0.999 for the online system in our study.

### 3 Data

#### 3.1 Dataset

Data from our IELTS practice speaking test was used for training and testing in this paper. There are three parts to [IELTS test](#): part1 focus on general questions about test takers and a range of familiar topics, such as home, family, work, studies and interests. In part2, test takers will be asked to talk about a particular topic. Discuss more abstract ideas and issues about part2 will be happened in Part3. Here is an example of our IELTS practice speaking test, seen in Table 2.

All responses from practice test takers were generated from our ASR system, which will be briefly introduced in Section 3.2. As our practice test is paid-test for test-takers, we suppose that responses taken from practice test takers are nearly all on topic. We labeled about 5K responses collected under a paid service and found 1.3% of them are

off-topic. Using responses from other questions as off-topic examples for training is reasonable because a certain level of “noise” in the training is acceptable. The test data is human annotated to ensure its validity. To ensure the authenticity of our train/test data further, we filter short responses for each part. The length of words from each response in part1, part2 and part3 should be over 15, 50 and 15, respectively. In order to produce one negative, off-topic training example for each positive sample, we randomly select it from responses of all different topic of prompts.

Table 3 gives details of our dataset including train and test data: 1.12M responses from 1358 prompts are used to train our model. The average responses of each prompt are 822, the number of on-topic and off-topic responses are 564.3K and 551.3K, respectively, in training data. In our test data, we divide two parts: seen benchmark and unseen benchmark. Prompts of the seen benchmark can appear in train data, while prompts of unseen benchmark can not appear. The seen benchmark consists of 33.6K responses from 156 prompts, including 17.7K on-topic responses and 15.9K off-topic responses, and the average responses of each prompt are 216. In the unseen benchmark, there are 10.1K responses from 50 prompts, including 5.0K on-topic responses and 5.1K off-topic responses, and the average responses of each prompt are 202.

#### 3.2 ASR System

A hybrid deep neural network DNN-HMM system is used for ASR. The acoustic model (AM) contains 17 sub-sampled time-delay neural network layers with low-rank matrix factorization (TDNNF) ([Povey et al., 2018](#)), and is trained on over 8000 hours of speech, using the lattice-free MMI ([Povey et al., 2016](#)) recipe in [Kaldi toolkit](#). A 3-gram language model (LM) with Kneser-Ney smoothing is trained using the [SRILM toolkit](#) and applied at first pass decoding to generate word lattices. Then a recurrent neural network language model (RNN LM) ([Mikolov et al., 2010](#)) is applied to re-score the lattices to achieve the final recognition results. The ASR system achieves a word error rate (WER) of around 13% on our 50 hours ASR test set.

#### 3.3 Metric

We use two assessment metrics in this paper: Average Off-topic Recall (AOR) and Prompt Ratio over Recall0.3 (PRR3). AOR denotes the average off-

Data		#Prompt	#Resp.	#Resp./Prompt	On-topic	Off-topic
Train		1356	1,12M	822	564.3K	551.3K
Test	Seen	156	33.6K	216	17.7K	15.9K
	Unseen	50	10.1K	202	5.0K	5.1K

Table 3: The train and test datasets for off-topic detection task

topic responses recall of all prompts (156 prompts on the seen benchmark and 50 prompts on the unseen benchmark, respectively). PPR3 denotes that the ratio of prompts whose off-topic recall are over 0.3.

Here is an example of AOR and PPR3 on seen benchmark: the first, second and third prompt has 102, 102 and 102 off-topic responses, respectively. Suppose that we have recalled 100, 90, 30 off-topic responses for the first, second and third prompt, so off-topic recall ratio of each prompt is  $100/102=98.0\%$ ,  $90/102=88.2\%$ , and  $30/102=29.4\%$ . In this example  $AOR=(100/102 + 90/102 + 30 / 102) / 3 = 71.9\%$ , and  $PPR3=2/3=66.7\%$ . To ensure the off-topic detection is applicable in real scenes, high on-topic recall(0.999 in this paper) is required. So before calculating AOR and PPR3, the on-topic recall on each prompt should be over 0.999.

### 3.4 Training settings

The model is implemented by [Keras](#). We use pre-trained Glove as word embedding, the dimension of which is 300. The train batch size and dev batch size are 1024 and 512. The kernel size, filter number and block size of CNN are 7, 128 and 7 by tuning on the dev set. The fix-length of prompt and response are 40 and 280 according to the length distribution of prompts and responses in the training data. The Nadam ([Dozat, 2016](#)) is used as our optimizer with 0.002 learning rate. The loss function of our model is binary cross-entropy. The epoch size is 20, and we apply early-stop when dev loss has stopped improving last 3 epochs.

## 4 Experiments

### 4.1 Results

We carried out experiments on both seen benchmark and unseen benchmark mentioned in Section 3.1. As shown in Table 4, RNN-Attention-based Model (RNN-AM) ([Malinin et al., 2017](#)) was chosen as our baseline. In order to make the evaluation more convincing, we built our strong baseline model (G-RNN-AM) based on RNN-AM

by adding residual connections with each layer. Additionally, we add gated unit as relevance layer for our baseline model G-RNN-AM. Compared with RNN-AM, our baseline model G-RNN-AM achieved significant improvements on both seen (by +3.2 PPR3 points and +4.6 AOR points) and unseen benchmark (by +22.0 PPR3 points and +17.1 AOR).

From Table 4, comparing with RNN-AM baseline, we can see that our approach GCBi-AM can achieve impressive improvements by +36.0 PPR3 points and +24.0 AOR points on the unseen benchmark, as well as +9.0 PPR3 points and +7.0 AOR points on the seen benchmark. Meanwhile, our approach can significantly outperform G-RNNAM by +14.0 PPR3 points and + 6.9 AOR points on the unseen benchmark, as well as +5.8 PPR3 points and +2.4 AOR points on the seen benchmark.

To further explore our baseline model, we also tried to use the pre-trained BERT model as contextual embedding to substitute Glove embedding and Transformer model to substitute RNN structure in G-RNN-AM. However, they brought no improvement. Here is one possible explanation: BERT is good at handling high-level semantic information and Transformer as one method of self-attention mechanisms can achieve more global information of the whole sentence, while off-topic response task focuses on shallow key-phrase feature extraction, such as topic words in prompt and keywords in response.

### 4.2 Ablation Studies

As gated unit and residual connections have been proved useful in Section 4.1, we conducted ablation analysis on seen and unseen benchmarks, seen in Table 4, to further study how other components contribute to the performance based on G-RNN-AM.

Because topic words of the prompt were focused, bi-attention mechanism, therefore, is helpful to replace the uni-attention by adding response-to-prompt attention, with +2.0 PPR3 points and +1.6 AOR points improvements on the unseen bench-

Systems	Model	Seen		Unseen	
		PPR3	AOR	PPR3	AOR
Malinin et al., 2017	RNN-AM	84.6	72.2	32.0	21.0
Our baseline model	G-RNN-AM	87.8	76.8	54.0	38.1
This work	+ Bi-Attention	90.4	78.3	56.0	39.7
	+ RNN→CNN	89.7	76.6	66.0	43.7
	+ <i>maxpooling</i>	92.3	79.1	68.0	42.2
	+ Res-conn in gated unit (GCBi-AM)	<b>93.6</b>	<b>79.2</b>	<b>68.0</b>	<b>45.0</b>

Table 4: The comparison of different models based on over 0.999 on-topic recall on seen and unseen benchmarks. AOR means Average Off-topic Recall (%) and PPR3 means Prompt Ratio over off-topic Recall 0.3 (%).

mark, as well as +2.6 PPR3 points and +1.5 AOR points on the seen benchmark. Besides, CNN with average-pooling applied to substitute RNN is also useful on the unseen benchmark by +10.0 PPR3 and +4.0 AOR points improvement. Though a little performance drop (-1.7% on seen AOR) was caused by CNN with average-pooling, CNN with max-pooling can achieve improvements on the seen benchmark by +2.6 PPR3 and + 2.5 AOR in return. On the whole, CNN is more suitable than RNN for the contextual encoder layer in our model framework, with respect to seen and unseen prompts. Finally, we also benefit from the residual connections for the gated unit with +2.8 AOR points improvement on the unseen benchmark.

### 4.3 Analysis

In this section, we analyzed the essence of our model from two perspectives. One is the bi-attention mechanism visualization and the other is the dimension reduction analysis of the semantic matching representation of our model. More details are illustrated as follows:

**Bi-Attention Visualization.** Figure 2 gives the visualization of bi-attention mechanism. It is clear that bi-attention mechanism can catch the interrogative “what” and topic words “spare time” of prompt “what do you do in your spare time” seen in subfigure (a), and can catch the key-phrases “usually watch movies” and “shopping” of the response seen in subfigure (b). As concern on prompt was added, bi-attention is more beneficial for assessing the relevance of response and prompt by matching the key phrases or words between them.

**Semantic Matching Representation Visualization.** As the output vector of relevance layer using the gated unit can further well represent the relevance of prompt and response, the semantic

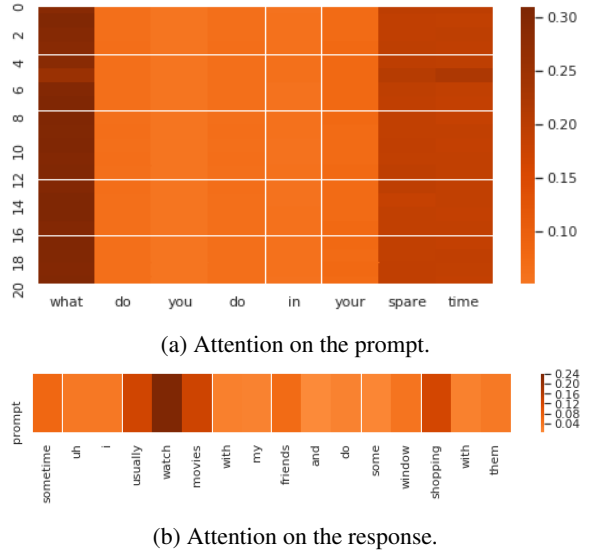


Figure 2: The heatmap of attention on the prompt and response.

matching representation of our model was obtained from our relevance layer. With the help of t-SNE (Maaten and Hinton, 2008), the visualization result was shown in Figure 3. Subfigure (a) tells the true response distribution of one prompt, “describe a special meal that you have had, what the meal was, who you had this meal with and explain why this meal was special”, which have a clear topic “meal”. Meanwhile, subfigure (b) reveals the response distribution using our semantic matching representation on the same prompt as (a). The colour yellow represents on-topic responses, while the red one represents off-topic responses. We can see clearly that semantic matching representation of our model maintains good performance on this kind of prompt, which has one clear topic to limit the discussion in one scope. Additionally, several prompts are open to discuss, which are divergent. Given an example of the prompt “what do you do in your spare time”, and we can observe its true

response distribution in subfigure(c). Compared with it in subfigure (c), our model tends to predict responses on-topic, seen in subfigure (d), because high on-topic recall (0.999) is limited.

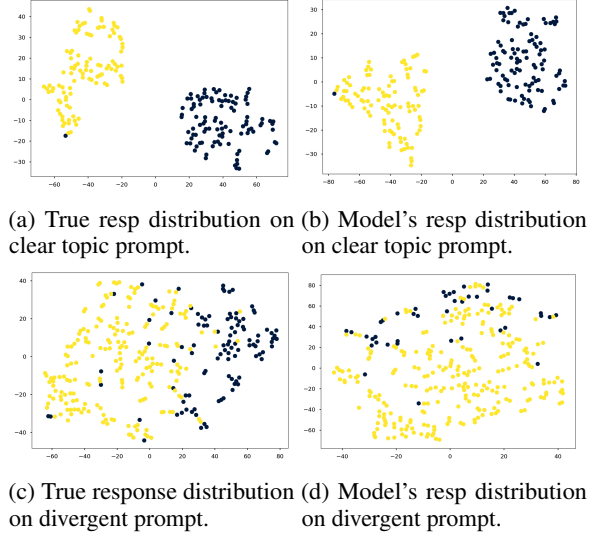


Figure 3: The analysis of response distribution on different types of prompts. The yellow and blue colours represent the on-topic and off-topic response results respectively.

#### 4.4 Negative Sampling Augmentation Method

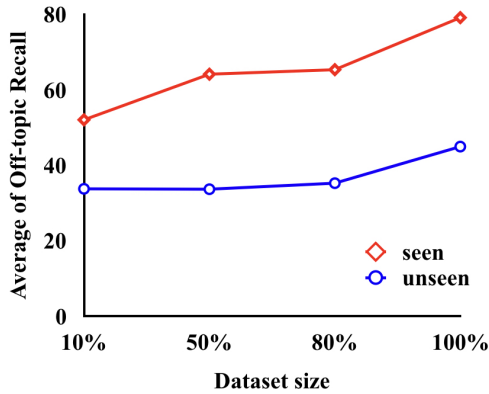


Figure 4: Trends of AOR (Average Off-topic Recall) on seen and unseen prompts with datasize variation.

To investigate the impact of training data size, we conduct some experiments with varying sizes of training data. In figure 4, we find that the larger the training data, the better the performance is.

To augment training data and strengthen the generalization of the off-topic response detection model for unseen prompts, we proposed a new neg-

Model	Seen		Unseen	
	PPR3	AOR	PPR3	AOR
GCBi-AM	93.6	79.2	68.0	45.0
+ neg sampling augmentation	<b>94.2</b>	<b>88.2</b>	<b>79.4</b>	<b>69.1</b>

Table 5: The performance of GCBi-AM with negative sampling augmentation method conditioned on over 0.999 on-topic recall.

ative sampling method for off-topic response detection task, which is significantly effective. Comparing with the previous method of generating only one negative sample for each positive one, we generated two. The first one is chosen randomly as before, and the second one consists of words shuffled from the first one. This method contributes to the diversity of negative samples of training data. The size of our training data reaches 1.67M, compared with 1.12M in the previous negative sampling method. To make training data balanced, we gave the weight of positive and negative sample: 1 and 0.5, respectively. As shown in Table 5, a big performance improvement (+9.0 seen AOR and +24.1 unseen AOR) is achieved by this negative sampling method. Our model GCBi-AM equipped with negative sampling augmentation can achieve 88.2% and 69.1% average off-topic response recall on seen and unseen prompts, respectively, conditioned on 0.999 on-topic recall.

## 5 Conclusion

In this paper, to go into the off-topic response detection task, a series of work around this task were conducted. First of all, a model framework of five major layers was proposed, within which bi-attention mechanism and convolutions were used to well capture the topic words of prompts and keyphrase of responses, and gated unit as relevance layer was applied to obtain better semantic matching representation, as well as residual connections with each major layer. Moreover, the visualization analysis of the off-topic model was given to study the essence of the model. Finally, a novel negative sampling augmentation method was introduced to augment off-topic training data. We verified the effectiveness of our approach and achieved impressive improvement on both seen and unseen test data. In the future, we will focus on the challenging off-topic response detection with divergent prompts.

## Acknowledgments

We are grateful to our colleague Bin Wang for supplying the information of our ASR system. We acknowledge proofreading from our colleague PuyuChen. We thank our friends for their concern. Furthermore, we thank the annotators for their hard work and the anonymous reviewers for their valuable comments.

## References

- Eunsol Choi, He He, Mohit Iyyer, Mark Yatskar, Wentaoh Yih, Yejin Choi, Percy Liang, and Luke Zettlemoyer. 2018. Quac: Question answering in context. *arXiv preprint arXiv:1808.07036*.
- Mostafa Dehghani, Stephan Gouws, Oriol Vinyals, Jakob Uszkoreit, and Łukasz Kaiser. 2018. Universal transformers. *arXiv preprint arXiv:1807.03819*.
- Jacob Devlin, Ming-Wei Chang, Kenton Lee, and Kristina Toutanova. 2018. Bert: Pre-training of deep bidirectional transformers for language understanding. *arXiv preprint arXiv:1810.04805*.
- Timothy Dozat. 2016. Incorporating nesterov momentum into adam.
- Keelan Evanini and Xinhao Wang. 2014. Automatic detection of plagiarized spoken responses. In *Proceedings of the Ninth Workshop on Innovative Use of NLP for Building Educational Applications*, pages 22–27.
- Kaiming He, Xiangyu Zhang, Shaoqing Ren, and Jian Sun. 2016. Deep residual learning for image recognition. In *Proceedings of the IEEE conference on computer vision and pattern recognition*, pages 770–778.
- Derrick Higgins and Michael Heilman. 2014. Managing what we can measure: Quantifying the susceptibility of automated scoring systems to gaming behavior. *Educational Measurement: Issues and Practice*, 33(3):36–46.
- Chong Min Lee, Su-Youn Yoon, Xihao Wang, Matthew Mulholland, Ikkyu Choi, and Keelan Evanini. 2017. Off-topic spoken response detection using siamese convolutional neural networks. In *INTERSPEECH*, pages 1427–1431.
- Karen E Lochbaum, Mark Rosenstein, PW Foltz, Marcia A Derr, et al. 2013. Detection of gaming in automated scoring of essays with the iea. In *National Council on Measurement in Education Conference (NCME), San Francisco, CA*.
- Annie Louis and Derrick Higgins. 2010. Off-topic essay detection using short prompt texts. In *proceedings of the NAACL HLT 2010 fifth workshop on innovative use of NLP for building educational applications*, pages 92–95. Association for Computational Linguistics.
- Laurens van der Maaten and Geoffrey Hinton. 2008. Visualizing data using t-sne. *Journal of machine learning research*, 9(Nov):2579–2605.
- Andrey Malinin, Kate Knill, Anton Ragni, Yu Wang, and Mark JF Gales. 2017. An attention based model for off-topic spontaneous spoken response detection: An initial study. In *SLaTE*, pages 144–149.
- Andrey Malinin, Rogier C Van Dalen, Yu Wang, Katherine Mary Knill, and Mark John Gales. 2016. Off-topic response detection for spontaneous spoken english assessment.
- Tomáš Mikolov, Martin Karafiát, Lukáš Burget, Jan Černocký, and Sanjeev Khudanpur. 2010. Recurrent neural network based language model. In *Eleventh annual conference of the international speech communication association*.
- Jeffrey Pennington, Richard Socher, and Christopher Manning. 2014. Glove: Global vectors for word representation. In *Proceedings of the 2014 conference on empirical methods in natural language processing (EMNLP)*, pages 1532–1543.
- Daniel Povey, Gaofeng Cheng, Yiming Wang, Ke Li, Hainan Xu, Mahsa Yarmohammadi, and Sanjeev Khudanpur. 2018. Semi-orthogonal low-rank matrix factorization for deep neural networks. In *Interspeech*, pages 3743–3747.
- Daniel Povey, Vijayaditya Peddinti, Daniel Galvez, Pegah Ghahremani, Vimal Manohar, Xingyu Na, Yiming Wang, and Sanjeev Khudanpur. 2016. Purely sequence-trained neural networks for asr based on lattice-free mmi. In *Interspeech*, pages 2751–2755.
- Minjoon Seo, Aniruddha Kembhavi, Ali Farhadi, and Hannaneh Hajishirzi. 2016. Bidirectional attention flow for machine comprehension. *arXiv preprint arXiv:1611.01603*.
- Ashish Vaswani, Noam Shazeer, Niki Parmar, Jakob Uszkoreit, Llion Jones, Aidan N Gomez, Łukasz Kaiser, and Illia Polosukhin. 2017. Attention is all you need. In *Advances in neural information processing systems*, pages 5998–6008.
- Wenhui Wang, Nan Yang, Furu Wei, Baobao Chang, and Ming Zhou. 2017. Gated self-matching networks for reading comprehension and question answering. In *Proceedings of the 55th Annual Meeting of the Association for Computational Linguistics (Volume 1: Long Papers)*, pages 189–198.
- Xinhao Wang, Su-Youn Yoon, Keelan Evanini, Klaus Zechner, and Yao Qian. 2019. Automatic detection of off-topic spoken responses using very deep convolutional neural networks. *Proc. Interspeech 2019*, pages 4200–4204.
- Wenpeng Yin, Katharina Kann, Mo Yu, and Hinrich Schütze. 2017. Comparative study of cnn and rnn for natural language processing. *arXiv preprint arXiv:1702.01923*.

- Su-Youn Yoon and Shasha Xie. 2014. Similarity-based non-scorable response detection for automated speech scoring. In *Proceedings of the Ninth Workshop on Innovative Use of NLP for Building Educational Applications*, pages 116–123.
- Tom Young, Devamanyu Hazarika, Soujanya Poria, and Erik Cambria. 2018. Recent trends in deep learning based natural language processing. *ieee Computational intelligence magazine*, 13(3):55–75.
- Adams Wei Yu, David Dohan, Minh-Thang Luong, Rui Zhao, Kai Chen, Mohammad Norouzi, and Quoc V Le. 2018. Qanet: Combining local convolution with global self-attention for reading comprehension. *arXiv preprint arXiv:1804.09541*.