

Reheating and Post-inflationary Production of Dark Matter

Marcos A. G. Garcia^{a,*}, Kunio Kaneta^{b,†}, Yann Mambrini^{c,‡}, Keith A. Olive^{b,§}

^a *Instituto de Física Teórica (IFT) UAM-CSIC, Campus de Cantoblanco, 28049 Madrid, Spain*

^b *William I. Fine Theoretical Physics Institute, School of Physics and Astronomy,
University of Minnesota, Minneapolis, Minnesota 55455, USA*

^c *Université Paris-Saclay, CNRS/IN2P3, IJCLab, 91405 Orsay, France*

(Dated: June 23, 2020)

We perform a systematic analysis of dark matter production during post-inflationary reheating. Following the period of exponential expansion, the inflaton begins a period of damped oscillations as it decays. These oscillations, and the evolution of temperature of the thermalized decay products depend on the shape of the inflaton potential $V(\Phi)$. We consider potentials of the form, Φ^k . Standard matter-dominated oscillations occur for $k = 2$. In general, the production of dark matter may depend on either (or both) the maximum temperature after inflation, or the reheating temperature, where the latter is defined when the Universe becomes radiation dominated. We show that dark matter production is sensitive to the inflaton potential and depends heavily on the maximum temperature when $k > 2$. We also consider the production of dark matter with masses larger than the reheating temperature.

I. INTRODUCTION

Since the first computation indicating the presence of a dark component in our Galaxy by Poincaré in 1906 [1] there were observations of the Coma cluster by Zwicky [2] in 1933 and the analysis of the Andromeda rotation curve by Babcock in 1935 [3], leading to the proposition of a microscopic dark component by Steigman *et al.* in 1978 [4]. However, despite technological developments, and an increase in the size of new generations of experiments on every continent, not a single dark matter (DM) particle has been observed in direct detection experiments [5–7]. The WIMP (Weakly Interacting Massive Particle) paradigm appears to be in tension with observations (see [8] for a recent review). Classic WIMP candidates such 100 GeV neutral particles with standard weak interactions have elastic cross sections which are over 6 orders of magnitude larger than current direct detection limits. Indirect detection has been equally unsuccessful.

There are many “minimal” extensions of the Standard Model such as the Higgs portal [9–14] or Z' portals [15–17] that can still evade experimental constraints, but at the price of complexifying the model by introducing new physics above $\simeq 3$ TeV. In this sense, the “WIMP miracle” is not as miraculous as it was believed to be in the first place. Even if better motivated, the minimal supersymmetric standard model [18, 19] has a large region of its parameter space [20–23] in tension with LHC results [24–27].

In this context, it becomes important to look for alternatives. The WIMP miracle is based on the hypothesis of a dark matter particle in thermal equilibrium with the Standard Model over a period of time in the early Universe. The dark matter relic density is then independent

of initial conditions, and is determined by the freeze-out of annihilations [28, 29]. Relaxing this hypothesis opens up interesting cosmological scenarios and potentially new candidates. The popular Feebly Interacting Massive Particle (FIMP) [30, 31] paradigm is one of them. The visible and dark sectors can be secluded because of the smallness of their couplings, even Planck-suppressed as in the case of the gravitino [19, 32–37]. Another possibility is that the two sectors communicate only through the exchange of very massive fields, that may be more massive than the reheating temperature. This is the case in unified SO(10) scenarios [38, 39] or anomaly-free U(1)' constructions [40]. It is also possible that both a tiny coupling *and* a heavy mediator seclude the visible and dark sectors, as in high-scale supergravity [41–45], massive spin-2 portal [46] or moduli-portal dark matter [47] models. It is easy to understand that mass-suppressed interactions (either a Planck-suppressed coupling or the exchange of a heavy mediator) generate production rates that are highly dependent on the energy of the primordial plasma. It is crucial, therefore, to treat the interactions in the early Universe with great care, especially if one wants to take into account non-instantaneous reheating [42, 48–51] or thermalization [52–56] after inflation.

Typically, after the period of exponential expansion has ended, the reheating process takes place in a matter-dominated background of inflaton oscillations. As the inflaton begins to decay, the decay products begin to thermalize and the temperature of this dilute plasma climbs quickly to a maximum temperature, T_{\max} [42, 48–50]. Subsequently, the temperature falls as $T \propto a^{-\frac{3}{8}}$, where a is the cosmological scale factor, until the Universe becomes dominated by the radiation products at T_{reh} . If the dark matter production cross section scales as T^n , the dark matter density is determined by T_{reh} for $n < 6$

and is sensitive to T_{\max} for $n \geq 6$.

In the reheating scenario described above, it commonly assumed that the inflaton undergoes classic harmonic oscillations about a minimum produced by a quadratic potential. If however, the oscillations are anharmonic, and result from a potential other than a quadratic potential, the equation of state during reheating will differ from that of a matter-dominated background and will affect the evolution of the thermalization process [57].

In this paper, we consider, the effect of oscillations produced by a potential of the form $V(\Phi) = \frac{\lambda}{M^{k-4}}|\Phi|^k$. These oscillations alter the equation of state during reheating and affect the evolution of temperature as the Universe expands. It is important to note that for $k \neq 2$, the mass of the inflaton is not constant, and hence the change in the equation of state also affects the inflaton decay width, and as a consequence, the evolution of the temperature of the primordial plasma. We will show that the resulting dark matter abundance has increased sensitivity to T_{\max} when $k > 2$.

It is also possible to produce dark matter with masses in excess of the reheating temperature (so long as its mass is less than T_{\max}). As the temperature decreases from $T = T_{\max}$, dark matter particles are produced until reheating is complete. However, if the dark matter mass is $m_{\text{DM}} > T_{\text{reh}}$, production ends at $T \simeq m_{\text{DM}}$ and the dark matter abundance is suppressed.

The paper is organized as follows. In Section II we generalize the reheating process in the case of an inflaton potential $V(\Phi) \propto \Phi^k$, analyzing in detail its consequences in non-instantaneous reheating. In Section III we apply our results to the computation of dark matter production from thermal bath scattering and inflaton decay. We consider dark matter masses below and above the reheating temperature. We present our conclusions in Section IV.

II. THE REHEATING PROCESS

The context

The process of reheating is necessarily model dependent. It will depend not only on the inflaton potential, but also on the coupling of the inflaton to other fields. Clearly, some coupling to Standard Model fields is necessary to produce a thermal bath. The inflaton may also couple directly to a dark sector, or dark matter may be produced out of the thermal bath. Depending on the coupling of the dark matter with the Standard Model, the dark matter may or may not ever come into thermal equilibrium. The reheating process itself may be dissociated from the period of inflation. That is, the part of the potential that drives inflation (the exponential ex-

pansion) may be distinct from the part of the potential which leads to a slow reheating process in which energy stored in scalar field oscillations is converted to the thermal bath.

In this paper, we will indeed separate the inflationary era from reheating. As an example of this type of model, we consider T-attractor models [58] (described in more detail below). In these models, the inflationary part of the potential is nearly flat as in the Starobinsky model [59]. However, there is considerable freedom for the shape of the potential about the minimum. If inflaton decay is sufficiently slow, the details of reheating and particle production depend on the potential which controls the oscillatory behavior of the inflaton and the equation of state during reheating.

We start with the energy density and pressure of a scalar field which can be extracted from the stress-energy tensor, $T_{\mu\nu}$, yielding the standard expressions

$$\rho_{\Phi} = \frac{1}{2}\dot{\Phi}^2 + V(\Phi); \quad P_{\Phi} = \frac{1}{2}\dot{\Phi}^2 - V(\Phi), \quad (1)$$

where we have neglected contributions from spatial gradients. Conservation of $T_{\mu\nu}$ leads to

$$\dot{\rho}_{\Phi} + 3H(\rho_{\Phi} + P_{\Phi}) = 0, \quad (2)$$

where $H = \frac{\dot{a}}{a}$ is the Hubble parameter. Inserting Eq. (1) into Eq. (2), we obtain the equation of motion for the inflaton

$$\ddot{\Phi} + 3H\dot{\Phi} + V'(\Phi) = 0 \quad (3)$$

where $V'(\Phi) = \partial_{\Phi}V(\Phi)$.

As noted above, we will assume a generic power-law form for the potential about the minimum

$$V(\Phi) = \lambda \frac{|\Phi|^k}{M^{k-4}}. \quad (4)$$

Here, M is some high energy mass scale, which we can take, without loss of generality, to be the Planck scale¹, M_P . This form of the potential can be thought of as the small field limit of T-attractor models [58] and can be derived in no-scale supergravity [60–62]. The full potential exhibits Starobinsky-like inflation [59] for values of $\Phi > M_P$. More details are given in the Appendix. Note that we use the T-attractor model as a UV-derivable example, but our analysis does not depend at all on the specifics of the example. The value of λ can be fixed from the normalization of CMB anisotropies. Upon exiting from the inflationary stage, the inflaton will begin oscillations about the minimum at $\Phi = 0$.²

¹ We will use throughout our work $M_P = 2.4 \times 10^{18}$ GeV for the reduced Planck mass.

² The absolute value in (4) is necessary only for $k = 3$ preventing this case from being derived from the supergravity models discussed in the Appendix.

During the period of inflaton oscillations, the equation of state parameter, $w = P_\Phi/\rho_\Phi$, also oscillates taking values between -1 when Φ is at its maximum to $+1$ when $\Phi = 0$. It is useful, therefore, to compute an averaged equation of state, given by $\langle P_\Phi \rangle = w\langle \rho_\Phi \rangle$ (see [63] for more details). Multiplying Eq.(3) by Φ and taking the mean over one oscillation we obtain

$$\langle \ddot{\Phi}\Phi \rangle + \langle \Phi V'(\Phi) \rangle = 0, \quad \Rightarrow \quad \langle \dot{\Phi}^2 \rangle = \langle \Phi V'(\Phi) \rangle. \quad (5)$$

One deduces from Eq.(1)

$$\begin{aligned} \langle \rho_\Phi \rangle &= \left(\frac{k}{2} + 1\right) \lambda \frac{\langle \Phi^k \rangle}{M_P^{k-4}}, \\ \langle P_\Phi \rangle &= \left(\frac{k}{2} - 1\right) \lambda \frac{\langle \Phi^k \rangle}{M_P^{k-4}}, \end{aligned} \quad (6)$$

so that

$$w = \frac{\langle P_\Phi \rangle}{\langle \rho_\Phi \rangle} = \frac{k-2}{k+2}. \quad (7)$$

If we allow the possibility for the inflaton to decay with a width Γ_Φ , we can then rewrite Eq.(2) as

$$\dot{\rho}_\Phi + 3 \left(\frac{2k}{k+2} \right) H \rho_\Phi = -\Gamma_\Phi \rho_\Phi. \quad (8)$$

Note that while we use the average equation of state (7) in the evolution of the energy density, it is sufficient (and simpler) to use the energy density given entirely from the potential. That is using the amplitude or envelope of the oscillations.

Before looking at the detailed production of dark matter in a universe dominated by the density of energy ρ_Φ , it will be useful to discuss the process of reheating in the case of a generic potential $V(\Phi) = \lambda|\Phi|^k/M_P^{k-4}$.

The process of reheating

After inflation ends, the inflaton undergoes a damped (anharmonic) oscillation about its minimum, due to Hubble friction and its decay into light particles (radiation). The evolution of the energy density of this radiation, ρ_R , and thus of the instantaneous temperature³ T , as a function of time (or the scale factor a) is determined by the solution of the following set of Boltzmann-Friedmann equations

$$\dot{\rho}_R + 4H\rho_R = \Gamma_\Phi \rho_\Phi, \quad (9)$$

$$H^2 = \frac{\rho_\Phi + \rho_R}{3M_P^2} \simeq \frac{\rho_\Phi}{3M_P^2}, \quad (10)$$

in addition to Eq. (8). The approximate equality in (10) applies to a universe dominated by the inflaton field

³ Throughout this paper we assume that the decay products of the inflaton thermalize instantaneously after they are produced.

($\rho_\Phi \gg \rho_R$), as is true in the early stages of reheating. Although we will make use of this approximation in our analytical computations, we do not impose it in our numerical analysis. The key aspect of our treatment of reheating consists in the realization that, for $k \neq 2$, the inflaton decay rate is not constant in time.

Assuming an effective coupling of the inflaton to Standard Model fermions f of the form $y\Phi\bar{f}f$, we can write⁴

$$\Gamma_\Phi = \frac{y^2}{8\pi} m_\Phi(t), \quad (11)$$

where the *effective mass* $m_\Phi(t)$ is a function of time (and thus of the temperature of the thermal bath). In the adiabatic approximation⁵ it can be written as

$$\begin{aligned} m_\Phi^2 &\equiv \partial_\Phi^2 V(\Phi) \\ &= \lambda k(k-1)\Phi^{k-2} M_P^{4-k} \\ &= k(k-1)M_P^{\frac{2(4-k)}{k}} \lambda^{\frac{2}{k}} \rho_\Phi^{\frac{k-2}{k}}. \end{aligned} \quad (12)$$

To arrive at the expression for the effective mass in terms of ρ_Φ we are using an ‘‘envelope’’ approximation for ρ_Φ . This approximation is defined in the following way: one may approximate the oscillating inflaton as $\Phi(t) \simeq \Phi_0(t) \cdot \mathcal{P}(t)$. The function \mathcal{P} is periodic and encodes the (an)harmonicity of the short time-scale oscillations in the potential, while the envelope $\Phi_0(t)$ encodes the effect of redshift and decay, and varies on longer time scales. The *instantaneous* value of Φ_0 satisfies the equation [64]

$$V(\Phi_0(t)) = \rho_\Phi(t). \quad (13)$$

Using the envelope is advantageous because one can then immediately ignore short time scales in the analysis, in particular for the effective mass.

In order to study any (particle production) process during reheating, it is indispensable to know the value of the temperature of the radiation bath at any moment of time (or scale factor a). At early times, when the Universe is dominated by inflaton oscillations, we find the solution $\rho_\Phi = \rho_\Phi(a)$ from Eq. (8) and subsequently implement it in Eq. (9) to determine the evolution $\rho_R = \rho_R(a)$ and therefore $T = T(a)$.

⁴ A more careful analysis reveals that the decay rate of Φ , obtained by averaging over one oscillation the damping rate of the energy density of the oscillating inflaton condensate, corrects this expression by an $\mathcal{O}(1)$ factor, weakly dependent on k [64, 65]. We omit it from our analysis for simplicity, though it is included in our numerical results. Our main conclusions are unaffected by this omission.

⁵ We will not consider the violations of adiabaticity that occur at the time scale of the oscillation of the inflaton, which is much shorter than the duration of reheating.

In the early stages of the reheating, the decay rate of the inflaton is much smaller than the expansion rate H ($\Gamma_\Phi \ll H$). The right-hand side of Eq. (8) can then be neglected, and straightforward integration then gives

$$\rho_\Phi(a) = \rho_{\text{end}} \left(\frac{a}{a_{\text{end}}} \right)^{-\frac{6k}{k+2}}, \quad (14)$$

where ρ_{end} and a_{end} denote the energy density and scale factor at the end of inflation, respectively. While the latter (a_{end}) is simply a reference point for the scale factor, the value of ρ_{end} does enter into our physical results. It is defined as the energy density at the moment when the slow roll parameter, $\epsilon = 2M_P^2(H'(\Phi)^2/H(\Phi)^2) = 1$ or when $w = -1/3$ [63]. At that moment, $\rho_{\text{end}} = \frac{3}{2}V(\Phi_{\text{end}})$, and clearly depends on the potential. In the Appendix, we compute Φ_{end} for the T-attractor model [58] as a function of k .

For $k = 2$, we recover the classical evolution of a dust-dominated universe ($\rho_\Phi \propto a^{-3}$), whereas for $k = 4$ we are in the presence of a ‘‘radiation-like inflaton’’-dominated universe ($\rho_\Phi \propto a^{-4}$). This difference in behavior will have dramatic consequences on the temperature evolution and the production of dark matter. Substitution of the decay rate (11) and the effective mass (12) into (9), together with the solution for ρ_Φ (14) we obtain

$$\begin{aligned} \rho_R(a) &= \frac{y^2}{8\pi} \sqrt{3k(k-1)} \lambda^{\frac{1}{k}} M_P^{\frac{4}{k}} \left(\frac{k+2}{14-2k} \right) \\ &\times \rho_{\text{end}}^{\frac{k-1}{k}} \left(\frac{a_{\text{end}}}{a} \right)^4 \left[\left(\frac{a}{a_{\text{end}}} \right)^{\frac{14-2k}{k+2}} - 1 \right]. \end{aligned} \quad (15)$$

Note that the dependence of ρ_R on a found here is very different from that in [57], where $\rho_R \sim a^{-3k/(k+2)}$ compared with $\rho_R \sim a^{(6-6k)/(k+2)}$ in Eq. (15), though the two expressions agree for $k = 2$. This is presumably because the decay width was held fixed in [57], whereas for $k > 2$, any width proportional to the inflaton mass will vary with its evolution.

In thermal equilibrium, the temperature of the inflaton decay products will be simply given by

$$T(a) = \left(\frac{30\rho_R(a)}{\pi^2 g_*} \right)^{\frac{1}{4}}, \quad (16)$$

where g_* denotes the effective number of relativistic degrees of freedom. Note that for $a \gg a_{\text{end}}$,

$$T \propto a^{-\frac{3k-3}{2k+4}}. \quad (17)$$

For $k = 2$, we recover the well-known $T \propto a^{-\frac{3}{8}}$ for the redshift of the temperature during dust-like reheating [48–50].

Note that for larger k , the temperature has a steeper dependence on the scale factor, e.g. $T \propto a^{-\frac{3}{4}}$ for radiation-like reheating with $k = 4$. Indeed, in this case

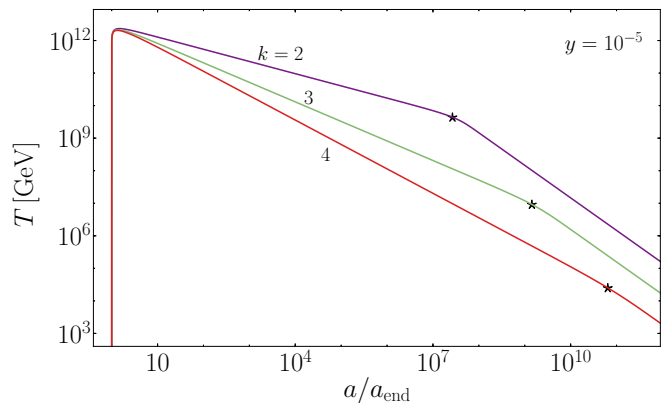


FIG. 1: Scale-factor dependence of the instantaneous temperature during reheating for selected values of k with $y = 10^{-5}$. The scale factor is rescaled by its value at the end of inflation. The star signals inflaton-radiation equality, $\rho_\Phi = \rho_R$, corresponding to $T = T_{\text{reh}}$.

the energy density of Φ , ρ_Φ , redshifts as a^{-4} (14), faster than for a dust-like inflaton where $\rho_\Phi \propto a^{-3}$. This is to be expected as for $k = 4$, Φ is massless at the minimum and evolves as radiation. Subsequently, this radiation will be further redshifted by expansion. The temperature in the bath is, in a sense, doubly redshifted (production + expansion) compared to a dust-like inflaton decay. Figure 1 exemplifies this steeper redshift of the temperature during reheating for $k = 3$ and 4, compared to $k = 2$. As a consequence, for $k = 4$ the Universe begins to be dominated by the radiation when its scale factor is 3 orders of magnitude larger than it would be for a dust-like inflaton ($k = 2$). The effect is anything but an anecdote, as it corresponds to more than 5 orders of magnitude of difference in T_{reh} . This comes from the fact that the decay width of the inflaton, proportional to $m_\Phi(t)$, decreases with time for $k = 4$. We will explain this phenomena in detail in a dedicated section, below. We note that for $k = 4$ and particularly for low y , the reheating temperature may drop so low as to be problematic with baryogenesis, and perhaps nucleosynthesis. We comment further on this possibility in the Appendix.

The maximum and reheating temperatures

Inflation leads to a cold, empty universe that is repopulated during reheating. In the instantaneous thermalization approximation, the temperature of the radiation plasma initially grows until it reaches a maximum temperature T_{max} , after which it decreases to the temperature at the end of reheating, T_{reh} , and below (see Fig. 1).

In order to calculate the maximum temperature, one

must first compute the scale factor a_{\max} for which the temperature (16) or the energy density (15) is maximized. From this procedure, we obtain that

$$a_{\max} = a_{\text{end}} \left(\frac{2k+4}{3k-3} \right)^{\frac{k+2}{14-2k}}. \quad (18)$$

This in turn implies that

$$T_{\max}^4 = \frac{15y^2}{16g_*\pi^3} \sqrt{3k(k-1)} \lambda^{\frac{1}{k}} M_P^{\frac{4}{k}} \times \rho_{\text{end}}^{\frac{k-1}{k}} \left(\frac{3k-3}{2k+4} \right)^{\frac{3(k-1)}{7-k}}. \quad (19)$$

To compute T_{\max} , we must specify the potential to determine ρ_{end} which is discussed in more detail for the T-attractor model [58] in the Appendix. The value of λ is set from the normalization of CMB anisotropies and also depends on k as further discussed in the Appendix. For the case of the T-attractor model, the monomial in Eq. (4) is a good approximation and numerically we find very similar values for T_{\max} for all three cases, $k = 2, 3$ and 4 (particularly when plotted on a log scale as in Fig. 1).

To compute the reheating temperature, one must first define what signals the end of reheating. We consider that reheating ends when the radiation density begins to dominate over the inflaton density, i.e. when $\rho_{\Phi} = \rho_R$.⁶ From Eqs. (14) and (15) we find the following approximation for the scale factor at equality,

$$\left(\frac{a_{\text{reh}}}{a_{\text{end}}} \right)^{\frac{3k}{k+2}} \simeq \left(\frac{16\pi(7-k)}{(k+2)\sqrt{3k(k-1)}} \right)^{k/2} \times \left(\frac{\rho_{\text{end}}}{\lambda M_P^4} \right)^{1/2} y^{-k}, \quad (20)$$

from which we determine the reheating temperature,

$$T_{\text{reh}}^4 = \frac{15[3k(k-1)]^{\frac{k}{2}} y^{2k} \lambda}{2^{4k-1} \pi^{2+k} g_*} \left(\frac{k+2}{7-k} \right)^k M_P^4. \quad (21)$$

As one can see, the dependence on ρ_{end} has disappeared from T_{reh} . For the T-attractor model described in the Appendix, for $k = (2, 3, 4)$ and $y = 10^{-5}$, we find $\lambda = (2, 0.9, 0.3) \times 10^{-11}$ and $T_{\text{reh}} = (4.1 \times 10^9, 1.0 \times 10^7, 3.2 \times 10^4)$ GeV, respectively.

Note that this definition of the reheating temperature is slightly different from the more common definition used in instantaneous reheating where the moment of reheating is defined to be $\Gamma = \frac{3}{2}H$, which is sensible for exponential decay but loses meaning for $k > 2$. The ratio

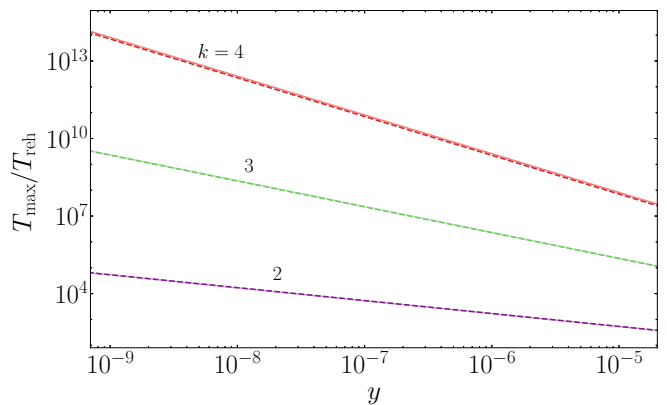


FIG. 2: The ratio of the maximum and reheating temperatures as a function of the Yukawa coupling y , for selected values of k . Continuous: fully numerical solution for the T-attractor model (51). Dashed: the approximations (22)-(24).

of T_{reh}^4 from $\Gamma = \frac{3}{2}H$ to the expression in Eq. (21) is $(2^{5k-6}/3^{2k-2})((7-k)/(k+2))^k$. For $k = 2$, this means that T_{reh} from Eq. (21) is smaller by a factor of $\sqrt{3/5}$ relative to that used in instantaneous reheating. The definition used in this paper is better suited for generic k .

We show in Fig. 1 the points (marked by stars) where the Universe begins to be dominated by radiation ($\rho_{\Phi} = \rho_R$). Note that the steeper scale-factor dependence leads to a lower T_{reh} for larger k for a given inflaton-matter coupling. To be more precise, this comes from the fact that reheating is *delayed* for larger values of k , delay which implies lower values of ρ_{Φ} (and as a consequence ρ_R) at reheating. The decay width, given in Eq. (11) is proportional to $m_{\Phi}(t)$. While $m_{\Phi}(t)$ is constant for $k = 2$, it decreases with time for $k > 2$. The smaller decay rate causes the delay in reheating and thus results in a lower temperature, T_{reh} . On the other hand, the maximum temperature is only weakly dependent on k and smaller only by a factor of ~ 0.9 for $k = 4$ relative to the value at $k = 2$, $T_{\max} \simeq 2.3 \times 10^{12}$ GeV. This is because the k dependence in ρ_{end} nearly cancels the explicit k dependence in Eq. (19) and the implicit dependence in λ .

In the following section, which contains our computation of the dark matter abundance, the ratio T_{\max}/T_{reh} will play a key role. This ratio is shown in Fig. 2 as a function of the Yukawa coupling y for $k = 2, 3, 4$. We show both our analytic solution for the ratio given in Eqs. (22)-(24) below (dashed) and full numerical result (solid). As one can see, the numerical analysis⁷ is in perfect agreement with the analytical solutions, i.e.,

⁶ Note that under this definition, the production of entropy from inflaton decay continues for some time after the end of reheating.

⁷ Throughout our work, the numerical results are obtained by solving the full Boltzmann-Friedmann system (8)-(10).

$$T_{\max}/T_{\text{reh}} \propto y^{\frac{1-k}{2}}.$$

For the selected values of k , the following simple expressions can be derived:

$$\left. \frac{T_{\max}}{T_{\text{reh}}} \right|_{k=2} = \sqrt{\frac{5}{y}} \left(\frac{3}{2^{33}} \right)^{\frac{1}{40}} \left(\frac{\pi^2 \rho_{\text{end}}}{\lambda M_P^4} \right)^{\frac{1}{8}}, \quad (22)$$

$$\left. \frac{T_{\max}}{T_{\text{reh}}} \right|_{k=3} = \frac{8}{y} \left(\frac{1}{3 \times 5^9} \right)^{\frac{1}{8}} \left(\frac{\pi^3 \rho_{\text{end}}}{\lambda M_P^4} \right)^{\frac{1}{6}}, \quad (23)$$

$$\left. \frac{T_{\max}}{T_{\text{reh}}} \right|_{k=4} = \frac{1}{\sqrt{2y^3}} \left(\frac{\pi^4 \rho_{\text{end}}}{\lambda M_P^4} \right)^{\frac{3}{16}}. \quad (24)$$

As noted earlier, the value of $\rho_{\text{end}} = \frac{3}{2}V(\Phi_{\text{end}})$ depends on the potential and the type of inflationary model we consider. As an example, in Fig. 2, we use the value of Φ_{end} given by Eq. (53), corresponding to the T-attractor [58] completion of the potential in Eq. (4) at large field values (see the Appendix for more details where values of $\rho_{\text{end}}/\lambda$ are given).

As one can see, the ratio T_{\max}/T_{reh} depends strongly on the value of k . For $y = 10^{-5}$, we find $T_{\max}/T_{\text{reh}} = (540, 2.3 \times 10^5, 7.1 \times 10^7)$ for $k = (2, 3, 4)$ using the values of $\rho_{\text{end}}/\lambda$ given in the Appendix. The ratio is larger by five orders of magnitude for $k = 4$ than for $k = 2$. We emphasize that this is not an enhancement in T_{\max} , but rather a reduction in the value of T_{reh} for $k > 2$ for a given value of y , as we discussed previously when commenting on Fig. 1.

We have avoided extrapolating our results for the temperature ratio in Fig. 2 for $y \gtrsim 10^{-5}$. For any value of the inflaton-SM coupling, the decay products f acquire time-dependent masses induced by the oscillating inflaton background, $m_f = y\Phi$. For $y \gtrsim 10^{-5}$ and/or $k > 4$, one finds in general that $m_f^2/m_\Phi^2 \gtrsim 1$ at some stage of reheating. The perturbative decay of the inflaton can therefore become kinematically suppressed, or dominated by non-perturbative particle production. We leave the detailed study of DM production and reheating beyond these bounds for future work.

The Hubble parameter

We conclude this section by finding an explicit expression for the Hubble parameter as a function of the temperature during reheating. This relation will aid our computation of the DM relic abundance in the following section. Substitution of (14) and (16) into the Friedmann equation (10) gives

$$H = \frac{\sqrt{\rho_\Phi(T_{\text{reh}})}}{\sqrt{3}M_P} \left(\frac{T}{T_{\text{reh}}} \right)^{\frac{2k}{k-1}} \quad (25)$$

for $a_{\text{reh}} > a \gg a_{\text{end}}$. Note that for $k = 2$ the previous expression recovers the well-known result $H \propto T^4$, whereas

one obtains $H \propto T^{\frac{8}{3}}$ in the case $k = 4$. This observation further confirms that for radiation-like reheating, the temperature decreases faster than in the dust-like scenario: for a given value of H we have a larger temperature for larger k .

As a function of time, the Hubble parameter takes the simple form

$$H \simeq \frac{k+2}{3kt}, \quad (26)$$

for $a_{\text{end}} < a < a_{\text{reh}}$, which is the classical result for a universe dominated by a homogeneous fluid with equation of state (7).

III. DARK MATTER PRODUCTION

In the very early Universe, dark matter can be produced by the scattering of Standard Model particles or by the decay of the inflaton. We review both possibilities below. Because there is a period of time during which the temperature of the thermal bath exceeds T_{reh} , it is possible to produce dark matter particles with mass $m_{\text{DM}} > T_{\text{reh}}$, and we consider this possibility as well.

DM from thermal bath scattering

The DM number density, which we will simply denote by n , corresponds to the solution of the Boltzmann equation

$$\frac{dn}{dt} + 3Hn = R(t), \quad (27)$$

where $R(t)$ denotes the production rate of DM (per unit volume per unit time). This rate contains the contribution from scatterings in the plasma as well the contribution from the direct decay of the inflaton into DM. Depending on the magnitude of R compared to Hn , dark matter may or may not ever come into thermal equilibrium. For small R , DM remains out of equilibrium as in the case of gravitino production in supersymmetric models [19, 33, 34] and in many generic freeze-in models [30]. Making use of (25) and (26), we can rewrite the Boltzmann equation in terms of the instantaneous temperature as follows,

$$\frac{dn}{dT} + \left(\frac{2k+4}{1-k} \right) \frac{n}{T} = \left(\frac{2k+4}{3-3k} \right) \frac{R(T)}{TH(T)}. \quad (28)$$

Equivalently, if we introduce the DM yield $Y \equiv nT^{-\frac{2k+4}{k-1}}$, we can write

$$\frac{dY}{dT} = -\frac{\sqrt{10}}{\pi\sqrt{g_*}} \left(\frac{2k+4}{k-1} \right) M_P T_{\text{reh}}^{\frac{2}{k-1}} T^{\frac{5k+3}{1-k}} R(T). \quad (29)$$

We parametrize the production rate from out-of-equilibrium scatterings in the following way⁸:

$$R^s(T) = \frac{T^{n+6}}{\Lambda^{n+2}}. \quad (30)$$

Here the superscript s denotes production via scatterings in the plasma, and the mass scale Λ is identified with the beyond the Standard Model scale of the microscopic model under consideration. Note that this effective description is valid for the duration of reheating provided that $\Lambda \gtrsim T_{\max}$. The suppression by the UV scale ensures that DM annihilation can be neglected. Integration of (29) after substitution of (30) leads to the following results:

- For $n < \frac{10-2k}{k-1}$,

$$n^s(T_{\text{reh}}) = \sqrt{\frac{10}{g_*}} \frac{M_P}{\pi} \frac{2k+4}{n-nk+10-2k} \frac{T_{\text{reh}}^{n+4}}{\Lambda^{n+2}}. \quad (31)$$

- For $n = \frac{10-2k}{k-1}$,

$$n^s(T_{\text{reh}}) = \sqrt{\frac{10}{g_*}} \frac{M_P}{\pi} \left(\frac{2k+4}{k-1} \right) \frac{T_{\text{reh}}^{n+4}}{\Lambda^{n+2}} \ln \left(\frac{T_{\max}}{T_{\text{reh}}} \right). \quad (32)$$

- For $n > \frac{10-2k}{k-1}$,

$$n^s(T_{\text{reh}}) = \sqrt{\frac{10}{g_*}} \frac{M_P}{\pi} \frac{2k+4}{kn-n-10+2k} \times \left(\frac{T_{\text{reh}}}{T_{\max}} \right)^{\frac{2k+6}{k-1}} \frac{T_{\max}^{n+4}}{\Lambda^{n+2}}. \quad (33)$$

Note that these results are a generalization of [45, 50] applicable to the monomial potential given in Eq. (4) after inflation. For the typical potential with $k = 2$, i.e. oscillations of a massive inflaton, the density of dark matter is mainly sensitive to the reheating temperature if $n < 6$, whereas it is mainly sensitive to the maximum temperature prior to the end of reheating if $n > 6$. We see that for $k = 4$, dark matter production is sensitive to T_{\max} for $n \geq 1$. This means that we expect significant production of dark matter in many models. For example, in models where the dark and visible sectors are connected by massive mediators as in SO(10) [38, 39, 66–69] or moduli-portal models [47], the production and final density of dark matter will be sensitive to the post-inflationary scalar potential.

The DM number density produced by scatterings in the plasma given in Eqs. (31)-(33) can be converted to

the DM contribution to the critical density using

$$\begin{aligned} \Omega_{\text{DM}}^s h^2 &= \frac{m_{\text{DM}} n^s(T_0)}{\rho_c h^{-2}} \\ &= \frac{\pi^2 g_{*s}(T_0) m_{\text{DM}} n_\gamma(T_0) n^s(T_{\text{reh}})}{2\zeta(3) g_{*s}(T_{\text{reh}}) T_{\text{reh}}^3 \rho_c h^{-2}} \\ &= 5.9 \times 10^6 \text{GeV}^{-1} \frac{m_{\text{DM}} n^s(T_{\text{reh}})}{T_{\text{reh}}^3}, \end{aligned} \quad (34)$$

where $g_{*s}(T_0) = 43/11$ is the present number of effective relativistic degrees of freedom for the entropy density, $n_\gamma(T_0) \simeq 410.66 \text{cm}^{-3}$ is the number density of CMB photons, and $\rho_c h^{-2} \simeq 1.0534 \times 10^{-5} \text{GeV cm}^{-3}$ is the critical density of the Universe [70]. We take $g_{*s}(T_{\text{reh}}) = g_*(T_{\text{reh}}) = g_{\text{reh}}$, and consider for definiteness the high-temperature Standard Model value $g_{\text{reh}} = 427/4$.

Production from scattering when $m_{\text{DM}} > T_{\text{reh}}$

In the above derivation of Ω_{DM}^s , we have implicitly assumed that $m_{\text{DM}} < T_{\text{reh}}$, so that the limits of integration of the Boltzmann equation (29) ranged from T_{\max} to T_{reh} . For, $m_{\text{DM}} > T_{\text{reh}}$, we must cut off the integral at m_{DM} . However, at $T = m_{\text{DM}}$, $\rho_R < \rho_\Phi$, and the density of DM matter will be further diluted by the subsequent decays of the inflaton. Therefore, we compute $n^s(m_{\text{DM}})$ and scale it to T_{reh} using Eq. (17). For $n \leq (10-2k)/(k-1)$, we find the following:

- For $n < \frac{10-2k}{k-1}$,

$$n^s(T_{\text{reh}}) = \sqrt{\frac{10}{g_*}} \frac{M_P}{\pi} \frac{2k+4}{n-nk+10-2k} \times \left(\frac{T_{\text{reh}}}{m_{\text{DM}}} \right)^{\frac{2k+6}{k-1}} \frac{m_{\text{DM}}^{n+4}}{\Lambda^{n+2}}. \quad (35)$$

- For $n = \frac{10-2k}{k-1}$,

$$n^s(T_{\text{reh}}) = \sqrt{\frac{10}{g_*}} \frac{M_P}{\pi} \left(\frac{2k+4}{k-1} \right) \times \left(\frac{T_{\text{reh}}}{m_{\text{DM}}} \right)^{n+4} \frac{m_{\text{DM}}^{n+4}}{\Lambda^{n+2}} \ln \left(\frac{T_{\max}}{m_{\text{DM}}} \right). \quad (36)$$

Note that for $n > (10-2k)/(k-1)$, the result in Eq. (33) is unchanged.⁹

⁸ Note that this parametrization corresponds to a thermally averaged effective cross section $\langle \sigma v \rangle \propto T^n / \Lambda^{n+2}$.

⁹ When $T_{\text{reh}} < m_{\text{DM}}$, the condition $T_{\text{reh}} < T_f$ may also be satisfied, where T_f denotes the freeze-out temperature for a thermal (WIMP-like) dark matter candidate. In this case, the abundance of dark matter from freeze-out is reduced [71].

Production from inflaton decay

DM can also be produced during reheating by the direct decay of the inflaton. When the decay rate for *both* the dominant decay products of Φ and the DM particle is proportional to m_Φ , the production rate in the Boltzmann equation (28) takes the form

$$\begin{aligned} R^d(T) &= \frac{y^2}{8\pi} B_R \rho_\Phi(T) \\ &\simeq \frac{y^2}{8\pi} B_R \left(\frac{\pi^2 g_* T_{\text{reh}}^4}{30} \right) \left(\frac{T}{T_{\text{reh}}} \right)^{\frac{4k}{k-1}}, \end{aligned} \quad (37)$$

where B_R denotes the branching ratio of the decay of the inflaton into DM, and includes the multiplicity of DM particles in the final state. After a straightforward integration we obtain the following expression for the DM number density originating directly from inflaton decay¹⁰,

$$n^d(T_{\text{reh}}) = \frac{\sqrt{10g_*}}{480} (k+2) B_R y^2 M_P T_{\text{reh}}^2, \quad (38)$$

for low m_{DM} (the crossover mass is defined shortly). For high m_{DM} , we must cut off the integration at a temperature at which $m_\Phi = m_{\text{DM}}$. Recall that for $k > 2$, m_Φ evolves with Φ . We can use Eq. (12) to determine,

the temperature T_L , such that $m_\Phi(T_L) = m_{\text{DM}}$ and find

$$\left(\frac{T_L}{T_{\text{reh}}} \right)^{\frac{4-2k}{k-1}} = \frac{16\pi}{y^2} \sqrt{\frac{\pi^2 g_*}{90}} \left(\frac{7-k}{k+2} \right) \frac{T_{\text{reh}}^2}{m_{\text{DM}} M_P}. \quad (39)$$

In this case,

$$n^d(T_{\text{reh}}) = \frac{\sqrt{10g_*}}{480} (k+2) B_R y^2 M_P \left(\frac{T_{\text{reh}}}{T_L} \right)^{\frac{4}{k-1}} T_{\text{reh}}^2. \quad (40)$$

The crossover from Eq. (38) to Eq. (40) occurs when $T_L = T_{\text{reh}}$ and is easily obtained from Eq. (39). We call the mass at the crossover m_L , and

$$m_L = \frac{16\pi}{y^2} \sqrt{\frac{\pi^2 g_*}{90}} \left(\frac{7-k}{k+2} \right) \frac{T_{\text{reh}}^2}{M_P}. \quad (41)$$

The total dark matter relic abundance

We next combine the dark matter densities produced by scattering and inflaton decay to obtain the following expression for the total present-day relic abundance,

$$\begin{aligned} \Omega_{\text{DM}} h^2 &\simeq 0.1 \times \left[(k+2) \left(\frac{B_R}{10^{-5}} \right) \left(\frac{427/4}{g_{\text{reh}}} \right)^{1/2} \left(\frac{y}{10^{-5}} \right)^2 \left(\frac{10^{10} \text{ GeV}}{T_{\text{reh}}} \right) \left(\frac{m_{\text{DM}}}{1 \text{ GeV}} \right) \right. \\ &\times \begin{cases} 1, & m_{\text{DM}} < m_L, \\ \left(\frac{T_{\text{reh}}}{T_L} \right)^{\frac{4}{k-1}}, & m_{\text{DM}} > m_L, \end{cases} \\ &+ 1.4 \times 10^{3-6n} \left(\frac{10^{16} \text{ GeV}}{\Lambda} \right)^{n+2} \left(\frac{T_{\text{reh}}}{10^{10} \text{ GeV}} \right)^{n+1} \left(\frac{427/4}{g_{\text{reh}}} \right)^{3/2} \left(\frac{m_{\text{DM}}}{1 \text{ GeV}} \right) \\ &\times \begin{cases} \frac{2k+4}{n-nk+10-2k}, & n < \frac{10-2k}{k-1} & m_{\text{DM}} < T_{\text{reh}}, \\ \frac{2k+4}{n-nk+10-2k} \left(\frac{T_{\text{reh}}}{m_{\text{DM}}} \right)^{\frac{2k+6}{k-1}-n-4}, & n < \frac{10-2k}{k-1} & m_{\text{DM}} > T_{\text{reh}}, \\ \frac{2k+4}{k-1} \ln \left(\frac{T_{\text{max}}}{T_{\text{reh}}} \right), & n = \frac{10-2k}{k-1} & m_{\text{DM}} < T_{\text{reh}}, \\ \frac{2k+4}{k-1} \ln \left(\frac{T_{\text{max}}}{m_{\text{DM}}} \right), & n = \frac{10-2k}{k-1} & m_{\text{DM}} > T_{\text{reh}}, \\ \frac{2k+4}{nk-n+2k-10} \left(\frac{T_{\text{max}}}{T_{\text{reh}}} \right)^{\frac{2k-10}{k-1}+n}, & n > \frac{10-2k}{k-1} \end{cases} \end{aligned}, \quad (42)$$

¹⁰ This result is modified if the decay rate of the inflaton to DM has a different dependence on m_Φ . The corresponding DM number density for $\Gamma_{\Phi \rightarrow \text{DM}} \propto m_\Phi^{\alpha+1}$ for generic α is left for future work.

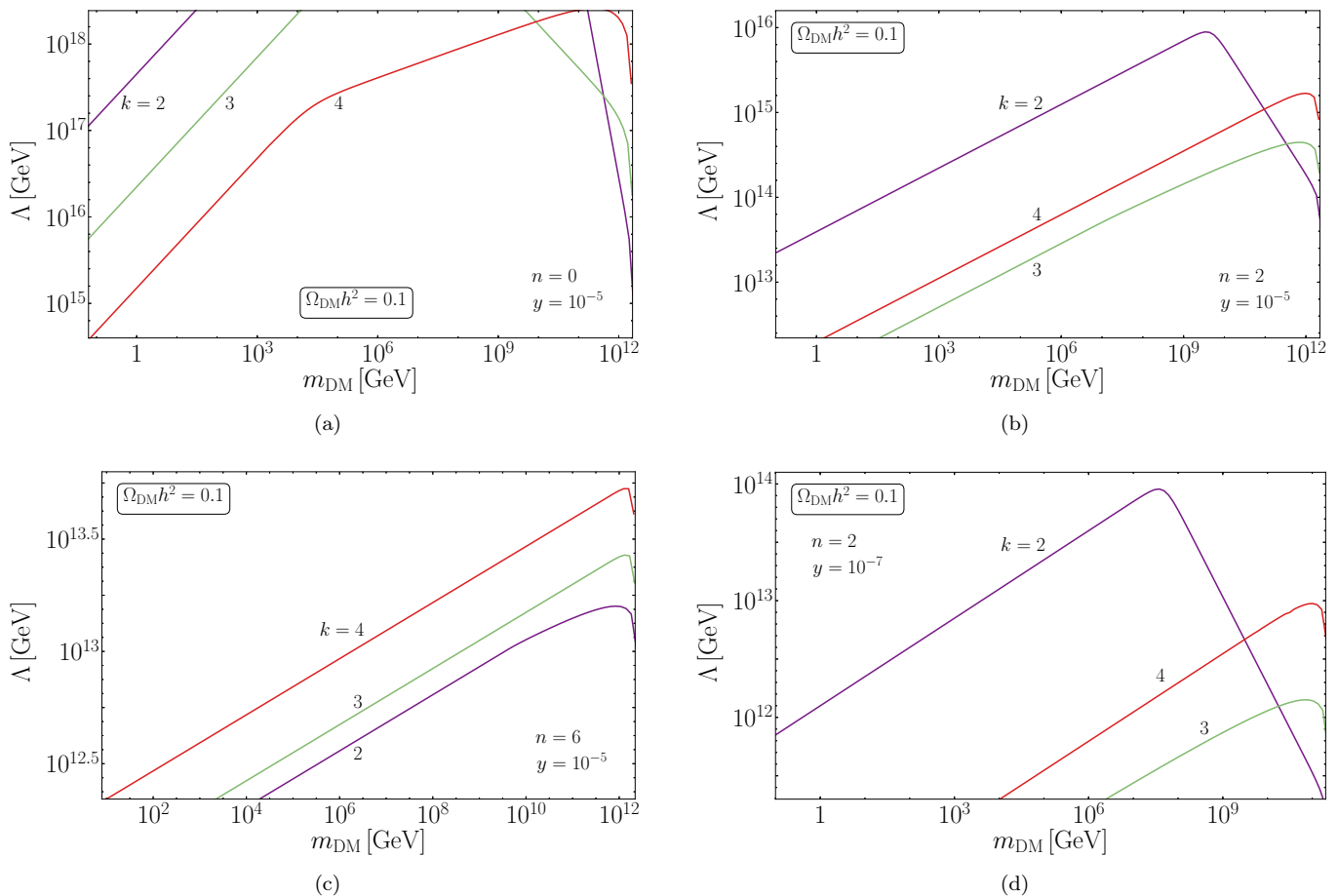


FIG. 3: Contours $\Omega_{\text{DM}} h^2 = 0.1$ showing the required value of Λ as a function of the DM mass. We assume an inflaton decay coupling $y = 10^{-5}$ and a production rate with $n = 0$ (a), $n = 2$ (b), and $n = 6$ (c). For (d), we assume $y = 10^{-7}$ and $n = 2$. In all cases we have set $B_R = 0$.

where the first term corresponds to the production from decays, while the second, Λ -dependent term corresponds to freeze-in production through scattering. For the former term, it is worth noting that for $k = 4$, Eq. (21) implies that $T_{\text{reh}} \propto y^2$, and therefore the decay contribution does not depend on the reheating temperature. It depends only on the square of the ratio of the inflaton-DM and inflaton-SM couplings, encoded in B_R , and the DM mass. In the case of scatterings, we see clearly here the enhancement in $(T_{\text{max}}/T_{\text{reh}})$ for $n > (10 - 2k)/(k - 1)$.

In Fig. 3, we display the value of Λ (in Eq. (30)) as a function of the DM mass, m_{DM} , needed to obtain $\Omega_{\text{DM}}^s h^2 = 0.1$ in Eq. (34) for $k = 2, 3, 4$. In Fig. 3(a), we have chosen $n = 0$ which is characteristic of a production rate for gravitinos in supersymmetric models when $\Lambda \sim M_P$. In this figure, we have chosen $y = 10^{-5}$. According to Fig. 1, this corresponds to a value of $T_{\text{max}} \sim 10^{12}$ GeV and $T_{\text{reh}} \sim 10^{10}$ GeV. For

$k = 2$, one gets the expected result that the density of gravitinos accounts for the DM when $m_{3/2} \sim 100$ GeV, for $\Lambda \sim M_P$.

As discussed in the earlier sections, fixing the inflaton decay coupling, y , fixes the maximum and final reheating temperature depending on the value of k . The relic density depends on T_{reh} through $n^s(T_{\text{reh}})$ as given in Eqs. (31)-(33). But n^s also depends on $\Lambda^{-(n+2)}$. In Fig. 3(a), for $n = 0$, the density is given by Eq. (31) and we see from Eq. (42) that Ω_{DM}^s scales as m_{DM}/Λ^2 which accounts for the slope in the figure. We also see that the required value of Λ decreases with increasing k to compensate for the lower reheating temperature when $k > 2$. Suitable DM masses range from 0.1 to T_{max} for $\Lambda = 10^{14}$ GeV to M_P .

In Fig. 3(a) we also see changes in the slopes of the lines for all three values of k . These occur when $m_{\text{DM}} = T_{\text{reh}}$ as discussed earlier. For $k = 2$ and 3, the change in slope occurs at high $\Lambda (> M_P)$ and is off the scale of the

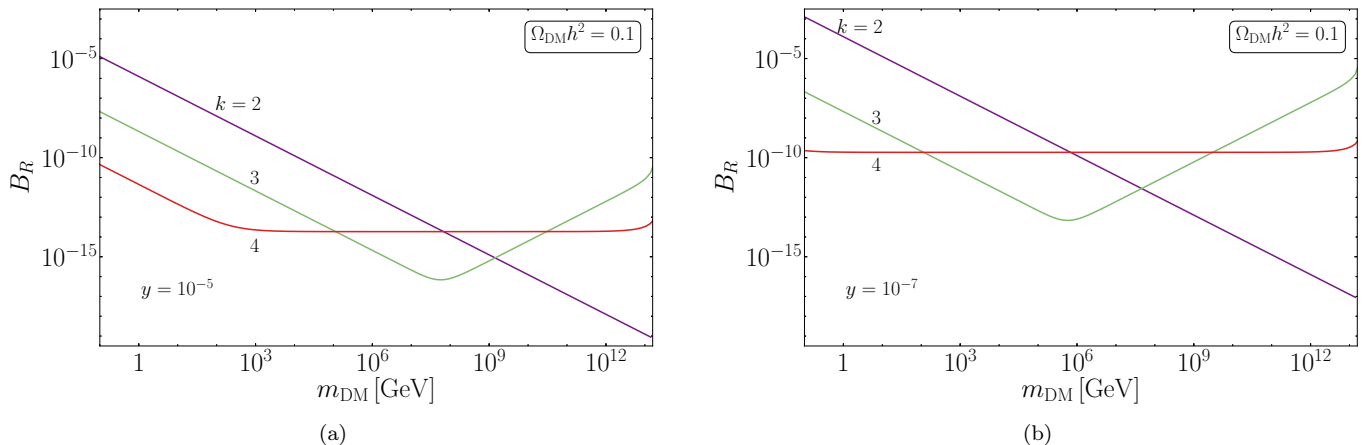


FIG. 4: Contours $\Omega_{\text{DM}}h^2 = 0.1$ showing the required branching ratio as a function of the DM mass, assuming an inflaton decay coupling $y = 10^{-5}$ (a) and $y = 10^{-7}$ (b). Here, we ignore production due to scattering.

plot. The relative slope seen for $m_{\text{DM}} > T_{\text{reh}}$ can also be understood from Eq. (42), noting that Ω_{DM}^s scales as $m_{\text{DM}}^{\frac{9-k}{k-1}}/\Lambda^2$, so that for $k = 2$, Λ must decrease steeply, whereas for $k = 4$, it remains an increasing function of m_{DM} . All of the curves fall off when m_{DM} approaches T_{max} .

In Fig. 3(b), we show the corresponding result when $n = 2$. Models with $n = 2$ could correspond to interactions mediated by the exchange of a massive particle with mass $\Lambda > T_{\text{max}}$. In this case, $k = 3$ is the critical value, and the density becomes sensitive to T_{max} as in Eq. (32). For larger k , the density is given by Eq. (33) and exhibits a stronger dependence on T_{max} . For this reason, we see that a larger value of Λ is required to obtain $\Omega_{\text{DM}}^s h^2 = 0.1$ for $k = 4$ than for $k = 3$. Overall however, we see that lower values of Λ are required for $n = 2$ compared with $n = 0$.

For $n = 2$, we again see a change in slope for $k = 2$ when $m_{\text{DM}} = T_{\text{reh}}$. In this case, Ω_{DM}^s scales as $m_{\text{DM}}^5/\Lambda^2$ at large DM masses. For $k = 3$ the change in slope is more subtle as the dependence on m_{DM} goes from m_{DM}/Λ^2 to $m_{\text{DM}} \log(T_{\text{reh}}/m_{\text{DM}})/\Lambda^2$, and for $k = 4$, there is no change as the density is primarily sensitive to T_{max} .

In Fig. 3(c), we show the corresponding result when $n = 6$. Rates with $n = 6$ could correspond to the production of gravitinos in high-scale supersymmetry [41–43, 45, 72] in which two gravitational vertices are required, or in models with spin-2 mediators [46]. In the case of high-scale supersymmetry, we expect that $\Lambda^2 \sim m_{3/2} M_P$. Thus, for $m_{3/2} \sim 1$ EeV, we should find $\Lambda \sim 10^{-5} M_P$ which is what is seen in Fig. 3(c). In this case, we are sensitive to T_{max} even for $k = 2$ and the value of Λ needed is now greater for $k = 4$ than both $k = 2$ and $k = 3$. Note that there is again a subtle change

in slope for $k = 2$ when m_{DM} becomes larger than T_{reh} as was the case for $n = 2$ and $k = 3$.

We can also use Eq. (42) to compare predictions for the relic density for a given scattering rate (ignoring decays) for different values of k . Consider first the case with $n = 2$. When comparing $k = 2$ and $k = 4$ for $n = 2$, the large drop in T_{reh}^3 when going from $k = 2$ to $k = 4$ is not compensated by the enhancement in $(T_{\text{max}}/T_{\text{reh}})^{4/3}$ and thus for a given value of Λ , we require larger masses for $k = 4$, as seen in Fig. 3(b). In contrast when looking at the $n = 6$ case, the drop in T_{reh}^7 is more than compensated for by the enhancement in $(T_{\text{max}}/T_{\text{reh}})^{16/3}$ and in this case for a given value of Λ , we require smaller masses for $k = 4$, as seen in Fig. 3(c).

To see the dependence of these results on y , we show in Fig. 3(d) analogous results with $y = 10^{-7}$ for $n = 2$. Since the reheating temperature is lower (for lower y), the necessary value of Λ is also lower. Once again we see a change in slope for $k = 2$ at $m_{\text{DM}} = T_{\text{reh}}$, the logarithmic change for $k = 3$, and no change in slope for $k = 4$, as in Fig. 3(b).

In Fig. 4(a), we show the necessary branching ratio to obtain $\Omega_{\text{DM}} h^2 = 0.1$ from decay, assuming $y = 10^{-5}$, using Eqs. (38) and (40) and ignoring any possible contribution from scattering. Since $\Omega_{\text{DM}} h^2 \propto T_{\text{reh}}^{-1}$ (see Eq. (42) above), and since T_{reh} drops significantly with increasing k , B_R must be smaller for larger k , as seen in the figure. For a given value of k , $\Omega_{\text{DM}} \propto B_R m_{\text{DM}}$, accounting for the slope in the lines shown in the figure.

This behavior is strictly true in the whole kinematically allowed range only for $k = 2$, or for a relatively small m_{DM} for $k > 2$. As discussed earlier, this is because for $k > 2$, when $m_{\text{DM}} > m_L$, decays to DM cannot continue all the way down to T_{reh} . As a consequence the slope of the required branching ratio B_R vs. m_{DM} changes. From Eqs. (39) and (40), we see that

$T_L \propto m_{\text{DM}}^{(1-k)/(4-2k)}$ and hence $\Omega_{\text{DM}}^d h^2 \propto B_R n^d m_{\text{DM}} \propto B_R T_L^{4/(1-k)} m_{\text{DM}} \propto B_R m_{\text{DM}}^{(8-2k)/(4-2k)}$. For $k = 3$, this gives $\Omega_{\text{DM}}^d h^2 \propto B_R/m_{\text{DM}}$ and for $k = 4$, $\Omega_{\text{DM}}^d h^2 \propto B_R$, independent of m_{DM} , thus explaining the slopes seen in the figure.

In Fig. 4(b), we show the dependence of B_{DM} on m_{DM} for $y = 10^{-7}$. Note that there is some dependence on y in $T_{\text{reh}} \sim y^{k/2}$ as seen in Eq. (21). Therefore, $\Omega_{\text{DM}}^d h^2 \propto B_{\text{DM}} y^{2-k/2}$. For $k = 2$, we see that the required branching ratio is larger compared with that in Fig. 4. However, for $k = 4$, the dependence on y drops out, and the required branching ratio is unchanged. In this case, the crossover mass, m_L is lower, and for $k = 4$, it is below 1 GeV.

V. CONCLUSION AND DISCUSSION

While inflation was designed to resolve a host of cosmological problems, such as flatness and isotropy, it also seeds the fluctuations necessary for structure in the Universe. Also needed to form structure is the existence of dark matter. If dark matter interactions with Standard Model particles are so weak that they never attain thermal equilibrium with the Standard Model bath, their existence may also be a result of an early inflationary period. More precisely, the origin of dark matter may reside in process of reheating after inflation.

A classic example of dark matter born out of reheating is the gravitino. With Planck-suppressed couplings, the abundance of gravitinos is proportional to the reheating temperature after inflation [19], though there may also be a non-thermal component from decays of either the inflaton, or the next lightest supersymmetric particle. Dark matter production during reheating may be the dominant production mechanism for a class of candidates known as FIMPs [30].

While certain quantitative aspects of dark matter production can be ascertained from the instantaneous reheating approximation, the dark matter abundance may be grossly underestimated if the dark matter production rate has a strong temperature dependence as in the case of the gravitino in high-scale supersymmetric models [41] or dark matter interactions mediated by spin-2 particles [46]. Instantaneous reheating refers to the approximation that all inflatons decay in an instant (usually defined to be the time when the inflaton decay rate, $\Gamma_\Phi \simeq H$). At the same moment, the Universe becomes radiation dominated with a temperature determined by the energy density stored in the inflaton at the time of decay.

However, inflaton decay is never instantaneous [42, 48–50]. If the inflaton decay products rapidly thermalize, a radiation bath is formed even though $\rho_R \ll \rho_\Phi$. Depending on the coupling of dark matter to the Standard Model, dark matter production may begin soon after the

first decays occur. Indeed, the Universe will first heat up to a temperature $T_{\text{max}} \gg T_{\text{reh}}$, and the maximum temperature may ultimately determine the dark matter abundance.

Inflation occurs in the part of field space where the scalar potential is relatively flat. The exit from the inflationary phase occurs as the inflaton settles to its minimum and begins the reheating process. Often it is assumed that the potential during reheating can be approximated by a quadratic potential. In this paper, we studied the reheating process in the case of a generic inflaton potential which can be expressed as $V(\Phi) = \lambda \frac{|\Phi|^{k+1}}{M_P^{k-1}}$ about its minimum. For $k \neq 2$, the Universe does not expand as if it were dominated by matter, rather it is subject to an equation of state given by $w = (k-2)/(k+2)$ [57, 73]. Here, we have shown that the presence of an effective mass $m_\Phi(t)$ affects strongly the evolution of the temperature, especially near the end of the inflation where the reheating temperature T_{reh} is highly dependent on k and can be significantly smaller than in the vanilla quadratic case $k = 2$.

We have parametrized the dark matter production rate as $R \propto T^{n+6}$. In the case, of $k = 2$, for $n < 6$, the dark matter abundance is primarily determined by the reheating temperature. For $n = 6$, the abundance is enhanced by $\log(T_{\text{max}}/T_{\text{reh}})$ and for $n > 6$, it is primarily determined by T_{max} [50]. This picture changes, however, when $k > 2$. The critical value of n decreases with increasing k , and for $k = 4$, the dark matter abundance is sensitive to T_{max} for $n \geq 1$. In these cases, it is also possible to produce dark matter with masses in excess of the reheating temperature. For completeness, we have also considered the effect of the equation of state on the dark matter abundance originating directly from inflaton decays.

In this paper, we have focused on the effects of the equation of state during reheating. We have limited our discussion to inflaton decays to fermions, neglecting thermal effects, and assumed that the decay width of the inflaton is simply proportional to the inflaton mass. Both assumptions affect our quantitative results, and these will be treated more generally in future work. We have also neglected the delay of the onset of thermal equilibrium and the self-interaction of the inflaton, which we will also consider in future work. The scenario outlined in this paper also does not exhaust all DM production channels. DM can also be produced by the decay of the heavy particles that may be produced at the early stages of reheating, or (in)directly by non-adiabatic particle production [74–78]. We also leave the study of these scenarios in a generic reheating stage for future work.

Acknowledgments: The authors want to thank especially Christophe Kulikowski for very insightful discussions. This work was supported by the France-

US PICS MicroDark. The work of Marcos Garcia was supported by the Spanish Agencia Estatal de Investigación through Grants No. FPA2015-65929-P (MINECO/FEDER, UE), PGC2018095161-B-I00, IFT Centro de Excelencia Severo Ochoa SEV-2016-0597, and Red Consolider MultiDark FPA2017-90566-REDC. Marcos Garcia and Kunio Kaneta acknowledge support by Institut Pascal at Université Paris-Saclay during the Paris-Saclay Particle Symposium 2019, with the support of the P2I and SPU research departments and the P2IO Laboratory of Excellence (program “Investissements d’avenir” ANR-11-IDEX-0003-01 Paris-Saclay and ANR-10-LABX-0038), as well as the IPhT. This project has received funding/support from the European Unions Horizon 2020 research and innovation programme under the Marie Skłodowska-Curie grant agreements Elusives ITN No. 674896 and InvisiblesPlus RISE No. 690575. The work of Kunio Kaneta and Keith A. Olive was supported in part by the DOE Grant No. DE-SC0011842 at the University of Minnesota.

APPENDIX

INFLATIONARY MODELING

T-attractors and supergravity

The most recent measurements of the tilt of the primordial scalar power spectrum n_s and the null detection of primordial tensor modes by the Planck Collaboration [79, 80] appear to favor plateau-like potentials, characterized by relatively low energy densities. In this light, a lot of interest has been focused on a class of models, which include the Starobinsky model [59] and converge in their predictions to the “attractor point” [58, 81–87]

$$n_s \simeq 1 - \frac{2}{N_*}, \quad r \simeq \frac{12}{N_*^2}. \quad (43)$$

Here r denotes the tensor-to-scalar ratio, and N_* is the number of e -folds between the horizon crossing of the pivot scale k_* and the end of inflation.

Many of these models can be constructed [88] from no-scale supergravity [60–62] defined by a Kähler potential of the form

$$K = -3 \ln \left(T + \bar{T} - \frac{|\phi|^2}{3} \right), \quad (44)$$

where T is a volume modulus and ϕ is a matter like field. Depending on the form of the superpotential, either T or ϕ can play the role of the inflaton [82, 89]. For example, the Starobinsky model is derived from a simple Wess-

Zumino-like superpotential [88],

$$W = M \left(\frac{\phi^2}{2} - \frac{\phi^3}{3\sqrt{3}} \right), \quad (45)$$

where Φ is related to the canonically normalized inflaton through

$$\phi = \sqrt{3} \tanh \left(\frac{\Phi}{\sqrt{6}} \right), \quad (46)$$

yielding the scalar potential

$$V = \left(\sqrt{3} M \frac{\tanh(\Phi/\sqrt{6})}{1 + \tanh(\Phi/\sqrt{6})} \right)^2 = \frac{3}{4} M^2 \left(1 - e^{-\sqrt{\frac{2}{3}}\Phi} \right)^2, \quad (47)$$

when $\langle T \rangle = 1/2$. Here the inflaton mass, M is fixed in a similar manner as is λ from the CMB normalization as discussed below.

Alternatively, if $\langle \phi \rangle = 0$ is fixed, the superpotential [90]

$$W = \sqrt{3} M \phi \left(T - \frac{1}{2} \right), \quad (48)$$

yields the same Starobinsky potential (47) when

$$T = \frac{1}{2} e^{\sqrt{\frac{2}{3}}\Phi}. \quad (49)$$

A similar class of models sharing the attractor points in (43) can be derived from a superpotential of the form

$$W = 2^{\frac{k}{4}+1} \sqrt{\lambda} \left(\frac{\phi^{\frac{k}{2}+1}}{k+2} - \frac{\phi^{\frac{k}{2}+3}}{3(k+6)} \right). \quad (50)$$

The resulting scalar potential is then

$$V(\Phi) = \lambda \left[\sqrt{6} \tanh \left(\frac{\Phi}{\sqrt{6}} \right) \right]^k. \quad (51)$$

Alternatively, choosing

$$W = \sqrt{\lambda} \phi (2T) \left(\sqrt{6} \frac{2T-1}{2T+1} \right)^{\frac{k}{2}}, \quad (52)$$

yields the same potential given in Eq. (51) and both provide Planck-compatible completions for our potential (4) at large field values [58]. In all of the above expressions, we have worked in units of M_P . In the remainder of this Appendix, we will restore powers of M_P .¹¹

¹¹ We note that for $k = 3$, this formulation does not lead to a stable minimum at $\Phi = 0$.

Normalization of the potential

In order to determine ρ_{end} , one must find the inflaton field value at the end of inflation, defined where $\ddot{a} = 0$ or equivalently $\dot{\Phi}_{\text{end}}^2 = V(\Phi)$ [63]. An approximate solution for this condition yields using (51)

$$\Phi_{\text{end}} \simeq \sqrt{\frac{3}{8}} M_P \ln \left[\frac{1}{2} + \frac{k}{3} \left(k + \sqrt{k^2 + 3} \right) \right]. \quad (53)$$

For $k = (2, 3, 4)$, this yields $\Phi_{\text{end}} = (0.78, 1.19, 1.50)M_P$, respectively, which can be compared with the Starobinsky result, $\Phi_{\text{end}} = 0.62M_P$ [63]. Recall in addition that $\rho_{\text{end}} = \frac{3}{2}V(\Phi_{\text{end}})$ so that $\rho_{\text{end}}/\lambda M_P^4 = (0.86, 2.0, 4.8)$ for $k = (2, 3, 4)$.

On the inflationary plateau, a series expansion of the inflationary potential allows us to relate the number of e -folds with the potential and its derivative. Namely, with [58]

$$\frac{V(\Phi)}{\lambda M_P^4 6^{k/2}} = 1 - 2ke^{-\sqrt{\frac{2}{3}}\frac{\Phi}{M_P}} + \mathcal{O}\left(k^2 e^{-2\sqrt{\frac{2}{3}}\frac{\Phi}{M_P}}\right), \quad (54)$$

the number of e -folds in the slow-roll approximation can be computed as

$$N_* \simeq \frac{1}{M_P^2} \int_{\Phi_{\text{end}}}^{\Phi_*} d\Phi \frac{V(\Phi)}{V'(\Phi)} \simeq \sqrt{\frac{3}{2}} \frac{V_*}{M_P V'_*}. \quad (55)$$

Substitution into the slow-roll expression for the amplitude of the curvature power spectrum

$$A_{S_*} \simeq \frac{V_*^3}{12\pi^2 M_P^6 (V'_*)^2}, \quad (56)$$

finally gives

$$\lambda \simeq \frac{18\pi^2 A_{S_*}}{6^{k/2} N_*^2}. \quad (57)$$

At the Planck pivot scale, $k_* = 0.05 \text{ Mpc}^{-1}$, $\ln(10^{10} A_{S_*}) = 3.044$ [79, 91]. The number of e -folds must in general be computed numerically, as it is determined by the duration of reheating, which in turn is determined by the energy density at the end of reheating, dependent on N_* .

The number of e -folds

Finally, we provide numerical values for the number of e -folds between the exit of the horizon of the Planck pivot scale k_* and the end of inflation for T-attractor inflation.

Assuming no entropy production between the end of reheating and the reentry to the horizon of the scale

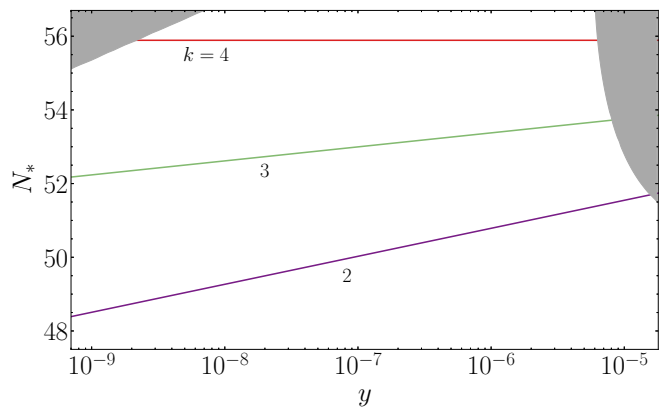


FIG. 5: Number of e -folds from the exit of the Planck pivot scale $k_* = 0.05 \text{ Mpc}^{-1}$ to the end of inflation, as a function of k and y . For definiteness we have used the Standard Model value $g_{\text{reh}} = 427/4$. In the shaded region our simple perturbative analysis breaks down (right), or $T_{\text{reh}} < 1 \text{ MeV}$ (left).

k_* in the late-time radiation or matter-dominated Universe, the number of e -folds will depend on the energy scale of inflation and the duration of reheating, parametrized by the equation-of-state parameter. Concretely, [92, 93]

$$\begin{aligned} N_* = & \ln \left[\frac{1}{\sqrt{3}} \left(\frac{\pi^2}{30} \right)^{1/4} \left(\frac{43}{11} \right)^{1/3} \frac{T_0}{H_0} \right] - \ln \left(\frac{k_*}{a_0 H_0} \right) \\ & + \frac{1}{4} \ln \left(\frac{V_*^2}{M_P^4 \rho_{\text{end}}} \right) + \frac{1 - 3w_{\text{int}}}{12(1 + w_{\text{int}})} \ln \left(\frac{\rho_{\text{reh}}}{\rho_{\text{end}}} \right) \\ & - \frac{1}{12} \ln g_{\text{reh}}, \end{aligned} \quad (58)$$

where the present temperature and Hubble parameter, as determined from CMB observations, are given by $T_0 = 2.7255 \text{ K}$ and $H_0 = 67.36 \text{ km s}^{-1} \text{ Mpc}^{-1}$ [91, 94]. The present scale factor is normalized to $a_0 = 1$. The e -fold average of the equation of state parameter during reheating is denoted by w_{int} , and for our purposes we will approximate it by w given by (7). The energy density at the end of reheating is denoted by ρ_{reh} . The value of the potential at horizon crossing is approximated as $V_* \simeq 6^{k/2} \lambda M_P^4$, with λ given by (57).

The numerical solution of Eq. (58) for the perturbative decay of the inflaton into fermions f is shown in Fig. 5 for $k = 2, 3, 4$. The excluded region in gray corresponds either to the kinematic suppression regime (to the right), in which the effective masses satisfy the relation $m_f^2 > m_{\Phi}^2$ at some point during reheating, and therefore where our analysis does not apply, or to reheating temperatures lower than $\sim 1 \text{ MeV}$, incompatible with Big Bang Nucleosynthesis (to the left) [95] (see also [96]). Note that for all the values of y shown, $N_* > 46$. Therefore, n_s and r here lie within the 95% CL region of the

Planck+BICEP2/Keck (PBK) constraints [80]. Moreover, for $N_* \gtrsim 50$, the model is compatible with PBK at the 68% CL. Finally, we note that the curves become less steep for larger k . At $k = 4$, $N_* \simeq 55.9$ independently of the decay rate, consistent with the fact that radiation domination (i.e. $w = 1/3$) is reached immediately after the end of inflation.

* marcosa.garcia@uam.es

† kkaneta@umn.edu

‡ yann.mambrini@ijclab.in2p3.fr

§ olive@umn.edu

- [1] R. Poincaré, *L’Astronomie: revue mensuelle d’astronomie, de météorologie et de physique du globe et bulletin de la Société astronomique de France*, **153** (1906).
- [2] F. Zwicky, *Helv. Phys. Acta* **6**, 110 (1933), [Gen. Rel. Grav.41,207(2009)].
- [3] H. W. Babcock, *Lick Observatory bulletin* **498**, 41 (1939).
- [4] J. Gunn, B. Lee, I. Lerche, D. Schramm, and G. Steigman, *Astrophys. J.* **223**, 1015 (1978).
- [5] E. Aprile *et al.* (XENON), *Phys. Rev. Lett.* **121**, 111302 (2018), [arXiv:1805.12562](https://arxiv.org/abs/1805.12562) [astro-ph.CO].
- [6] D. S. Akerib *et al.* (LUX), *Phys. Rev. Lett.* **118**, 021303 (2017), [arXiv:1608.07648](https://arxiv.org/abs/1608.07648) [astro-ph.CO].
- [7] X. Cui *et al.* (PandaX-II), *Phys. Rev. Lett.* **119**, 181302 (2017), [arXiv:1708.06917](https://arxiv.org/abs/1708.06917) [astro-ph.CO].
- [8] G. Arcadi, M. Dutra, P. Ghosh, M. Lindner, Y. Mambrini, M. Pierre, S. Profumo, and F. S. Queiroz, *Eur. Phys. J.* **C78**, 203 (2018), [arXiv:1703.07364](https://arxiv.org/abs/1703.07364) [hep-ph].
- [9] V. Silveira and A. Zee, *Phys. Lett.* **161B**, 136 (1985).
- [10] J. McDonald, *Phys. Rev.* **D50**, 3637 (1994), [arXiv:hep-ph/0702143](https://arxiv.org/abs/hep-ph/0702143) [HEP-PH].
- [11] C. P. Burgess, M. Pospelov, and T. ter Veldhuis, *Nucl. Phys.* **B619**, 709 (2001), [arXiv:hep-ph/0011335](https://arxiv.org/abs/hep-ph/0011335) [hep-ph].
- [12] A. Djouadi, O. Lebedev, Y. Mambrini, and J. Quevillon, *Phys. Lett.* **B709**, 65 (2012), [arXiv:1112.3299](https://arxiv.org/abs/1112.3299) [hep-ph].
- [13] A. Djouadi, A. Falkowski, Y. Mambrini, and J. Quevillon, *Eur. Phys. J.* **C73**, 2455 (2013), [arXiv:1205.3169](https://arxiv.org/abs/1205.3169) [hep-ph].
- [14] Y. Mambrini, *Phys. Rev.* **D84**, 115017 (2011), [arXiv:1108.0671](https://arxiv.org/abs/1108.0671) [hep-ph].
- [15] A. Alves, S. Profumo, and F. S. Queiroz, *JHEP* **04**, 063 (2014), [arXiv:1312.5281](https://arxiv.org/abs/1312.5281) [hep-ph].
- [16] O. Lebedev and Y. Mambrini, *Phys. Lett.* **B734**, 350 (2014), [arXiv:1403.4837](https://arxiv.org/abs/1403.4837) [hep-ph].
- [17] G. Arcadi, Y. Mambrini, M. H. G. Tytgat, and B. Zaldivar, *JHEP* **03**, 134 (2014), [arXiv:1401.0221](https://arxiv.org/abs/1401.0221) [hep-ph].
- [18] H. Goldberg, *Phys. Rev. Lett.* **50**, 1419 (1983), [Erratum: *Phys. Rev. Lett.*103,099905(2009); ,219(1983)].
- [19] J. R. Ellis, J. S. Hagelin, D. V. Nanopoulos, K. A. Olive, and M. Srednicki, *Nucl. Phys.* **B238**, 453 (1984), [,223(1983)].
- [20] E. Bagnaschi *et al.*, *Eur. Phys. J.* **C79**, 149 (2019), [arXiv:1810.10905](https://arxiv.org/abs/1810.10905) [hep-ph].
- [21] J. Ellis, J. L. Evans, N. Nagata, K. A. Olive, and L. Velasco-Sevilla, *Eur. Phys. J. C* **80**, 332 (2020), [arXiv:1912.04888](https://arxiv.org/abs/1912.04888) [hep-ph].
- [22] E. A. Bagnaschi *et al.*, *Eur. Phys. J.* **C75**, 500 (2015), [arXiv:1508.01173](https://arxiv.org/abs/1508.01173) [hep-ph].
- [23] P. Bechtle *et al.*, *Eur. Phys. J.* **C76**, 96 (2016), [arXiv:1508.05951](https://arxiv.org/abs/1508.05951) [hep-ph].
- [24] M. Aaboud *et al.* (ATLAS), *JHEP* **06**, 107 (2018), [arXiv:1711.01901](https://arxiv.org/abs/1711.01901) [hep-ex].
- [25] M. Aaboud *et al.* (ATLAS), *Phys. Rev.* **D97**, 112001 (2018), [arXiv:1712.02332](https://arxiv.org/abs/1712.02332) [hep-ex].
- [26] A. M. Sirunyan *et al.* (CMS), *Eur. Phys. J.* **C77**, 710 (2017), [arXiv:1705.04650](https://arxiv.org/abs/1705.04650) [hep-ex].
- [27] A. M. Sirunyan *et al.* (CMS), *JHEP* **05**, 025 (2018), [arXiv:1802.02110](https://arxiv.org/abs/1802.02110) [hep-ex].
- [28] P. Hut, *Phys. Lett.* **69B**, 85 (1977), [,179(1977)].
- [29] B. W. Lee and S. Weinberg, *Phys. Rev. Lett.* **39**, 165 (1977), [,183(1977)].
- [30] L. J. Hall, K. Jedamzik, J. March-Russell, and S. M. West, *JHEP* **03**, 080 (2010), [arXiv:0911.1120](https://arxiv.org/abs/0911.1120) [hep-ph].
- [31] N. Bernal, M. Heikinheimo, T. Tenkanen, K. Tuominen, and V. Vaskonen, *Int. J. Mod. Phys.* **A32**, 1730023 (2017), [arXiv:1706.07442](https://arxiv.org/abs/1706.07442) [hep-ph].
- [32] H. Pagels and J. R. Primack, *Phys. Rev. Lett.* **48**, 223 (1982).
- [33] D. V. Nanopoulos, K. A. Olive, and M. Srednicki, *Phys. Lett.* **127B**, 30 (1983).
- [34] M. Yu. Khlopov and A. D. Linde, *Phys. Lett.* **138B**, 265 (1984).
- [35] J. L. Feng, S. Su, and F. Takayama, *Phys. Rev.* **D70**, 075019 (2004), [arXiv:hep-ph/0404231](https://arxiv.org/abs/hep-ph/0404231) [hep-ph].
- [36] F. D. Steffen, *JCAP* **0609**, 001 (2006), [arXiv:hep-ph/0605306](https://arxiv.org/abs/hep-ph/0605306) [hep-ph].
- [37] L. Covi, J. Hasenkamp, S. Pokorski, and J. Roberts, *JHEP* **11**, 003 (2009), [arXiv:0908.3399](https://arxiv.org/abs/0908.3399) [hep-ph].
- [38] Y. Mambrini, K. A. Olive, J. Quevillon, and B. Zaldivar, *Phys. Rev. Lett.* **110**, 241306 (2013), [arXiv:1302.4438](https://arxiv.org/abs/1302.4438) [hep-ph].
- [39] Y. Mambrini, N. Nagata, K. A. Olive, J. Quevillon, and J. Zheng, *Phys. Rev.* **D91**, 095010 (2015), [arXiv:1502.06929](https://arxiv.org/abs/1502.06929) [hep-ph].
- [40] G. Bhattacharyya, M. Dutra, Y. Mambrini, and M. Pierre, *Phys. Rev.* **D98**, 035038 (2018), [arXiv:1806.00016](https://arxiv.org/abs/1806.00016) [hep-ph].
- [41] K. Benakli, Y. Chen, E. Dudas, and Y. Mambrini, *Phys. Rev.* **D95**, 095002 (2017), [arXiv:1701.06574](https://arxiv.org/abs/1701.06574) [hep-ph].
- [42] E. Dudas, Y. Mambrini, and K. Olive, *Phys. Rev. Lett.* **119**, 051801 (2017), [arXiv:1704.03008](https://arxiv.org/abs/1704.03008) [hep-ph].
- [43] E. Dudas, T. Gherghetta, Y. Mambrini, and K. A. Olive, *Phys. Rev.* **D96**, 115032 (2017), [arXiv:1710.07341](https://arxiv.org/abs/1710.07341) [hep-ph].
- [44] S. A. R. Ellis, T. Gherghetta, K. Kaneta, and K. A. Olive, *Phys. Rev.* **D98**, 055009 (2018), [arXiv:1807.06488](https://arxiv.org/abs/1807.06488) [hep-ph].
- [45] K. Kaneta, Y. Mambrini, and K. A. Olive, *Phys. Rev.* **D99**, 063508 (2019), [arXiv:1901.04449](https://arxiv.org/abs/1901.04449) [hep-ph].
- [46] N. Bernal, M. Dutra, Y. Mambrini, K. Olive, M. Peloso, and M. Pierre, *Phys. Rev.* **D97**, 115020 (2018), [arXiv:1803.01866](https://arxiv.org/abs/1803.01866) [hep-ph].
- [47] D. Chowdhury, E. Dudas, M. Dutra, and Y. Mambrini, *Phys. Rev.* **D99**, 095028 (2019), [arXiv:1811.01947](https://arxiv.org/abs/1811.01947) [hep-ph].
- [48] G. F. Giudice, E. W. Kolb, and A. Riotto, *Phys. Rev.* **D64**, 023508 (2001), [arXiv:hep-ph/0005123](https://arxiv.org/abs/hep-ph/0005123) [hep-ph].
- [49] D. J. H. Chung, E. W. Kolb, and A. Riotto, *Phys. Rev.* **D60**, 063504 (1999), [arXiv:hep-ph/9809453](https://arxiv.org/abs/hep-ph/9809453) [hep-ph].
- [50] M. A. G. Garcia, Y. Mambrini, K. A. Olive,

- and M. Peloso, *Phys. Rev.* **D96**, 103510 (2017), arXiv:1709.01549 [hep-ph].
- [51] S.-L. Chen and Z. Kang, *JCAP* **1805**, 036 (2018), arXiv:1711.02556 [hep-ph].
- [52] K. Harigaya and K. Mukaida, *JHEP* **05**, 006 (2014), arXiv:1312.3097 [hep-ph].
- [53] K. Harigaya, M. Kawasaki, K. Mukaida, and M. Yamada, *Phys. Rev. D* **89**, 083532 (2014), arXiv:1402.2846 [hep-ph].
- [54] K. Mukaida and M. Yamada, *JCAP* **1602**, 003 (2016), arXiv:1506.07661 [hep-ph].
- [55] M. A. G. Garcia and M. A. Amin, *Phys. Rev.* **D98**, 103504 (2018), arXiv:1806.01865 [hep-ph].
- [56] K. Harigaya, K. Mukaida, and M. Yamada, *JHEP* **07**, 059 (2019), arXiv:1901.11027 [hep-ph].
- [57] N. Bernal, F. Elahi, C. Maldonado, and J. Unwin, *JCAP* **1911**, 026 (2019), arXiv:1909.07992 [hep-ph].
- [58] R. Kallosh and A. Linde, *JCAP* **1307**, 002 (2013), arXiv:1306.5220 [hep-th].
- [59] A. A. Starobinsky, *Phys. Lett.* **91B**, 99 (1980), [Adv. Ser. Astrophys. Cosmol.3,130(1987); ,771(1980)].
- [60] E. Cremmer, S. Ferrara, C. Kounnas, and D. V. Nanopoulos, *Phys. Lett.* **133B**, 61 (1983).
- [61] J. R. Ellis, A. B. Lahanas, D. V. Nanopoulos, and K. Tamvakis, *Phys. Lett.* **134B**, 429 (1984).
- [62] A. Lahanas and D. V. Nanopoulos, *Phys. Rept.* **145**, 1 (1987).
- [63] J. Ellis, M. A. G. Garcia, D. V. Nanopoulos, and K. A. Olive, *JCAP* **1507**, 050 (2015), arXiv:1505.06986 [hep-ph].
- [64] Y. Shtanov, J. H. Traschen, and R. H. Brandenberger, *Phys. Rev.* **D51**, 5438 (1995), arXiv:hep-ph/9407247 [hep-ph].
- [65] K. Ichikawa, T. Suyama, T. Takahashi, and M. Yamaguchi, *Phys. Rev.* **D78**, 063545 (2008), arXiv:0807.3988 [astro-ph].
- [66] X. Chu, Y. Mambrini, J. Quevillon, and B. Zaldivar, *JCAP* **1401**, 034 (2014), arXiv:1306.4677 [hep-ph].
- [67] N. Nagata, K. A. Olive, and J. Zheng, *JHEP* **10**, 193 (2015), arXiv:1509.00809 [hep-ph].
- [68] Y. Mambrini, N. Nagata, K. A. Olive, and J. Zheng, *Phys. Rev.* **D93**, 111703 (2016), arXiv:1602.05583 [hep-ph].
- [69] N. Nagata, K. A. Olive, and J. Zheng, *JCAP* **1702**, 016 (2017), arXiv:1611.04693 [hep-ph].
- [70] M. Tanabashi *et al.* (Particle Data Group), *Phys. Rev.* **D98**, 030001 (2018).
- [71] L. Roszkowski, S. Trojanowski, and K. Turzyński, *JHEP* **11**, 146 (2014), arXiv:1406.0012 [hep-ph].
- [72] E. Dudas, T. Gherghetta, K. Kaneta, Y. Mambrini, and K. A. Olive, *Phys. Rev.* **D98**, 015030 (2018), arXiv:1805.07342 [hep-ph].
- [73] K. D. Lozanov and M. A. Amin, *Phys. Rev. Lett.* **119**, 061301 (2017), arXiv:1608.01213 [astro-ph.CO].
- [74] L. Kofman, A. Linde, and A. Starobinsky, *Phys. Rev.* **D56**, 3258 (1997), arXiv:hep-ph/9704452 [hep-ph].
- [75] P. B. Greene, L. Kofman, A. D. Linde, and A. A. Starobinsky, *Phys. Rev.* **D56**, 6175 (1997), arXiv:hep-ph/9705347 [hep-ph].
- [76] G. N. Felder, L. Kofman, and A. D. Linde, *Phys. Rev.* **D59**, 123523 (1999), arXiv:hep-ph/9812289 [hep-ph].
- [77] M. A. Amin, M. P. Hertzberg, D. I. Kaiser, and J. Karouby, *Int. J. Mod. Phys. D* **24**, 1530003 (2015), arXiv:1410.3808 [hep-ph].
- [78] K. D. Lozanov and M. A. Amin, *Phys. Rev.* **D97**, 023533 (2018), arXiv:1710.06851 [astro-ph.CO].
- [79] Y. Akrami *et al.* (Planck), (2018), arXiv:1807.06211 [astro-ph.CO].
- [80] P. A. R. Ade *et al.* (BICEP2, Keck Array), *Phys. Rev. Lett.* **121**, 221301 (2018), arXiv:1810.05216 [astro-ph.CO].
- [81] F. L. Bezrukov and M. Shaposhnikov, *Phys. Lett.* **B659**, 703 (2008), arXiv:0710.3755 [hep-th].
- [82] J. Ellis, D. V. Nanopoulos, and K. A. Olive, *JCAP* **1310**, 009 (2013), arXiv:1307.3537 [hep-th].
- [83] R. Kallosh and A. Linde, *JCAP* **1312**, 006 (2013), arXiv:1309.2015 [hep-th].
- [84] R. Kallosh, A. Linde, and D. Roest, *JHEP* **11**, 198 (2013), arXiv:1311.0472 [hep-th].
- [85] S. Ferrara, R. Kallosh, A. Linde, and M. Porrati, *Phys. Rev.* **D88**, 085038 (2013), arXiv:1307.7696 [hep-th].
- [86] R. Kallosh and A. Linde, *JCAP* **1310**, 033 (2013), arXiv:1307.7938 [hep-th].
- [87] R. Kallosh and A. Linde, *JCAP* **1306**, 028 (2013), arXiv:1306.3214 [hep-th].
- [88] J. Ellis, D. V. Nanopoulos, and K. A. Olive, *Phys. Rev. Lett.* **111**, 111301 (2013), [Erratum: *Phys. Rev. Lett.*111,no.12,129902(2013)], arXiv:1305.1247 [hep-th].
- [89] J. Ellis, D. V. Nanopoulos, K. A. Olive, and S. Verner, *JHEP* **03**, 099 (2019), arXiv:1812.02192 [hep-th].
- [90] S. Cecotti, *Phys. Lett.* **B190**, 86 (1987).
- [91] N. Aghanim *et al.* (Planck), (2018), arXiv:1807.06209 [astro-ph.CO].
- [92] J. Martin and C. Ringeval, *Phys. Rev.* **D82**, 023511 (2010), arXiv:1004.5525 [astro-ph.CO].
- [93] A. R. Liddle and S. M. Leach, *Phys. Rev.* **D68**, 103503 (2003), arXiv:astro-ph/0305263 [astro-ph].
- [94] D. J. Fixsen, *Astrophys. J.* **707**, 916 (2009), arXiv:0911.1955 [astro-ph.CO].
- [95] T. Hasegawa, N. Hiroshima, K. Kohri, R. S. Hansen, T. Tram, and S. Hannestad, *JCAP* **12**, 012 (2019), arXiv:1908.10189 [hep-ph].
- [96] B. D. Fields, K. A. Olive, T.-H. Yeh, and C. Young, *JCAP* **03**, 010 (2020), arXiv:1912.01132 [astro-ph.CO].