

Optimal Coverage Control for Swarm Robot Systems using a Mean Field Game

Daisuke Inoue* and Hiroaki Yoshida
Toyota Central R&D Labs., Inc.
Bunkyo-ku, Tokyo 112-0004, Japan

Swarm robot systems, in which many robots cooperate to perform one task, have attracted a great of attention in recent years. In controlling these systems, the trade-off between the global optimality and the scalability is a major challenge. In the present paper, we focus on the mean field game (MFG) as a possible control method for swarm robot systems. The MFG is a framework to deduce a macroscopic model for describing robot density profiles from the microscopic robot dynamics. For a coverage control problem aiming at uniformly distributing robots over space, we extend the original MFG in order to present two methods for optimally controlling swarm robots: the model predictive mean field game (MP-MFG) and the best reply strategy (BRS). Importantly, the MP-MFG converges to the BRS in the limit of prediction time going to zero, which is also confirmed by our numerical experiments. In addition, we show numerically that the optimal input is obtained in both the MP-MFG and the BRS, and widening the prediction time of the MP-MFG improves the control performance.

I. INTRODUCTION

Swarm robot systems, which are developed to perform given tasks using a number of robots, are expected to have strong environmental adaptability and high fault tolerance compared with systems consisting of a single robot. The development of small and inexpensive robots has opened up the possibility of practical application of such systems [1–3]. One of the main challenges to controlling swarms is to overcome the trade-off relationship between global optimality and scalability [4]. More specifically, in order to obtain the optimal control input for each robot, the states of all other robots have to be taken into consideration, and therefore the computational time for this task increases dramatically as the number of robots increases. On the other hand, if each robot uses only the local information in order to reduce the computational time, then ensuring the global optimality becomes difficult. Such a trade-off between optimality and scalability is commonly known as a problem inherent to general large-scale systems, including swarm robot systems [5–7].

The *mean field game (MFG)* is a relatively new framework by which to deduce a macroscopic model for describing the density of the agents taking into account the microscopic dynamics of each agent [8]. More specifically, the MFG approximates N -dimensional optimal control problems as a one-dimensional problem, where N is the number of agents constituting the swarm. Two key assumptions are made in order to realize the problem reduction: *homogeneity* and *unlimitedness*. *Homogeneity* means that the dynamics and evaluation functions are common to all of the agents, and *unlimitedness* indicates that the number of agents is infinitely large, i.e., $N \rightarrow \infty$, which are fairly reasonable assumptions in many large-scale systems. As shown below, the assumptions are properly exploited in deriving the macroscopic model such that the optimal input is obtained with a much shorter computational time than the N -dimensional problem, while taking into account the influence of the agents nearby via a distribution function. The MFG is hence a possible approach to meet the challenges in controlling swarm robot systems.

In the present study, we extend the original MFG and propose two methods, namely, the *model predictive mean field game (MP-MFG)* and the *best reply strategy (BRS)*. A specific task to which the proposed methods are applied, that is, the *optimal coverage control problem*, is considered. In this problem, each agent seeks the optimal inputs, which make the entire group distributed uniformly throughout the space while keeping the agent's energy consumption as small as possible. This task is fundamental in swarm robot control and has a wide range of applications, such as optimal placement of sensor networks and efficient rescue of human life in the event of a disaster [9]. Various methods have been proposed to solve this coverage control problem, but guaranteeing optimality is still a difficult problem when the number of robots is very large [10–12]. The main contributions of this research are summarized as follows:

- The MP-MFG is presented, in which the agent solves the MFG with a fixed prediction time at each time, for the optimal coverage of the swarm robots.
- The BRS is formulated, in which the agent determines the input without prediction at each time.

* daisuke-inoue@mosk.tytlabs.co.jp

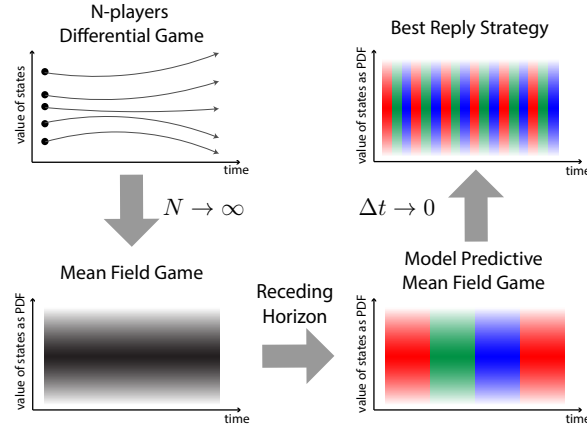


FIG. 1. Schematic diagram describing the links between N -players optimal control problem, mean field game, model predictive mean field game, and best reply strategy.

- The proof of the theorem stating that the MP-MFG is consistent with the BRS in the limit of infinitesimal prediction time.
- The numerical results for the MP-MFG and BRS are provided, showing that the performance of the MP-MFG improves with increasing prediction time and that the solution of the MP-MFG approaches that of the BRS as the prediction time vanishes.

An overview of the MFG, the MP-MFG, and the BRS is given in Fig. 1.

II. RELATED RESEARCH

Coverage control, in which robots are controlled to spread throughout the space, is known as a basic task for swarm robot systems, together with the consensus control collecting robots in one place [13]. A common approach for coverage control problems is to divide the space into small regions called Voronoi regions, and each robot moves to the center of gravity of its Voronoi region [10–12]. This method guarantees local optimality in the sense that each robot moves in the direction in which its evaluation function is reduced. However, as the number of robots increases, a long computational time is required in order to obtain the Voronoi region and its center of gravity. An alternative approach is to stochastically select the direction of movement based on the information that each robot has locally observed [14, 15]. This method allows a low computational cost, but the global optimality is sacrificed. In contrast, the methods discussed herein guarantee a fixed calculation time, regardless of the number of robots, and ensure the global optimality, i.e., that each robot reduces its evaluation function.

The MFG is a concept that was proposed rather recently by Lions and Lasry in 2007 [8, 16]. Up to now, various types of agent groups have been modeled with the MFG, such as vehicles on the road [17–20], pedestrians [21–23], robots [24, 25], and players in stock trading [26]. In these examples, the optimal input design and the behavior of the entire group have been analyzed. In the present study, we propose a method using the MFG approach for swarm robots control, similar to Refs. [24, 25]. The difference from previous studies is in the method of generating and applying the optimal input. While originally the optimal input at a fixed time $t \in [0, T]$ is calculated beforehand, we herein adopt the model predictive strategy, in which the input is generated by observing the group information at each time $t \in [0, T]$ and solving the MFG in time window $\tau \in [t, t + \tau]$. As a result, the feedforward controller of the previous studies is replaced by a feedback controller, which enables reducing the influence of disturbance and modeling errors.

The best reply strategy was formulated by Degond in 2014 [27]. Here, in addition to the assumptions of homogeneity and unlimitedness, *reactivity*, where the input at each time is determined from the information at that time, is assumed. Unlike the MFG, the predicted information is not reflected in the input, resulting that the generated input is myopic, and so the control performance is sacrificed. On the other hand, a benefit lies in the computational load, because only the initial value problem of one partial differential equation (PDE) needs to be solved, whereas in the MFG, two PDEs, one with the initial condition and the other with the condition at the final time, must be solved. Thus far, the BRS has only been applied to a few examples, such as pedestrian groups [28]. In addition, few studies have analyzed the performance of the BRS, besides the discussion in the equilibrium state [29]. The present application of the BRS

to a practical example of a swarm robot system and the numerical analysis of its time evolution are new. In addition, this is the first time to analyze the relation between the MFG and the BRS in time-dependent situations.

III. PROBLEM FORMULATION

Consider N mobile robots in \mathbb{R}^n space, where $n \in \{1, 2, 3\}$. The position of the i -th robot at time $t \in \mathbb{R}_+$ is denoted as $x_i(t) \in \mathbb{R}^n$, and its dynamics are represented as the Ito-type stochastic differential equation:

$$dx_i(t) = (f(x_i(t)) + u_i(t)) dt + \sigma dw_i(t), \quad t \in [0, T], \quad (1)$$

$$x_i(0) = x_i^0, \quad (2)$$

where the first term on the right-hand side represents the dynamics of the robot. The function $f: \mathbb{R}^n \rightarrow \mathbb{R}^n$ is a given Lipschitz continuous function, and the variable $u_i(t) \in \mathcal{U}$ is the input of the robot i at time t , where $\mathcal{U} \subseteq \mathbb{R}^n$ is the set of the inputs. The second term on the right-hand side is a noise term representing the individual difference of the robot. Here, $w_i(t) \in \mathbb{R}^n$ are independent variables following the standard Wiener process, and $\mathbb{E}\{w_i(t)\} = 0$ and $\mathbb{E}\{w_i(t)w_i(t)^\top\} = tI_n$ hold, where I_n is an n -dimensional identity matrix. Moreover, $\sigma \in \mathbb{R}^{n \times n}$ is a given constant matrix representing the magnitude of noise.

We define an evaluation function by which to assess the i -th robot input $u_i(t)$ from time 0 to $T \in \mathbb{R}_+$ as follows:

$$J_i(\{u_i(t)\}_{t \in [0, T]}) = \mathbb{E} \left\{ \int_0^T \left[\frac{1}{2} u_i(t)^\top u_i(t) + h(x_i(t), x_{i-}(t)) \right] dt \right\}, \quad (3)$$

where the first term in the integrand is for keeping the input small, and the second term is for evaluating the entirety of the robots' situation. Moreover, $x_{i-}(t)$ is a vector in which the position of all the robots except robot i are arranged: $x_{i-} := [x_1^\top, \dots, x_{i-1}^\top, x_{i+1}^\top, \dots, x_N^\top]^\top$.

In general, it is impossible to find an input that minimizes Eq. (3) for every robot $i = 1, \dots, N$. This is because Eq. (3) includes multiple robot variables, and the input to minimize the evaluation function of a certain robot i may cause the evaluation function of the robot j to deteriorate. Therefore, we change the argument of Eq. (3) to $J_i(\{u_i(t), u_{i-}(t)\}_{t \in [0, T]})$ and attempt to find an input that satisfies the following inequality for any $u_i \in \mathcal{U}$:

$$J_i(\{u_i^*(t), u_{i-}^*(t)\}_{t \in [0, T]}) \leq J_i(\{u_i(t), u_{i-}^*(t)\}_{t \in [0, T]}). \quad (4)$$

This set of inputs u_i^* ($i = 1, \dots, N$) is referred to as a Nash equilibrium. In order to find a Nash equilibrium, it is necessary to solve an optimal control problem in which Eq. (1) and Eq. (3) are coupled. Solving this problem becomes significantly more difficult as the number of robots N increases.

IV. DERIVATION OF THE MEAN FIELD GAME

This section derives a MFG, which is a method for approximating a Nash equilibrium. We start by formulating the Hamilton-Jacobi-Bellman equation describing the time evolution of the minimum of the cost function and the Fokker-Planck equation describing the time evolution of the density distribution of the robots. Then, the MFG is derived by coupling these two equations.

A. Hamilton-Jacobi-Bellman equation

In the evaluation function of Eq. (3), suppose that the second term of the integrand is written using the density function as follows:

$$h(x_i, x_{i-}(t)) = \bar{h}(x_i(t), \rho_{i-}(x_i(t), t)), \quad (5)$$

where the function ρ_{i-} is the empirical density function defined as

$$\rho_{i-}(x, t) := \frac{1}{N-1} \sum_{j \neq i} \delta(x - x_j(t)). \quad (6)$$

The aforementioned computational difficulty appears to have been solved in Eq. (5) because the term x_{i-} for the other robots has disappeared. This is incorrect, of course, because $\rho_{i-}(x, t)$ actually depends on x_{i-} . However, as will be described later, $\rho_{i-}(x, t)$ is approximated by another equation as a function $\rho(x, t)$ and so is now considered to be a known function.

When the density function $\rho(x, t)$ is known, the solution of the optimal control problem is known to follow a partial differential equation called the *Hamilton-Jacobi-Bellman equation (HJB equation)*. We define a function called the value function, which is the minimum value of the evaluation function (3) in time interval $[t, T]$:

$$V(x_i, t) := \min_{u_i([t, T])} \mathbb{E} \left\{ \int_t^T \left[\frac{1}{2} u_i(t)^\top u_i(t) + \bar{h}(x_i(t), \rho(x_i(t), t)) \right] dt \right\}. \quad (7)$$

Then, the HJB equation for Eq. (1) is defined as follows [30]:

$$\begin{aligned} -\partial_t V(x, t) &= \bar{h}(x, \rho(x, t)) + \partial_x V(x, t)^\top f(x) \\ &\quad - \frac{1}{2} \partial_x V(x, t)^\top \partial_x V(x, t) \\ &\quad + \frac{1}{2} \text{Tr}(\sigma \sigma^\top \partial_{xx} V(x, t)), \end{aligned} \quad (8)$$

$$V(x, T) = 0, \quad (9)$$

where $\partial_x V(x, t)$ and $\partial_{xx} V(x, t)$ represent the Jacobian and Hessian, respectively.

The HJB equation is backwardly solvable using the terminal condition (9): If the value function $V(x, t)$ at a certain time is known as a function of state, and its derivatives $\partial_x V(x, t)$ and $\partial_{xx} V(x, t)$ are also calculated, $V(x, t)$ can be calculated in the inverse time direction using discrete time approximation of Eq. (8). Once the solution $V(x, t)$ is given, the optimal input is obtained as $u(x, t) = -\partial_x V(x, t)$.

B. Fokker-Planck equation

When deriving the HJB equation, the density function $\rho(x, t)$ was given as a known function. However, the actual population density is determined by each robot moving according to the optimal input. The time evolution of this density distribution is called the *Fokker-Planck equation (FP equation)*.

Assume that each robot input $u_i(t)$ is given as a known function $u(x, t)$ of the position and time. In addition, the probability density function of all robots at the initial time is equally defined as $\rho^0(x)$ in the limit of $N \rightarrow \infty$ in Eq. (6). Then, the FP equation representing the time evolution of the robots' density distribution $\rho(x, t)$ is written as follows[31]:

$$\begin{aligned} \partial_t \rho(x, t) &= - \sum_{j=1}^n \partial_j \left((f(x) + u(x, t))_j \rho(x, t) \right) \\ &\quad + \frac{1}{2} \text{Tr}(\sigma \sigma^\top \partial_{xx} \rho(x, t)), \end{aligned} \quad (10)$$

$$\rho(x, 0) = \rho^0(x). \quad (11)$$

The FP equation is forwardly solvable using the initial condition (11): If the density function $\rho(x, t)$ at a certain time is known as a function of state and its derivatives are also calculated, then $\rho(x, t)$ can be calculated in the forward time direction using discrete time approximation of Eq. (10).

C. Mean Field Game

The HJB equation is used to obtain an optimal input based on the assumption that the density distribution of the robot is known at an arbitrary time. On the other hand, the FP equation is used to determine the time evolution of the density distribution assuming that the optimal input is known at an arbitrary time. A system that combines both

Algorithm 1: Numerical Solution of Mean Field Game

Input: $V_0(x, t)$, $\rho_0(x, t)$: Initial values of the mean field game (12)–(15)
Output: $V(x, t)$, $\rho(x, t)$: Solution of the mean field game (12)–(15)
 $V(x, t) \leftarrow V_0(x, t)$, $\rho(x, t) \leftarrow \rho_0(x, t)$
 $z \leftarrow +\infty$
while $z > \epsilon$ **do**
 $V_{\text{old}}(x, t) \leftarrow V(x, t)$, $\rho_{\text{old}}(x, t) \leftarrow \rho(x, t)$
 Update $V(x, t)$ by backwardly solving Eq. (8) with fixed $\rho(x, t)$
 Update $\rho(x, t)$ by forwardly solving Eq. (10) with fixed $V(x, t)$
 $z \leftarrow \|V - V_{\text{old}}\| + \|\rho - \rho_{\text{old}}\|$
end

equation is called a *mean field game* (MFG):

$$\begin{aligned}
 -\partial_t V(x, t) = & \bar{h}(x, \rho(x, t)) + \partial_x V(x, t)^\top f(x) \\
 & - \frac{1}{2} \partial_x V(x, t)^\top \partial_x V(x, t) \\
 & + \frac{1}{2} \text{Tr}(\sigma \sigma^\top \partial_{xx} V(x, t)),
 \end{aligned} \tag{12}$$

$$\begin{aligned}
 \partial_t \rho(x, t) = & - \sum_{j=1}^n \partial_j \left((f(x) - \partial_x V(x, t))_j \rho(x, t) \right) \\
 & + \frac{1}{2} \text{Tr}(\sigma \sigma^\top \partial_{xx} \rho(x, t)),
 \end{aligned} \tag{13}$$

$$V(x, T) = 0, \tag{14}$$

$$\rho(x, 0) = \rho^0(x). \tag{15}$$

The HJB equation is solved in the inverse time direction from the terminal condition, and the FP equation is solved in the forward time direction from the initial condition. Accordingly, the MFG is a forward-backward-type equation, including both the initial condition and the terminal condition. Among the several possible methods for solving such an equation, the simplest solution is to repeatedly perform two steps of 1) solving the forward equation while the backward variables are fixed and 2) solving the backward equation while the forward variables are fixed. This method is shown in Algorithm 1.

What is obtained as a result of solving the MFG is an optimal input of the robot swarm and a density function of the robot swarm under the input. Since the MFG involves approximations in its derivation process, the resulting input does not exactly achieve the Nash equilibrium (4). However, the solution of the MFG is known to give an appropriate approximation of the Nash equilibrium which is called ϵ -Nash; when using the solution of the MFG $u(x, t)$ as the control input of N players $u_i^*(t) = u(x_i(t), t)$, there exists a sequence $\{\epsilon_N\}$ satisfying $\epsilon_N \searrow 0$ as $N \rightarrow \infty$ such that for all $i = 1, \dots, N$ and for all $\{u_i(t)\}_{t \in [0, T]}$,

$$J_i(\{u_i^*(t), u_{i-}^*(t)\}_{t \in [0, T]}) \leq J_i(\{u_i(t), u_{i-}^*(t)\}_{t \in [0, T]}) + \epsilon_N, \tag{16}$$

which shows the convergence to the Nash equilibrium [32–35].

V. PROPOSED METHODS

This section derives a method using the MP-MFG, by extending the MFG as a feedback control method. We also derive the BRS, which is realized as the limit of reducing the prediction time in the MP-MFG.

A. Model Predictive Mean Field Games

The MFG is a framework for calculating the feedforward optimal input of a robot swarm at a fixed time interval from $t = 0$ to $t = T$. Considering the use of the MFG for real robot control, modeling errors and disturbances may cause errors between the predicted time evolution of the population and the actual time evolution. In order to prevent such errors, it is desirable to perform feedback control in which a control input is sequentially generated based on the

Algorithm 2: Numerical Solution of Model Predictive Mean Field Game

Input: $\mathcal{T} \in \mathbb{R}_+$: Prediction time for MP-MFG (18)–(23); $\Delta t (\leq \mathcal{T})$: Time step for numerically solving MP-MFG; $\rho^0(x)$: Initial density function for MP-MFG

Output: $\rho(x, t), u(x, t)$: Solution of MP-MFG (18)–(23)

```

 $t \leftarrow 0$ 
 $\rho(x, t) \leftarrow \rho^0(x)$ 
 $\hat{\rho}(x, t, t) \leftarrow \rho(x, t)$ 
while  $t < T$  do
  Obtain  $u(x, t)$  ( $= \partial_x \hat{V}(x, t, t)$ ) by solving Eq. (18)–(21) with Algorithm 1, using  $\hat{\rho}(x, t, t)$ 
  Calculate  $\rho(x, t + \Delta t)$  by numerically solving Eq. (22).
   $t \leftarrow t + \Delta t$ 
   $\hat{\rho}(x, t, t) \leftarrow \rho(x, t)$ 
end
  
```

observed information of the entire group. To achieve this, we propose a *model predictive mean field game (MP-MFG)*, in which at each time $t \in [0, T]$, robots repeatedly solve the MFG of the time interval $[t, t + \mathcal{T}]$, where $\mathcal{T} \in \mathbb{R}_+$ denotes a fixed prediction time. By using the model predictive strategy, the density function observed at each time can be used as an initial condition of the MFG, so that the effects of modeling errors and disturbances are expected to be reduced.

More specifically, in the MP-MFG, instead of the evaluation function of Eq. (3), the following function is minimized:

$$J_i(\{u_i(t)\}_{t \in [t, t + \mathcal{T}]}) = \mathbb{E} \left\{ \int_t^{t + \mathcal{T}} \left[\frac{1}{2} u_i(\tau)^\top u_i(\tau) + \bar{h}(x_i(\tau), \rho_{i-}(x_i(\tau), \tau)) \right] d\tau \right\}. \quad (17)$$

Then, at each time $t \in [0, T]$, the following MFG in the time window $\tau \in [t, t + \mathcal{T}]$ is solved:

$$\begin{aligned} -\partial_\tau \hat{V}(x, t, \tau) &= \bar{h}(x, \hat{\rho}(x, t, \tau)) + \partial_x \hat{V}(x, t, \tau)^\top f(x) \\ &\quad - \frac{1}{2} \partial_x \hat{V}(x, t, \tau)^\top \partial_x \hat{V}(x, t, \tau) \\ &\quad + \frac{1}{2} \text{Tr} \left(\sigma \sigma^\top \partial_{xx} \hat{V}(x, t, \tau) \right), \end{aligned} \quad (18)$$

$$\begin{aligned} \partial_\tau \hat{\rho}(x, t, \tau) &= \\ &\quad - \sum_{j=1}^n \partial_j \left(\left(f(x) - \partial_x \hat{V}(x, t, \tau) \right)_j \hat{\rho}(x, t, \tau) \right) \\ &\quad + \frac{1}{2} \text{Tr} \left(\sigma \sigma^\top \partial_{xx} \hat{\rho}(x, t, \tau) \right), \end{aligned} \quad (19)$$

$$\hat{V}(x, t, \tau = t + \mathcal{T}) = 0, \quad (20)$$

$$\hat{\rho}(x, t, \tau = t) = \rho(x, t), \quad (21)$$

where $\hat{\rho}(x, t, \tau)$ represents the density distribution of the agents, predicted in the time window $\tau \in [t, t + \mathcal{T}]$, and $\hat{V}(x, t, \tau)$ is the value function used in the MP-MFG. As shown in Eq. (21), the observed density distribution $\rho(x, t)$ is used as the initial condition of the predicted distribution $\hat{\rho}(x, t, t)$. Each agent solves Eqs. (18)–(21) at each time $t \in [0, T]$, and moves according to the optimal input $u(x, t) = -\partial_x \hat{V}(x, t, \tau = t)$. This is represented as the FP equation:

$$\begin{aligned} \partial_t \rho(x, t) &= - \sum_{j=1}^n \partial_j \left(\left(f(x) - \partial_x \hat{V}(x, t, t) \right)_j \rho(x, t) \right) \\ &\quad + \frac{1}{2} \text{Tr} \left(\sigma \sigma^\top \partial_{xx} \rho(x, t) \right), \end{aligned} \quad (22)$$

$$\rho(x, 0) = \rho^0(x, t). \quad (23)$$

A summary of the MP-MFG as an algorithm is shown in Algorithm 2.

B. Best Reply Strategy

Assume that the function $\bar{h}(x, \rho(x, t))$ in the evaluation function of the MP-MFG (17) is written using the function $\tilde{h} : \mathbb{R}^n \times \mathbb{R}_+ \rightarrow \mathbb{R}$ and prediction time \mathcal{T} as

$$\bar{h}(x, \rho(x, t)) = \frac{1}{\mathcal{T}} \tilde{h}(x, \rho(x, t)). \quad (24)$$

Then, the *best reply strategy* (BRS) is obtained by setting inputs as

$$u(x, t) = -\partial_x \tilde{h}(x, \rho(x, t)), \quad (25)$$

and the density dynamics as

$$\partial_t \rho(x, t) = -\sum_{j=1}^n \partial_j \left(\left(f(x) - \partial_x \tilde{h}(x, \rho(x, t)) \right)_j \rho(x, t) \right) \quad (26)$$

$$+ \frac{1}{2} \text{Tr} \left(\sigma \sigma^\top \partial_{xx} \rho(x, t) \right), \quad (27)$$

$$\rho(x, 0) = \rho^0(x, t).$$

In the MP-MFG, it is necessary to solve two forward-backward partial differential equations, i.e., Eqs. (18) through (21), at each time, whereas in the case of the BRS, it is only necessary to solve the initial value problem of one partial differential equation, given by Eqs. (26) and (27). This has the advantage of reducing the calculation time.

As shown in the following theorem, the BRS is obtained as a limit of reducing the prediction time \mathcal{T} of the MP-MFG.

Theorem 1. Assume that the evaluation function of Eq. (17) is given by

$$J_i(\{u_i(t)\}_{t \in [t, t+\mathcal{T}]}) = \mathbb{E} \left\{ \int_t^{t+\mathcal{T}} \left[\frac{1}{2} u_i(\tau)^\top u_i(\tau) + \frac{1}{\mathcal{T}} \tilde{h}(x_i(\tau), \rho_{i-}(x_i(\tau), \tau)) \right] d\tau \right\}, \quad (28)$$

and that the solution of the corresponding MP-MFG, Eqs. (18) through (23), is given by smooth functions $\rho_{\mathcal{T}}(x, t)$ and $u_{\mathcal{T}}(x, t) (= -\partial_x \hat{V}(x, t, \mathcal{T}))$. In addition, assume that the solution of the BRS, Eqs. (25) through (27), is given by bounded functions $\bar{\rho}(x, t)$ and $\tilde{u}(x, t)$. Then, for any $(x, t) \in \mathbb{R}^n \times [0, T]$,

$$\lim_{\mathcal{T} \rightarrow +0} \rho_{\mathcal{T}}(x, t) = \bar{\rho}(x, t), \quad (29)$$

$$\lim_{\mathcal{T} \rightarrow +0} u_{\mathcal{T}}(x, t) = \tilde{u}(x, t), \quad (30)$$

hold.

Proof. The HJB equation of MP-MFG corresponding to the evaluation function (28) is calculated as

$$\begin{aligned} -\partial_\tau \hat{V}(x, t, \tau) &= \frac{1}{\mathcal{T}} \tilde{h}(x, \hat{\rho}(x, t, \tau)) + \partial_x \hat{V}(x, t, \tau)^\top f(x) \\ &\quad - \frac{1}{2} \partial_x \hat{V}(x, t, \tau)^\top \partial_x \hat{V}(x, t, \tau) \\ &\quad + \frac{1}{2} \text{Tr} \left(\sigma \sigma^\top \partial_{xx} \hat{V}(x, t, \tau) \right). \end{aligned} \quad (31)$$

Let $\tau = t$ hold. Then by using finite difference approximation with the time interval of the same time as prediction time \mathcal{T} , we obtain

$$\begin{aligned} &-\frac{\hat{V}(x, t, t+\mathcal{T}) - \hat{V}(x, t, t)}{\mathcal{T}} \\ &= \frac{1}{\mathcal{T}} \tilde{h}(x, \hat{\rho}(x, t, t)) + \partial_x \hat{V}(x, t, t)^\top f(x) \\ &\quad - \frac{1}{2} \partial_x \hat{V}(x, t, t)^\top \partial_x \hat{V}(x, t, t) \\ &\quad + \frac{1}{2} \text{Tr} \left(\sigma \sigma^\top \partial_{xx} \hat{V}(x, t, t) \right) + O(\mathcal{T}). \end{aligned} \quad (32)$$

Multiplying both sides by \mathcal{T} yields

$$\begin{aligned} & -\hat{V}(x, t, t + \mathcal{T}) + \hat{V}(x, t, t) \\ & = \tilde{h}(x, \hat{\rho}(x, t, t)) + \mathcal{T} \{c(x, t) + O(\mathcal{T})\}, \end{aligned} \quad (33)$$

where $c(x, t)$ is a function that is not related to \mathcal{T} . Since the terminal condition of Eq. (20) holds, and the function $c(x, t)$ is bounded because of the smoothness assumption of $u_{\mathcal{T}}(x, t)$, we obtain

$$\lim_{\mathcal{T} \rightarrow +0} \hat{V}(x, t, t) = \tilde{h}(x, \hat{\rho}(x, t, t)), \quad (34)$$

$$= \tilde{h}(x, \rho(x, t)) \quad (35)$$

from which the optimal input of the MP-MFG is represented as

$$\begin{aligned} u_{\mathcal{T}}(x, t) &= -\partial_x \hat{V}(x, t, t) \\ &\rightarrow -\partial_x \tilde{h}(x, \rho(x, t)), \text{ as } \mathcal{T} \rightarrow +0. \end{aligned} \quad (36)$$

This corresponds to the input of the BRS (25). Then, the FP equation of the MP-MFG (Eq. (19)) and the FP equation of the BRS (Eq. (26)) are equal, and Eq. (29) is also confirmed to hold. \square

VI. NUMERICAL EXAMPLES

In this section, we numerically calculate the MP-MFG formulated in Sec. V and evaluate the performance of the solution for various prediction times. We also perform numerical calculations for the BRS, in order to confirm the validity of Theorem 1.

We consider the optimal coverage control of robots moving in one-dimension space $\Omega := [0, 1]$ with a periodic boundary condition. The dynamics of each robot are defined as follows:

$$dx_i(t) = u_i(t)dt + \sigma dw_i(t), \quad t \in [0, T] \quad (37)$$

where $x_i(t) \in \Omega$ is the position of the robot, $u_i(t) \in [-1, 1]$ is the input of the robot, and $\sigma \in \mathbb{R}$ is the gain of the noise. Each robot attempts to scatter throughout the space while minimizing its energy consumption. To achieve this purpose, we design the evaluation function of the MP-MFG as

$$\begin{aligned} J_i(\{u_i(t)\}_{t \in [t, t+\mathcal{T}]}) &= \\ \mathbb{E} \left\{ \int_t^{t+\mathcal{T}} \left[\frac{1}{2} u_i(\tau)^2 + \frac{1}{\mathcal{T}} \ln(\rho_{i-}(x, \tau)) \right] d\tau \right\}. \end{aligned} \quad (38)$$

The second term of the integrand is multiplied by $1/\mathcal{T}$ in order to confirm the correspondence between the MP-MFG and the BRS, as stated in Theorem 1. In all numerical calculations, a Gaussian function having a peak at $x = 0.5$ was used as the initial density distribution $\rho^0(x)$:

$$\rho^0(x) = \frac{1}{\sqrt{0.02\pi}} \exp \left\{ -\frac{(x - 0.5)^2}{0.02} \right\}. \quad (39)$$

The noise gain of the dynamics is set as $\sigma^2 = 0.05$. Then, the Equations for input generation in the MP-MFG is written as:

$$\begin{aligned} -\partial_\tau \hat{V}(x, t, \tau) &= \frac{1}{\mathcal{T}} \ln(\hat{\rho}(x, t, \tau)) \\ &\quad - \frac{1}{2} \partial_x \hat{V}(x, t, \tau)^\top \partial_x \hat{V}(x, t, \tau) \\ &\quad + \frac{\sigma^2}{2} \partial_{xx} \hat{V}(x, t, \tau), \end{aligned} \quad (40)$$

$$\begin{aligned} \partial_\tau \hat{\rho}(x, t, \tau) &= \partial_x \left(\partial_x \hat{V}(x, t, \tau) \hat{\rho}(x, t, \tau) \right) \\ &\quad + \frac{\sigma^2}{2} \partial_{xx} \hat{\rho}(x, t, \tau), \end{aligned} \quad (41)$$

$$\hat{V}(x, t, t + \mathcal{T}) = 0, \quad (42)$$

$$\hat{\rho}(x, t, t) = \rho(x, t), \quad (43)$$

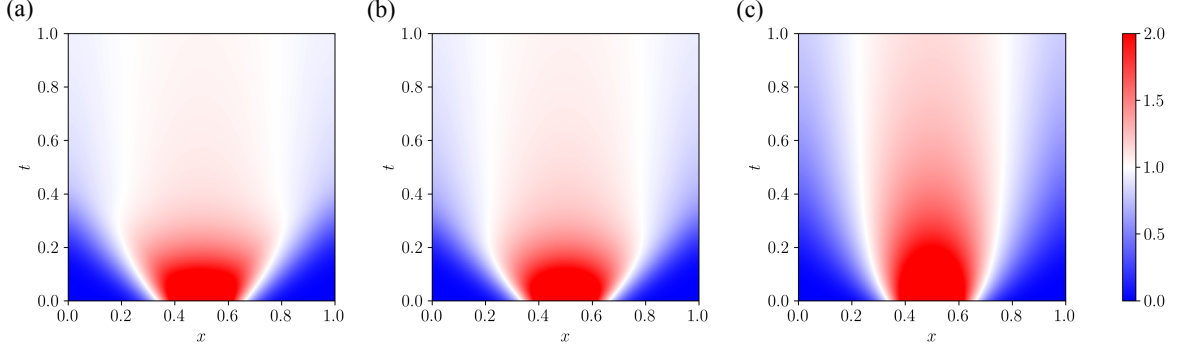


FIG. 2. Time evolution of the density function $\rho(x, t)$ obtained by solving Eqs. (18) through (23) for various prediction times \mathcal{T} . (a) $\mathcal{T} = 0.01$, (b) $\mathcal{T} = 0.1$, (c) $\mathcal{T} = 1.0$.

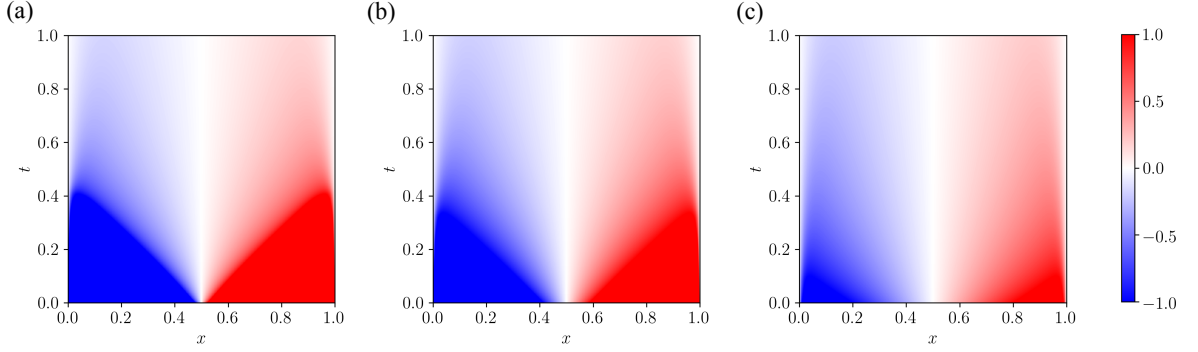


FIG. 3. Time evolution of the optimal input function $u(x, t)$ obtained by solving Eqs. (18) through (23) for various prediction times \mathcal{T} . (a) $\mathcal{T} = 0.01$, (b) $\mathcal{T} = 0.1$, (c) $\mathcal{T} = 1.0$.

and the dynamics of the density distribution is written as

$$\partial_t \rho(x, t) = \partial_x \left(\partial_x \hat{V}(x, t, t) \rho(x, t) \right) + \frac{\sigma^2}{2} \partial_{xx} \rho(x, t), \quad (44)$$

The results of calculating the MP-MFG (Eqs. (40) through (44)) using Algorithm 2 are shown in Figs. 2 and 3. The horizontal axis of each figure represents the domain of each function $\Omega = [0, 1]$, and the vertical axis represents the time $t \in [0, 1]$. We compare the solutions for three prediction times: $\mathcal{T} \in \{0.01, 0.1, 1.0\}$. First, Fig. 2 is a plot of the density function. For all prediction times, the robots are dispersed over time, and the dispersion speed becomes faster as the prediction time becomes smaller. This is because the second term of the integrand of the evaluation function (Eq. (38)) has order $O(\mathcal{T}^{-1})$, resulting in the small prediction times leading to the excessive input generation. Next, Fig. 3 is a plot of the input function. In all calculations, the peak of the robots' distribution is suppressed as the robot located at $x > 0.5$ moves to the right and the robot located at $x < 0.5$ moves to the left. When the predicted time is short, particularly in the transient state, each robot is moving at $u = \pm 1.0$, which is the maximum (or minimum value) speed. This means that the energy consumption of each robot increases as the prediction time decreases.

In order to quantitatively confirm the above observations, we set and calculate the evaluation function for assessing the entirety of the robots' situation as follows:

$$\bar{J}(t) := \int_{\Omega} \left[\frac{1}{2} u(x, t)^2 + \ln(\rho(x, t)) \right] \rho(x, t) dx. \quad (45)$$

We plot $\bar{J}(t)$ for various prediction times in Fig. 4. For all prediction times, the value of the evaluation function decreases as time elapses. This is a result of reducing the second term of the evaluation function, which is related to the density of the robots, by moving the robots in the direction opposite to the distribution peak. In addition, as the prediction time increases, the value of the evaluation function (Eq. (38)) decreases, particularly in a transient state. This is because an excessively large input is applied when the prediction time is short, so that the first term related to the input of robots in the evaluation function becomes large. In the stationary state, the peak of the distribution is

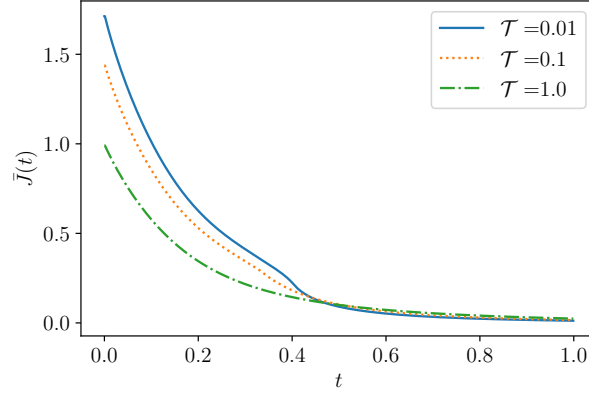


FIG. 4. Time evolution of the evaluation function (Eq. (45)) for various prediction times \mathcal{T} .

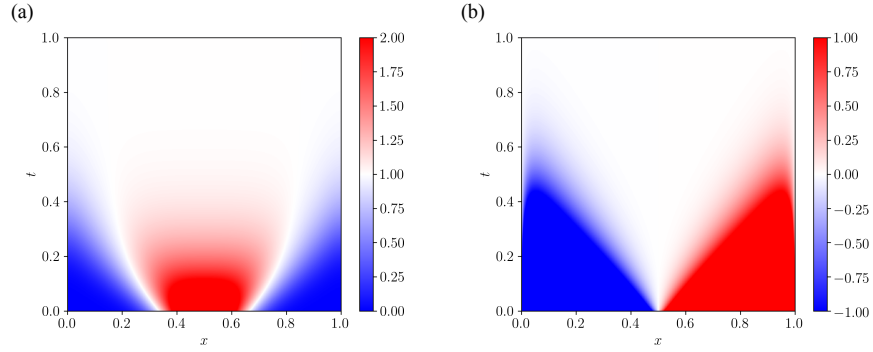


FIG. 5. Time evolution of the density function $\rho(x, t)$ and input function $u(x, t)$ obtained by solving Eqs. (25), (26), and (27). (a) Density function $\rho(x, t)$, (b) Input function $u(x, t)$.

sufficiently suppressed, so that the values of the evaluation functions are approximately the same for all the prediction times.

Next, a numerical calculation is performed on the system of Eq. (37) with the BRS (Eqs. (25) through (27)). The input in the BRS, corresponding to the evaluation function of Eq. (38), is calculated as follows:

$$u(x, t) = -\frac{1}{\rho(x, t)} \partial_x \rho(x, t). \quad (46)$$

The FP equation under this input is written as the following diffusion equation:

$$\partial_t \rho(x, t) = \frac{\sigma^2 + 2}{2} \partial_{xx} \rho(x, t). \quad (47)$$

Figure 5 shows the BRS calculated from these equations, where Fig. 5(a) is the time evolution of the density function and Fig. 5(b) is the time evolution of the input function. As in the case of the MP-MFG, the peak is reduced with time by each robot moving in the direction opposite to the distribution peak. In addition, comparing Fig. 5 with Figs. 2 and 3, the density and input obtained by the BRS appear to be close to those obtained by the MP-MFG with the short prediction time. In order to confirm this, we calculate the norm of the difference between the functions obtained in the MP-MFG ($\rho_{\mathcal{T}}(x, t)$ and $u_{\mathcal{T}}(x, t)$) and the functions obtained in the BRS ($\tilde{\rho}(x, t)$ and $\tilde{u}(x, t)$):

$$D(\rho_{\mathcal{T}}, \tilde{\rho}, u_{\mathcal{T}}, \tilde{u}) := \|\rho_{\mathcal{T}} - \tilde{\rho}\| + \|u_{\mathcal{T}} - \tilde{u}\|, \quad (48)$$

and plot the norm in Fig. 6. In the MP-MFG, the shorter the prediction time is, the closer the solution is to the solutions given by the BRS. Thus, the statement of Theorem 1 is numerically confirmed.

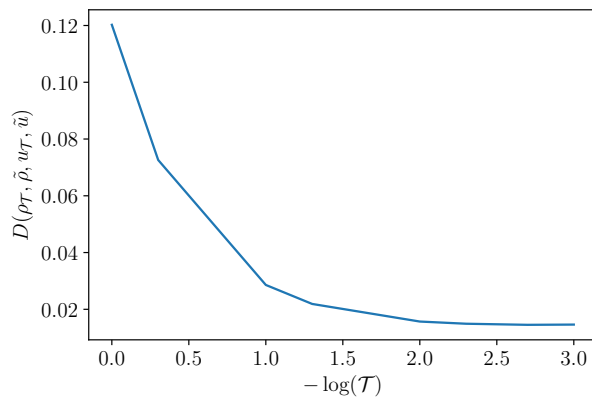


FIG. 6. Distance between the solutions of the model predictive mean field game and the best reply strategy for various prediction times \mathcal{T} .

VII. CONCLUSION

In the present paper, we proposed methods for solving the optimal coverage control problem of swarm robot systems using the MP-MFG and the BRS. Numerical calculations show that the performance of the MP-MFG improves as the prediction time increases (see Fig. 4), and the MP-MFG and the BRS asymptotically coincide in the limit where the prediction time goes to 0 (see Fig. 6). While the original MFG is a feedforward controller, the proposed MP-MFG is a feedback controller that uses the information of the entire group at each time. Therefore, the MP-MFG is considered to be strong against modeling errors and disturbances. The next step in this research is to confirm such robustness against such modeling errors and disturbances. The proposed method is widely applicable not only to swarm robot systems but also to many systems that possess homogeneity and unlimitedness, and extending the scope of application of the proposed method is among the subjects for future study.

ACKNOWLEDGMENT

The authors would like to thank Dr. Norikazu Saito and Dr. Hiroyoshi Mitake of the University of Tokyo, for the useful discussion.

-
- [1] J. C. Barca and Y. A. Sekercioglu, “Swarm Robotics Reviewed,” *Robotica*, vol. 31, no. 3, pp. 345–359, 2013.
 - [2] M. Brambilla, E. Ferrante, M. Birattari, and M. Dorigo, “Swarm Robotics: A Review from the Swarm Engineering Perspective,” *Swarm Intelligence*, vol. 7, no. 1, pp. 1–41, 2013.
 - [3] M. Rubenstein and W. M. Shen, “Scalable Self-Assembly and Self-Repair in a Collective of Robots,” in *2009 IEEE/RSJ International Conference on Intelligent Robots and Systems*, Oct. 2009, pp. 1484–1489.
 - [4] Y. Tan, *Handbook of Research on Design, Control, and Modeling of Swarm Robotics*, 1st ed. Hershey, PA, USA: IGI Global, 2015.
 - [5] E. A. Lee, “Cyber Physical Systems: Design Challenges,” in *2008 11th IEEE International Symposium on Object and Component-Oriented Real-Time Distributed Computing (ISORC)*, May 2008, pp. 363–369.
 - [6] Chee-Yee Chong and S. Kumar, “Sensor networks: Evolution, opportunities, and challenges,” *Proceedings of the IEEE*, vol. 91, no. 8, pp. 1247–1256, Aug. 2003.
 - [7] J. Baillieul and P. J. Antsaklis, “Control and Communication Challenges in Networked Real-Time Systems,” *Proceedings of the IEEE*, vol. 95, no. 1, pp. 9–28, Jan. 2007.
 - [8] J.-M. Lasry and P.-L. Lions, “Mean field games,” *Japanese Journal of Mathematics*, vol. 2, no. 1, pp. 229–260, Mar. 2007.
 - [9] H. Choset, “Coverage for robotics – A survey of recent results,” *Annals of Mathematics and Artificial Intelligence*, vol. 31, no. 1, pp. 113–126, Oct. 2001.
 - [10] J. Cortes, S. Martinez, T. Karatas, and F. Bullo, “Coverage Control for Mobile Sensing Networks,” *IEEE Transactions on robotics and Automation*, vol. 20, no. 2, pp. 243–255, 2004.
 - [11] S. Izumi, S. Azuma, and T. Sugie, “Coverage Control Inspired by Bacterial Chemotaxis,” in *2014 IEEE 33rd International Symposium on Reliable Distributed Systems Workshops*, Oct. 2014, pp. 34–39.

- [12] D. Inoue, D. Murai, Y. Ikuta, and H. Yoshida, "Distributed range-based localization and control for swarm robot systems," *Sensors & Transducers*, vol. 236, no. 8, pp. 16–27, 2019.
- [13] J. Shamma, *Cooperative Control of Distributed Multi-Agent Systems*. John Wiley & Sons, 2008.
- [14] A. R. Mesquita, J. P. Hespanha, and K. Åström, "Optimotaxis: A Stochastic Multi-agent Optimization Procedure with Point Measurements," in *Hybrid Systems: Computation and Control*, M. Egerstedt and B. Mishra, Eds. Berlin, Heidelberg: Springer Berlin Heidelberg, 2008, pp. 358–371.
- [15] D. Inoue, D. Murai, and H. Yoshida, "Stochastic Self-organizing Control for Swarm Robot Systems," in *Advances in Swarm Intelligence*, ser. Lecture Notes in Computer Science, Y. Tan, Y. Shi, and B. Niu, Eds. Cham: Springer International Publishing, 2019, pp. 405–416.
- [16] D. A. Gomes and J. Saúde, "Mean Field Games Models—A Brief Survey," *Dynamic Games and Applications*, vol. 4, no. 2, pp. 110–154, Jun. 2014.
- [17] G. Chevalier, J. Le Ny, and R. Malhamé, "A micro-macro traffic model based on mean-field games," in *2015 American Control Conference (ACC)*. IEEE, 2015, pp. 1983–1988.
- [18] K. Huang, X. Di, Q. Du, and X. Chen, "A Game-Theoretic Framework for Autonomous Vehicles Velocity Control: Bridging Microscopic Differential Games and Macroscopic Mean Field Games," *arXiv:1903.06053 [physics]*, Mar. 2019.
- [19] A. Festa and S. Göttlich, "A Mean Field Games approach for multi-lane traffic management," *arXiv:1711.04116 [math]*, Nov. 2017.
- [20] T. Tanaka, E. Nekouei, A. R. Pedram, and K. H. Johansson, "Linearly Solvable Mean-Field Traffic Routing Games," *arXiv:1903.01449 [math]*, Mar. 2019.
- [21] A. Lachapelle and M.-T. Wolfram, "On a mean field game approach modeling congestion and aversion in pedestrian crowds," *Transportation Research Part B: Methodological*, vol. 45, no. 10, pp. 1572–1589, Dec. 2011.
- [22] M. Burger, M. Di Francesco, P. A. Markowich, and M. Wolfram, "On a mean field game optimal control approach modeling fast exit scenarios in human crowds," in *52nd IEEE Conference on Decision and Control*, Dec. 2013, pp. 3128–3133.
- [23] C. Dogbé, "Modeling crowd dynamics by the mean-field limit approach," *Mathematical and Computer Modelling*, vol. 52, no. 9, pp. 1506–1520, Nov. 2010.
- [24] Y. Chen, T. T. Georgiou, and M. Pavon, "Steering the Distribution of Agents in Mean-Field Games System," *J. Optim. Theory Appl.*, vol. 179, no. 1, pp. 332–357, Oct. 2018.
- [25] Y. Liu, C. Yang, K. Huang, and Z. Wang, "Swarm intelligence inspired cooperation promotion and symmetry breaking in interdependent networked game," *Chaos: An Interdisciplinary Journal of Nonlinear Science*, vol. 29, no. 4, p. 043101, Apr. 2019.
- [26] P. Cardaliaguet and C.-A. Lehalle, "Mean field game of controls and an application to trade crowding," *Mathematics and Financial Economics*, vol. 12, no. 3, pp. 335–363, Jun. 2018.
- [27] P. Degond, M. Herty, and J.-G. Liu, "Meanfield games and model predictive control," *arXiv:1412.7517 [math]*, Dec. 2014.
- [28] M. Barker, "From mean field games to the best reply strategy in a stochastic framework," *Journal of Dynamics & Games*, vol. 6, no. 4, pp. 291–314, 2019.
- [29] M. Barker, P. Degond, and M.-T. Wolfram, "Comparing the best reply strategy and mean field games: The stationary case," *arXiv:1911.04300 [math]*, Nov. 2019.
- [30] W. H. Fleming and H. M. Soner, *Controlled Markov Processes and Viscosity Solutions*, 2nd ed., ser. Stochastic Modelling and Applied Probability. New York: Springer-Verlag, 2006.
- [31] C. Gardiner, *Stochastic Methods: A Handbook for the Natural and Social Sciences*, 4th ed., ser. Springer Series in Synergetics. Berlin Heidelberg: Springer-Verlag, 2009.
- [32] P. E. Caines, M. Huang, and R. P. Malhamé, "Mean Field Games," in *Handbook of Dynamic Game Theory*, T. Basar and G. Zaccour, Eds. Cham: Springer International Publishing, 2017, pp. 1–28.
- [33] A. Bensoussan, J. Frehse, P. Yam *et al.*, *Mean Field Games and Mean Field Type Control Theory*. Springer, 2013, vol. 101.
- [34] O. Guéant, J.-M. Lasry, and P.-L. Lions, "Mean Field Games and Applications," in *Paris-Princeton Lectures on Mathematical Finance 2010*, ser. Lecture Notes in Mathematics, A. Cousin, S. Crépey, O. Guéant, D. Hobson, M. Jeanblanc, J.-M. Lasry, J.-P. Laurent, P.-L. Lions, and P. Tankov, Eds. Berlin, Heidelberg: Springer Berlin Heidelberg, 2011, pp. 205–266.
- [35] A. Porretta, "On the weak theory for mean field games systems," *Bollettino dell'Unione Matematica Italiana*, vol. 10, no. 3, pp. 411–439, Sep. 2017.