
REALLY USEFUL SYNTHETIC DATA

A FRAMEWORK TO EVALUATE THE QUALITY OF DIFFERENTIALLY PRIVATE SYNTHETIC DATA

WORKING PAPER

Christian Arnold
Cardiff University
CF10 3AT, UK
arnoldc6@cardiff.ac.uk

Marcel Neunhoeffer
University of Mannheim
A5 6, D-68159 Mannheim, Germany
mneunhoe@mail.uni-mannheim.de

December 6, 2021

ABSTRACT

Recent advances in generating synthetic data that allow to add principled ways of protecting privacy – such as Differential Privacy – are a crucial step in sharing statistical information in a privacy preserving way. But while the focus has been on privacy guarantees, the resulting private synthetic data is only useful if it still carries statistical information from the original data. To further optimise the inherent trade-off between data privacy and data quality, it is necessary to think closely about the latter. What is it that data analysts want? Acknowledging that data quality is a subjective concept, we develop a framework to evaluate the quality of differentially private synthetic data from an applied researcher’s perspective. Data quality can be measured along two dimensions. First, quality of synthetic data can be evaluated against training data or against an underlying population. Second, the quality of synthetic data depends on general similarity of distributions or specific tasks such as inference or prediction. It is clear that accommodating all goals at once is a formidable challenge. We invite the academic community to jointly advance the privacy-quality frontier.

Keywords Synthetic Data · Differential Privacy · Data Quality

Previous versions have been presented at the Digital Governance Research Colloquium of the Hertie School, the Workshop “(Differentially) Private Synthetic Data” at Cardiff University and at the 3rd Social Science Foo Camp, Menlo Park. Comments are welcome. Many thanks already for helpful comments to Thomas Gschwend, Frauke Kreuter and Sebastian Sternberg. Chris is grateful for support through Cardiff’s “Darlithwyr Disglair Development Scheme”. Marcel benefited tremendously from the “Data Privacy: Foundations and Applications” program at the Simons Institute for the Theory of Computing, UC Berkeley.

1 Introduction

Humanity is collecting data at an unprecedented level – and very often this data is sensitive. Scientific studies often rely on private information. Government agencies hold confidential data about their citizens. And companies – think Facebook, Google or Twitter – are recording individuals’ (online) behavior. Ideally, all this data could be shared: Scientist could draw from the same sources to jointly advance knowledge; citizens could use public sector data to hold governments accountable; and companies could externalise data services. However, important privacy concerns do not allow to freely circulate all these records.

Is it really necessary to share the data itself? At the end of the day, most data users care about the statistical information in the data – and not so much about learning sensitive traits. A possible solution is synthetic data: an artificial copy of the original data-set that ideally shares the same statistical properties. Analysts can work with synthetic data as if it were the original data and reach similar conclusions. In addition, synthetic data introduces a first layer of privacy protection. The individual records are completely synthetic and do not exist in real life. Nevertheless, synthetic data can still reveal sensitive information. If a strong outlier – say e.g. Bill Gates – is in the original data, the laws of statistics dictate that the synthetic version of the data reproduce his record almost perfectly. Just like any other data, synthetic data requires privacy protection, ideally in a principled and future proof way. Differential Privacy is such a privacy standard and it has recently attracted a lot of attention in academia, business and government agencies alike (Abowd & Schmutte, 2019; Dwork et al., 2006). It offers mathematically proven privacy guarantees without making assumptions about the distribution of the original data, available side knowledge or computational power. Differentially private synthetic data brings both of these concepts together and allows to share statistical information with privacy guarantees.

But synthetic data needs to be not only private, it also has to be useful. The ultimate goal of this paper is therefore to improve the methods that can release high-quality differentially private synthetic data. Differentially private data synthesizers protect privacy by adding noise to the original statistical information. But the noise runs the risk of blurring this information. Algorithms to synthesize differentially private data have become increasingly available and they perform well in pilot studies with benign (toy-)data. Often, this work still fails to live up to the challenges data users typically face: in the wild, micro data¹ is mostly discrete; it can have missing data; certain combinations of variables might not make a lot of sense – e.g. pregnant men; or data structures can be nested such as individuals in groups.

To advance the field, it is necessary to better understand the trade-off between data privacy and data quality. While a lot of attention rightly focused on establishing strong privacy guarantees, the next step has to consider the resulting data quality more closely (Abowd et al., 2019b; Elliot & Domingo-Ferrer, 2018; Hundepool et al., 2012). We therefore formulate a user-centric framework that measures the quality of synthetic data along two dimensions. First, while in some cases data needs to be similar to training data, in other cases the underlying ‘unknown’ population data is playing a more vital role. Second, quality can be expressed in general terms with regards to the overall distribution, or in specific terms to address two main interests of the applied data user – inference and prediction.² Building on scenarios that describe applied researchers’ main data related obstacles, we suggest two different ‘disciplines’ in which a differentially private data synthesizer should perform well: resulting synthetic data needs to be useful at different levels of privacy guarantees and also at different training set sizes. We maintain a dedicated homepage to keep track of the performance of differentially private data synthesizers³.

¹“Micro data are unit-level data obtained from sample surveys, censuses and administrative systems. They provide information about characteristics of individual people or entities such as households, business enterprises, facilities, farms or even geographical areas such as villages or towns. They allow in-depth understanding of socio-economic issues by studying relationships and interactions among phenomena. Micro data are thus key to designing projects and formulating policies, targeting interventions and monitoring and measuring the impact and results of projects, interventions and policies.” Benschop et al. (2019)

²Even though our framework is specifically designed for the purpose of private synthetic data, it generalises well to other forms of synthetic data, too.

³<http://privatesyntheticdata.github.io>

Our paper addresses several audiences. First, we turn to applied researchers who typically use micro data and offer an overview about state-of-the art possibilities of generating differentially private synthetic data. Second, we reach out to those with a rigorous understanding about how to develop differentially private data synthesizers. In spotlighting current limitations, we intend to point to avenues for future research. Our hope is to ultimately spark a fruitful conversation between applied researchers, Statisticians and Computer Scientists about really useful privacy preserving synthetic micro data.

2 Sharing Statistical Information with Differentially Private Synthetic Data

The idea of synthetic data dates back to Rubin (1993) and Little (1993) who first advanced synthetic data methods in the spirit of multiple imputation. After being formulated as a proper framework (Raghunathan et al., 2003), a series of papers elaborated it further (Abowd & Lane, 2004; Abowd & Woodcock, 2004; Reiter & Raghunathan, 2007; Drechsler & Reiter, 2010; Kinney et al., 2010, 2011). Different statistical models to generate synthetic data exist, including also machine learning techniques (Reiter, 2005a; Caiola & Reiter, 2010; Drechsler & Reiter, 2011).⁴

Synthetic data has a number of desirable properties (Caiola & Reiter, 2010). Synthetic data ideally preserves all relationships between variables. It should be possible to handle diverse data types (categorical, ordinal, continuous, skewed etc.). Computation needs to be feasible also for large data sets. Anybody generating synthetic data should have little work to do to tune the necessary algorithms. If done well, synthetic data has several important (theoretical) advantages over traditional statistical disclosure limitation methods such as data swapping, aggregation or cell suppression. The results are similar no matter whether an analysis is performed on the synthetic or original data. Also, theoretically, synthetic data can protect privacy more easily, because a synthetic data record is not any respondents' actual data record. Finally, data users can draw valid inferences for a variety of estimands – without having to make any particular assumptions about how the synthetic data were created.

Differential Privacy is a principled privacy framework that helps mitigate the trade-off between sharing statistical information while protecting privacy (Dwork, 2006; Dwork & Roth, 2013; Nissim et al., 2017). It offers mathematically proven privacy guarantees while allowing to draw inferences about values in the population (Dwork et al., 2017). The key idea is to think about data protection from a relative perspective. What is the relative risk of disclosing information about an individual when running an analysis on a data base that includes their information vs. running an analysis on a data base that does not include their information? It is possible to quantify this privacy difference. Differential Privacy formulates upper bounds about the risk of disclosing information when querying a database in the presence or absence of any one observation. This does not mean that nothing can be learned about an individual: It rather means that if something can be learned about an individual, it does not matter whether an individual is in the data or not (Dwork & Naor, 2010).

Combining synthetic data with Differential Privacy offers an appealing solution to a number of core challenges: Differentially private synthetic data allow to share statistical information while at the same time protecting privacy in a principled and future proof way. Synthetic data also offers a solution to the query-based limitations of the original Differential Privacy framework. Since Differential Privacy is preserved under post-processing, generating differentially private synthetic data spends the privacy budget only once. In result, any analysis that is run on differentially private synthetic data is also differentially private (Dwork & Roth, 2013; Nissim et al., 2017).

While several methods to generate differentially private synthetic data exist (Huang et al., 2019; Zhang et al., 2017), the advent of Generative Adversarial Nets (GANs)⁵ paved the way for general purpose differentially private synthetic data. At first, GANs have been used to address privacy concerns more broadly, for example to protect privacy in images (e.g. Tripathy et al., 2017; Wu et al., 2018) or – in contrast – to attack privacy in the context of distributed

⁴For overviews, see also e.g. (Bowen & Liu, forthcoming; Drechsler, 2011; Manrique-Vallier & Hu, 2018; Snoke et al., 2016).

⁵A brief introduction to GANs can be found in the Appendix.

learning setting (Hitaj et al., 2017). What ultimately makes GANs differentially private is the injection of the right amount of noise into the training process of the discriminator, since the generator only post-processes the output of the discriminator. Abadi et al. (2016) introduced differentially private stochastic gradient descent, laying an important foundation for later applications to GANs. A number of studies follow in their footsteps. Beaulieu-Jones et al. (2017) generate differentially private synthetic data of a medical trial. Xie et al. (2018) also produce differentially private medical data: they too ensure Differential Privacy by combining noise addition and weight clipping. Finally, Xu et al. (2019) apply a combination of adding noise and gradient pruning, and use the Wasserstein distance as an approximation of the distance between probability distributions.

Private synthetic data can only become a widespread means of disclosure control if it protects privacy while also sharing statistical information. The trade-off comes with a straightforward intuition: Adding privacy means adding noise – and the noise may affect the statistical information in the data. Even though data privacy is at the heart of research on statistical disclosure limitation, the utility of the resulting data has been a recurrent concern for the discipline in general (Duncan et al., 2004; Purdam & Elliot, 2007; Trottni & Fienberg, 2002; Taylor et al., 2018; Woo et al., 2009) and for synthetic data as a means for privacy protection in particular (Drechsler & Reiter, 2009; Drechsler, 2011; Drechsler & Shlomo, 2018; Reiter, 2005b,c).

Finding the “correct” settings in this trade-off is an optimisation problem. Some studies explicitly express the optimum as an equilibrium in a game-theoretic model (e.g. Chen et al., 2019; Loukides et al., 2012; Shokri et al., 2016). Others consider the equilibrium between both to be more problematic. From a social choice perspective, privacy and data quality are public goods with actors who may have heterogeneous preferences. A data curator – such as a statistical agency – can in practice set the optimal levels for privacy and quality (Abowd & Schmutte, 2019). However, private owners of large confidential data sets may have preferences that lead to the suboptimal provision of these public goods and thus overall welfare (Abowd et al., 2019a; Ghosh & Roth, 2015).

In the context of private synthetic data, introducing Differential Privacy as a principled data protection framework has certainly been an important step forward. To advance the development of algorithms that are capable of delivering really useful private synthetic data, it is necessary to consider both sides of the coin at the same time – which puts quality explicitly at eye level with privacy protection. What is data quality? And how could we measure it? A better understanding of the concept and a general framework would certainly be “extremely beneficial” (Elliot & Domingo-Ferrer, 2018, 14).

3 Making Differentially Private Synthetic Data Useful

Differentially private GANs (DP-GANs) were the first class of models to synthesize data sets from different domains and for different uses. In existing studies, quality is either assessed by looking at the visual quality of generated images (e.g. Xie et al., 2018; Frigerio et al., 2019; Torkzadehmahani et al., 2020) or the classification evaluation of a natural classification/prediction task (e.g. Beaulieu-Jones et al., 2017). Yet, there is no clear definition of what data quality actually implies beyond these measures. In the absence of natural quality measures it is more difficult to assess the overall quality of synthetic data.

We develop our framework for data quality along the lines of the requirements of a typical data use case: A well intended data curator collects a random sample from a data generating process provided by nature. They have access to this original sample and they would like to share the statistical information. While they might have an idea about the models potential data analysts would typically run, they are ignorant about the exact nature of these analyses. Figure 1 shows the different elements along the way from the underlying data generating process to the differentially private synthetic data a curator might want to share with other analysts.

The data curator is uncertain about the intention of the data analysts: are they friendly and well intended data users curious to understand statistical relationships in the population? Or do they have bad intentions and are they rather

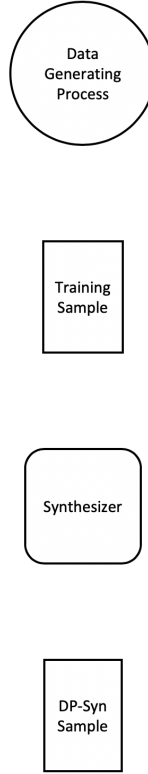


Figure 1: From the Data Generating Process to Differentially Private Synthetic Data.

eager to unveil and exploit information about individuals? Both types of data users have an interest in high data quality – however, only the bad type would misuse the information. When releasing differentially private synthetic information, the data curator therefore faces an optimization problem: they want to guarantee the highest level of data quality under the constraint of an appropriate level of privacy protection.

3.1 What Do Applied Researchers Expect from Private Synthetic Data?

Applied researchers may have different expectations when they analyse private synthetic data. Some are interested in rather descriptive analyses of their data. They consider their data not as a sample from what potentially could be a larger population of data sets. This is the case whenever the original data captures a unique data source. For example, studies on political elites such as candidate studies to elections comprise all available data; or data on banking transactions that help identify money laundering are typically also unique instances. Data users analyse this kind of data with a descriptive goal in mind. They do not assume a larger population behind this data about which they want to draw inferences. All analyses they run on synthetic data should ideally lead to similar results as the analyses using the original data.

Other researchers seek to infer information about a population from data. Typically, they draw a random sample from the population to learn more about a true unknown parameter θ . Using their sample, they can calculate an estimate $\hat{\theta}$. If they were hypothetically able to repeatedly draw from the data generating process, these multiple estimates would vary by $V(\hat{\theta})$. Denote $\hat{V}(\hat{\theta})$ the estimate of this variance on the basis of the one sample a researcher has at hand to qualify the certainty of their measurement.

This framework works when a researcher can randomly draw from the population and then share this sample with everybody else. However, in the case of differentially private synthetic data this process looks different. Synthesizing data turns inference into a multi-phased problem (Xie & Meng, 2017): The researcher now has to infer the true underlying population parameter θ on the basis of the synthesised and private data which was itself generated from a random sample from the population. The researcher has to account for this in their estimate $\hat{\theta}$. In addition, the uncertainty no longer stems from sampling error alone, but it has to account for the synthetization in the estimate of $\hat{V}(\hat{\theta})$, too.

Conceptually, these two sources of uncertainty are distinct. Data synthetization is very much like multiple imputation – it was indeed even conceived as a special case of multiple imputation at first (Rubin, 1993). Following this line of thinking, Raghunathan et al. (2003) suggest to treat synthetic data as an extreme case of imputation – basically a data set where all of the values for some unobserved quantities are missing. They propose to generate m synthetic data sets instead of just 1. Extending the imputation framework then allows to combine the results on the m data sets to estimate $\hat{\theta}$ and $\hat{V}(\hat{\theta})$: The parameter of interest θ can be estimated as the average $\bar{\theta}$ of all individual estimates $\hat{\theta}_m$. The variance $\hat{V}(\hat{\theta})$ is estimated as a weighted combination of the within variance and between variance of the m data sets.

Valid statistical inference on private synthetic data is possible if the data synthesization process is unbiased and consistent. This is typically the case when the model for synthesization and the model for subsequent analyses are congenial (Meng, 1994). Inference about the unknown population parameter θ on the basis of a synthesized data set x^* can then occur in a way that is conceptually similar to the inference framework (Charest, 2010; Karwa et al., 2017). Liu (2016) shows how to do inference about the unknown population parameter θ with differentially private synthetic data.⁶ It requires an important condition: the synthetization needs to be statistically consistent. This is not a trivial problem. For example, the joint noise process does not only have to be unbiased and ideally also efficient. In addition, any amount of noise that is simply “sprinkled” directly on top of the data would bias statistical estimators for nonlinear functions of the data (Evans et al., 2019) – hence the noise needs to enter during data synthetization.

Denote a single data set drawn from the unknown population that is used to train the differentially private synthesizer as x . The resulting synthetic data set is x^* . Assume the model that allows to obtain inference on θ from the original data x is the same as the model that is used to infer θ^* based on x^* . According to Liu (2016), if the estimator that is calculated on x^* is consistent for θ^* and the synthetization is also statistically consistent, then $\hat{\theta}^*$ calculated on the synthetic data set is a consistent estimate of the unknown population parameter θ .

$$\bar{\theta} = \frac{1}{m} \sum_{i=1}^m \hat{\theta}_i^* \quad (1)$$

Similar to multiple imputation, generating more than one synthetic data set allows to quantify the uncertainty about the estimate for θ – in the light of both, sampling uncertainty to generate x and also synthetization uncertainty to produce x^* . Assume to generate m data sets $\sum_{i=1}^m x_i$. The variance of θ in the light of the data sets x_i^* can then be expressed as

$$u = \bar{\omega} + \left(1 + \frac{1}{m}\right)b \quad (2)$$

again in terms of the average within data-set variance

$$\bar{\omega} = \frac{1}{m} \sum_{i=1}^m V(\hat{\theta}_i^*) \quad (3)$$

⁶Her article also extends to the case where both, data synthetization and data sanitisation are not only two conceptually, but actually two analytically different steps (Liu, 2016).

and the between data-set variance

$$b = \frac{1}{m-1} \sum_{i=1}^m (\hat{\theta}_i^* - \bar{\theta})^2 \quad (4)$$

– a result in sync with the imputation framework from Rubin (1993), often cited as Rubin’s rules.

In reality, however, the private data synthesizer and the model for analysis are often uncongenial (Meng, 1994): While congenial differentially private data synthesizers do exist – and allow to exactly specify bias and efficiency of the private synthetic data (e.g. McClure & Reiter, 2012) – the reality often looks different. The proposed models are highly specialized and tailored to a specific purpose. Flexible, general use private synthetic data can hardly be released with these models. Congeniality could be achieved if the data curator succeeds in anticipating and hence nesting (all) models of the analyst. Even though non-parametric synthesizers such as CART are known to be capable of covering a broad array of subsequent models for analysis (Reiter, 2005a), they yet have to be made differentially private (Shlomo, 2018).

Xie & Meng (2017) propose a general multi-phase inference framework in the face of uncongeniality. It is not enough if each, the imputer and the analyst, use statistically valid models for themselves. Both models need to be congenial to allow for inferring the true unknown data generating process. If they are uncongenial, inference on the basis of the data x^* may be unbiased, but it may lead to wrong conclusions about the efficiency of the estimate. Two scenarios are possible: If the imputer’s model is more saturated than the analysts model, Rubin’s rules still hold and are confidence proper. However, in the second scenario – if the imputers’ model is less saturated than the analyst’s model – Rubin’s rules are super efficient and propose too narrow confidence bounds. Xie & Meng (2017) show how to be better save than sorry and prove upper uncertainty bounds: Doubling the variance estimate – u from Rubin’s rule in equation 2 – is enough to generate a conservative estimate for multi-phase inference even under uncongenial models. In line with Xie & Meng (2017), we therefore propose to adapt the estimate of the uncertainty

$$u_{uc} = 2u \quad (5)$$

where u_{uc} expresses the variance under uncongeniality.

Another goal for applied researchers is prediction. If a researcher wants to implement differentially private out-of-sample prediction, the process would look as follows. First, the data curator samples data x from the population and trains the private synthesizer on x to release the synthetic data x^* . The data analyst then learns the model m^* using data x^* to predict outcome y^* . New data x' is coming in which is drawn from the same population as data x . The analyst uses this new data x' and the model m^* to predict outcome y .

4 A General Framework to Evaluate the Quality of Private Synthetic Data

So where can we download these differentially private synthetic micro data wonder machines? Unfortunately, while first synthesizers have proven themselves in the controlled settings of pilot studies, general models that are both secure and useful still need to improve to be really useful. In addition, little has been done to understand the algorithms’ statistical properties. To advance the development of differentially private micro data synthesizers, we propose a joint data challenge. We hope that it serves to coordinate efforts of scholars with backgrounds in various academic disciplines.

4.1 Proposal for a Joint Benchmark

Applied researchers’ micro data have a number of characteristics that make it challenging to generate differentially private synthetic data for them. Indeed, data can be continuous. More often, however, micro-data is discrete. Categories could be ordinal or without any particular natural order to them. Structural zeros preclude logically impossible values

such as pregnant three-year-olds. Often, parts of the data are missing — either at random or not at random. Finally, data structures can be nested. In time series data, the same individual might be observed at different points in time. In hierarchical data, individuals are part of a larger group that comes with its own measurements, such as students in a classroom.

Table 1: Typical Data Challenges Applied Data Analysts Are Facing.

	Continuous Data	Discrete Data	Structural Zeros	Missing Data	Nested Data
Scenario 1	✓	✓	✓		
Scenario 2	✓	✓	✓	✓	
Scenario 3	✓	✓	✓		✓
Scenario 4	✓	✓	✓	✓	✓

Data sets typically include a combination of those data characteristics. Since any combination of the characteristics is possible, there are 36 potential scenarios. For illustration purposes we focus on the four different scenarios in Table 1. The first scenario is a baseline scenario that captures a realistic setting for micro data. Data has continuous variables, categorical variables and structural zeros.⁷ The second scenario also includes missing data, both completely at random and also at random. The third scenario defines nested data structures. Finally, scenario number four includes all those settings. So far, algorithms have been developed that are capable of generating differentially private data for the baseline scenario. To our knowledge, there is hardly any research on synthesizers for the other scenarios.

A data synthesizer should be able to rise to the challenges in these scenarios in two different *disciplines*. First, differentially private data synthesizers ideally perform well at different levels of privacy protection. The literature considers values at $\epsilon = 0.1$ up to $\epsilon = 1$ acceptable. A value of $\epsilon = 5$ is already quite a considerable privacy leak, but, depending on the data, still worthwhile exploring. Second, the algorithms need to perform at different sample sizes. Applied researchers’ sample sizes range from clinical studies (500 individuals) to surveys with 10, 000 individuals. Data sets with more than 100, 000 individuals do exist, but are fairly rare.

4.2 Measuring Data Quality

In a perfect world, a differentially private data synthesizer should work well for any of the 36 possible combinations of data challenges and across the different disciplines. We now turn to what we mean by “working well”.

Data quality is context dependent. Measures for the quality of differentially private synthetic data should reflect the needs of those who work with this kind of data. We suggest to distinguish between quality measures along two dimensions. The first dimension distinguishes between the similarity of the differentially private synthetic data x^* to the training data (i.e. the data that was used to generate the synthetic data) and the generalization properties of x^* . On the one hand, data users might be particularly concerned with the similarity of x^* to the original training data x . On the other hand, data users might care less about similarity of the data set to one particular training set. Instead, data analysts may be interested in inferring information about the underlying population – to either identify relationships between variables or build models for out-of-sample predictions.

The second quality dimension is concerned with general data quality and specific data quality (Snoke et al., 2018)⁸. General data quality describes the overall distributional similarity between the real data and synthetic data sets. In turn, to reflect specific analyses data analysts expect to run on synthetic data we introduce specific data quality. This could be the similarity of marginal distributions, the performance of regression models or the predictive performance of machine learning models trained on synthetic data sets as compared to the same analysis carried out on the real data.

⁷We explicitly define a data generating process in the appendix.

⁸Note that Snoke et al. (2018) speak of general and specific utility.

Table 2 provides an overview of data quality measures along both dimensions, resulting in overall four different quadrants. The ultimate choice of the quality measures is indeed subjective and needs to fit their purpose (Shlomo, 2018). We first turn to data quality of private synthetic data x^* relative to the training data x in the top left cell of Table 2.

Table 2: Proposed Quality Measures for Private Synthetic Data Along Two Dimensions.

	General Data Quality	Specific Data Quality
Training Data Similarity	Similarity of DP synthetic data and sample 1-way marginals: Wasserstein Randomisation Test	Compare $\hat{\theta}^*$ with $\hat{\theta}$: average percent bias (difference between coefficients calculated on synthetic data and training data)
	$pMSE$ between synthetic data and training sample	Compare $\hat{V}^*(\hat{\theta}^*)$ with $\hat{V}(\hat{\theta})$: average variance and covariance ratio
Generalisation Similarity	Similarity of DP synthetic data and independent test sample 1-way marginals: Wasserstein Randomisation Test	Compare $E(\hat{\theta}_m^*)$ with θ : average percent bias (difference between true population values and coefficients on synthetic data)
	$pMSE$ between synthetic data and independent test samples	Compare $E(\hat{V}_m^*(\hat{\theta}_m^*))$ with $V(\theta)$: coverage, average width Prediction RMSE w.r.t. further samples from population

To compare the overall similarity of the joint distribution and to calculate the general quality of the synthetic copies we rely on the propensity score mean squared error (pMSE) ratio score for synthetic data as proposed by Snoke et al. (2018). The pMSE requires training a discriminator (e.g. a CART model) that is capable to distinguish between real and synthetic examples. A synthetic data set has high general data quality, if the model cannot distinguish between real and fake examples. It is possible to approximate the pMSE by resampling the null distribution of the pMSE. The pMSE ratio score divides the pMSE with the expectation of the null distribution. A pMSE ratio score of 0 would indicate that the synthetic and real data are identical. One of the most relevant concerns when releasing differentially private synthetic data remains the similarity of 1 – way marginals. The Wasserstein distances measures the difference between two univariate distributions with unknown statistical properties (Robinson & Turner, 2017). To compare this data specific metric across different attributes, it has to be put into relative perspective: We propose a metric based on the idea of randomization inference (Basu, 1980; Fisher, 1935). Each data point is randomly assigned to one of two data sets and the similarity of the resulting two distributions is measured with the Wasserstein distance. Repeating this random assignment a great number of times (e.g. 10'000 times) provides an empirical approximation of the distances' null distribution. Similar to the pMSE ratio score we then calculate the ratio of the measured Wasserstein distance and the median of the null distribution to get a Wasserstein distance ratio score that is comparable across different attributes. Again a Wasserstein distance ratio score of 0 would indicate that two marginal distributions are identical. Larger scores indicate greater differences between distributions.

The similarity between the private synthetic data and the training data addresses data analysts' specific requirements for data quality.⁹ They might first be interested in understanding correlations – and multivariate statistical models quantify these correlations while controlling for the influence of other variables. It is straightforward to calculate bias of parameters $\hat{\theta}^*$ estimated on synthetic data x^* in comparison to $\hat{\theta}$ estimated on x as percent bias with their normalised difference. We then aggregate all biases to one score by taking their average. To compare the variances, we follow Drechsler, and measure the ratio between the variances of the parameters $\hat{V}^*(\hat{\theta}^*)$ in the private synthetic data and

⁹For similar measures used in multiple imputation, see Van Buuren (2018).

divide it with the variances $\hat{V}(\hat{\theta})$ of the original training data. The resulting variance ratio equals 1 if they are both the same. Averaging across all ratios expresses their general difference.

In other cases, analysts are more interested in using samples to generalise beyond the observations in the training set and make inferences about a larger population. When using private synthetic data in this setting, the data analyst needs to account for three layers of random errors in this data, first sampling error when drawing the training data from the underlying population, second model uncertainty when training the data synthesizer (even without Differential Privacy) and third the privacy noise that is introduced to the training of the data synthesizer to release differentially private synthetic data. We suggest to empirically validate data quality in a Monte Carlo framework and average results across 1'000 differentially private synthetic data sets.¹⁰ They are the result of $l = 10$ different training data sets — with another 10 independent data sets held out as test sets. Then, train $m = 10$ independent data synthesizers on each of the training sets and finally release $n = 10$ data sets from each of these synthesizers. Figure 2 shows the setup for the benchmark.

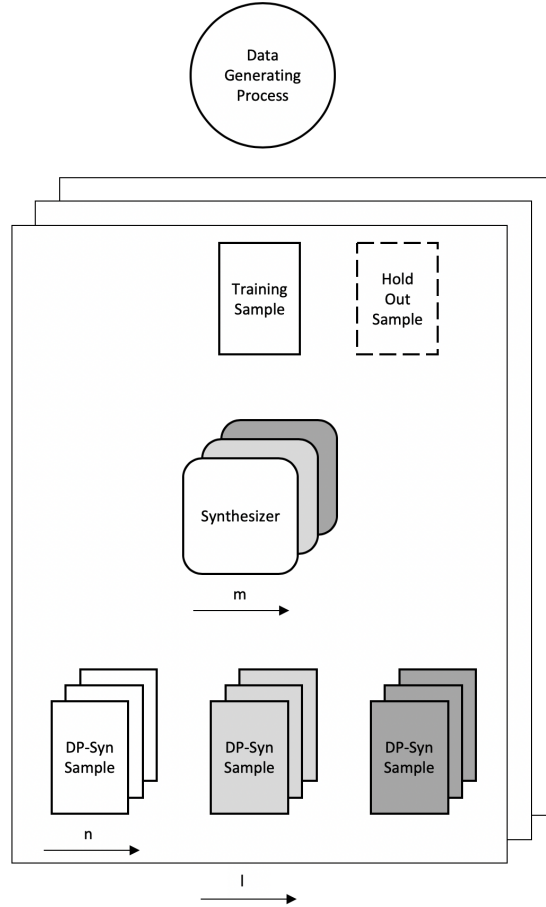


Figure 2: The Setup of the Benchmark.

The first relevant measure for general data quality is the similarity of marginals, again calculated with the Wasserstein distance ratio score. This time, however, we pair each private synthetic data set with the respective held out data sets to understand the capacity to generalize. In a similar vein, the $pMSE$ ratio score again summarizes the overall similarity between joint distribution. We calculate it against the hold out test sets and summarize by averaging across all $pMSE$ ratios.

¹⁰We chose the sample size for pragmatic reasons. Some of the differentially private data synthesizers may take non-negligible time for training. In the light of today's available computational power we acknowledge that 1'000 data sets may be not enough to complete integrate over all uncertainty from the three respective steps. We chose 10^3 data sets in line with what Rubin (1996) considered sufficient for imputation.



Figure 3: Summary Chart for Data Quality.

For the specific data quality measures, the analyst might be concerned with bias of the parameters $\hat{\theta}_i^*$ of a multivariate regression model. We calculate bias for each of the synthetic data sets, comparing it to the values that define the true underlying data generating process. Standardising and then averaging across all parameters gives an overall percentage value that summarises bias in general. The coverage rate of the variance captures efficiency (Drechsler). How often does the 90% confidence interval include the true value from the population? Averaging across all samples and cases yields one single measure. Finally, an analyst might be interested in generating a model that is capable of predicting values for out-of-sample prediction. Here, we estimate a model on each of the synthetic datasets. We then predict values for unseen data in the held out validation sets and summarise all results with an average RMSE.

4.3 The Data Challenge

We envision a data challenge that tests differentially private data synthesizers for potentially different data scenarios (e.g. the baseline scenario, missing data, nested data) in the two related disciplines (training data size and privacy budget). For the challenge, we measure data quality according to Table 2. For a quick comparison of different differentially private data synthesizers we summarize the measures in an easy to read chart (see Figure 3). In this hypothetical example, the yellow polygon displays the performance of a differentially private data synthesizer for the nine measures from above. The further out (the bigger) the edges of the polygon, the better the performance of a synthesizer in that domain. With this chart it is also easy to see whether a particular data synthesizer does well for some measures of data quality, while it fails for others. The ultimate goal should be to balance the performance for all measures.

To document the progress of differentially private data synthesizers, we are maintaining an internet repository at privatesyntheticdata.github.io. We also use the homepage to describe the data challenge more fully. You can learn more about the details for replication, i.e. a summary of the exact specifications for each scenario and each of the three “disciplines”. We understand that researchers who submit a new algorithm do not undermine the challenge, e.g. by tailoring the algorithm to the particular *ex-ante* known data generating process. We also trust that any hyperparameter optimization occurs without explicitly overfitting in a non-private way.

5 Results for a DP-GAN

We now empirically evaluate an easy to implement DP-GAN to establish a first score on our proposed benchmark. Training data is drawn from a data generating process that is in line with our Scenario 1 in Table 1.¹¹ Our training sample has 10'000 observations and 8 attributes (four attributes with continuous data, four attributes with discrete data, one of which contains structural zeros). The GAN network consists of three fully connected hidden layers (256, 128 and 128 neurons) with Leaky ReLu activation functions. We add dropout layers to the hidden layers of the generator with a dropout rate of 50%. The latent noise vector Z is of dimension 32 and independently sampled from a gaussian distribution with mean 0 and standard deviation of 1. To sample from discrete attributes we apply the Gumbel-Softmax conversion (Maddison et al., 2016; Jang et al., 2016) to the output layer of the Generator. During training of the DP-GAN we update the weights of the Discriminator with the DP Adam optimizer as implemented in `tensorflow_privacy`. We keep track of the values of ϵ and δ by using the moments accountant (Abadi et al., 2016; Mironov, 2017). Our final value of ϵ is 1 and δ is $\frac{1}{2N} = 5 \times 10^{-5}$, after training the DP-GAN for 2,000 update steps with mini-batches of 100 examples randomly chosen from the training data.

To evaluate this DP-GAN with our benchmark we produce $l = 10$ training data sets and we train $m = 10$ of our DP-GANs on each of the training data sets. Finally, we produce $n = 10$ differentially private synthetic data sets from each of the trained DP-GANs, leaving us in total with 1'000 differentially private synthetic data sets to assess the data quality.

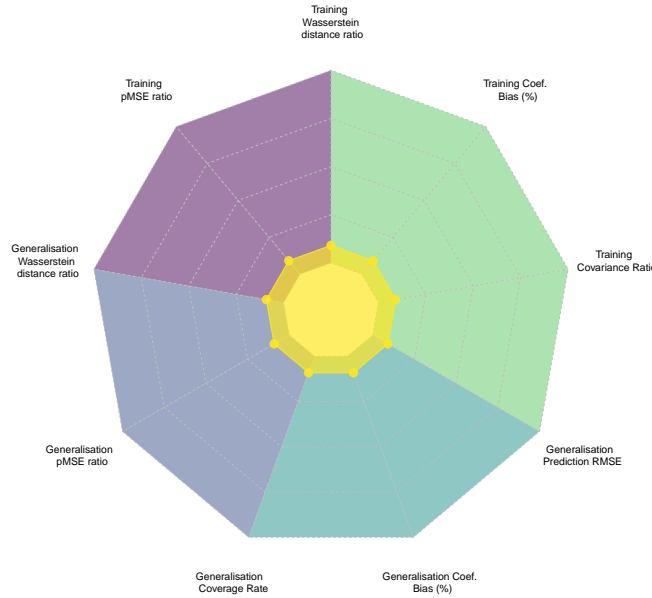


Figure 4: Summary Chart for our baseline DP-GAN.

Figure 4 shows the performance of our DP-GAN for the nine quality measures. Since we do not expect our DP-GAN to achieve a state of the art performance and rather think of it as a first simple baseline, we initialize the summary chart such that our DP-GAN is very close to the center¹². Table 3 shows the individual values of the nine scores.

Without comparing these scores to other differentially private data synthesizers interpretation of the scores is hard. Therefore, we think of our first scores as the baseline, leaving other approaches plenty of room for. improvement.

¹¹Details on the data generating process can be found in the Appendix.

¹²The best score for each of the nine measures is 0, to define the worst score we take our realized score and add 10%.

Table 3: Results for our baseline DP-GAN.

Training Wasserstein distance ratio	10.09
Training pMSE ratio	3522.96
Generalisation Wasserstein distance ratio	10.22
Generalisation pMSE ratio	3505.01
Generalisation Coverage Rate	0.89
Generalisation Coef. Bias (%)	119.93
Generalisation Prediction RMSE	9.39
Training Covariance Ratio	7.72
Training Coef. Bias (%)	115.52

6 Conclusion

Building on scenarios that describe applied researchers’ main data related obstacles we seek to contribute to the development of differentially private data synthesizers and propose a joint and unified benchmark. It is our hope that by formulating a problem that needs to be solved, we offer a focus point for further collaboration across disciplines. Our suite of well defined data generating processes illustrates typical challenges of applied researchers’ data, i.e. discrete data, structural zeros, missing data and nested data. Data generating algorithms should be able to account for these challenges in two different settings: at different levels of privacy and at different amounts of available training data. Finally, to assess the quality of the resulting synthetic data from the vantage point of applied researchers we introduce a set of appropriate data quality measurements along two dimensions: On the one hand similarity towards the training data or the underlying population, on the other hand general and specific data quality. All differentially private data synthesizers should ideally be capable of rising to these challenges under different settings: at different levels of privacy and with different training data sizes. They ideally also synthesize data that is similar to the training sample and generalizes well to the underlying population. Differentially private synthetic data contributes to solving important current challenges. It offers principled privacy guarantees, opening the door to sharing data freely. Access to the statistical information in all the data currently collected promises to open the door wide to a great range of positive externalities – be they in science, government or business.

References

- Abadi, M., Chu, A., Goodfellow, I., McMahan, H. B., Mironov, I., Talwar, K., and Zhang, L. Deep Learning with Differential Privacy. In *Proceedings of the 23rd ACM Conference on Computer and Communications Security*, Vienna, Austria, 2016. ISBN 9781450341394.
- Abowd, J. M. and Lane, J. New Approaches to Confidentiality Protection: Synthetic Data, Remote Access and Research Data Centers. In Domingo-Ferrer, J. and Torra, V. (eds.), *Privacy in Statistical Databases*, volume 3050, pp. 282–289. 2004. ISBN 978-3-540-22118-0.
- Abowd, J. M. and Schmutte, I. M. An economic analysis of privacy protection and statistical accuracy as social choices. *American Economic Review*, 109(1):171–202, 2019.
- Abowd, J. M. and Woodcock, S. D. Multiply-Imputing Confidential Characteristics and File Links in Longitudinal Linked Data. In *Privacy in Statistical Databases*, volume 3050, pp. 290–297. 2004. ISBN 3-540-22118-2.
- Abowd, J. M., Schmutte, I. M., Sexton, W., and Vilhuber, L. Suboptimal provision of privacy and statistical accuracy when they are public goods. *arXiv preprint*, (1906.09353), 2019a.
- Abowd, J. M., Schmutte, I. M., Sexton, W. N., and Vilhuber, L. Why the economics profession must actively participate in the privacy protection debate. In *AEA Papers and Proceedings*, volume 109, pp. 397–402, 2019b.
- Basu, D. Randomization analysis of experimental data: The fisher randomization test. *Journal of the American Statistical Association*, 75(371):575–582, 1980.
- Beaulieu-Jones, B. K., Wu, Z. S., Williams, C., and Greene, C. S. Privacy-Preserving Generative Deep Neural Networks Support Clinical Data Sharing. *bioRxiv*, pp. 159756, 2017.
- Benschop, T., Machingauta, C., and Welch, M. Statistical disclosure control: A practice guide. 2019.
- Bowen, C. M. and Liu, F. Comparative Study of Differentially Private Data Synthesis Methods. *Statistical Science*, forthcoming.
- Caiola, G. and Reiter, J. P. Random Forests for Generating Partially Synthetic, Categorical Data. *Transactions on Data Privacy*, 3(1):27–42, 2010.
- Charest, A.-S. How can we analyze differentially-private synthetic datasets? *Journal of Privacy and Confidentiality*, 2(2), 2010.
- Chen, Y., Taub, J., and Elliot, M. Trade-off between information utility and disclosure risk in ga synthetic data generator. In *Conference Of European Statisticians*, The Hague, 2019.
- Drechsler, J. Some clarifications regarding fully synthetic data. In Domingo-Ferrer, J. and Montes, F. (eds.), *International Conference on Privacy in Statistical Databases*.
- Drechsler, J. *Synthetic Datasets for Statistical Disclosure Control*, volume 53. Springer, 2011. ISBN 9788578110796.
- Drechsler, J. and Reiter, J. P. Disclosure risk and data utility for partially synthetic data: An empirical study using the german iab establishment survey. *Journal of Official Statistics*, 25(4):589–603, 2009.
- Drechsler, J. and Reiter, J. P. Sampling with synthesis: A new approach for releasing public use census microdata. *Journal of the American Statistical Association*, 105(492):1347–1357, 2010.
- Drechsler, J. and Reiter, J. P. An Empirical Evaluation of Easily Implemented, Nonparametric Methods for Generating Synthetic Datasets. *Computational Statistics and Data Analysis*, 55(12):3232–3243, dec 2011.

- Drechsler, J. and Shlomo, N. Preface to the papers on ‘Data confidentiality and statistical disclosure control’. *Journal of the Royal Statistical Society: Series A (Statistics in Society)*, 181(3):607–608, 2018.
- Duncan, G. T., Keller-McNulty, S. A., and Stokes, S. L. Disclosure risk vs. data utility: The r-u confidentiality map. Technical report, 2004.
- Dwork, C. Differential Privacy. In *33rd International Colloquium on Automata, Languages and Programming, part II (ICALP 2006)*, volume 4052, pp. 1–12, Venice, Italy, 2006. Springer Verlag. ISBN 3-540-35907-9.
- Dwork, C. and Naor, M. On the Difficulties of Disclosure Prevention in Statistical Databases or the Case for Differential Privacy. *Journal of Privacy and Confidentiality*, 2(1):93–107, 2010.
- Dwork, C. and Roth, A. The Algorithmic Foundations of Differential Privacy. *Foundations and Trends in Theoretical Computer Science*, 9(3-4):211–407, 2013.
- Dwork, C., McSherry, F., Nissim, K., and Smith, A. Calibrating Noise to Sensitivity in Private Data Analysis. In *Proceedings of the Third Theory of Cryptography Conference*, pp. 265–284, 2006. ISBN 3-540-32731-2.
- Dwork, C., Smith, A., Steinke, T., Ullman, J., and Paulson, J. A. Exposed! a survey of attacks on private data. *Annual Review of Statistics and Its Application*, pp. 61–84, 2017.
- Elliot, M. and Domingo-Ferrer, J. The future of statistical disclosure control. *arXiv preprint*, (1812.09204), 2018.
- Evans, G., King, G., Schwenzfeier, M., and Thakurta, A. Statistically valid inferences from privacy protected data. 2019.
- Fisher, R. *The Design of Experiments*. Oliver & Boyd, Edinburgh & London., 1935.
- Frigerio, L., de Oliveira, A. S., Gomez, L., and Duverger, P. Differentially private generative adversarial networks for time series, continuous, and discrete open data. In *ICT Systems Security and Privacy Protection - 34th IFIP TC 11 International Conference, SEC 2019, Lisbon, Portugal, June 25-27, 2019, Proceedings*, pp. 151–164, 2019.
- Ghosh, A. and Roth, A. Selling privacy at auction. *Games and Economic Behavior*, 91:334–346, 2015.
- Goodfellow, I., Pouget-Abadie, J., Mirza, M., Xu, B., Warde-Farley, D., Ozair, S., Courville, A., and Bengio, Y. Generative Adversarial Nets. *Advances in Neural Information Processing Systems* 27, pp. 2672–2680, 2014.
- Hitaj, B., Ateniese, G., and Perez-Cruz, F. Deep Models Under the GAN: Information Leakage from Collaborative Deep Learning. 2017.
- Huang, Z., McKenna, R., Bissias, G., Miklau, G., Hay, M., and Machanavajjhala, A. Psynldb: Accurate and accessible private data generation. *Proc. VLDB Endow.*, 12(12):1918–1921, August 2019.
- Hundepool, A., Domingo-Ferrer, J., Franconi, L., Giessing, S., Nordholt, E. S., Spicer, K., and De Wolf, P.-P. *Statistical Disclosure Control*. John Wiley & Sons, 2012.
- Jang, E., Gu, S., and Poole, B. Categorical reparameterization with gumbel-softmax. *arXiv preprint arXiv:1611.01144*, 2016.
- Karwa, V., Krivitsky, P. N., and Slavković, A. B. Sharing social network data: Differentially private estimation of exponential family random-graph models. *Journal of the Royal Statistical Society: Series C (Applied Statistics)*, 66(3):481–500, 2017.
- Kinney, S. K., Reiter, J. P., and Berger, J. O. Model Selection When Multiple Imputation is Used to Protect Confidentiality in Public Use Data. *Journal of Privacy and Confidentiality*, 2(2):3–19, 2010.

- Kinney, S. K., Reiter, J. P., Reznick, A. P., Miranda, J., Jarmin, R. S., and Abowd, J. M. Towards Unrestricted Public Use Business Microdata: The Synthetic Longitudinal Business Database. *International Statistical Review*, 79(3): 362–384, 2011.
- Little, R. J. Statistical Analysis of Masked Data. *Journal of Official Statistics*, 9(2):407–426, 1993.
- Liu, F. Model-based differentially private data synthesis. *arXiv preprint:1606.08052*, 2016.
- Loukides, G., Gkoulalas-Divanis, A., and Shao, J. Assessing disclosure risk and data utility trade-off in transaction data anonymization. *International Journal of Software and Informatics*, 6(3):399–417, 2012.
- Maddison, C. J., Mnih, A., and Teh, Y. W. The concrete distribution: A continuous relaxation of discrete random variables. *arXiv preprint arXiv:1611.00712*, 2016.
- Manrique-Vallier, D. and Hu, J. Bayesian Non-Parametric Generation of Fully Synthetic Multivariate Categorical Data in the Presence of Structural Zeros. *Journal of the Royal Statistical Society. Series A: Statistics in Society*, 181(3): 635–647, 2018.
- McClure, D. and Reiter, J. P. Differential Privacy and Statistical Disclosure Risk Measures: An Investigation with Binary Synthetic Data. *Transactions on Data Privacy*, 5(3):535–552, 2012.
- Meng, X.-L. Multiple-imputation inferences with uncongenial sources of input. *Statistical Science*, pp. 538–558, 1994.
- Mironov, I. Rényi differential privacy. In *30th IEEE Computer Security Foundations Symposium, CSF 2017, Santa Barbara, CA, USA, August 21-25, 2017*, pp. 263–275, 2017.
- Nissim, K., Steinke, T., Wood, A., Bun, M., Gaboardi, M., O’Brien, D. R., and Vadhan, S. Differential Privacy: A Primer for a Non-technical Audience * (Preliminary version). (1237235), 2017.
- Purdum, K. and Elliot, M. A case study of the impact of statistical disclosure control on data quality in the individual uk samples of anonymised records. *Environment and Planning A*, 39(5):1101–1118, 2007.
- Raghunathan, T. E., Reiter, J. P., and Rubin, D. B. Multiple imputation for statistical disclosure limitation. *Journal of official statistics*, 19(1):1, 2003.
- Reiter, J. P. Using cart to generate partially synthetic, public use microdata. *Journal of Official Statistics*, 21(3):441–462, 2005a.
- Reiter, J. P. Estimating risks of identification disclosure in microdata. *Journal of the American Statistical Association*, 100(472):1103–1112, 2005b.
- Reiter, J. P. Releasing multiply imputed, synthetic public use microdata: An illustration and empirical study. *Journal of the Royal Statistical Society: Series A (Statistics in Society)*, 168(1):185–205, 2005c.
- Reiter, J. P. and Raghunathan, T. E. The multiple adaptations of multiple imputation. *Journal of the American Statistical Association*, 102(480):1462–1471, 2007.
- Robinson, A. and Turner, K. Hypothesis testing for topological data analysis. *Journal of Applied and Computational Topology*, 1(2):241–261, 2017.
- Rubin, D. B. Discussion: Statistical Disclosure Limitation, 1993.
- Rubin, D. B. Multiple imputation after 18+ years. *American Statistical Association*, 91(434):473–489, 1996.
- Shlomo, N. Statistical disclosure limitation: New directions and challenges. *Journal of Privacy and Confidentiality*, 8 (1), 2018.

- Shokri, R., Theodorakopoulos, G., and Troncoso, C. Privacy games along location traces: A game theoretic framework for optimizing location privacy. *ACM Transactions on Privacy and Security (TOPS)*, 19(4):1–31, 2016.
- Snoke, J., Raab, G., Nowok, B., Dibben, C., and Slavkovic, A. General and specific utility measures for synthetic data. 2016.
- Snoke, J., Raab, G., and Slavkovic, A. General and specific utility measures for synthetic data. *Journal of the Royal Statistical Society. Series A (Statistics in Society)*, 2018.
- Taylor, L., Zhou, X.-H., and Rise, P. A tutorial in assessing disclosure risk in microdata. *Statistics in Medicine*, 37(25): 3693–3706, 2018.
- Torkzadehmahani, R., Kairouz, P., and Paten, B. DP-CGAN: differentially private synthetic data and label generation. *CoRR*, abs/2001.09700, 2020.
- Tripathy, A., Wang, Y., and Ishwar, P. Privacy-Preserving Adversarial Networks. 2017.
- Trottini, M. and Fienberg, S. E. Modelling user uncertainty for disclosure risk and data utility. *International Journal of Uncertainty, Fuzziness and Knowledge-Based Systems*, 10(5):511–527, 2002.
- Van Buuren, S. *Flexible Imputation of Missing Data*. Chapman and Hall/CRC, 2018.
- Woo, M.-J., Reiter, J. P., Oganian, A., and Karr, A. F. Global Measures of Data Utility for Microdata Masked for Disclosure Limitation. *Journal of Privacy and Confidentiality*, 1(1):111–124, 2009.
- Wu, Y., Yang, F., and Ling, H. Privacy-Protective-GAN for Face De-identification. 2018.
- Xie, L., Lin, K., Wang, S., Wang, F., and Zhou, J. Differentially Private Generative Adversarial Network. 2018.
- Xie, X. and Meng, X. L. Dissecting multiple imputation from a multi-phase inference perspective: What happens when god’s, imputer’s and analyst’s models are uncongenial? *Statistica Sinica*, 27(4):1485–1545, 2017.
- Xu, C., Ren, J., Zhang, D., Zhang, Y., Qin, Z., and Ren, K. GANobfuscator: Mitigating Information Leakage under GAN via Differential Privacy. *IEEE Transactions on Information Forensics and Security*, 14(9):1–1, 2019.
- Zhang, J., Cormode, G., Procopiuc, C. M., Srivastava, D., and Xiao, X. Privbayes: Private data release via bayesian networks. *ACM Trans. Database Syst.*, 42(4), October 2017.

A Appendix

A.1 A Brief Introduction to GANs.

The basic idea of a GAN is surprisingly intuitive. At its core, a GAN is a minimax game with two competing actors. A discriminator (D) tries to tell real from synthetic samples and a generator (G) intends to produce realistic synthetic samples from random noise. We use the same illustrative example as Goodfellow et al. (2014) to make GANs (and the adjustments later on) more accessible: “The generative model can be thought of as analogous to a team of counterfeiters, trying to produce fake currency and use it without detection, while the discriminative model is analogous to the police, trying to detect the counterfeit currency. Competition in this game drives both teams to improve their methods until the counterfeits are indistinguishable from the genuine articles.”

In a GAN, the team of counterfeiters (Generator G) is a neural network which is trained to produce realistic synthetic data examples from random noise. The police (discriminator D) is a neural network with the goal to distinguish fake data from real data. The generator network trains to fool the discriminator network. It uses the feedback of the discriminator to generate increasingly realistic “fake” data that should eventually be indistinguishable from the original ones. At the same time, the discriminator is constantly adapting to the more and more improving generating abilities of the generator. Thus, the “threshold” where the discriminator is fooled increases along with the generator’s capability to convincingly generate data similar to the original data. This goes on until equilibrium is reached¹³.

Formally, this two-player minimax game can be written as:

$$\min_G \max_D V(D, G) = \mathbb{E}_{x \sim p_{data}(x)} [\log D(x)] + \mathbb{E}_{z \sim p_z(z)} [\log(1 - D(G(z)))] \quad (6)$$

where $p_{data}(x)$ is the distribution of the real data, X is a sample from $p_{data}(x)$. The generator network $G(z)$ takes as input z from $p(z)$, where z is a random sample from a probability distribution $p(z)$ ¹⁴. Passing the noise z through G then generates a sample of synthetic data feeding the discriminator $D(x)$. The discriminator receives as input a set of labeled data, either real (x) from $p_{data}(x)$ or generated ($G(z)$), and is trained to distinguish between real data and synthetic data¹⁵. D is trained to maximize the probability of assigning the correct label to training examples and samples from $G(z)$. G is trained to minimize $\log(1 - D(G(z)))$. Ultimately, the goal of the discriminator is to maximize function V , whereas the goal of the generator is to minimize it.

The equilibrium point for the GANs is that the G should model the real data and D should output the probability of 0.5 as the generated data is same as the real data – that is, it is not sure if the new data coming from the generator is real or fake with equal probability.¹⁶

¹³Interestingly, a GAN is therefore a dynamic system where the optimisation process is not seeking a minimum, but an equilibrium instead. This is in stark contrast to standard deep learning systems, where the entire loss landscape is static.

¹⁴Usually GANs are set up to either sample from uniform or Gaussian distributions.

¹⁵This is a standard binary classification problem, and thus the standard binary cross-entropy loss with a sigmoid function at the end can be used.

¹⁶Note the connection to the measure of general utility presented by Snoke et al. (2018). The explicit goal of a GAN is to maximize general utility, and therefore a natural way to generate fully synthetic data.

A.2 A Data Generating Process for Scenario 1.

$$x_1 \sim \mathcal{N}(5, 2) \tag{7}$$

$$x_2 \sim \mathcal{N}(-3, 1) \tag{8}$$

$$x_3 \sim \mathcal{BN}(1, 0.7) \tag{9}$$

$$x_4 \sim \mathcal{NB}(0.8, 30) \tag{10}$$

$$x_5 \sim \mathcal{MN}(1, 0.2, 0.3, 0.5) \tag{11}$$

$$x_6 \sim \mathcal{N}(x_3, 50) \tag{12}$$

$$w_1 \sim \mathcal{BN}(1, 0.5) \tag{13}$$

$$w_2 \sim \mathcal{BN}(1, 0.3w_1) \tag{14}$$

$$y \sim \mathcal{N}(x_1 + x_2 + x_3 + x_4 + x_1 * x_4, 20) \tag{15}$$

$$\tag{16}$$