

HybridQA: A Dataset of Multi-Hop Question Answering over Tabular and Textual Data

Wenhu Chen, Hanwen Zha, Zhiyu Chen, Wenhan Xiong, Hong Wang, William Wang

University of California, Santa Barbara, CA, USA

{wenhuchen, hanwen_zha, xwhan}@cs.ucsb.edu,
{zhiyuchen, hongwang600, william}@cs.ucsb.edu

Abstract

Existing question answering datasets focus on dealing with homogeneous information, based either only on text or KB/Table information alone. However, as human knowledge is distributed over heterogeneous forms, using homogeneous information might lead to severe coverage problems. To fill in the gap, we present HYBRIDQA, a new large-scale question-answering dataset that requires reasoning on heterogeneous information. Each question is aligned with a structured Wikipedia table and multiple free-form corpora linked with the entities in the table. The questions are designed to aggregate both tabular information and text information, i.e. lack of either form would render the question unanswerable. We test with three different models: 1) table-only model. 2) text-only model. 3) a hybrid model HYBRIDER which combines both table and textual information to build a reasoning path towards the answer. The experimental results show that the first two baselines obtain compromised scores below 20%, while HYBRIDER significantly boosts EM score to over 50%, which proves the necessity to aggregate both structure and unstructured information in HYBRIDQA. However, HYBRIDER’s score is still far behind human performance, hence we believe HYBRIDQA to an ideal and challenging benchmark to study question answering under heterogeneous information. The dataset and code are available at <https://github.com/wenhuchen/HybridQA>.

1 Introduction

Question answering systems aim to answer any question a user can pose, with evidence provided by either free-form text in Wikipedia (Rajpurkar et al., 2016; Chen et al., 2017; Yang et al., 2018) or structured data like such as Freebase (Berant et al., 2013; Kwiatkowski et al., 2013; Yih et al., 2015; Weston et al., 2015) and WikiTables (Pasupat and

Dataset	Size	#Docs	KB/ Table	Multi-Hop
WebQuestions	5.8K	no	yes	yes
WebQSP	4.7K	no	yes	yes
WebQComplex	34K	no	yes	yes
MetaQA	400k	no	yes	yes
WikiTableQA	22K	no	yes	yes
SQuAD-v1	107K	1	no	no
DROP	99K	1	no	yes
TriviaQA	95K	>1	no	no
HotpotQA	112K	>1	no	yes
Natural-QA	300K	>1	no	yes
HYBRIDQA	70K	>1	yes	yes

Table 1: Comparison of existing datasets, where #docs means the number of documents provided for a specific question. 1) KB-only datasets: WebQuestions (Berant et al., 2013), WebQSP (Yih et al., 2016), WebComplex (Talmor and Berant, 2018), MetaQA (Zhang et al., 2018), WikiTableQuestion (Pasupat and Liang, 2015). 2) Text-only datasets with single passage: like SQuAD (Rajpurkar et al., 2016), DROP (Dua et al., 2019). 3) open-domain Text-Only dataset: TriviaQA (Joshi et al., 2017), HotpotQA (Yang et al., 2018), Natural Questions (Kwiatkowski et al., 2019).

Liang, 2015). As is known, the free-form corpus data has in general great coverage but structured data is better at dealing with complex multi-hop inference due to their nature. There has been some pioneering work on building hybrid question answering (Sun et al., 2019, 2018; Xiong et al., 2019) systems to combine them. These methods use KB-only datasets (Berant et al., 2013; Yih et al., 2015; Talmor and Berant, 2018) to simulate a hybrid setting by randomly masking KB triples and replace them with text corpus. Experimental results have proved decent improvement, which shed lights on the potential of hybrid question answering systems to integrate heterogeneous information. However, the questions of existing datasets as listed in Table 1 are initially designed to use either structured or un-

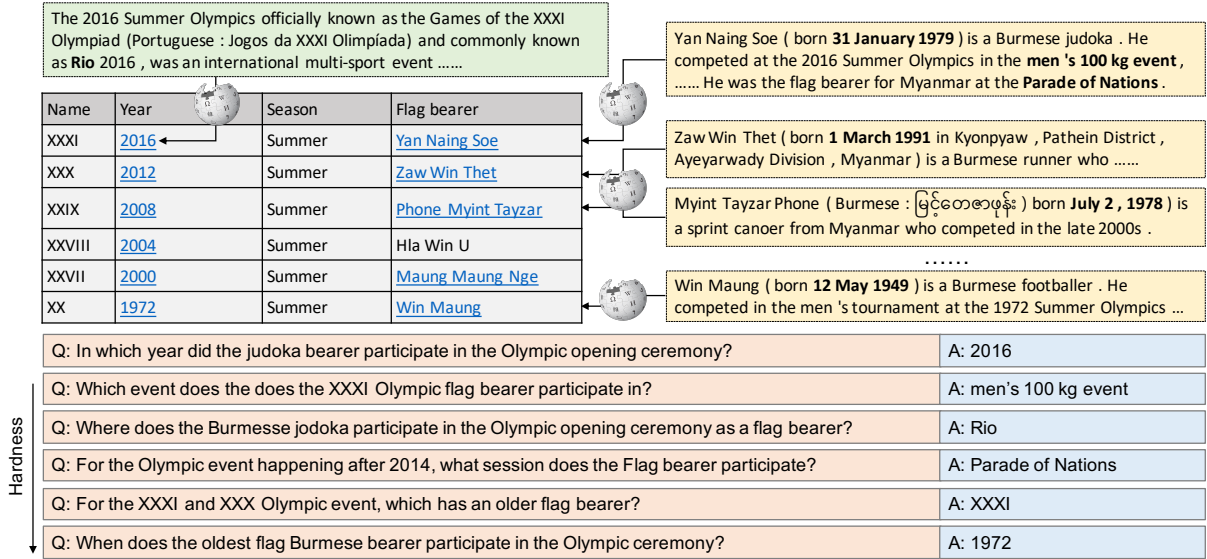


Figure 1: Examples of annotated question answering pairs from Wikipedia page¹. Underlined entities have hyper-linked passages, which are displayed in the boxes. The lower part shows the human-annotated question-answer pairs roughly categorized based on their hardness.

structured information during annotation, there is no guarantee that these questions have to aggregate heterogeneous information to find the answer. Therefore, designing hybrid question answering systems would probably yield very marginal gain over the non-hybrid competitors, which greatly hinders its research development.

To fill in the gap and construct a QA dataset specifically dealing with heterogeneous information, we present HYBRIDQA, which is collected by crowdsourcing based on Wikipedia tables. During annotation, each crowd worker is presented with a table along with its hyperlinked Wikipedia passages to propose questions requiring multi-hop reasoning over both forms of information. The dataset 70K question-answering pairs aligned with 13,000 tables, and each table is associated with an average of 44 passages. Wikitables (Bhagavatula et al., 2013) are curated from high-standard annotators to organize a set of events, persons, locations, etc based on a given theme, and its information is mostly absent in the text. Such a complementary nature makes WikiTables an ideal environment for this problem. To ensure that the answers cannot be hacked by single-hop models or models relying on a single information form, we carefully employ different strategies to calibrate the annotation process.

An example is demonstrated in Figure 1. This table is aimed to describe Burmese flag bearers over different events, where the second column has hyperlinked passages about Olympic games of

different years, and the fourth column has hyper-linked passages about biography individual bearers. The dataset is both multi-hop and hybrid in the following senses: 1) the question requires multiple hops to achieve the answer, each reasoning hop may utilize either tabular or textual information. 2) the answer may come from either the table or any associated passage.

In our experiments, we implement three models: 1) Table-only: SQL parser which parses questions into symbolic queries and executes against tables to retrieve the answer, 2) Passage-only: open-domain RC (reading comprehension) model which uses document retriever to first retrieve passages from the pool and then extract the answer from the document. 3) Table+Passage: a multi-step reasoning model HYBRIDER, which can hop between both information forms to find the answer. Our Experiments show that two baseline models are only able to achieve EM lower than 20% with with single information form, while HYBRIDER can achieve an EM over 50%, which concludes the necessity to do multi-hop reasoning over heterogeneous information on HYBRIDQA. As the HYBRIDER's performance is still much behind the human performance, we believe that it would be a challenging next-problem for the community.

2 Dataset

In this section, we describe how we crawl diverse and high-quality tables with their associated pas-

#Table	#Row/#Column	#Cell	#Links/Table	#Passage	#Words/Passage	#Question	#Words/Question
13,000	15.7/4.4	70	44	293,269	103	70,153	18.9

Table 2: Statistics of Table and Passage in our dataset.

sages, and then describe how we collect hybrid questions which require multi-hop reasoning over both information. To provide an overview, we summarize the statistics of HYBRIDQA in Table 2.

Table/Passage Collection To ease the annotation process, we apply the following rules during table crawling. 1) we need tables with rows between 5 and 20, columns between 3 and 6, we think such a size is most appropriate for the crowd-workers to work on. 2) we restrain the tables to have hyperlinked cells over 35% of its total cells, which provide an abundant amount of textual information complementary to the table. For each hyperlink in the table, we retrieve its Wikipedia page and crop at most the first 12 sentences from its introduction session as the associated passage. 3) we apply some additional rules to avoid tables with too many holes, math equations, special symbols, etc. Finally, we crawl 13,000 high-quality (table, passages) pairs from Wikipedia, which we use for the next annotation step.

Question/Answer Collection We release 13K HITs (human intelligence task) on Amazon Mechanical Turk platform, where each HIT presents the crowd-worker with one crawled Wikipedia table along with its hyperlinked passages. We enforce the worker to write six questions as well as their answers. The question annotation phase is not trivial, as we specifically need questions that rely on both tabular and textual information. In order to achieve that, we exemplify abundant examples in our Amazon Turker interface with detailed explanations to help crowd-workers to understand the essence of the “hybrid” question, which we demonstrate in the Appendix. The annotation guidelines are briefly summarized as follows:

- (a) The question requires multiple steps of reasoning to answer, at least one step over the tabular information and one step over the hyperlinked passage information.
- (b) Table reasoning step specifically includes 1) filter our table rows based on a given constraint like equal/greater/less (e.g. “For the

XXXI Olympic event”), 2) superlative operation over a certain (e.g. “the earliest Olympic event”), 3) hop between two columns in the same row (e.g. “Which event ... participate in ...”), 4) extract information from a certain cell (e.g. “In which year ...”).

- (c) Text reasoning step specifically includes 1) filter out passages based on the certain property (e.g. “the judoka bearer”), 2) extract a span from the passage as the answer or intermediate variable (e.g. “Which event does ...”).
- (d) The answer should be a minimum text span from either a table cell or a specific passage.

Based on the above three criteria, we hire five CS-majored graduate students as our “human expert” to decide the acceptance of a HIT. The average completion time for one HIT is 12 minutes and payment is \$2.3 U.S. dollars.

Annotation De-biasing As has been suggested in previous papers (Kaushik and Lipton, 2018; Chen and Durrett, 2019; Clark et al., 2019), the existing benchmarks on multi-hop reasoning question answering have annotation biases, which makes designing multi-hop models unnecessary. To avoid such annotation biases, we design multiple rules to lower its degree. 1) *Table Bias*: our preliminary study observes that the annotators prefer to ask questions regarding the top part of the table. In order to deal with this issue, we explicitly highlight certain regions in the table to encourage the crowd-worker to raise questions regarding that region. 2) *Passage Bias*: the preliminary study shows that the annotators like to ask questions regarding the first few sentences in the passage. In order to deal with such a bias, we use an algorithm to match the answer with linked passages to find their span and reject the HITs which have all the answers centered around the first few sentences. 3) *Question Bias*: the most difficult bias to deal with is the “fake” hybrid question like “when is 2012 Olympic Burmese runner flag bearer born?” for the table listed in Figure 1. Though it seems that “2012 Olympic” is needed to perform hop operation on the table, the “runner flag bearer” already reviews bearer as “Zaw

Win Thet” because there is no other runner bearer in the table. With that said, reading the passage of “Zaw Win Thet” alone can simply lead to the answer. In order to cope with such a bias, we incorporate “human experts” and design an interface to help them spot such questions and reject them.

Statistics After we harvest the human annotations from 13K HITs (78K questions), we trace back the answers to its source (table or passage). Then we apply several rules to further filter out low-quality annotations: 1) the answer cannot be found from either table or passage, 2) the answer is longer than 20 words, 3) using a TF-IDF retriever can directly find the answer passage with high similarity without relying on tabular information.

After filtering, we end up having 70,153 question-answer pairs in our release version. As our goal is to solve multi-hop hybrid questions that require a deeper understanding of heterogeneous information, we follow HotpotQA (Yang et al., 2018), we propose to construct a more challenging dev/test split in our benchmark. Specifically, we use some heuristic statistical features like the “size of the table”, “similarity between answer passage and question”, “whether question directly mentions the table field”, etc to classify the question into roughly two difficulty levels, namely simple (65%) and hard (35%). We construct our dev and test set by sampling half-half from the two categories. We summarize the split in Table 3.

Split	Train	Dev	Test	Total
In-Passage	35,498	2,040	2,049	39,587 (56.4%)
In-Table	27,670	1,451	1,445	30,566 (43.5%)
Total	63,168	3,491	3,494	70,153

Table 3: Data Split: In-Table means the answer comes from plain text in the table, and In-Passage means the answer comes from certain passage.

3 Data Analysis

In this section, we analyze the types of questions, types of answers and types of multi-hop reasoning observed in the dataset.

Question Types We heuristically identified question types for each collected question. To identify the question type, we locate the central question word (CQW) in the question and take the neighboring three tokens (Yang et al., 2018) to determine the question types. We visualize the distribution in Fig-

ure 2, which demonstrates the syntactic diversity of the questions in HYBRIDQA.



Figure 2: The type of questions in HYBRIDQA, question types are extracted using rules starting at the question words or preposition before them.

Answer Types We further sample 100 examples from the dataset and present the types of answers in Table 4. As can be seen, it covers a wide range of answer types. Compared to (Yang et al., 2018), our dataset covers more number-related or date-related questions, which reflects the nature of tabular data.

Answer Type	%	Example(s)
Location	22	Balestier Road, Atlanta
Number	22	762 metres (2,500 ft) , 15,000
Date	20	April 25 , 1994, 1913
Person	15	Brbel Wckel, Jerry
Group	3	Hallmark Entertainment
Event	3	Battle of Hlobane
Artwork	1	Songmaster
Adjective	4	second-busiest
Other proper noun	8	Space Opera, CR 131
Common noun	1	other musicians

Table 4: Types of answers in HYBRIDQA.

Multi-hop Reasoning Types To better understand the multi-hop reasoning patterns in HYBRIDQA, we demonstrate the most prominent ones in Figure 3, and most of these patterns require two or three hops to find the answer.

1) Type I question (24.4%) relies on Table \rightarrow Passage chain, it first uses a table-wise constraint (e.g. equal/greater/less/first/last/argmax/argmin) to locate a certain cell in the table, and then hop to its

<div>Type I (T+P)</div> <div>Q: Where was the XXXI Olympic held? A: Rio</div>	<div><div><div>Name</div><div>Event year</div></div><div><div>XXXI</div><div>2016</div></div></div> <div>... commonly known as Rio 2016 , was an international multi-sport event</div>
<div>Type II (P+T)</div> <div>Q: What was the name of the Olympic event held in Rio? A: XXXI</div>	<div><div><div>Name</div><div>Event year</div></div><div><div>XXXI</div><div>2016</div></div></div> <div>... commonly known as Rio 2016 , was an international multi-sport event</div>
<div>Type III (P+T+P)</div> <div>Q: When was the flag bearer of Rio Olympic born? A: 31 January 1979</div>	<div><div><div>Yan Naing Soe (born 31 January 1979) ...</div><div><div>Flag Bearer</div><div>Event year</div></div><div><div>Yan Naing Soe</div><div>2016</div></div></div><div>... commonly known as Rio 2016 , was an international</div></div>
<div>Type IV (T&S)</div> <div>Q: Which male bearer participated in Men's 100kg event in the Olympic game? A: Yan Naing Soe</div>	<div><div><div>Yan Naing Soe ... Men's 100kg event</div><div><div>Flag Bearer</div><div>Gender</div></div><div><div>Yan Naing Soe</div><div>Male</div></div></div><div><div><div>Zaw Win Thet ... Men's 400m running</div><div><div>Flag Bearer</div><div>Gender</div></div><div><div>Zaw Win Thet</div><div>Male</div></div></div></div></div>
<div>Type V (T-Compare P-Compare)</div> <div>Q: For the 2012 and 2016 Olympic Event, when was the younger flag bearer born? A: 1 March 1991</div>	<div><div><div>Yan Naing Soe (born 31 January 1979) ...</div><div><div>Flag Bearer</div><div>Event year</div></div><div><div>Yan Naing Soe</div><div>2016</div></div></div><div><div><div>Zaw Win Thet (born 1 March 1991)</div><div><div>Flag Bearer</div><div>Event year</div></div><div><div>Zaw Win Thet</div><div>2012</div></div></div></div></div>
<div>Type VI (T-Superlative P-Superlative)</div> <div>Q: When did the youngest Burmese flag bearer participate in the Olympic opening ceremony? A: 2012</div>	<div><div><div>Yan ... 31 January 1979) ...</div><div><div>Flag Bearer</div><div>Event year</div></div><div><div>Yan Naing Soe</div><div>2016</div></div></div><div><div><div>Zaw ... 1 March 1991) ...</div><div><div>Flag Bearer</div><div>Event year</div></div><div><div>Zaw Win Thet</div><div>2012</div></div></div><div><div><div>Myint ... July 2, 1978) ...</div><div><div>Flag Bearer</div><div>Event year</div></div><div><div>Phone Myint Tayzar</div><div>2008</div></div></div></div></div></div>

Figure 3: Illustration of different types of multi-hop questions.

neighboring hyperlinked cell within the same row, finally extracts a text span from the passage of the hyperlinked cell as the answer.

2) Type II question (21.3%) relies on Passage → Table chain, it first uses cues present in the question to retrieve related passage, which traces back to certain hyperlinked cells in the table, and then hop to a neighboring cell within the same row, finally extracts text span from that cell.

3) Type III question (38.1%) relies on Passage → Table → Passage chain, it follows the same pattern as Type II, but in the last step, it hops to a hyperlinked cell and extracts answer from its linked passage. This is the most common pattern.

4) Type IV question (18.2%) relies on Passage & Table to identify a hyperlinked cell jointly using table constraint and passage similarity, and then extract the plain text from that cell as the answer.

5) Type V question (3.1%) involves two parallel reasoning chain, while the comparison is involved in the intermediate step to find the answer.

6) Type VI questions (0.8%) involve multiple reasoning chains, while superlative is involved in the intermediate step to obtain the correct answer.

4 Model

In this section, we propose three models we use to perform question answering on HYBRIDQA.

4.1 Table-Only Model

In this setting, we design a model that can only rely on the tabular information to find the answer. Our model is based on the SQL semantic parser (Zhong et al., 2017; Xu et al., 2017), which uses a neural network to parse the given questions into a symbolic form and execute against the table. We follow the SQLNet (Xu et al., 2017) to flatten the prediction of the whole SQL query into a slot filling procedure. More specifically, our parser model first encode the input question q using BERT (Devlin et al., 2019) and then decode the aggregation, target, condition separately as described in Figure 4. The aggregation slot can have the following values of “argmax, argmin, argmax-date, argmin-date”, the target and condition slots have their potential values based on the table field and its corresponding entries. Though we do not have the groundtruth annotation for these simple SQL queries, we are able to use heuristics to infer them from the denotation. We use the synthesized question-SQL pairs to train the parser model.

4.2 Passage-Only Model

In this setting, we design a model that only uses the hyperlinked passages from the given table to find the answer. Our model is based on DrQA (Chen et al., 2017), which first uses an ensemble of several retrievers to retrieve related documents and then concatenate several documents together to do read-

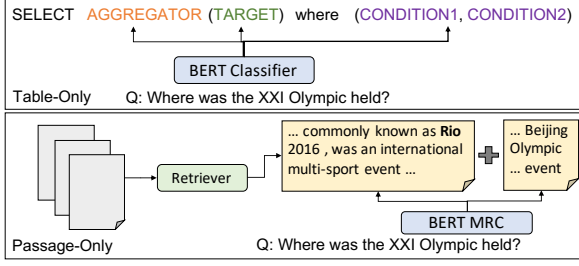


Figure 4: Illustration of the table-only and passage-only baselines, both are based on BERT Encoder.

ing comprehension with the state-of-the-art BERT model (Devlin et al., 2019). The basic architecture is depicted in Figure 4, where we use the retriever to retrieve the top-5 passages from the pool and then concatenate them as a document for the MRC model, and the maximum length of the concatenated document is set to 512.

4.3 HYBRIDER

In order to cope with heterogeneous information, we propose a novel architecture called HYBRIDER. We divide the model into two phases as depicted in Figure 6 and describe them separately below:

Linking This phase is aimed to link questions to their related cells from two sources:

- Cell Matching: it aims to link cells explicitly mentioned by the question. The linking consists of three criteria, 1) the cell’s value is explicitly mentioned, 2) the cell’s value is greater/less than the mentioned value in question, 3) the cell’s value is maximum/minimum over the whole column if the question involves superlative words.
- Passage Retriever: it aims to link cells implicitly mentioned by the question through its hyper-linked passage. The linking model consists of a TD-IDF retriever with 2-3 gram lexicon and a longest-substring retriever, this ensemble retriever calculates the distances with all the passages in the pool and highlight the ones with cosine distance lower than a threshold τ . The retrieved passages are mapped back the linked cell in the table.

We call the set of cells from these two sources as “retrieved cells” denotes by \mathcal{C} . Each retrieved cell c is encoded by 5-element tuple (content, location, description, source, score). Content represents the string representation in the table, Location refers to the absolute row and column index in the table, description refers to the evidence sentence in the hyperlinked passage,

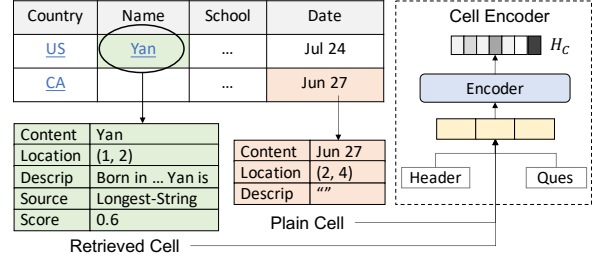


Figure 5: Illustration of cell encoder of retrieved (green) and plain cells (orange).

which gives highest similarity score to question, source denotes where the entry comes from (e.g. equal/argmax/passage/etc), score denotes the score of linked score normalized to $[0, 1]$.

Reasoning This phase is aimed to model the multi-hop reasoning in the table and passage, we specifically break down the whole process into three stages, namely the ranking stage $p_f(c|q, \mathcal{C})$, hoping stage $p_h(c'|q, c)$, and the reading comprehension stage $p_r(a|P, q)$. These three stages are modeled with three different neural networks. We first design a cell encoding scheme to encode each cell in the table as depicted in Figure 5: 1) for “retrieved cells”, it contains information for retrieval source and score, 2) for “plain cells” (not retrieved), we set the information in source and score to empty. We concatenate them with their table field and question, and then fed into a encoder module (BERT) to obtain its vector representation H_c .

1) Ranking model: As the “retriever cells” contain many noises, we leverage a ranker model to predict the “correct” linked cells for the next stage. Specifically, this model takes each cell c along with its neighboring \mathcal{N}_c (cells in the same row) and feed them all into the cell encoder to obtain their representations $\{H_c\}$. The representations are aggregated and further fed to a feed-forward neural network to obtain a score s_c , which is normalized over the whole set of linked cell \mathcal{C} as follows:

$$p_f(c|q, \mathcal{C}) = \frac{\exp(s_c)}{\sum_{c' \in \mathcal{C}} \exp(s_{c'})} \quad (1)$$

2) Hop model: this model takes the predicted cell from the previous stage and then decide which neighboring cell or itself to hop to. Specifically, we represent each hop pair $(c \rightarrow c')$ using their concatenated representation $H_{c,c'} = [H_c, H_{c'}]$. The representation is fed to a feed-forward neural network to obtain a hop score $s_{c,c'}$, which is normal-

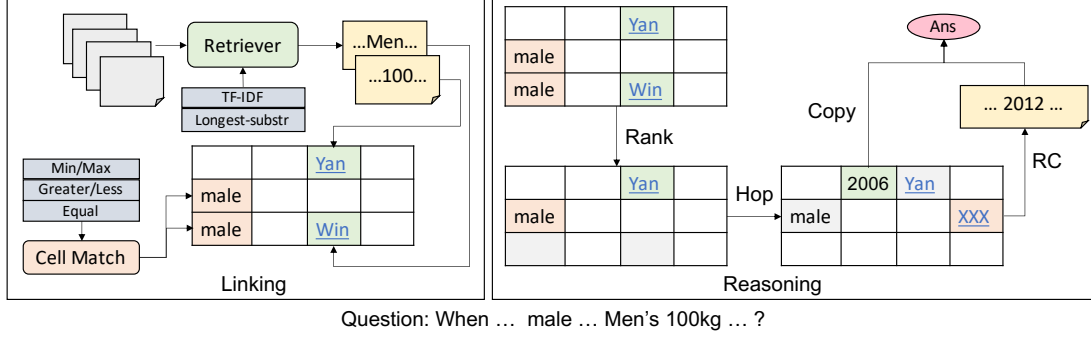


Figure 6: Illustration of the proposed model to perform multi-hop reasoning over table and passage information.

ized over all the possible end cells as follows:

$$p_f(c'|q, c) = \frac{\exp(s_{c,c'})}{\sum_{c'' \in \mathcal{N}_c \cup c} \exp(s_{c,c''})} \quad (2)$$

3) RC model: this model finally takes the hopped cell c from last stage and find answer from it. If the cell is not hyperlinked, the RC model will simply output its plain text as the answer, otherwise, the plain text of the cell is prepended to the linked passage $P(c)$ for reading comprehension. The prepended passage P and the question are given as the input to the question answering model to predict the score of answer's start and end index as $g_s(P, q, index)$ and $g_e(P, q, index)$, which are normalized over the whole passage $|P|$ to calculate the likelihood $p_r(a|P, q)$ as follows:

$$p_r(a|P, q) = \frac{\exp(g_s(P, q, a_s))}{\sum_{i \in |P|} \exp(g_s(P, q, i))} \frac{g_s(P, q, a_e)}{\sum_{i \in |P|} g_e(P, q, i)} \quad (3)$$

where a_s is the start index of answer a and a_e is the end index of answer a .

By breaking the reasoning process into the above three stages, we manage to cover the Type-I/II/III/VI questions well. For example, the Type-III question first uses the ranking model to select the most likely cell from retrievers, and then use the hop model to jump to neighboring hyperlinked cell, finally use the RC model to extract the answer.

Training & Inference The three-stage decomposition breaks the question answering likelihood $p(a|q, T)$ into the following marginal probability:

$$\sum_{c \in \mathcal{C}} p_f(c|q, \mathcal{C}) \sum_{c' \in \mathcal{N}_c; a \in P(c')} p_f(c'|c, q) p_r(a|P(c'), q)$$

where the marginalization is over all the linked cells c , and all the neighboring cell with answer a in its plain text or linked passages. However, directly maximizing the marginal likelihood is unnecessarily complicated as the marginalization leads

to huge computation cost. Therefore, we propose to train the three models independently and then combine them to do inference.

By using the source location of answers, we are able to 1) infer which cells c in the retrieved set \mathcal{C} are actually valid, which can be applied to train the ranking model, 2) infer which cell it hops to get the answer, which we can be applied to train the hop model. The synthesized reasoning path though contain noise, can be used to train the ranking and hop models in a weakly supervised manner. For the RC model, we use the passages containing the groundtruth answer to train it. The independent training avoids the marginalization computation to greatly decrease the computation and time cost.

During inference, we apply these three models sequentially to get the answer. Specifically, we use greedy search at first two steps to remain only the highest probably cell and finally extract the answer from it using the RC model.

5 Experiments

In this section, we mainly discuss the settings of our experiments and the quantitative results.

5.1 Experimental Setting

In the linking phase, we set the retrieval threshold τ to a specific value. All the passages having distance lower than τ will be retrieved and fed as input to the reasoning phase. If there is no passage that has been found with a distance lower than τ , we will simply use the document with the lowest distance as the retrieval result. Increasing τ can increase the recall of correct passages, but also increase the difficulty of the filter model in the reasoning step.

In the reasoning phase, we mainly utilize BERT (Devlin et al., 2019) as our backend for the neural encoder models for the cells and passages due to its large capacity to accommodate unseen

Model	Dev			Test		
	In-Table	In-Passage	Total	In-Table	In-Passage	Total
	EM/F1	EM/F1	EM/F1	EM/F1	EM/F1	EM/F1
Table-Only	14.7/19.1	2.4/4.5	8.4/12.1	14.2/18.8	2.6/4.7	8.3/11.7
Passage-Only	9.2/13.5	26.1/32.4	19.5/25.1	8.9/13.8	25.5/32.0	19.1/25
HYBRIDER (BERT-base-uncased, $\tau=0.7$)	58.7/64.0	47.3/55.7	51.7/58.9	59.1/64.3	46.4/54.6	51.3/58.4
HYBRIDER (BERT-base-uncased, $\tau=0.8$)	61.0/66.3	47.1/55.9	52.5/59.9	61.9/67.2	44.9/53.9	51.4/59.1
HYBRIDER (BERT-base-uncased, $\tau=0.9$)	59.2/65.0	47.0/55.7	52.0/59.3	59.7/65.5	45.6/54.1	51.2/58.7
HYBRIDER (BERT-base-cased, $\tau=0.7$)	59.8/65.1	48.6/56.8	52.9/60.1	58.7/63.9	47.8/55.9	52.0/59.0
HYBRIDER (BERT-base-cased, $\tau=0.8$)	60.2/65.6	48.9/57.1	53.2/60.4	59.1/64.2	48.2/56.3	52.4/59.4
HYBRIDER (BERT-large-uncased, $\tau=0.7$)	60.2/65.3	50.9/59.3	54.5/61.7	60.3/65.5	48.9/57.6	53.3/60.5
HYBRIDER (BERT-large-uncased, $\tau=0.8$)	61.2/66.5	50.7/59.0	55.1/62.5	61.9/67.4	47.9/57.0	53.5/61.0

Table 5: Experimental results of different models, In-Table refers to the subset of questions which have their answers in the table, In-Passage refers to the subset of questions which have their answer in a certain passage.

entity words. Specifically, we use four BERT variants provided by huggingface library², namely bert-base-uncased, bert-base-cased, bert-large-uncased and bert-large-cased. We train the reasoning modules all for 3.0 epochs and save their checkpoint file at the end of each epoch. The filtering, hop, and RC models are all using AdamW (Loshchilov and Hutter, 2017) optimizer with learning rates of $2e-6$, $5e-6$ and $3e-5$. We held out a small development set to do model selection on the saved checkpoints and use the most performant ones in inference.

5.2 Evaluation

Following previous work (Rajpurkar et al., 2016), we use exact match (EM) and F1 as two evaluation metrics. F1 metric measures the average overlap between the prediction and ground truth answers.

We assess human performance on a held-out set from the test set containing 500 instances. To evaluate human performance, we distribute each question along with its table to crowd-workers and compare their answer with the groundtruth answer. We obtain an estimated accuracy of EM=88.2 and F1=93.5, which is higher than both SQuAD (Rajpurkar et al., 2016) and HotpotQA (Yang et al., 2018). The higher accuracy is due to the In-Table questions (over 40%), which have much lesser ambiguity than the text-span questions.

5.3 Experimental Results

We demonstrate the experimental results for different models in Table 5, where we list fine-grained accuracy over the questions with answers in the cell and passage separately. The In-Table questions are remarkably simpler than In-Passage question because they do not the RC reasoning step, the overall

accuracy is roughly 8-10% higher than its counterpart. With the experimented model variants, the best accuracy is achieved with BERT-large-uncased as backend, which can beat the BERT-base-uncased by roughly 2%. However, its performance is still far lagged behind human performance, leaving ample room for the future research.

Heterogeneous Reasoning From Table 5, we can clearly observe that using either Table-Only or Passage-Only model achieves a poor accuracy below 20%. In contrast, the proposed HYBRIDER can achieve up to 50% EM increase by leveraging both structured and unstructured data during reasoning. It strongly supports the necessity to do heterogeneous reasoning in HYBRIDQA.

Retriever Threshold We also experiment with different retriever modes (different τ threshold). Apparently, having an aggressive retriever will increase the recall of the mentioned cells, but it increases the burden to the ranking model in the reasoning phase. Having a passive retriever can guarantee the precision of predicted cells, but it also potentially miss evidence/cues for the following reasoning phase to rely upon. With that being said, there exist trade-offs between these different modes. In Table 5, we experiment with different τ and find that $\tau = 0.8$ practically yields an overall better accuracy than the other settings.

5.4 Error Analysis

To analyze the cause of the errors in HYBRIDER, we propose to break down into four types as Figure 7. Concretely, linking error is caused by the retriever/linker, which fails to retrieve the most relevant cell in the linking phase. In the reasoning phase: 1) ranking error is caused by the ranking model, which fails to assign a high score to the correct retrieved cell. 2) hop error occurs when the

²<https://github.com/huggingface/transformers>

correctly ranked cell couldn't hop to the answer cell. 3) RC error refers to the hoped cell is correct, but the RC model fails to extract the correct text span from it. We perform our analysis on the

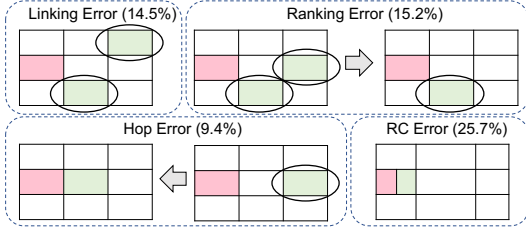


Figure 7: The error types of HYBRIDER based on its phase and stage. Pink cell means the answer cell, green cell means the model's predicted cell.

full dev set based on the bert-based-uncased model ($\tau=0.7$), as indicated in Figure 7, the errors are quite uniformly distributed into the four categories except the reading comprehension step is slightly more erroneous. Based on the step-wise error analysis, we can compute its product as $(1 - 0.145) \times (1 - 0.152) \times (1 - 0.094) \times (1 - 0.257) = 0.49$ and find that the result corresponds well with the overall accuracy $EM = 0.51$, which demonstrates the necessity to perform each reasoning step correct in order find the answer.

By breaking down the reasoning into steps, HYBRIDER layouts strong explainability about its rationale, but it also causes error propagation, i.e. the mistakes made in the earlier stage are non-reversible in the following stage. We believe future research on building an end-to-end reasoning model could alleviate such an error propagation problem between different stages in HYBRIDER.

6 Related Work

Text-Based QA Since the surge of SQuAD (Rajpurkar et al., 2016) dataset, there have been numerous efforts to tackle the machine reading comprehension problem. Different datasets like DrQA (Chen et al., 2017), TriviaQA (Joshi et al., 2017), SearchQA (Dunn et al., 2017) and DROP (Dua et al., 2019) have been proposed. As the SQuAD (Rajpurkar et al., 2016) questions that are relatively simple because they usually require no more than one sentence in the paragraph to answer. The following datasets further challenge QA model's capability to handle different scenarios like open-domain, long context, multi-hop, discrete operations, etc. There has been a huge success to prove that the deep learning model can show strong

competence in terms of understanding text-only evidence. Unlike these datasets, HYBRIDQA leverages structured information in the evidence form, where the existing models are not able to handle, which distinguishes it from the other datasets.

KB/Table-Based QA Question Answering on the knowledge base or tables has been studied for decades, the structured graph information is known unambiguous and compositional, which absorbs lots of interests from the community. Recently, there have been multiple datasets like WebQuestion (Berant et al., 2013), ComplexWebQuestions (Talmor and Berant, 2018), WebQuestionSP (Yih et al., 2015) on using FreeBase to answer natural questions. Besides KB, structured or semi-structured tables are also an interesting form. Different datasets like WikiTableQuestions (Pasupat and Liang, 2015), WikiSQL (Zhong et al., 2017), SPIDER (Yu et al., 2018), TabFact (Wenhu Chen and Wang, 2020) have been proposed to build models which can interact with such structured information. However, both KB and tables are known to suffer from low coverage issues. Therefore, HYBRIDQA combine tables with free-form text as a complementary information source to answer natural questions.

Hybrid QA There is some pioneering work on designing hybrid question answering systems to aggregate heterogeneous information. GRAFT (Sun et al., 2018) proposes to use the early fusion system and use heuristics to build a question-specific subgraph that contains sentences from corpus and entities, facts from KB. PullNet (Sun et al., 2019) improves over GRAFT to use an integrated framework that dynamically learns to retrieve and reason over heterogeneous information to find the best answers. More recently, KAREader (Xiong et al., 2019) proposes to reformulate the questions in latent space by reading retrieved text snippets under KB-incomplete cases. These models simulate a KB-incomplete scenario by masking out triples from KB to test the model's performance. In contrast, the questions in HYBRIDQA are inherently hybrid in the sense that it requires both information forms to reason, which makes our testbed more realistic.

7 Conclusion

We present HYBRIDQA, which is collected as the first hybrid question answering dataset over both

tabular and textual data. We release the data to facilitate the current research on using heterogeneous information to answer real-world questions. We design HYBRIDER as a strong baseline and offer interesting insights about the model. We believe HYBRIDQA is an interesting yet challenging next-problem for the community to solve.

References

- Jonathan Berant, Andrew Chou, Roy Frostig, and Percy Liang. 2013. Semantic parsing on freebase from question-answer pairs. In *Proceedings of the 2013 conference on empirical methods in natural language processing*, pages 1533–1544.
- Chandra Sekhar Bhagavatula, Thanapon Noraset, and Doug Downey. 2013. Methods for exploring and mining tables on wikipedia. In *Proceedings of the ACM SIGKDD Workshop on Interactive Data Exploration and Analytics*, pages 18–26.
- Danqi Chen, Adam Fisch, Jason Weston, and Antoine Bordes. 2017. Reading wikipedia to answer open-domain questions. In *Proceedings of the 55th Annual Meeting of the Association for Computational Linguistics (Volume 1: Long Papers)*, pages 1870–1879.
- Jifan Chen and Greg Durrett. 2019. Understanding dataset design choices for multi-hop reasoning. In *Proceedings of the 2019 Conference of the North American Chapter of the Association for Computational Linguistics: Human Language Technologies, Volume 1 (Long and Short Papers)*, pages 4026–4032.
- Christopher Clark, Mark Yatskar, and Luke Zettlemoyer. 2019. Don’t take the easy way out: Ensemble based methods for avoiding known dataset biases. *arXiv preprint arXiv:1909.03683*.
- Jacob Devlin, Ming-Wei Chang, Kenton Lee, and Kristina Toutanova. 2019. Bert: Pre-training of deep bidirectional transformers for language understanding. In *Proceedings of the 2019 Conference of the North American Chapter of the Association for Computational Linguistics: Human Language Technologies, Volume 1 (Long and Short Papers)*, pages 4171–4186.
- Dheeru Dua, Yizhong Wang, Pradeep Dasigi, Gabriel Stanovsky, Sameer Singh, and Matt Gardner. 2019. Drop: A reading comprehension benchmark requiring discrete reasoning over paragraphs. In *Proceedings of the 2019 Conference of the North American Chapter of the Association for Computational Linguistics: Human Language Technologies, Volume 1 (Long and Short Papers)*, pages 2368–2378.
- Matthew Dunn, Levent Sagun, Mike Higgins, V Ugur Guney, Volkan Cirić, and Kyunghyun Cho. 2017. Searchqa: A new q&a dataset augmented with context from a search engine. *arXiv preprint arXiv:1704.05179*.
- Mandar Joshi, Eunsol Choi, Daniel S Weld, and Luke Zettlemoyer. 2017. Triviaqa: A large scale distantly supervised challenge dataset for reading comprehension. In *Proceedings of the 55th Annual Meeting of the Association for Computational Linguistics (Volume 1: Long Papers)*, pages 1601–1611.
- Divyansh Kaushik and Zachary C Lipton. 2018. How much reading does reading comprehension require? a critical investigation of popular benchmarks. In *Proceedings of the 2018 Conference on Empirical Methods in Natural Language Processing*, pages 5010–5015.
- Tom Kwiatkowski, Eunsol Choi, Yoav Artzi, and Luke Zettlemoyer. 2013. Scaling semantic parsers with on-the-fly ontology matching. In *Proceedings of the 2013 conference on empirical methods in natural language processing*, pages 1545–1556.
- Tom Kwiatkowski, Jennimaria Palomaki, Olivia Redfield, Michael Collins, Ankur Parikh, Chris Alberti, Danielle Epstein, Illia Polosukhin, Jacob Devlin, Kenton Lee, et al. 2019. Natural questions: a benchmark for question answering research. *Transactions of the Association for Computational Linguistics*, 7:453–466.
- Ilya Loshchilov and Frank Hutter. 2017. Decoupled weight decay regularization. *ICLR 2019*.
- Panupong Pasupat and Percy Liang. 2015. Compositional semantic parsing on semi-structured tables. In *Proceedings of the 53rd Annual Meeting of the Association for Computational Linguistics and the 7th International Joint Conference on Natural Language Processing (Volume 1: Long Papers)*, pages 1470–1480.
- Pranav Rajpurkar, Jian Zhang, Konstantin Lopyrev, and Percy Liang. 2016. Squad: 100,000+ questions for machine comprehension of text. In *Proceedings of the 2016 Conference on Empirical Methods in Natural Language Processing*, pages 2383–2392.
- Haitian Sun, Tania Bedrax-Weiss, and William Cohen. 2019. Pullnet: Open domain question answering with iterative retrieval on knowledge bases and text. In *Proceedings of the 2019 Conference on Empirical Methods in Natural Language Processing and the 9th International Joint Conference on Natural Language Processing (EMNLP-IJCNLP)*, pages 2380–2390.
- Haitian Sun, Bhuwan Dhingra, Manzil Zaheer, Kathryn Mazaitis, Ruslan Salakhutdinov, and William Cohen. 2018. Open domain question answering using early fusion of knowledge bases and text. In *Proceedings of the 2018 Conference on Empirical Methods in Natural Language Processing*, pages 4231–4242.

- Alon Talmor and Jonathan Berant. 2018. The web as a knowledge-base for answering complex questions. In *Proceedings of the 2018 Conference of the North American Chapter of the Association for Computational Linguistics: Human Language Technologies, Volume 1 (Long Papers)*, pages 641–651.
- Jianshu Chen Yunkai Zhang Hong Wang Shiyang Li Xiyu Zhou Wenhui Chen, Hongmin Wang and William Yang Wang. 2020. Tabfact : A large-scale dataset for table-based fact verification. In *International Conference on Learning Representations (ICLR)*, Addis Ababa, Ethiopia.
- Jason Weston, Antoine Bordes, Sumit Chopra, Alexander M Rush, Bart van Merriënboer, Armand Joulin, and Tomas Mikolov. 2015. Towards ai-complete question answering: A set of prerequisite toy tasks. *arXiv preprint arXiv:1502.05698*.
- Wenhan Xiong, Mo Yu, Shiyu Chang, Xiaoxiao Guo, and William Yang Wang. 2019. Improving question answering over incomplete kbs with knowledge-aware reader. In *Proceedings of the 57th Annual Meeting of the Association for Computational Linguistics*, pages 4258–4264.
- Xiaojun Xu, Chang Liu, and Dawn Song. 2017. Sqlnet: Generating structured queries from natural language without reinforcement learning. *arXiv preprint arXiv:1711.04436*.
- Zhilin Yang, Peng Qi, Saizheng Zhang, Yoshua Bengio, William Cohen, Ruslan Salakhutdinov, and Christopher D Manning. 2018. Hotpotqa: A dataset for diverse, explainable multi-hop question answering. In *Proceedings of the 2018 Conference on Empirical Methods in Natural Language Processing*, pages 2369–2380.
- Wen-tau Yih, Ming-Wei Chang, Xiaodong He, and Jianfeng Gao. 2015. Semantic parsing via staged query graph generation: Question answering with knowledge base. In *Proceedings of the 53rd Annual Meeting of the Association for Computational Linguistics and the 7th International Joint Conference on Natural Language Processing (Volume 1: Long Papers)*, pages 1321–1331.
- Wen-tau Yih, Matthew Richardson, Christopher Meek, Ming-Wei Chang, and Jina Suh. 2016. The value of semantic parse labeling for knowledge base question answering. In *Proceedings of the 54th Annual Meeting of the Association for Computational Linguistics (Volume 2: Short Papers)*, pages 201–206.
- Tao Yu, Rui Zhang, Kai Yang, Michihiro Yasunaga, Dongxu Wang, Zifan Li, James Ma, Irene Li, Qingning Yao, Shanelle Roman, et al. 2018. Spider: A large-scale human-labeled dataset for complex and cross-domain semantic parsing and text-to-sql task. In *Proceedings of the 2018 Conference on Empirical Methods in Natural Language Processing*, pages 3911–3921.
- Yuyu Zhang, Hanjun Dai, Zornitsa Kozareva, Alexander J Smola, and Le Song. 2018. Variational reasoning for question answering with knowledge graph. In *Thirty-Second AAAI Conference on Artificial Intelligence*.
- Victor Zhong, Caiming Xiong, and Richard Socher. 2017. Seq2sql: Generating structured queries from natural language using reinforcement learning. *arXiv preprint arXiv:1709.00103*.

A Appendices

A.1 Answer Distribution

To demonstrate the effectiveness of annotation debiasing strategies, we plot the distribution over the answer location in terms of both table and passage. We first normalize each table to the maximum allowed size of 20 rows by 6 columns. For each answer, we find its source location in the table and then plot its distribution in Figure 8. As can be seen, though the first few rows and the last few rows are still more favorable than the others, overall the distribution is quite uniform. For each answer coming from the passage, we normalize the starting character index of the answer span and plot its distribution in Figure 9, we observe that though the front part of each passage has higher likelihood, the overall distribution is quite smooth. These two visualizations have demonstrated the effectiveness of our strategy to downplay the prior bias in the QA model.

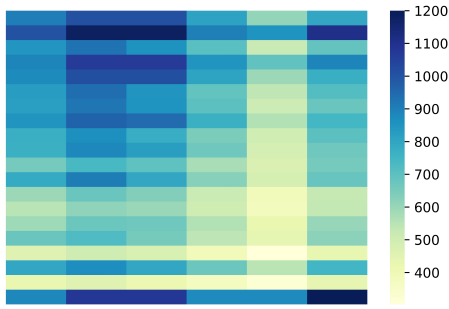


Figure 8: Distribution over the answer location in the table, the x horizon represents the table columns and y horizon represents the table rows.

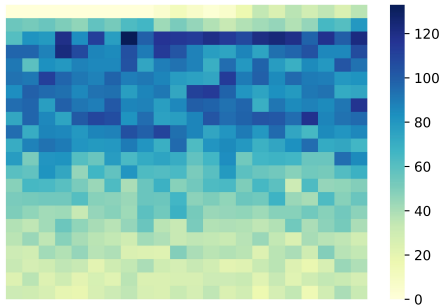


Figure 9: Distribution over the answer location in the passage, we span the passage into a 2D grid, where the upper-left part represents the passage front.