

Analysis of Stochastic Gradient Descent in Continuous Time*

Jonas Latz

Department of Applied Mathematics and Theoretical Physics, University of Cambridge
 Wilberforce Road, Cambridge, CB3 0WA, United Kingdom
 j12160@cam.ac.uk

Abstract

Stochastic gradient descent is an optimisation method that combines classical gradient descent with random subsampling within the target functional. In this work, we introduce the stochastic gradient process as a continuous-time representation of stochastic gradient descent. The stochastic gradient process is a dynamical system that is coupled with a continuous-time Markov process living on a finite state space. The dynamical system – a gradient flow – represents the gradient descent part, the process on the finite state space represents the random subsampling. Processes of this type are, for instance, used to model clonal populations in fluctuating environments. After introducing it, we study theoretical properties of the stochastic gradient process. We show that it converges weakly to the gradient flow with respect to the full target function, as the learning rate approaches zero. Moreover, we give assumptions under which the stochastic gradient process is exponentially ergodic in the Wasserstein sense. We then additionally assume that the single target functions are strongly convex and the learning rate goes to zero sufficiently slowly. In this case, the process converges with exponential rate to a distribution arbitrarily close to the point mass concentrated in the global minimum of the full target function. We conclude with a discussion of discretisation strategies for the stochastic gradient process and illustrate our concepts in numerical experiments.

Keywords: Stochastic optimisation · ergodicity · piecewise-deterministic Markov processes · Wasserstein distance

MSC2010: 90C30 · 60J25 · 37A25 · 65C40 · 68W20

1 Introduction

The training of models with *big* data sets is a crucial task in modern machine learning and artificial intelligence. The training is usually phrased as an optimisation problem. Solving this problem with classical optimisation algorithms is usually infeasible. Classical algorithms being *gradient descent* or the (*Gauss–Newton method*; see [48]). Those methods require evaluations of the loss function with respect to the full *big* data set in each iteration. This leads to an immense computational cost.

Stochastic optimisation algorithms that only consider a small fraction of the data set in each step have shown to cope well with this issue in practice; see, e.g., [9, 12, 52]. The stochasticity of the algorithms is typically induced by *subsampling*. In subsampling the aforementioned small fraction of the data set is picked randomly in every iteration. Aside from a higher efficiency, this randomness can have a second effect: The perturbation introduced by subsampling can allow to escape local extrema and saddle points. This is highly relevant for target functions in, e.g., deep learning, since those are often non-convex; see [14, 61].

*The author acknowledges support from the EPSRC grant EP/S026045/1 “PET++: Improving Localisation, Diagnosis and Quantification in Clinical and Medical PET Imaging with Randomised Optimisation”. The author is very grateful for insightful discussions with Claire Delplancke, Matthias Ehrhardt, and Carola-Bibiane Schönlieb that contributed to this work. Furthermore, the author thanks Christian Etmann and Felipe Uribe for carefully reading and commenting on this manuscript.

Due to the randomness in the updates, the sequence of iterates of a stochastic optimisation algorithm forms a stochastic process; rather than a deterministic sequence. Stochastic properties of these processes have been hardly studied in the literature so far; see [4, 20, 31] for earlier studies. However, understanding these properties seems crucial for the construction of efficient stochastic optimisation methods.

In this work, we study the stochastic processes generated by the *stochastic gradient descent* (SGD) algorithm. More precisely, the contributions of this work are:

1. We construct the *stochastic gradient process* (SGP), a continuous-time representation of SGD. We show that SGP is a sensible continuum limit of SGD and discuss SGP from a biological viewpoint: a model of the same type is used to model growth and phenotypes of clonal populations living in randomly fluctuating environments.
2. We study the long-time behaviour of SGP: We give assumptions under which SGP has a unique stationary measure and converges to this measure in the Wasserstein distance at exponential rate. In this case, SGP is *exponentially ergodic*. If the learning rate is decreasing to zero and additional assumptions hold, we will prove that SGP converges weakly at exponential speed to any Wasserstein neighbourhood of the Dirac measure concentrated in the global optimum.
3. We discuss discretisation strategies for SGP. Those will allow us to derive practical optimisation algorithms from SGP. We also discuss existing algorithms that can be retrieved in this way.
4. We illustrate the stochastic gradient process and its stationary regime alongside with stochastic gradient descent in numerical experiments.

This work is organised as follows: we introduce notation and background in the remainder of §1. In §2, we introduce the stochastic gradient process and justify our model choice. We study the long-time behaviour of SGP in §3. After discussing discretisation strategies for SGP in §4, we give numerical illustrations in §5 and conclude the work in §6.

1.1 Stochastic gradient descent

Let $(X, \|\cdot\|) := (\mathbb{R}^K, \|\cdot\|_2)$, let $\langle \cdot, \cdot \rangle$ be the associated inner product, and let $\mathcal{B}X := \mathcal{B}(X, \|\cdot\|)$ be the Borel σ -algebra on X . Functions defined throughout this work will be assumed to be measurable with respect to appropriate σ -algebras. Let $\bar{\Phi} : X \rightarrow \mathbb{R}$ be some function attaining a global minimum in X . We assume that $\bar{\Phi}$ is of the form

$$\bar{\Phi} = \frac{1}{N} \sum_{i=1}^N \Phi_i.$$

Here, $N \in \mathbb{N} := \{1, 2, \dots\}$, $N \geq 2$, and $\Phi_i : X \rightarrow \mathbb{R}$ is some continuously differentiable operator, for i in the index set $I := \{1, \dots, N\}$. In the following, we aim to solve the unconstrained optimisation problem

$$\theta^* \in \operatorname{argmin}_{\theta \in X} \bar{\Phi}(\theta). \tag{1.1}$$

Optimisation problems as given in (1.1) frequently arise in data science and machine learning applications. Here $\bar{\Phi}$ represents the negative log-likelihood or loss function of some training data set y with respect to some model. An index $i \in I$ typically refers to a particular fraction y_i of the data set y . Then, $\Phi_i(\theta)$ represents the negative log-likelihood of only this fraction y_i given the model parameter $\theta \in X$ or the associated loss, respectively.

For optimisation problems of this kind, Robbins and Monro [52] have proposed the *stochastic gradient descent* (SGD) algorithm. We sketch this method in Algorithm 1. In practice, it is implemented with an appropriate termination criterion.

The elements of the sequence $(\eta_k)_{k=1}^\infty$ defined in Algorithm 1 line 2 are called *step sizes* or *learning rates*. SGD is typically understood as a gradient descent algorithm with inaccurate gradient

Algorithm 1 Stochastic gradient descent (SGD)

- 1: initialise $\theta_0 \in X$ deterministically or randomly
 - 2: define non-increasing sequence $(\eta_k)_{k=1}^\infty \in (0, \infty)^\mathbb{N}$
 - 3: **for** $k = 1, 2, \dots$ **do**
 - 4: sample $i_k \sim \text{Unif}(I)$
 - 5: $\theta_k \leftarrow \theta_{k-1} - \eta_k \nabla \Phi_{i_k}(\theta_{k-1})$
 - 6: **return** $(\theta_k)_{k=0}^\infty$
-

evaluations: the inaccuracy arises since we randomly substitute $\bar{\Phi}$ by some Φ_i . If $\lim_{k \rightarrow \infty} \eta_k = 0$, one can show convergence for convex target functionals $\bar{\Phi}$; see, e.g., [33, 47]. Moreover, as opposed to descent methods with exact gradients, the inexact gradients can help the algorithm escaping local extrema and saddle points in non-convex problems; see, e.g., [31].

In this work, we consider gradient descent algorithms as time stepping discretisations of a certain gradient flow. The potential of this gradient flow is the respective target functional $\bar{\Phi}$, Φ_1, \dots, Φ_N . Thus, we refer to these target functionals as *potentials*. In SGD, the potentials of these gradient flows are randomly *switched* after every time step.

We now comment on the meaning of the learning rate η_k .

Remark 1.1 In the gradient flow setting, the learning rate η_k has two different interpretations/objectives:

- (i) It represents the step size of the explicit Euler method that is used to discretise the underlying gradient flow.
- (ii) It represents the length of the time interval in which the flow follows a certain potential Φ_i at the given iteration k , i.e. the time between to switches of potentials.

Recently, several authors, e.g. [25, 37, 56], have been studying the behaviour of algorithms and methods at their continuum limit; i.e. the limit as $\eta_j \downarrow 0$. The advantage of such a study is that numerical aspects, e.g., arising from the time discretisation can be neglected. Also, a new spectrum of tools is available to analyse, understand, and interpret the continuous system. If the continuous system is a good representation of the algorithm, we can sometimes use the results in the continuous setting to improve our understanding of the discrete setting.

Under some assumptions, a *diffusion process* is a good choice for a continuous time model of SGD. Diffusion processes, such as Langevin dynamics, are traditionally used in statistical physics to represent the motion of particles; see, e.g., §8 in [58].

1.2 Diffusions and piecewise-deterministic Markov processes

Under assumptions discussed in [31], one can show that the sequence of iterates of the SGD algorithm can be approximated by a stochastic differential equation of the following form:

$$\begin{aligned} d\theta(t) &= -\nabla \bar{\Phi}(\theta(t))dt + \Sigma(\theta(t))dW(t) & (t > 0), \\ \theta(0) &= \theta_0. \end{aligned}$$

Here, $\Sigma(\theta) : X \rightarrow X$ is positive semi-definite for $\theta \in X$ and $W : [0, \infty) \rightarrow X$ is a K -dimensional Brownian motion. The intuition behind the Brownian motion is that replacing $\bar{\Phi}$ by Φ_i is equivalent to applying $\bar{\Phi}$ with additional Gaussian noise. This is at least the case for η_k sufficiently small. This diffusion view of SGD has been discussed by Li et al. [41, 42, 43] and Mandt et al. [45, 46]. Moreover, it forms the basis of the Stochastic Gradient Langevin MCMC algorithm [46, 63].

Unfortunately, the process of slowly switching between potentials in the pre-asymptotic phase is not represented in the diffusion. Indeed, the diffusion represents an infinite amount of switches within any strictly positive time horizon. In SGD this is only the case as $\eta_k \downarrow 0$; see [10]. On the other hand, the pre-asymptotic phase is typically crucial for the algorithm's efficiency. Also,

the SGD algorithm is sometimes applied with a constant learning rate; see [13]. Here, the regime $\eta_k \downarrow 0$ is never reached.

In this work, we aim to propose a continuous-time model of SGD that captures the pre-asymptotic switching of the potentials. To this end we separate the two different learning rate objects: the gradient flow discretisation and the waiting time between two switches of potentials; see Remark 1.1 (i) and (ii) respectively. We proceed as follows:

1. We let the discretisation step width go to zero and thus obtain a gradient flow with respect to some potential Φ_i .
2. We randomly replace Φ_i by another potential Φ_j after some strictly positive waiting time.

Hence, we take the continuum limit *only* in the discretisation of the gradient flows, but not in the switching of potentials.

We will model the waiting times T between two switches as a random variable following a *failure distribution*, i.e. T has survival function

$$\mathbb{P}(T \geq t) := \mathbf{1}[t < 0] + \exp\left(-\int_0^t \nu(u + t_0) du\right) \mathbf{1}[t \geq 0] \quad (1.2)$$

where $t \in \mathbb{R}$, $t_0 \geq 0$ is the current time, $\nu : [0, \infty) \rightarrow (0, \infty)$ is a *hazard function* that depends on time, and $\mathbf{1}[\cdot]$ represents the indicator function: $\mathbf{1}[\text{true}] := 1$ and $\mathbf{1}[\text{false}] := 0$. We denote $\mathbb{P}(T \in \cdot) =: \pi_{\text{wt}}(\cdot | t_0)$. Note that when ν is constant, T is *exponentially distributed*.

Then, we obtain a so-called *Markov switching process*; see, e.g. [3, 5, 6, 15, 65]. Markov switching processes are a subclass of *piecewise deterministic Markov processes* (PDMPs). PDMPs were first introduced by Davis [18] as ‘a general class of non-diffusion stochastic models’; see also [17]. They play a crucial role in the modelling of biological, economic, technical, and physical systems; e.g., as a model for internet traffic [29] or in risk analysis [36]. See also §2.4, where we discuss a particular biological system that is modelled by a PDMP. Furthermore, PDMPs have recently gained attention in the Markov chain Monte Carlo literature as efficient way of sampling from inaccessible probability distributions; see, e.g., [8, 24, 50].

2 From discrete to continuous

In the following, we give a detailed description of the two PDMPs that will be discussed throughout this article: One PDMP will represent SGD with constant learning rate, the other PDMP models SGD with decreasing learning rate. Then, we will argue, why we believe that these PDMPs give an accurate continuous-time representation of the associated SGD algorithms. Finally, we give a biological interpretation of the PDMPs discussed in this section.

2.1 Definition and well-definedness

Let $(\Omega, \mathcal{A}, \mathbb{P})$ be a probability space on which all random variables in this work are defined. We now define two *continuous-time Markov processes* (CTMPs) on I that will model the switching of the data sets in our PDMPs. For details on continuous-time Markov processes on finite state spaces, we refer to [1]. We start with the constant learning rate. Let $\lambda > 0$ be a positive constant and let $\mathbf{i} : \Omega \times [0, \infty) \rightarrow I$ be the CTMP on I with transition rate matrix

$$A := \begin{pmatrix} \lambda & \cdots & \lambda \\ \vdots & \ddots & \vdots \\ \lambda & \cdots & \lambda \end{pmatrix} - N\lambda \cdot \text{Id}_I \quad (2.1)$$

and with initial distribution $\mathbf{i}(0) \sim \text{Unif}(I)$. Here, Id_I is the identity matrix in $\mathbb{R}^{N \times N}$. Let $M_t : I \times 2^I \rightarrow [0, 1]$ be the Markov kernel representing the semigroup of $(\mathbf{i}(t))_{t \geq 0}$, i.e.

$$M_t(\cdot | i_0) := \mathbb{P}(\mathbf{i}(t) \in \cdot | \mathbf{i}(0) = i_0) \quad (i_0 \in I, t \geq 0).$$

This Markov kernel can be represented analytically by solving the associated Kolmogorov forward equation. Indeed, a back-of-the-envelope calculation gives:

$$M_t(\{i\}|i_0) := \frac{1 - \exp(-\lambda Nt)}{N} + \exp(-\lambda Nt)\mathbf{1}[i = i_0] \quad (2.2)$$

where $i, i_0 \in I, t \geq 0$. Moreover, note that the waiting time between two jumps of the process $(\mathbf{i}(t))_{t \geq 0}$ is given by an exponential distribution with rate $(N-1)\lambda$, i.e. $\pi_{\text{wt}}(\cdot|t_0) = \text{Exp}((N-1)\lambda)$. The CTMP $(\mathbf{i}(t))_{t \geq 0}$ will represent the switching among potentials in the SGD algorithm with constant learning rate.

Now, we move on to the case of a decreasing learning rate. Let $\mu : [0, \infty) \rightarrow (0, \infty)$ be a non-decreasing, positive, and Lipschitz continuous function, with $\mu(t) \rightarrow \infty$, as $t \rightarrow \infty$. We define $\mathbf{j} : \Omega \times [0, \infty) \rightarrow I$ to be the inhomogeneous CTMP with time-dependent transition rate matrix $B : [0, \infty) \rightarrow \mathbb{R}^{N \times N}$ given by

$$B(t) := \begin{pmatrix} \mu(t) & \cdots & \mu(t) \\ \vdots & \ddots & \vdots \\ \mu(t) & \cdots & \mu(t) \end{pmatrix} - N\mu(t) \cdot \text{Id}_I \quad (t \geq 0). \quad (2.3)$$

Again, we assume that the initial distribution $\mathbf{j}(0) \sim \text{Unif}(I)$. Equivalently to (2.2), we can compute the associated Markov transition kernel in this setting. First note that since $(\mathbf{j}(t))_{t \geq 0}$ is not homogeneous in time, it is not sufficient to construct the Markov kernel with respect to the state of the Markov process at time $t_0 = 0$. Indeed, we get a kernel of type

$$M'_{t|t_0}(\cdot|j_0) := \mathbb{P}(\mathbf{j}(t) \in \cdot | \mathbf{j}(t_0) = j_0),$$

where $j_0 \in I$ and $t \geq t_0 \geq 0$. This kernel is given by

$$M'_{t|t_0}(\{j\}|j_0) := \frac{1 - \exp\left(-N \int_{t_0}^t \mu(u) du\right)}{N} + \exp\left(-N \int_{t_0}^t \mu(u) du\right) \mathbf{1}[j = j_0], \quad (2.4)$$

where $j, j_0 \in I$ and $t \geq t_0 \geq 0$. In this case, the waiting time at time $t_0 \geq 0$ between two jumps is distributed according to the failure distribution π_{wt} in (1.2), with $\nu \equiv (N-1)\mu$. The CTMP $(\mathbf{j}(t))_{t \geq 0}$ represents the potential switching when SGD has decreasing learning rates.

Based on these Markov jump processes, we can now define the stochastic gradient processes that will act as continuous time version of SGD as defined in Algorithm 1.

Definition 2.1 (SGP) *Let $\theta_0, \xi_0 \in X$. We define*

- (i) *the stochastic gradient process with constant learning rate (SGPC) as a solution of the initial value problem*

$$\frac{d\theta(t)}{dt} = -\nabla\Phi_{\mathbf{i}(t)}(\theta(t)), \quad \theta(0) = \theta_0, \quad (2.5)$$

- (ii) *the stochastic gradient process with decreasing learning rate (SGPD) as a solution of the initial value problem*

$$\frac{d\xi(t)}{dt} = -\nabla\Phi_{\mathbf{j}(t)}(\xi(t)), \quad \xi(0) = \xi_0. \quad (2.6)$$

Also, we use the denomination stochastic gradient process (SGP) when referring to (i) and (ii) at the same time.

We illustrate the processes $(\mathbf{i}(t))_{t \geq 0}$ and $(\theta(t))_{t \geq 0}$ in Figure 2.1. We observe that SGP constructs a piecewise smooth path that is smooth between jumps of the underlying CTMP.

In order to show that the dynamics in Definition 2.1 are well-defined, we require regularity assumptions on the potentials Φ_i , $i \in I$. After stating those, we immediately move on with proving well-definedness in Proposition 2.3.

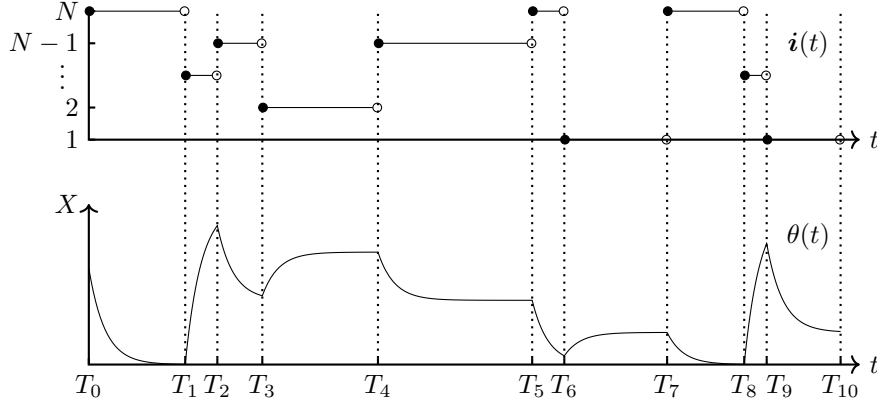


Figure 2.1: Cartoon of SGPC: the process $(\mathbf{i}(t))_{t \geq 0}$ is a right continuous, piecewise constant process on the set I , whereas the process $(\theta(t))_{t \geq 0}$ on X is continuous and piecewise smooth. The pieces on which the processes are constant resp. smooth are identical, since the dynamic of $(\theta(t))_{t \geq 0}$ is controlled by $(\mathbf{i}(t))_{t \geq 0}$. Note that, T_0 is the initial time and the increments $T_k - T_{k-1}$ are the random waiting times.

Assumption 2.2 For any $i \in I$, let $\Phi_i : X \rightarrow \mathbb{R}$ be continuously differentiable, i.e. $\Phi_i \in C^1(X; \mathbb{R})$, and let $\nabla \Phi_i$ be Lipschitz continuous.

Proposition 2.3 Let Assumption 2.2 hold. Then, the initial value problems (2.5) and (2.6) have a unique solution for \mathbb{P} -almost any realisation of the CTMPs $(\mathbf{i}(t))_{t \geq 0}$ and $(\mathbf{j}(t))_{t \geq 0}$, and for any initial values $\theta_0, \xi_0 \in X$. Moreover, the sample paths $t \mapsto \theta(t)$ and $t \mapsto \xi(t)$ are \mathbb{P} -almost surely in $C^0([0, \infty); X)$.

Proof. We only discuss the process $(\theta(t))_{t \geq 0}$. The proof for $(\xi(t))_{t \geq 0}$ is analogous. Let $T_0 = 0$ and T_1, T_2, \dots be the jump times of \mathbf{i} . Let $k \in \mathbb{N}$. Note that the increments $T_k - T_{k-1} \sim \text{Exp}((N-1)\lambda)$. Hence, $\mathbb{P}(T_k - T_{k-1} > 0) = 1$. By Assumption 2.2 the $(\Phi_i)_{i=1}^N$ are locally Lipschitz continuous. Hence, the process $(\theta(t))_{t \geq 0}$ can be defined iteratively on the intervals

$$\begin{aligned} \frac{d\theta(t)}{dt} &= -\nabla \Phi_{\mathbf{i}(t)}(\theta(t)) & (t \in [T_{k-1}, T_k)), \\ \theta(T_{(k-1)}) &= \theta(T_{(k-1)}-) & (k \in \mathbb{N}), \end{aligned}$$

where $f(x-) := \lim_{x' \uparrow x} f(x')$ and $T_0- := 0$. Iterative application of the Picard–Lindelöf Theorem for $k \in \mathbb{N}$ gives unique existence of the trajectory. Picard–Lindelöf can be applied, since $\nabla \Phi_i$ is locally Lipschitz continuous for any $i \in I$ by Assumption 2.2. \square

2.2 Choice of model

In this section, we reason why the dynamical systems in Definition 2.1 are sensible continuous-time models for SGD given in Algorithm 1 with constant, resp. decreasing learning rate.

Gradient flow. The update in line 5 of Algorithm 1 is an explicit Euler update of the gradient flow with respect to the potential Φ_i , for some $i \in I$. In this model, we replace this inaccurate gradient flow with the precise dynamic. Hence, we replace

$$\theta \leftarrow \theta - \eta \nabla \Phi_i(\theta) \quad \text{by} \quad \frac{d\theta(t)}{dt} = -\nabla \Phi_i(\theta(t)).$$

Uniform sampling. We aim to accurately represent the uniform sampling from the index set I , given in line 4 of the algorithm. Indeed, at each point in time $t \in [0, \infty)$, we can show that both $\mathbf{i}(t) \sim \text{Unif}(I)$ and $\mathbf{j}(t) \sim \text{Unif}(I)$.

Proposition 2.4 *We have $\mathbb{P}(\mathbf{i}(t) \in \cdot) = \mathbb{P}(\mathbf{j}(t) \in \cdot) = \text{Unif}(I)$ for any $t \geq 0$.*

Proof. To prove this proposition, we need to show that $\text{Unif}(I)$ is stationary with respect to the Markov transition kernels M_t and $M'_{t|t_0}$ given in (2.2) and (2.4), respectively. In particular, we need to show that

$$\text{Unif}(I)M_t(\{\mathbf{i}\}|\cdot) = \text{Unif}(I)M'_{t|t_0}(\{\mathbf{i}\}|\cdot) = \text{Unif}(I)(\{\mathbf{i}\}),$$

for $i \in I$ and $0 \leq t_0 \leq t$. We show only the decreasing learning rate case, the proof for the constant learning rate proceeds analogously. A calculation gives:

$$\begin{aligned} \text{Unif}(I)M'_{t|t_0}(\{\mathbf{i}\}|\cdot) &= \int_I M'_{t|t_0}(\{\mathbf{i}\}|i_0)\text{Unif}(I)(di_0) \\ &= \frac{1}{N} \exp\left(-N \int_{t_0}^t \mu(u)du\right) + \frac{1}{N} \sum_{i_0=1}^N \frac{1 - \exp\left(-N \int_{t_0}^t \mu(u)du\right)}{N} \\ &= \frac{1}{N} = \text{Unif}(I)(\{\mathbf{i}\}), \end{aligned}$$

for any $i \in I$ and $0 \leq t_0 \leq t$. □

Hence, the CTMPs $(\mathbf{i}(t))_{t \geq 0}, (\mathbf{j}(t))_{t \geq 0}$ indeed represent the uniform sampling among the data set indices $i \in I$.

Markov property. The trajectory $(\theta_k)_{k=0}^\infty$ generated by Algorithm 1 satisfies the Markov property, i.e. the distribution of the current state given information about previous states is equal to the distribution of the current state given only information about the most recent of the previous states. By the particular structure we chose for the continuous-time processes $(\theta(t), \mathbf{i}(t))_{t > 0}$ and $(\xi(t), \mathbf{j}(t))_{t > 0}$, we indeed retain the Markov property.

Proposition 2.5 *$(\theta(t), \mathbf{i}(t))_{t \geq 0}$ and $(\xi(t), \mathbf{j}(t))_{t \geq 0}$ are Markov processes.*

Proof. This follows from the particular choice of waiting time distribution, see e.g. the discussion in §3 of [18]. □

Choosing random waiting times between switches allows us to analyse SGD as a PDMP. However, this choice comes at some cost. In Algorithm 1, the waiting times are all deterministic; a feature we, thus, do not represent in SGP. In the next two steps, we will explain how we connect the deterministic waiting times in SGD and the random waiting times in SGP.

Constant learning rate. We have defined $(\theta(t))_{t \geq 0}$ as a continuous time representation of the trajectory returned by Algorithm 1 with a constant learning rate $\eta_k \equiv \eta$. The hazard function of the waiting time distribution of $(\mathbf{i}(t))_{t \geq 0}$ is just constant $\nu \equiv (N-1)\lambda$. The waiting time T is the time $(\mathbf{i}(t))_{t \geq 0}$ remains in a certain state. Note that the hazard function satisfies

$$\nu(u) = \lim_{d \rightarrow 0} \frac{\mathbb{P}(u \leq T \leq u + d | T \geq u)}{d},$$

where T is a waiting time; see, e.g., §21 in [17]. Hence, the hazard function describes the rate of events happening at time $u \geq 0$. In SGD with constant learning rate, the waiting time is constant η . Hence, the number of data switches in a unit interval is $1/\eta$. Hence, we mimic this behaviour by choosing λ in the matrix A such that it satisfies $(N-1)\lambda = 1/\eta$. Indeed, we set $\lambda := 1/((N-1)\eta)$.

Decreasing learning rate. Let now $(\eta_k)_{k=1}^\infty \in (0, \infty)^\mathbb{N}$ be a non-increasing sequence of learning rates, with $\lim_{k \rightarrow \infty} \eta_k = 0$. Moreover, we assume that $\sum_{k=1}^\infty \eta_k = \infty$. Similarly to the last paragraph, we now try to find a rate function $(\mu(t))_{t \geq 0}$ such that the PDMP $(\xi(t))_{t \geq 0}$ represents the SGD algorithm with the sequence of learning rates $(\eta_k)_{k=1}^\infty$. To go from discrete time to continuous time, we need to define a function H that interpolates the sequence of learning rates η_k , i.e. $H : [0, \infty) \rightarrow (0, \infty)$ is a non-increasing, Lipschitz continuous function, such that

$$H(0) = \eta_1, \quad H(t_k) = \eta_{k+1}, \quad t_k := \sum_{\ell=1}^k \eta_\ell \quad (k \in \mathbb{N}),$$

where the t_k are chosen like this, since the η_k themselves represent the time stepsizes in the sequence of learning rates. H could for instance be chosen as a piecewise linear interpolant between the η_k . Equivalently to the case of the constant learning rate, we now argue via the hazard function of the waiting time distribution $\nu(t) := (N-1)\mu(t)$ ($t \geq 0$) that $\mu(t) := 1/((N-1)H(t))$ is a reasonable choice for the waiting time distribution.

Approximation of the exact gradient flow. We now consider SGD, i.e. Algorithm 1. If the learning rate $\eta \downarrow 0$, we discretise the gradient flow precisely. Moreover, the waiting time between two data switches goes to zero. Hence, intuitively we switch the data set infinitely often in any finite time interval. By the Law of Large Numbers, we should then anticipate that the limiting process behaves like the *full gradient flow*

$$\frac{d\zeta(t)}{dt} = -\nabla \bar{\Phi}(\zeta(t)), \quad (2.7)$$

with initial value $\zeta(0) = \zeta_0 := \theta_0$ as chosen in SGPC and $\bar{\Phi} := \sum_{i=1}^N \Phi_i / N$ being the full potential.

We now aim to show, that the SGPC process $(\theta(t))_{t \geq 0}$ behaves like $(\zeta(t))_{t \geq 0}$, as $\eta \downarrow 0$. Indeed, we will give assumptions under which $(\theta(t))_{t \geq 0}$ converges weakly to $(\zeta(t))_{t \geq 0}$. *Weak convergence* of $(\theta(t))_{t \geq 0}$ to $(\zeta(t))_{t \geq 0}$ means that

$$\int F((\theta(t))_{t \geq 0}) d\mathbb{P} \longrightarrow \int F((\zeta(t))_{t \geq 0}) d\mathbb{P}, \quad (2.8)$$

for any bounded, continuous function F mapping from $C^0([0, \infty); X)$ to \mathbb{R} . Here, $C^0([0, \infty); X)$ is equipped with the supremum norm $\|f\|_\infty := \sup_{t \in [0, \infty)} \|f(t)\|$. We denote weak convergence by $(\theta(t))_{t \geq 0} \Rightarrow (\zeta(t))_{t \geq 0}$.

To show weak convergence, we need some stronger smoothness assumption concerning the potentials Φ_i . We denote the Hessian of Φ_i by $H\Phi_i$ for $i \in I$.

Assumption 2.6 *For any $i \in I$, let $\Phi_i \in C^2(X; \mathbb{R})$ and let $\nabla \Phi_i, H\Phi_i$ be continuous and bounded on bounded subsets of X .*

Please note that Assumption 2.2 is already implied by Assumption 2.6.

Theorem 2.7 *Let $\theta_0 = \zeta_0$ and let Assumption 2.6 hold, then $(\theta(t))_{t \geq 0} \Rightarrow (\zeta(t))_{t \geq 0}$, as $\eta \downarrow 0$.*

We prove Theorem 2.7 rigorously in §2.3. We illustrate the shown result in Figure 2.2, where we can see that indeed as η decreases, the processes converge to the precise gradient flow.

Following our reasoning above, we assert that SGPC, resp. SGPD, are suitable continuous-time representations of SGD with constant, resp. decreasing, learning rate.

2.3 Proof of Theorem 2.7

We prove Theorem 2.7 using the *perturbed test function theory*. In particular, we apply a result from [38] that we summarise below. We note that a similar technique is used to derive the *Infinite Swapping Markov Chain Monte Carlo technique*; see [22] for details from the statistical mechanics

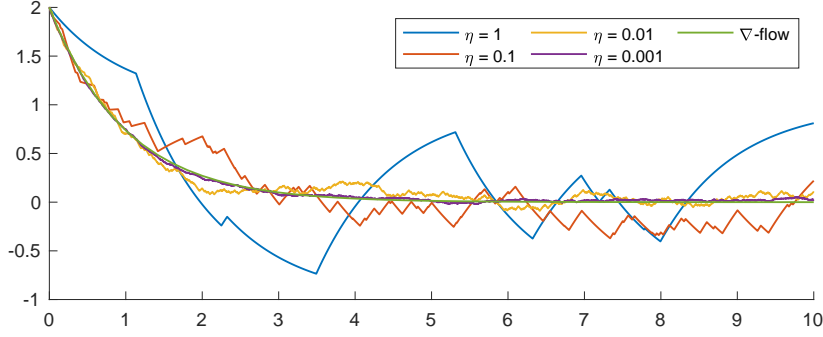


Figure 2.2: Exemplary realisations of SGPC for potentials $\Phi_1(\theta) := (\theta - 1)^2/2$ and $\Phi_2(\theta) := (\theta + 1)^2/2$ and learning rates $\eta \in \{0.001, 0.01, 0.1, 1\}$ and a plot of precise gradient flow corresponding to $\bar{\Phi} := \Phi_1/2 + \Phi_2/2$. The latter has 0 as a stationary point. The ODEs are solved with `ode45` in MATLAB - an explicit high-order Runge-Kutta method with adaptive discretisation step size.

viewpoint and [40] for the discrete-time MCMC viewpoint. In the following, we adapt the notation of [38].

Let $(\xi^\varepsilon(t))_{t \geq 0}$ be a right-continuous stochastic process on $Y \subseteq \mathbb{R}^L$ that depends on $\varepsilon > 0$. Moreover, let $G : X \times Y \rightarrow X$ and $\bar{G} : X \rightarrow X$ be vector fields on X . Moreover, let $x_0, x_0^\varepsilon \in X$. Let now $(x^\varepsilon(t))_{t \geq 0}$ be the stochastic process generated by

$$\frac{dx^\varepsilon(t)}{dt} = G(x^\varepsilon(t), \xi^\varepsilon(t)), \quad x^\varepsilon(0) = x_0^\varepsilon.$$

Moreover, let $(x(t))_{t \geq 0}$ solve the following ODE:

$$\frac{dx(t)}{dt} = \bar{G}(x(t)), \quad x(0) = x_0.$$

We will now give assumptions under which $(x^\varepsilon(t))_{t \geq 0} \Rightarrow (x(t))_{t \geq 0}$ as $\varepsilon \downarrow 0$.

Assumption 2.8 *We consider the following three assumptions:*

- (i) *Let G and $\nabla_x G$ be continuous and bounded on $X' \times Y$, where $X' \subseteq X$ is bounded,*
- (ii) *let $\bar{G} : X \rightarrow X$ be continuously differentiable and let for any $0 \leq \underline{t} < \bar{t} < \infty$ and $x \in X$:*

$$\int_{\underline{t}}^{\bar{t}} \mathbb{E}[G(x, \xi^\varepsilon(s)) - \bar{G}(x) | \{\xi^\varepsilon(s') : s' \leq \underline{t}\}] ds \rightarrow 0,$$

in probability, as $\varepsilon \downarrow 0$, and

- (iii) *let $(\xi^\varepsilon(t))_{t \geq 0}$ be tight with respect to ε .*

The associated result reads then:

Theorem 2.9 (Kushner, 1984) *Let Assumption 2.8 (i)-(iii) hold. Moreover, let $x_0^\varepsilon \Rightarrow x_0$, as $\varepsilon \downarrow 0$. Then, $(x^\varepsilon(t))_{t \geq 0} \Rightarrow (x(t))_{t \geq 0}$, as $\varepsilon \downarrow 0$.*

Proof. The proof uses the perturbed test function method; see [38, Theorem 4.1]. \square

To prove Theorem 2.7, we now show that Assumption 2.8 (i)-(iii) hold for SGPC. Then, Theorem 2.9 will imply weak convergence.

Proof of Theorem 2.7. We commence by transferring the SGPC set-up into the framework employed in this subsection. Let $\bar{G} := \nabla \bar{\Phi}$, $Y := [0, 1]^N$, and $G(\theta, w) := \sum_{i=1}^N w_i \nabla \Phi_i(\theta)$. Moreover, we define $\varepsilon := 1/\lambda$ and

$\xi^\varepsilon(t) := e_{i(t)}$, where e_i is the i -th unit-vector in Y . Then, we have $\nabla \Phi_{i(t)} = G(\cdot, \xi^\varepsilon(t))$. Assumption 2.8(i) is now immediately implied by Assumption 2.6. The tightness in Assumption 2.8(iii) follows from Y being compact. To show Assumption 2.8(ii), we employ the explicit representation of the transition kernel M_t of $(i(t))_{t \geq 0}$ given in (2.2). Since $(\xi^\varepsilon(t))_{t \geq 0}$ is a Markov process and homogeneous in time, we assume without loss of generality that $\underline{t} = 0$. Let now $i_0 \in I$. Then, we have for $s \in [0, \bar{t}]$ the following expression for the conditional expectation:

$$\begin{aligned} \mathbb{E}[G(x, \xi^\varepsilon(s)) - \bar{G}(x) | \xi^\varepsilon(0) = e_{i_0}] &= \sum_{i=1}^N \left(\frac{1}{N} - \frac{1}{N} \exp(-Ns/\varepsilon) \right) G(x, e_i) \\ &\quad + \exp(-Ns/\varepsilon) G(x, e_{i_0}) - \bar{G}(x) \\ &= (G(x, e_{i_0}) - \bar{G}(x)) \cdot \exp(-Ns/\varepsilon). \end{aligned}$$

Now we integrate the resulting function on $[0, \bar{t}]$:

$$\begin{aligned} \int_0^{\bar{t}} \mathbb{E}[G(x, \xi^\varepsilon(s)) - \bar{G}(x) | \xi^\varepsilon(0) = e_{i_0}] ds &= \int_0^{\bar{t}} (G(x, e_{i_0}) - \bar{G}(x)) \cdot \exp(-Ns/\varepsilon) ds \\ &= (G(x, e_{i_0}) - \bar{G}(x)) \cdot \int_0^{\bar{t}} \exp(-Ns/\varepsilon) ds \\ &= (G(x, e_{i_0}) - \bar{G}(x)) \cdot \frac{-\varepsilon}{N} (\exp(-N\bar{t}/\varepsilon) - 1) \rightarrow 0, \end{aligned}$$

as $\varepsilon \downarrow 0$. Since i_0 was arbitrary, we have

$$\int_{\underline{t}}^{\bar{t}} \mathbb{E}[G(x, \xi^\varepsilon(s)) - \bar{G}(x) | \{\xi^\varepsilon(s') : s' \leq \underline{t}\}] ds \rightarrow 0,$$

almost surely, as $\varepsilon \downarrow 0$, which implies Assumption 2.8(ii). Finally, we note that $\theta(0) = \zeta(0)$, hence: $x_0^\varepsilon = x_0$, for $\varepsilon > 0$. \square

2.4 Stochastic gradient descent in nature

PDMPs are popular models for random or uncertain processes in biological systems; see Chapter 1 of [54] for an overview. In the following, we briefly discuss a biological system that is modelled by a dynamical system that corresponds to the SGP. This model was proposed by Kussell and Leibler [39]. The modelled biological system contains clonal populations that diversify to survive in randomly fluctuating environments.

Diversified bet-hedging. In the following, we consider clonal populations, such as bacteria or fungi, that live in fluctuating environments, i.e., environments that are subject to temporal change. Examples are the fluctuation of temperature and light during the day-night-cycle or a different supply of nutrients; see [2, 11]. We define the set of environments to be $I := \{1, \dots, N\}$. Here, populations typically adapt their phenotypes to retain a high fitness in any environment. If the fluctuations within I are irregular or even random, the organisms in a population cannot adapt to the changes in the environment sufficiently fast; see, e.g., [39]. To prevent extinction and retain high fitness in such fluctuating environments, some populations employ so-called *diversified bet-hedging* strategies; see, e.g., [30, 49, 55, 59]. That means, rather than relying on homogeneous switching of phenotypes in the population, the population has heterogeneous phenotypes that are developed and switched based on the current environment $i \in I$ or even completely randomly.

A PDMP model. Next, we briefly explain the way Kussell and Leibler [39] model the growth of this population and the phenotype distribution among its individuals. Indeed, there is a set of N phenotypes, which will be identical to I . Indeed, the i -th phenotype is the one with the highest fitness in environment i , for $i \in I$. The fluctuation between environments is modelled by a CTMP $(\hat{i}(t))_{t \geq 0}$ on I with a certain transition matrix. Let $\theta_0 \in X := \mathbb{R}^N$. Here, the i -th component $\theta_0^{(i)}$ of θ_0 describes the number of organisms in the population having phenotype $i \in I$. Given we are currently in environment $k \in I$, we assume that organisms with phenotype i grow at a rate $f_i^{(k)} \geq 0$ and that organisms switch from phenotype i to j at rate $H_{j,i}^{(k)}$. Knowing this, we define

$$G_k := \text{diag}(f^{(k)}) + H^{(k)} = \begin{pmatrix} f_1^{(k)} + H_{1,1}^{(k)} & H_{1,2}^{(k)} & \cdots & H_{1,N}^{(k)} \\ H_{2,1}^{(k)} & f_2^{(k)} + H_{2,2}^{(k)} & \ddots & \vdots \\ \vdots & \ddots & \ddots & H_{N-1,N}^{(k)} \\ H_{N,1}^{(k)} & \cdots & H_{N,N-1}^{(k)} & f_N^{(k)} + H_{N,N}^{(k)} \end{pmatrix},$$

where $H_{i,i}^{(k)} = -\sum_{j \in I \setminus \{i\}} H_{j,i}^{(k)}$, for $i \in I$. Given an initial vector $\theta_0 \in (0, \infty)^N$ of phenotypes, we can now model the amount of organisms with a particular phenotype via the dynamical system

$$\frac{d\theta(t)}{dt} = G_{i(t)}\theta(t), \quad \theta(0) = \theta_0. \quad (2.9)$$

The dynamical system (2.9) is a Markov switching process closely related to SGP. Indeed, we have a homogeneous ODE the right-hand side of which is switched according to a CTMP.

The different environments in the population model represent the different subsamples of the data set that are trained with SGP. While the population aims to reach a high fitness in the current environment, SGP aims to optimise an underlying model with respect to the partition of the data set that is currently subsampled. Overall, SGP aims at solving a certain optimisation problem. In general there is not ad hoc an equivalent optimisation problem in the population dynamic: Positive growth rates $(f^{(k)})_{k \in I}$ should lead to

$$\sum_{j \in I} \theta^{(j)}(t) \rightarrow \infty,$$

as $t \rightarrow \infty$. Moreover, the flows in (2.9) are likely no gradient flows with underlying scalar potential. However, diversified bet-hedging strategies also overall aim at long-term high fitness; see [49]. Hence, both, SGP and diversified bet-hedging aim to enhance a system by enhancing this system in randomly switching situations. Therefore, we believe that bet-hedging gives a good background for interpreting SGP.

3 Long-time behaviour

PDMPs have been subject of extensive studies throughout the last decades, ever since they were introduced by Davis [18]. Many of the results derived in the past also apply to SGP. Hence, the PDMP view of SGD gives us access to a large set of analytical tools. Those allow us to study mixing properties or the long-time behaviour of the algorithm, such as convergence to stationary distributions and ergodicity.

In the following, we will use tools provided by [3, 5, 6, 15, 38] to study the long-time behaviour of SGP. Indeed, we will give assumptions under which the processes generated by SGPC and SGPD have a unique stationary measure and are exponentially ergodic. For SGPD, we discuss especially the convergence to the minimum of $\bar{\Phi}$. After proving our assertions, we discuss the required assumptions with regarding linear least squares estimation problem.

3.1 Preliminaries

We collect some notation and basic facts that will be required in the following. First, we define a distance measure on X for some $q \in (0, 1]$:

$$d'(\theta, \theta') := \min\{1, \|\theta - \theta'\|^q\} \quad (\theta, \theta' \in X). \quad (3.1)$$

Note that d' is a metric on X and (X, d') forms a Polish space, i.e. it is separable and complete. Let π, π' be two probability measures on $(X, \mathcal{B}X)$. We define the *Wasserstein(-1) distance* between those measures by

$$d_W(\pi, \pi') := \inf_{H \in \text{Coup}(\pi, \pi')} \int_{X \times X} d'(\chi, \chi') dH(\chi, \chi'),$$

where $\text{Coup}(\pi, \pi')$ is the set of *couplings* of π, π' . This is the set of probability measures H on $(X \times X, \mathcal{B}X \otimes \mathcal{B}X)$, with $H(\cdot \times X) = \pi$ and $H(X \times \cdot) = \pi'$. Note that due to the boundedness of d' , the distance d_W is well-defined for any two π, π' probability measures on $(X, \mathcal{B}X)$. Indeed, the boundedness of d' also implies that convergence in d_W is equivalent to weak convergence on $(X, \mathcal{B}X)$. Finally, note that d' being a metric implies that d_W is a metric as well. For details see Chapter 6 in the book by Villani [62]. Moreover, we define the *Dirac measure* concentrated in $\theta_0 \in X$ by $\delta(\cdot - \theta_0) := \mathbf{1}[\theta_0 \in \cdot]$.

Next, we define the *flow* $\varphi_i : X \times [0, \infty) \rightarrow X$ associated to the i -th potential Φ_i , for $i \in I$. In particular, φ_i satisfies

$$\frac{d\varphi_i(\theta_0, t)}{dt} = -\nabla\Phi_i(\varphi_i(\theta_0, t)), \quad \varphi_i(\theta_0, 0) = \theta_0,$$

for any $i \in I$ and $\theta_0 \in X$. Similarly, we define the Markov kernels associated with the processes $(\theta(t))_{t>0}$ and $(\xi(t))_{t>0}$:

$$\begin{aligned} C_t(B|\theta_0, i_0) &= \mathbb{P}(\theta(t) \in B | \theta(0) = \theta_0, i(0) = i_0) & (B \in \mathcal{B}X, i_0 \in I, \theta_0 \in X), \\ D_{t|t_0}(B|\xi_0, j_0) &= \mathbb{P}(\xi(t) \in B | \xi(t_0) = \xi_0, j(t_0) = j_0) & (B \in \mathcal{B}X, j_0 \in I, \xi_0 \in X), \end{aligned}$$

where $t \geq t_0 \geq 0$. We now note two different assumptions on the convexity of the Φ_i ; a weak and a strong version.

Assumption 3.1 (Strong convexity) *For every $i \in I$, there is a $\kappa_i \in \mathbb{R}$, with*

$$\langle \theta_0 - \theta'_0, \nabla\Phi_i(\theta_0) - \nabla\Phi_i(\theta'_0) \rangle \geq \kappa_i \|\theta_0 - \theta'_0\|^2, \quad (3.2)$$

with either

(i) $\kappa_1 + \dots + \kappa_N > 0$ and there is some $c > 0$, with

$$\|\varphi_i(\theta_0, t_0)\| \leq c \quad (i \in I, \theta_0 \in X, t_0 \geq 0)$$

(weak) or

(ii) $\kappa_1 = \dots = \kappa_N > 0$ (strong).

In the strong version, we assume that all of the potentials $\{\Phi_i\}_{i \in I}$ are strongly convex. In the weak version, strong convexity of some potentials is sufficient; however, we need to ensure additionally that none of the flows escapes to infinity. Both, Assumption 3.1(i) and (ii) are quite strong. As we have mentioned before, optimisation problems in machine learning are often non-convex. However, we focus on convex optimisation problems in this study. Strong convexity implies for instance that the associated flows contract exponentially:

Lemma 3.2 Inequality (3.2) for some $i \in I$ implies that the corresponding flows contract exponentially, i.e.

$$\|\varphi_i(\theta_0, t) - \varphi_i(\theta'_0, t)\| \leq \exp(-\kappa_i t) \|\theta_0 - \theta'_0\|.$$

Proof. This is implied by Lemma 4.1 given in [15]. \square

Given this background, we now study the ergodicity of SGP. We commence with the case of a constant learning rate.

3.2 Constant learning rate

Under Assumption 3.1(i), the SGP $(\theta(t), \mathbf{i}(t))_{t>0}$ has a unique stationary measure π_C on $(Z, \mathcal{B}Z) := (X \times I, \mathcal{B}X \otimes 2^I)$ and it contracts with respect to this measure in the Wasserstein distance d_W . As the Markov process contracts exponentially, we say, the Markov process is *exponentially ergodic*. We now state this result more particularly:

Theorem 3.3 *Let Assumptions 2.6 and 3.1(i) hold. Then, $(\theta(t), \mathbf{i}(t))_{t>0}$ has a unique stationary measure π_C on $(Z, \mathcal{B}Z)$. Moreover, there exist $\kappa', c > 0$ and $q \in (0, 1]$, with*

$$d_W(\pi_C(\cdot \times I), C_t(\cdot | \theta_0, i_0)) \leq c \exp(-\kappa' t) \left(1 + \sum_{i \in I} \int_X \|\theta_0 - \theta'\|^q \pi_C(d\theta' \times \{i\}) \right)$$

for any $i_0 \in I$ and $\theta_0 \in X$.

The proof of this theorem follows similar lines as the proof of Theorem 3.5. Thus, we prove both in §3.4. Note that in Theorem 3.3, q influences the metric d' that is defined in (3.1) and that is part of the Wasserstein distance d_W . This result implies that SGPC converges very quickly to its stationary regime. For estimates of the constants in Theorem 3.3, we refer to [5]. Determining the stationary measure π_C may be rather difficult in practice; see [16, 23]. We give numerical illustrations in §5.

3.3 Decreasing learning rate

Next, we study the longtime behaviour of SGP with decreasing learning rate. Here, we are less interested in the convergence of SGP to some abstract probability measure. Instead, we study the convergence of SGPD to the minimum $\theta^* \in X$ of the full potential $\bar{\Phi}$, as well as its speed. Hence, we aim to analyse the behaviour of

$$d_W(\delta(\cdot - \theta^*), D_{t|0}(\cdot | \xi_0, j_0)),$$

as $t \rightarrow \infty$. Here, we have anticipated that the Dirac measure $\delta(\cdot - \theta^*)$ is the stationary measure of SGPD as $t \rightarrow \infty$. This can be motivated by Theorem 2.7 where SGPC converges to the full gradient flow, as $\eta \downarrow 0$.

Two aspects of SGPD imply that the analysis of this distance is significantly more involved than that of SGPC. First, the process is inhomogeneous in time; a case hardly discussed in the literature. We use the following standard idea to solve this issue:

- (i) We define a homogeneous Markov chain $(\xi'(t))_{t \geq 0}$ on an extended state space $X \times \mathbb{R}$ where the transition rate matrix of $(j(t))_{t \geq 0}$ will not depend on time, but on the current position of $(\xi'(t))_{t \geq 0}$.

Second, as $t \rightarrow \infty$ the rate matrix $B(t)$ degenerates; the diagonal entries go to $-\infty$, the off-diagonal entries will go to ∞ . This case is not covered by [15] or related literature on PDMPs – to the best of our knowledge. However, we were discussing a closely related problem in Theorem 2.7. To apply the perturbed test function theory, we require three fold actions:

- (ii) We define an auxiliary Markov jump process with bounded transition rate matrix.
- (iii) We show that the PDMP based on this Markov jump process converges to a unique stationary measure at exponential rate.
- (iv) We show that this stationary measure approximates $\delta(\cdot - \theta^*)$ at any precision. Also, we show that the auxiliary PDMP approximates SGPD.

Finally, we will obtain the following result:

Theorem 3.4 *Let Assumptions 2.6 and 3.1(ii) hold. Then, there is a function $\alpha : [0, 1) \rightarrow [0, \infty)$ that is continuous at 0 and satisfies $\alpha(0) = 0$. Moreover, for any $\varepsilon > 0$, we have a unique probability measure π_ε and constants $\kappa', c > 0$, $q \in (0, 1]$ such that*

$$d_W(\delta(\cdot - \theta^*), D_{t|0}(\cdot | \xi_0, j_0)) \leq c \exp(-\kappa' t) \left(1 + \sum_{j \in I} \int_X \|\xi_0 - \xi''\|^q \pi_\varepsilon(d\xi'' \times \{j\}) \right) + \alpha(\varepsilon),$$

for any $j_0 \in I$ and $\xi_0 \in X$.

In the following, we walk through steps (i)-(iv). Using several auxiliary results, we are then able to give a proof of Theorem 3.4.

(i) A homogeneous formulation. We now formulate the SGPD in a time-homogeneous fashion. Indeed, we define $(\xi'(t))_{t \geq 0} := (\xi(t), \tau(t))_{t \geq 0}$, with

$$\begin{aligned} \frac{d\xi'(t)}{dt} &= \begin{pmatrix} \frac{d\xi(t)}{dt} \\ \frac{d\tau(t)}{dt} \end{pmatrix} = \begin{pmatrix} -\Phi_{j(t)}(\xi(t)) \\ -\tau(t) \end{pmatrix} =: \Psi_{j(t)}(\xi'(t)), \\ \xi'(0) &= \begin{pmatrix} \xi(0) \\ \tau(0) \end{pmatrix} = \begin{pmatrix} \xi_0 \\ 1 \end{pmatrix} =: \xi'_0 \end{aligned}$$

and $(j(t))_{t \geq 0}$ has transition rate matrix

$$B'(\cdot) := B(-\log(\tau)).$$

One can see easily that this definition of SGPD is equivalent to our original Definition 2.1(ii). Note furthermore that the dynamic is defined such that if $\{\Phi_i\}_{i \in I}$ satisfies Assumption 3.1(i) (resp. (ii)) $\{\Psi_i\}_{i \in I}$ does as well.

(ii) An auxiliary PDMP. Let $\varepsilon \in (0, 1)$. We define the PDMP $(j_\varepsilon(t), \xi_\varepsilon(t))_{t \geq 0}$ by

$$\begin{pmatrix} \frac{d\xi_\varepsilon(t)}{dt} \\ \frac{d\tau_\varepsilon(t)}{dt} \end{pmatrix} = \begin{pmatrix} -\Phi_{j_\varepsilon(t)}(\xi(t)) \\ \varepsilon - \tau_\varepsilon(t) \end{pmatrix}, \quad \begin{pmatrix} \xi_\varepsilon(0) \\ \tau_\varepsilon(0) \end{pmatrix} = \begin{pmatrix} \xi_0 \\ 1 \end{pmatrix},$$

where the Markov jump process $(j_\varepsilon(t))_{t \geq 0}$ has transition rate matrix $B_\varepsilon(\cdot) := B(-\log(\tau_\varepsilon))$. Note that – as opposed to $B(\cdot)$ – this transition rate matrix converges to $B(-\log(\varepsilon))$, as $t \rightarrow \infty$. Moreover, we define the Markov transition kernel of $(\xi_\varepsilon(t))_{t \geq 0}$ by $D_{t|t_0}^\varepsilon$.

(iii) Ergodicity of the auxiliary process. The following theorem shows that the auxiliary process $(\xi_\varepsilon(t), j_\varepsilon(t))_{t \geq 0}$ converges at exponential rate to its unique stationary measure.

Theorem 3.5 *Let Assumptions 2.6 and 3.1(ii) hold and let $\varepsilon > 0$. Then, $(\xi_\varepsilon(t), j_\varepsilon(t))_{t > 0}$ has a unique stationary measure π_ε on $(Z, \mathcal{B}Z)$. Moreover, there exist $\kappa', c > 0$ and $q \in (0, 1]$, with*

$$d_W(\pi_\varepsilon(\cdot \times I), D_{t|0}^\varepsilon(\cdot | \xi_0, j_0)) \leq c \exp(-\kappa' t) \left(1 + \sum_{j \in I} \int_X \|\xi_0 - \xi''\|^q \pi_\varepsilon(d\xi'' \times \{j\}) \right)$$

for any $j_0 \in I$ and $\xi_0 \in X$.

As mentioned before, we give the proof of Theorem 3.5 in §3.4. Note that we now require Assumption 3.1(ii), i.e., the strong version.

(iv) **Weak convergence of the auxiliary process.** The last preliminary step consists in showing that the auxiliary process $(\xi_\varepsilon(t))_{t \geq 0}$ approximates the SGPD $(\xi(t))_{t \geq 0}$. Moreover, the same needs to hold for the respective stationary measures.

Proposition 3.6 *Let Assumptions 2.6 and 3.1 hold. Then,*

(i) *there is a function $\alpha' : [0, 1) \rightarrow [0, \infty)$, that is continuous at 0 and satisfies $\alpha'(0) = 0$, such that*

$$d_W(D_{t|0}^\varepsilon(\cdot|\xi_0, j_0), D_{t|0}(\cdot|\xi_0, j_0)) \leq \alpha'(\varepsilon),$$

for any $j_0 \in I, \xi_0 \in X, t \geq t_0 \geq 0$.

(ii) *there is a function $\alpha'' : [0, 1) \rightarrow [0, \infty)$, that is continuous at 0 and satisfies $\alpha''(0) = 0$, such that*

$$d_W(\delta(\cdot - \theta^*), \pi_\varepsilon(\cdot \times I)) \leq \alpha''(\varepsilon)$$

The proof of Proposition 3.6 is more involved. We present our proof along with several auxiliary results in §3.5.

Given the results in (i)-(iv), we can proceed to proving the main result.

Proof of Theorem 3.4. Note that by the triangle inequality, we have

$$\begin{aligned} d_W(\delta(\cdot - \theta^*), D_{t|0}(\cdot|\xi_0, j_0)) &\leq d_W(\delta(\cdot - \theta^*), \pi_\varepsilon(\cdot \times I)) \\ &\quad + d_W(\pi_\varepsilon(\cdot \times I), D_{t|0}^\varepsilon(\cdot|\xi_0, j_0)) \\ &\quad + d_W(D_{t|0}^\varepsilon(\cdot|\xi_0, j_0), D_{t|0}(\cdot|\xi_0, j_0)). \end{aligned}$$

Now, we employ Theorem 3.5 and Proposition 3.6. We finally obtain our assertion setting $\alpha := \alpha' + \alpha''$. \square

3.4 Proofs of Theorem 3.3 and Theorem 3.5

The proof of Theorem 3.3 proceeds by showing the assumptions of Theorem 1.4 in [15], which implies exponential ergodicity of the PDMP. Under the same assumptions, Corollary 1.11 of [5] implies uniqueness of the stationary measure. We denote the necessary assumptions below, then we proceed with the proof.

Assumption 3.7 *We consider the following three assumptions:*

(i) *the process $(\mathbf{i}(t))_{t \geq 0}$ is non-explosive, irreducible and positive recurrent,*

(ii) *the Markov kernels representing the different gradient flows $C_t^{(i)}(\cdot|\theta_0) := \delta(\cdot - \varphi_i(\theta_0, t))$ are on average exponentially contracting in d_W , i.e. for any two probability measures π, π' on $(X, \mathcal{B}X)$ satisfy*

$$d_W(\pi C_t^{(i)}, \pi' C_t^{(i)}) \leq \exp(-\kappa_i t) d_W(\pi, \pi') \quad (i \in I)$$

for any $t > 0$ and $\kappa_1 + \dots + \kappa_N > 0$, and

(iii) *for some $t > 0$ the Markov kernel C_t starting in some point $\theta_0 \in X$ has a finite first moment, i.e.*

$$\frac{1}{N} \sum_{i_0=1}^N \int \|\theta\| C_t(d\theta|\theta_0, i_0) < \infty.$$

Proof of Theorem 3.3. Assumption 3.7(i) is satisfied by standard properties of continuous-time Markov processes on finite sets. Assumption 3.7(ii) is implied by Assumption 3.1(i); see also the proof of Lemma 2.2 in [15]: Let G be in $\text{Coup}(\pi, \pi')$ and choose $H \in \text{Coup}(\pi C_t^{(i)}, \pi' C_t^{(i)})$, such that

$$\int_{X \times X} d'(\chi, \chi') dH(\chi, \chi') = \int_{X \times X} d'(\varphi_i(\chi, t), \varphi_i(\chi', t)) dG(\chi, \chi').$$

By Assumption 3.1(i) and Lemma 3.2, we have

$$\int_{X \times X} d'(\varphi_i(\chi, t), \varphi_i(\chi', t)) dG(\chi, \chi') \leq \exp(-\kappa_i t) \int_{X \times X} d'(\chi, \chi') dG(\chi, \chi')$$

Thus, we have indeed the required contractivity in the Wasserstein distance:

$$d_W(\pi C_t^{(i)}, \pi' C_t^{(i)}) \leq \int_{X \times X} d'(\chi, \chi') dH(\chi, \chi') \leq \exp(-\kappa_i t) \int_{X \times X} d'(\chi, \chi') dG(\chi, \chi')$$

As $d_W(\pi C_t^{(i)}, \pi' C_t^{(i)})$ does not depend on H and G , we finally obtain

$$d_W(\pi C_t^{(i)}, \pi' C_t^{(i)}) \leq \exp(-\kappa_i t) d_W(\pi, \pi').$$

Concerning Assumption 3.7(iii), we employ the boundedness of the flows in Assumption 3.1(i). \square

Now we move on to the proof of Theorem 3.5. It is conceptually similar to the proof of Theorem 3.3: It relies on proving the necessary assumptions of Theorem 3.3 in [15]. The uniqueness of the stationary measure follows under the same assumptions from Corollary 1.16 in [5]. We state these assumptions below.

Assumption 3.8 *We consider the following four assumptions:*

(i) *there is a transition rate matrix \underline{B} leading to a positive recurrent, irreducible Markov chain and*

$$\underline{B}_{i,j} = \inf_{\tau \in (\varepsilon, 1]} B_\varepsilon(t)_{i,j} \quad (i, j \in I, i \neq j),$$

(ii) *the Markov kernels representing the different gradient flows $C_t^{(i)}(\cdot | \theta_0) := \delta(\cdot - \varphi_i(\theta_0, t))$ are exponentially contracting in d_W , i.e. for any two probability measures π, π' on $(X, \mathcal{B}X)$ satisfy*

$$d_W(\pi C_t^{(i)}, \pi' C_t^{(i)}) \leq \exp(-\kappa_i t) d_W(\pi, \pi') \quad (i \in I)$$

for any $t > 0$ and $\kappa_1 = \dots = \kappa_N > 0$,

(iii) *for some $t > 0$ the Markov kernel $D_{t|0}^\varepsilon$ starting in some point $\xi_0 \in X$ has a finite first moment, i.e.*

$$\frac{1}{N} \sum_{i_0=1}^N \int \|\xi\| D_{t|0}^\varepsilon(d\xi | \xi_0, j_0) < \infty,$$

and

(iv) *the transition rate matrix B_ε is bounded in the sense that*

$$\sup_{\tau \in (\varepsilon, 1]} \sup_{i \in I} \sum_{j \in I} B_\varepsilon(\tau)_{i,j} \mathbf{1}[i \neq j] < \infty \quad (3.3)$$

and $\sup_{i \in I} \sum_{j \in I} B_\varepsilon(\tau)_{i,j} \mathbf{1}[i \neq j]$ is Lipschitz continuous with respect to $\tau \in (\varepsilon, 1]$.

Note that Assumption 3.8(i)-(iii) closely correspond to Assumption 3.7.

Proof of Theorem 3.5. The matrix \underline{B} in Assumption 3.8(i) is given by

$$\underline{B}_{i,j} = \mu(0), \quad \underline{B}_{i,i} = -(N-1) \cdot \mu(0) \quad (i, j \in I, i \neq j)$$

which indeed induces positive recurrent, irreducible continuous-time Markov chain. Assumption 3.8(ii) can be proven analogously to Assumption 3.7(ii) in the proof of Theorem 3.3. Here, Assumption 3.1(i) is replaced by Assumption 3.1(ii). Next, we prove Assumption (iv). First, note that we can write

$$\sup_{i \in I} \sum_{j \in I} B_\varepsilon(t)_{i,j} \mathbf{1}[i \neq j] = (N-1) \mu(\tau_\varepsilon(t)) = (N-1) \mu(-\log(\tau)).$$

Boundedness and Lipschitz continuity of this function, follows from the boundedness of $\tau \in (\varepsilon, 1]$ and the Lipschitz continuity of μ . Assumption 3.8(iii) follows from Lemma 1.14 in [5] and Assumption 3.8(iv). \square

3.5 Proof of Proposition 3.6

In this subsection, we prove Proposition 3.6. First, we show weak convergence of $(\xi_\varepsilon(t))_{t \geq 0} \Rightarrow (\xi(t))_{t \geq 0}$ in the sense of (2.8). Given this result, we will be able to construct the function α' and thus prove Proposition 3.6(i). Part (ii) of the proposition will rely on showing that $(\xi_\varepsilon(t))_{t \geq 0}$ approximates the underlying gradient flow, as discussed in Theorem 2.7.

Lemma 3.9 *Let Assumption 2.6 hold. Then,*

$$(\xi_\varepsilon(t), \tau_\varepsilon(t), \mathbf{j}_\varepsilon(t))_{t \geq 0} \Rightarrow (\xi(t), \tau(t), \mathbf{j}(t))_{t \geq 0},$$

as $\varepsilon \downarrow 0$.

Proof. Let $Z' := X \times \mathbb{R} \times \mathbb{R}$, let \mathcal{A} be the (infinitesimal) generator of $(\xi(t), \tau(t), \mathbf{j}(t))_{t \geq 0}$, and let analogously \mathcal{A}_ε be the generator of $(\xi_\varepsilon(t), \tau_\varepsilon(t), \mathbf{j}_\varepsilon(t))_{t \geq 0}$, for any $\varepsilon > 0$. We will now employ Theorem 3.2 of [38] which implies our assertion, if

- (i) the family $(\xi_\varepsilon(t))_{t \geq 0, \varepsilon > 0}$ is tight with respect to ε ,
- (ii) for any $T \in (0, \infty)$ and any test function $f \in C'$ there is a ‘perturbed’ test function $f^\varepsilon : [0, \infty) \rightarrow \mathbb{R}$, such that

$$\sup_{\substack{t \geq 0 \\ \varepsilon \in (0, 1]}} \mathbb{E} [|f^\varepsilon(t) - f(\xi_\varepsilon(t), \tau_\varepsilon(t), \mathbf{j}_\varepsilon(t))|] < \infty, \quad (3.4)$$

$$\lim_{\varepsilon \downarrow 0} \mathbb{E} [|f^\varepsilon(t) - f(\xi_\varepsilon(t), \tau_\varepsilon(t), \mathbf{j}_\varepsilon(t))|] = 0 \quad (t \geq 0), \quad (3.5)$$

$$\sup_{\substack{t \in (0, T] \\ \varepsilon \in (0, 1]}} \mathbb{E} [|\mathcal{A}_\varepsilon f^\varepsilon(t) - \mathcal{A}f(\xi_\varepsilon(t), \tau_\varepsilon(t), \mathbf{j}_\varepsilon(t))|] < \infty, \quad (3.6)$$

$$\lim_{\varepsilon \downarrow 0} \mathbb{E} [|\mathcal{A}_\varepsilon f^\varepsilon(t) - \mathcal{A}f(\xi_\varepsilon(t), \tau_\varepsilon(t), \mathbf{j}_\varepsilon(t))|] = 0 \quad (0 \leq t \leq T). \quad (3.7)$$

Here, C' is uniformly dense in the space $C_c^0(Z')$ of continuous functions with compact support.

First, note that the generators are given by

$$\begin{aligned} \mathcal{A}f(\xi, \tau, i) &:= \left\langle \begin{pmatrix} -\Phi_i(\xi) \\ -\tau \end{pmatrix}, \nabla_{\xi, \tau} f(\xi, \tau, i) \right\rangle + \mu(-\log(\tau)) \sum_{j \in I} (f(\xi, \tau, j) - f(\xi, \tau, i)), \\ \mathcal{A}_\varepsilon f(\xi, \tau, i) &:= \left\langle \begin{pmatrix} -\Phi_i(\xi) \\ \varepsilon - \tau \end{pmatrix}, \nabla_{\xi, \tau} f(\xi, \tau, i) \right\rangle + \mu(-\log(\tau)) \sum_{j \in I} (f(\xi, \tau, j) - f(\xi, \tau, i)), \end{aligned}$$

for any $f : Z' \rightarrow \mathbb{R}$ that is twice continuously differentiable and vanishes at infinity; see, e.g., [18] for details. Here, we understand the processes $(\xi(t), \tau(t), \mathbf{j}(t))_{t \geq 0}$ and $(\xi_\varepsilon(t), \tau_\varepsilon(t), \mathbf{j}_\varepsilon(t))_{t \geq 0}$ as Markov jump diffusions. Tightness in (i) follows from the boundedness of the Hessian in Assumption 2.6; see Theorem 2.4 in [38] and the proof of Theorem 4.1 *ibidem*.

To prove (ii), we choose the test space $C' := C_0^2(Z')$, which is the space of twice continuously differentiable functions that vanish at infinity and that have bounded C^2 -sup-norm. Note that the Stone-Weierstrass Theorem for locally compact Z' implies that $C_0^2(Z')$ is uniformly dense in $C_c^0(Z')$. Thus, $C_0^2(Z')$ is also uniformly dense in $C_c^0 \subseteq C_0^0$.

Now, for any test function $f \in C'$ we choose the perturbed test function $f^\varepsilon(t) := f(\xi_\varepsilon(t))$, $t \geq 0, \varepsilon \in (0, 1]$. Then, we have $f^\varepsilon - f(\xi_\varepsilon) \equiv 0$, for any $\varepsilon \in (0, 1]$. Hence, (3.4) and (3.5) are satisfied. Now towards (3.6) and (3.7). For $\varepsilon > 0$ and $t \in [0, T]$, we compute

$$\mathcal{A}_\varepsilon f^\varepsilon(t) - \mathcal{A}f(\xi_\varepsilon(t), \tau_\varepsilon(t), \mathbf{j}_\varepsilon(t)) = \varepsilon \cdot \frac{\partial}{\partial \tau} f(\xi_\varepsilon(t), \tau_\varepsilon(t), \mathbf{j}_\varepsilon(t)).$$

By assumption the partial derivatives of f are bounded. Hence, we obtain

$$\mathbb{E} \left[\left| \mathcal{A}_\varepsilon f^\varepsilon(t) - \mathcal{A}f(\xi_\varepsilon(t), \tau_\varepsilon(t), \mathbf{j}_\varepsilon(t)) \right| \right] \leq \varepsilon \sup_{z' \in Z'} \left| \frac{\partial f(z')}{\partial \tau} \right|,$$

where the supremum on the right-hand side is finite, as $f \in C'$. This proves (3.6), (3.7) and concludes the proof. \square

We can now employ Lemma 3.9 to find an appropriate bound for the Wasserstein distances in the first part of Proposition 3.6.

Proof of Proposition 3.6 (i). From Lemma 3.9, we know that $(\xi_\varepsilon(t), \tau_\varepsilon(t), \mathbf{j}_\varepsilon(t))_{t \geq 0} \Rightarrow (\xi(t), \tau(t), \mathbf{j}(t))_{t \geq 0}$, as $\varepsilon \downarrow 0$. Note that this is equivalent to $(\xi_\varepsilon(t), \tau_\varepsilon(t), \mathbf{j}_\varepsilon(t))_{t \geq 0} - (\xi(t), \tau(t), \mathbf{j}(t))_{t \geq 0} \Rightarrow 0$. We now construct the function $\alpha'(\cdot)$. Let

$$F(\xi, \tau, \mathbf{j}) := \left(\sup_{t \geq 0} \min\{1, \|\xi(t)\|\} \right)^q,$$

where $(\xi, \tau, \mathbf{j}) \in C^0([0, \infty); Z')$. F is bounded and continuous on $(C^0([0, \infty); Z), \|\cdot\|_\infty)$, since

$$F(\xi, \tau, \mathbf{j}) = \begin{cases} 1, & \text{if } \|\xi\|_\infty > 1, \\ \|\xi\|_\infty^q, & \text{if } \|\xi\|_\infty \leq 1 \end{cases}$$

is continuous for any $(\xi, \tau, \mathbf{j}) \in C^0([0, \infty); Z')$. The weak convergence of

$$(\xi_\varepsilon(t), \tau_\varepsilon(t), \mathbf{j}_\varepsilon(t))_{t \geq 0} - (\xi(t), \tau(t), \mathbf{j}(t))_{t \geq 0} \Rightarrow 0$$

implies

$$\mathbb{E} [F((\xi_\varepsilon(t), \tau_\varepsilon(t), \mathbf{j}_\varepsilon(t))_{t \geq 0} - (\xi(t), \tau(t), \mathbf{j}(t))_{t \geq 0})] \rightarrow 0,$$

as $\varepsilon \downarrow 0$. Now, the definition of the Wasserstein distance and the monotonicity of the integral imply for any $t \geq 0$:

$$\begin{aligned} d_W(D_{t|0}^\varepsilon(\cdot|\xi_0, j_0), D_{t|0}(\cdot|\xi_0, j_0)) &\leq \mathbb{E}[\min\{1, \|\xi(t) - \xi_\varepsilon(t)\|^q\}] \\ &\leq \mathbb{E}[F((\xi_\varepsilon(t), \tau_\varepsilon(t), \mathbf{j}_\varepsilon(t))_{t \geq 0} - (\xi(t), \tau(t), \mathbf{j}(t))_{t \geq 0})] \end{aligned}$$

Hence, we obtain the desired results by setting

$$\alpha'(\varepsilon) := \mathbf{1}[\varepsilon > 0] \mathbb{E}[F((\xi_\varepsilon(t) - \xi(t), \tau_\varepsilon(t) - \tau(t), \mathbf{j}_\varepsilon(t) - \mathbf{j}(t))_{t \geq 0})].$$

\square

To prove the second part of this proposition, we proceed as follows: we argue that the auxiliary process $(\xi_\varepsilon(t), \tau_\varepsilon(t), \mathbf{j}_\varepsilon(t))_{t \geq 0}$ behaves in its stationary regime like the SGPC setting with $\lambda := \mu(-\log(\varepsilon))$ in Lemma 3.10. Then, however, we can show with Theorem 2.7, that the process behaves like the precise gradient flow, as $\varepsilon \downarrow 0$. In Lemma 3.11, we remind ourselves that the precise gradient flow has $\delta(\cdot - \theta^*)$ as a stationary measure. Finally, to prove Proposition 3.6(ii) it will suffice to show that in Theorem 2.7, also the corresponding stationary measures converge weakly.

Lemma 3.10 *Let Assumptions 2.6 and 3.1(ii) hold. Moreover, let $\lambda := \mu(-\log(\varepsilon))$, let π_C be the stationary distribution of $(\theta(t), \mathbf{i}(t))_{t \geq 0}$, and let π_ε be the stationary distribution of $(\xi_\varepsilon(t), \tau_\varepsilon(t), \mathbf{j}_\varepsilon(t))_{t \geq 0}$. Then,*

$$\pi_C(A \times J) = \pi_\varepsilon(A \times \{\varepsilon\} \times J),$$

for any $A \in \mathcal{B}X$ and $J \subseteq I$.

Proof. Note that the stationary measure of the process $(\xi_\varepsilon(t), \tau_\varepsilon(t), \mathbf{j}_\varepsilon(t))_{t \geq 0}$ does not change, when setting $\tau_\varepsilon(0) := \varepsilon$. Then however, $(\xi_\varepsilon(t), \mathbf{j}_\varepsilon(t))_{t \geq 0}$ and $(\theta(t), \mathbf{i}(t))_{t \geq 0}$ are identically generated. Hence, they have the same stationary distribution. Also, Theorem 3.3 and Theorem 3.5 imply that those stationary distributions are unique. \square

Lemma 3.11 *Let Assumptions 2.6 and 3.1(ii) hold. Then, $\bar{\Phi}$ is strongly convex and for the flow $\bar{\varphi}$ corresponding to $\nabla \bar{\Phi}$, we have*

$$\|\bar{\varphi}(\theta_0, t) - \bar{\varphi}(\theta'_0, t)\| \leq \exp(-\kappa_1 t) \|\theta_0 - \theta'_0\|,$$

where $\theta_0, \theta'_0 \in X, t \geq 0$. Hence, $\delta(\cdot - \theta^*)$ is the unique stationary measure of the ‘precise’ gradient flow defined in (2.7).

Proof. The first part follows from Lemma 3.2. The second part is implied by the Banach Fixed-Point Theorem and by the stationarity of θ^* with respect to $\nabla \bar{\Phi}$. \square

Now, we proceed to prove the second part of the main proposition.

Proof of Proposition 3.6(ii). By Lemma 3.10 and Lemma 3.11, it will be sufficient to show that in the setting of Theorem 2.7, the stationary measure of SGPC with $\lambda := \mu(-\log(\varepsilon))$ converges to the stationary measure of the gradient flow $(\zeta(t))_{t \geq 0}$. We proceed as in Chapters 6.4 and 6.5 of [38], i.e. we need to show

- (i) $(\zeta(t))_{t \geq 0}$ has a unique stationary measure $\bar{\pi}$ and $\zeta(t) \Rightarrow \bar{\pi}$, as $t \rightarrow \infty$,
- (ii) θ^* is Lyapunov stable for $(\zeta(t))_{t \geq 0}$,
- (iii) Let $t_\varepsilon \rightarrow t_0 \in \mathbb{R}$, as $\varepsilon \downarrow 0$. Then, $\mathbb{P}(\theta(t_\varepsilon) \in \cdot) \Rightarrow \mathbb{P}(\zeta(0) \in \cdot)$, as $\varepsilon \downarrow 0$, implies that $(\theta(t_\varepsilon + t))_{t \geq 0} \Rightarrow (\zeta(t))_{t \geq 0}$, as $\varepsilon \downarrow 0$,
- (iv) There is an $\varepsilon' > 0$, such that $(\theta(t))_{t \geq 0, \varepsilon' \geq \varepsilon > 0}$ is tight with respect to both t and ε .

Those assumptions will imply that $\theta(t) \Rightarrow \bar{\pi}$, as $\varepsilon \downarrow 0$ and $t \rightarrow \infty$; see Theorem 6.5 in [38]. As $(\theta(t))_{t \geq 0}$ has a unique stationary measure, we have that $\pi_C \Rightarrow \bar{\pi}$. Now to prove these four assertions. (i), (ii) follow immediately from Lemma 3.11, with $\bar{\pi} := \delta(\cdot - \theta^*)$. (iii) is implied by Theorem 2.9. Due to the strong convexity that we have assumed in Assumption 3.1(ii), we know that the process cannot escape a certain compact set; see Lemma 1.14 in [5] for details. This implies tightness as needed in (iv).

Finally, note that $\pi_C \Rightarrow \bar{\pi}$ already implies that they also converge in d_W . Hence, we can construct a function α'' accordingly. \square

3.6 Linear least squares problems

In this section, we illustrate the theoretical results of §§3.2–3.5 with an abstract example. In particular, we show that Assumptions 2.6 and 3.1 hold for linear least squares problems under weak assumptions. Those appear in (regularised) linear or polynomial regression.

Let $Y := \mathbb{R}^M$, $y \in Y$, and $G : X \rightarrow Y$ be a linear operator. Y is the *data space*, y is the *observed data set*, and G is the *parameter-to-data map*. We consider the problem of estimating

$$\theta^* \in \operatorname{argmin}_{\theta \in X} \bar{\Phi}(\theta) := \frac{1}{2} \|G\theta - y\|^2, \quad (3.8)$$

which is called *linear least squares problem*.

We aim to solve this problem by the stochastic gradient descent algorithm. Indeed, we define

$$\Phi_i(\theta_0) := \frac{1}{2} \|G_i \theta_0 - y_i\|^2 \quad (\theta_0 \in X, i \in I),$$

where y_i is an element of another Euclidean vector space $Y_i := \mathbb{R}^{M_i}$ and $G_i : X \rightarrow Y_i$ is a linear operator, for $i \in I$. We assume that these are given such that the space $Y = \prod_{i \in I} Y_i$, the vector

$(y_i)_{i \in I} = N \cdot y$, and the operator $[G_1^T, \dots, G_N^T]^T = N \cdot G$. To define the SGP, we now need to derive the gradient field. This is given by the associated normal equations:

$$\nabla \Phi_i(\theta_0) = G_i^T G_i \theta_0 - G_i^T y_i \quad (\theta_0 \in X, i \in I).$$

These vector fields are linear, thus, satisfy Assumption 2.6. Now we discuss Assumption 3.1. Let $i \in I$. Note that $G_i^T G_i$ is symmetric, positive semi-definite. We have

$$\langle \theta_0 - \theta'_0, \Phi_i(\theta_0) - \Phi_i(\theta'_0) \rangle = \langle \theta_0 - \theta'_0, G_i^T G_i (\theta_0 - \theta'_0) \rangle \geq \kappa_i \|\theta_0 - \theta'_0\|^2,$$

where $\kappa_i \geq 0$ is the smallest eigenvalue of $G_i^T G_i$. This implies that Assumption 3.1(i) holds, if there is some $i \in I$ with $G_i^T G_i$ strictly positive definite. Furthermore, Assumption 3.1(ii) holds, if for all $i \in I$ the matrix $G_i^T G_i$ is strictly positive definite.

Strict positive definiteness of $G_i^T G_i$ is satisfied, if $\dim Y_i \geq \dim X$ and G_i has full rank, for $i \in I$. The inequality $\dim Y_i \geq \dim X$ is not restrictive, as we apply SGD typically in settings with very large data sets. If the G_i do not have full rank, one could add a Tikhonov regulariser to the target function in (3.8).

4 From continuous to discrete

In the previous sections, we have introduced and discussed SGP mainly as an analytical tool and abstract framework to study SGD. However, we can also apply SGP more immediately in practice. To this end, we need to consider the following computational tasks:

- (i) discretisation of deterministic flows $(\varphi_i)_{i \in I}$
- (ii) discretisation of continuous-time Markov processes $(\mathbf{i}(t))_{t \geq 0}$, resp. $(\mathbf{j}(t))_{t \geq 0}$

The discretisation of the $(\varphi_i)_{i \in I}$ consists in the discretisation of several homogeneous ODEs. The discretisation of ODEs has been studied extensively; see, e.g., [32]. Thus, we focus on (ii) and discuss a sampling strategy for the CTMPs in §4.1.

A different aspect is the following: note that when specifying strategies for (i) and (ii), we implicitly construct a stochastic optimisation algorithm. Since we have introduced SGP as a continuous-time variant of SGD, one of these algorithms should be the original SGD algorithm. Indeed, in §4.2 we will explain a rather crude discretisation scheme which allows us to retrieve SGD. Well-known algorithms beyond SGD that can be retrieved from SGP are discussed in §4.3.

4.1 Applying SGP

We now briefly explain a strategy that allows us to sample the CTMPs $(\mathbf{i}(t))_{t \geq 0}$ and $(\mathbf{j}(t))_{t \geq 0}$. Without loss of generality, we focus on the second case, $(\mathbf{j}(t))_{t \geq 0}$.

Indeed, we give a sampling strategy in Algorithm 2. It commences by sampling an initial value $\mathbf{j}(0)$. This value remains constant for the duration of the random waiting time. After this waiting time is over, we sample the next value of the process from a uniform distribution on all states, but the current state. This value is kept constant for another random waiting time and so on. This strategy goes back to Gillespie [27]; see also [51] for this and other sampling strategies for CTMPs on discrete spaces.

The potentially most challenging step in Algorithm 2 is the sampling from the distribution $\pi_{\text{wt}}(\cdot | t_0)$ in line 4. In the case of SGPC, i.e. if η is constant, this sampling just comes down to sampling from an exponential distribution. In SGPD, the sampling could be performed using the quantile function of $\pi_{\text{wt}}(\cdot | t_0)$, if accessible. We sketch the method below. If the quantile function is not accessible, strategies such as rejection sampling may be applicable; see [53] for details. In the following, we consider the case where $1/\eta(\cdot)$ is an affine function.

Algorithm 2 Sampling $(\mathbf{j}(t))_{t \geq 0}$

- 1: sample $\mathbf{j}(0) \sim \text{Unif}(I)$
 - 2: $T_0 \leftarrow 0$
 - 3: **for** $k = 1, 2, \dots$ **do**
 - 4: sample $D \sim \pi_{\text{wt}}(\cdot | T_{k-1})$
 - 5: $T_k \leftarrow T_{k-1} + D$
 - 6: $\mathbf{j}|_{[T_{k-1}, T_k)} \leftarrow \mathbf{j}(T_{k-1})$
 - 7: $\mathbf{j}(T_k) \sim \text{Unif}(I \setminus \{\mathbf{j}(T_{k-1})\})$
 - 8: **return** $(\mathbf{j}(t))_{t \geq 0}$
-

Example 4.1 Let $\eta(t) := (at + b)^{-1}$, for $t \geq 0$ and some $a, b > 0$. Then, we have for $t_0 \geq 0$ and $t \geq t_0$:

$$\begin{aligned} \pi_{\text{wt}}((-\infty, t] | t_0) &= 1 - \exp\left(-\int_0^t au + at_0 + bdu\right) \\ &= 1 - \exp\left(-\frac{1}{2}at^2 - at_0t - bt\right). \end{aligned}$$

By inverting this formula, we obtain the quantile function

$$Q(s | t_0) = \frac{-at_0 - b + \sqrt{(at_0 + b)^2 - 2a \log(1 - s)}}{a}, \quad (4.1)$$

where $s \in (0, 1)$, $t_0 \geq 0$. Using this quantile function, we are able to sample from $\pi_{\text{wt}}(\cdot | t_0)$. Note that for $S \sim \text{Unif}((0, 1))$ we have $\mathbb{P}(Q(S | t_0) \in \cdot) = \pi_{\text{wt}}(\cdot | t_0)$. We have used this technique to estimate mean and standard deviations of $\pi_{\text{wt}}(\cdot | t_0)$ for $t_0 \in [0, 10^4]$ and $a = b = 1$; see Figure 4.1. We observe that the mean behaves as $\eta(\cdot)$, showing a similarity with the exponential distribution.

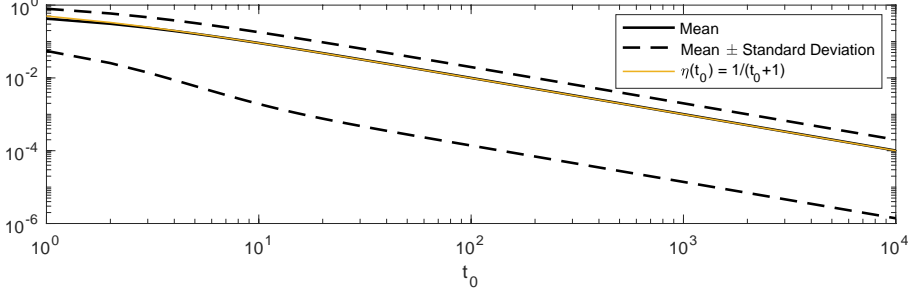


Figure 4.1: Mean and standard deviations for the time-dependent probability measure $\pi_{\text{wt}}(\cdot | t_0)$ from Example 4.1 with $a = b = 1$ and $t_0 \in [0, 10^4]$. Mean and standard deviations are estimated with standard Monte Carlo using 10^4 samples.

4.2 Retrieving SGD from SGP

Now, we discuss how the SGP dynamic needs to be discretised to retrieve the SGD algorithm. To this end, we list some features that we need to keep in mind: The waiting times between switches of the data sets are deterministic in SGD and random in SGP. The processes $(\mathbf{i}(t))_{t \geq 0}$ and $(\mathbf{j}(t))_{t \geq 0}$ in SGP indeed jump with probability one after the waiting time is over, i.e. $\mathbf{i}(t) \neq \mathbf{i}(s)$ when one jump occurred in $(t, s]$. In SGD, however, it is possible to have a data set picked from the sample twice in a row. Finally, we need to discretise the flows $(\varphi_i)_{i \in I}$ using the explicit Euler method.

We approximate the process $(\mathbf{j}(t))_{t \geq 0}$ by

$$\widehat{\mathbf{j}}(t) := \sum_{k=0}^{\infty} \mathbf{j}_k \mathbf{1}[\widehat{t}_k \leq t < \widehat{t}_{k+1}], \quad (4.2)$$

where $\mathbf{j}_0, \mathbf{j}_1, \dots \sim \text{Unif}(I)$ i.i.d. and the sequence $(\hat{t}_k)_{k=0}^\infty$ is given by

$$\hat{t}_0 := 0, \quad \hat{\eta}_{k+1} := \eta(\hat{t}_k), \quad \hat{t}_k := \sum_{\ell=1}^k \hat{\eta}_\ell \quad (k \in \mathbb{N}).$$

Note that with this definition of the sequence $(\hat{\eta}_k)_{k=1}^\infty$, we obtain $\hat{\eta}_k = \eta_k$, $k \in \mathbb{N}$, which was the discrete learning rate defined in Algorithm 1. See our discussion in §2.2 for the choice of $(\hat{\mathbf{j}}(t))_{t \geq 0}$ as an approximation of $(\mathbf{j}(t))_{t \geq 0}$. If we employ $(\hat{\mathbf{j}}(t))_{t \geq 0}$ and an explicit Euler discretisation with step length η_k in step $k \in \mathbb{N}$ to discretise the respective flows $(\varphi_i)_{i \in I}$, we obtain precisely the process defined in Algorithm 1.

4.3 Beyond SGD

In §4.2, we have discussed how to discretise the SGP $(\xi(t))_{t \geq 0}$ to obtain the standard SGD algorithm. It is also possible to retrieve other stochastic optimisation algorithms by employing other discretisation strategies for the flows $(\varphi_i)_{i \in I}$. Note, e.g., that when replacing the explicit Euler discretisation of the flows $(\varphi_i)_{i \in I}$ in §4.2 by an implicit Euler discretisation, we obtain the *stochastic proximal point algorithm*; see, e.g., Proposition 1 of [7] for details.

Using higher-order methods instead of explicit/implicit Euler, we obtain higher-order stochastic optimisation methods. Those have been discussed by Song et al. [60]. Adaptive Learning Rates for SGD are conceptually similar to adaptive stepsize algorithms in ODE solvers, but follow different ideas in practice; see [21, 44].

Linear-complexity SGD-type methods, like Stochastic Average Gradient (SAG) [57], Stochastic Variance Reduced Gradient (SVRG) [34], or SAGA [19] remind us of multistep integrators for ODEs. Here, the update does not only depend on the current state of the system, but also on past states. On the other hand, variance reduction in the discretisation of stochastic dynamical systems is, e.g., the object of Multilevel Monte Carlo path sampling, as proposed by Giles [26].

5 Numerical illustrations

We now aim to get an intuition behind the stationary measures π_C, π_ε , the convergence of the Markov processes, and how SGP compares with SGD. The measures π_C, π_ε appear in Theorem 3.3 and 3.5.

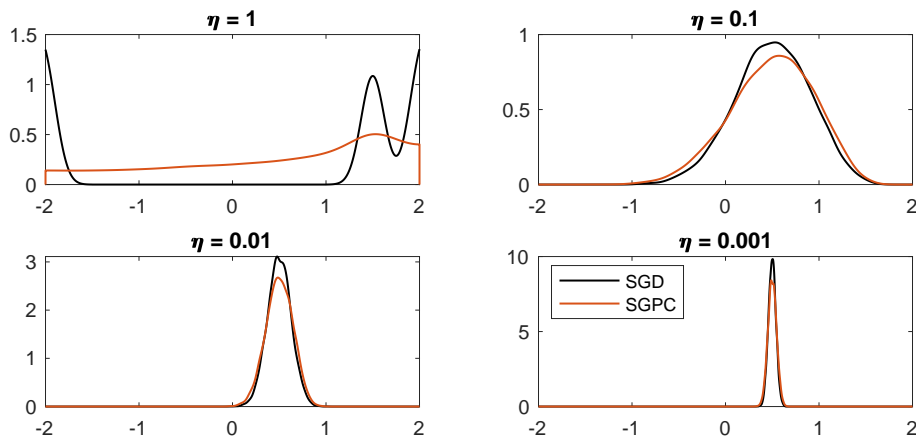


Figure 5.1: Estimated stationary measures of SGD and SGPC with different $\eta \in \{1, 10^{-1}, 10^{-2}, 10^{-3}\}$ and initial value $\theta_0 = -1.5$. The results are based on kernel density estimations with 10^4 samples each of $\theta(10)$ for SGPC and θ_k with $k = 10/\eta$ for SGD.

Below, we define the academic example that we study throughout this section. It fits into the linear least squares framework discussed in §3.6. Moreover, it satisfies Assumptions 2.6 and 3.1(ii); see §3.6. Then, we proceed by applying SGD, SGPC, and SGPD.

Example 5.1 Let $N := 3$, i.e. $I := \{1, 2, 3\}$, and $X := \mathbb{R}$. We define the potentials

$$\Phi_1(\theta) := \frac{1}{2}(\theta + 2)^2, \quad \Phi_2(\theta) := \frac{1}{2}(\theta - 1.5)^2, \quad \Phi_3(\theta) := \frac{1}{2}(\theta - 2)^2 \quad (\theta \in X).$$

The minimiser of $\bar{\Phi} \equiv \Phi_1/3 + \Phi_2/3 + \Phi_3/3$ is $\theta^* = 0.5$.

5.1 Constant learning rate

Approaching the optimisation problem in Example 5.1, we now employ SGPC with initial value $\theta_0 = -1.5$ and $\eta \in \{1, 10^{-1}, 10^{-2}, 10^{-3}\}$. We sample from this process using Algorithm 2 for the CTMP $(i(t))_{t \geq 0}$ and MATLAB’s `ode45` function to discretise the deterministic flows $(\varphi_i)_{i \in I}$. Throughout this section, we use the MATLAB function `ksdensity` to compute kernel density estimates. All of those are based on Gaussian kernel functions with boundary correction at $\{-2, 2\}$, if necessary.

We now sample SGPC as discussed above and collect the samples $\theta(10)$, i.e. the value of the process at time $t = 10$. In Figure 5.1, we show kernel density estimates based on 10^4 of these samples. For large η , the density has mass all over the invariant set of the $(\varphi_i)_{i \in I}$. If η is reduced, we see that the densities become more and more concentrated around the optimum θ^* .

Next, we compare SGPC with SGD. Indeed, we compute kernel density estimates of 10^4 samples of the associated SGD outputs. In particular, we run SGD with the same learning rates up to iterate $10/\eta$. For $\eta = 1$, the numerical artifacts seem to dominate SGD. For smaller η , the densities obtained from both algorithms behave very similarly: we only see a slightly larger variance in SGP. Indeed, when looking at the values of the variances of $\theta(10)$ for $\eta \in \{10^{-1}, 10^{-2}, 10^{-3}\}$, they seem to depend linearly on η and only differ among each other by about factor 1.3, see the estimates in Table 5.1.

η	1	10^{-1}	10^{-2}	10^{-3}
SGPC	1.2618	0.2013	0.0208	0.0021
SGD	3.1474	0.1626	0.0159	0.0016

Table 5.1: Sample variances of 10^4 samples of $\theta(10)$ in SGPC and $\theta_{10/\eta}$ in SGD.

We next take a look at the sample paths of said SGPC runs; consider Figure 5.2. As anticipated and actually already shown in Figure 2.2, the smaller η leads to a faster switching and to a sample path that well approximates the true gradient flow. Large η leads to slow switching. It is difficult to recognise the actual speed of convergence shown in Theorem 3.3. However, we see that each of the chains indeed reaches a stationary regime. The time at which those regimes are reached highly depends on η . Indeed, for $\eta = 1$ we seem to be almost right away in said regime. For the smallest learning rate $\eta = 10^{-3}$, it appears to take up to $t \approx 3.5$. What does this mean from a computational point of view? The approach with a small learning rate is computationally inefficient: the large number of switches makes the discretisation of the sample paths computationally expensive; the slow convergence to the stationary regime implies that we need to run the process for a relatively long time. For large η , however, we are not able to identify the optimal point; see Figure 5.1. Hence, with large and constant η the method is ineffective.

5.2 Decreasing learning rate

In SGPD, we can solve the efficiency problem of SGPC noted in the end of §5.1: we start with a large η , which is decreased over time. Hence, we should expect to see fast convergence in the

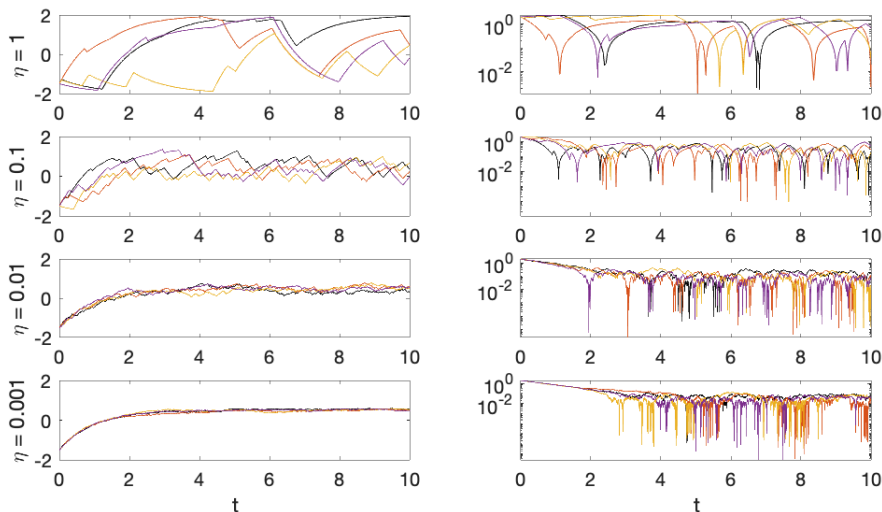


Figure 5.2: Sample paths of SGPC as in Figure 5.1. Left: four sample paths $(\theta(t))_{t \geq 0}$, right: associated distances between sample paths and optimal point, i.e. $(|\theta(t) - 0.5|)_{t \geq 0}$.

beginning and accurate estimation of θ^* later on. To test this assertion we get back to the problem defined in Example 5.1.

We choose the time-dependent learning rate $(\eta(t))_{t \geq 0}$ such that $t \mapsto 1/\eta(t)$ is affine, as in Example 4.1. In particular, we choose

$$\eta(t) := \frac{1}{100t + 1}$$

and sample from the associated waiting time distribution using the quantile function (4.1). Note that $(\eta(t))_{t \geq 0}$ interpolates the learning rates chosen in §5.1. All the other specifications are identical to the ones given in §5.1: we set, e.g., $\xi_0 := -1.5$ as an initial value for the process. In Figure 5.3, we show a single sample path of the process $(\xi(t), \mathbf{j}(t))_{t \geq 0}$. We can see that the waiting times between jumps in $(\mathbf{j}(t))_{t \geq 0}$ go down as t increases: the (vertical) jumps become denser over time. For small $t > 0$, one can also recognise the coupling between $(\xi(t))_{t \geq 0}$ and $(\mathbf{j}(t))_{t \geq 0}$. Note that this plot is essentially a realistic version of the cartoon in Figure 2.1.

Next, we look at the distribution of $\xi(t)$ for particular $t > 0$. In Figure 5.4, we plot kernel density estimates for the distributions of $\xi(1/4)$, $\xi(1/2)$, $\xi(1)$, $\xi(2)$, $\xi(4)$, and $\xi(10)$. Those estimates are each based on 10^4 independent Monte Carlo samples. Hence, we show how the distribution of the process evolves over time. We observe that the process starting at $\xi(0) = -1.5$ moves away from that state and slowly approaches the optimal point $\theta^* = 0.5$. Doing so, it starts with a large variance that is slowly decreased over time. This is consistent with what we have observed in Figure 5.1 and Table 5.1. Indeed, we have seen that the densities of $\xi(10)$ and the density of the SPDC $\theta(10)$ with $\eta = 10^{-3}$ are almost identical. Note that $\eta(10) = 1/1001 \approx 10^{-3}$, which is why we would hope to see identical densities here.

Finally, we again consider the sample paths of SGPD and the associated misfits to the true value; see Figure 5.5. Recognising a stationary regime is especially difficult here, as the final stationary regime is indeed only reached as $t \rightarrow \infty$. This is due to the time being part of the dynamic in this process; see §3.3. However, we observe long waiting times for small t and short waiting times for large t . Thus, we should obtain fast convergence in the beginning, but still accurate results at the end; solving the problem noted in §5.2.

6 Discussion and conclusions

We have proposed the stochastic gradient process as a natural continuum limit of the popular stochastic gradient descent algorithm. It arises when replacing the explicit Euler updates by the

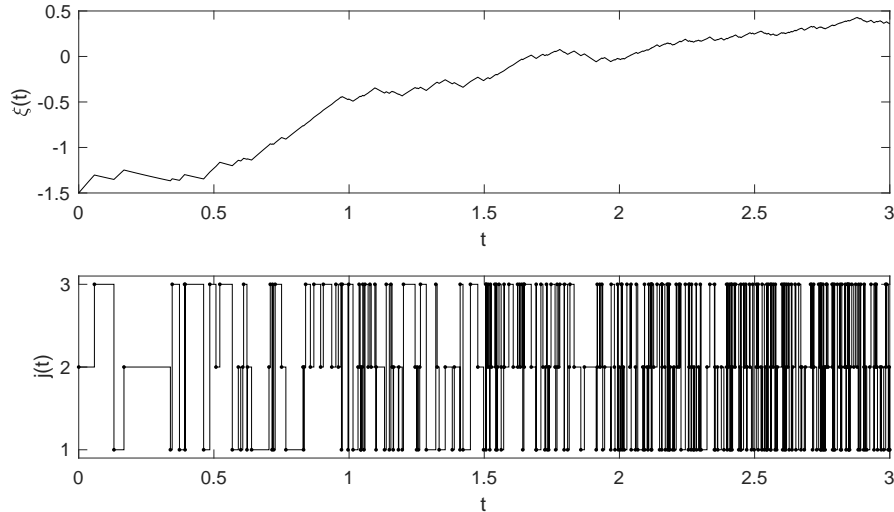


Figure 5.3: A sample path of $(\xi(t), j(t))_{t \geq 0}$, as specified in §5.2.

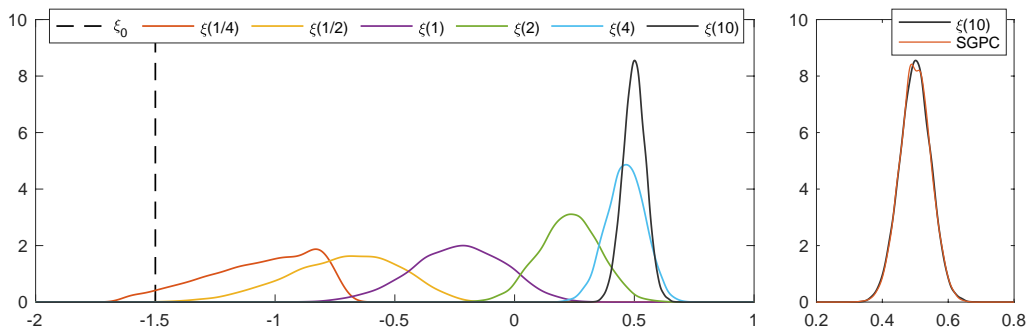


Figure 5.4: Estimated densities of the distribution of the SGPD states using 10^4 Monte Carlo samples. Left: Densities at times $t \in \{1/4, 1/2, 1, 2, 4, 10\}$ and initial value $\xi(0) = \xi_0$. Right: Comparison of the densities of $\xi(10)$ and $\theta(10)$ with $\eta = 10^{-3}$ taken from Figure 5.1.

exact gradient flows and the waiting times between data switches by random waiting times. This continuous time model is a piecewise deterministic Markov process and has an interpretation in population dynamics.

Within this continuum limit, we are able to study Wasserstein ergodicity and prove exponential convergence rates in the case of strongly convex target functions. Classical stochastic gradient descent typically converges slower, with rate $O(1/\sqrt{k})$; see [33] and the references therein. Thus, we should be able to construct improved stochastic optimisation algorithms by improving the discretisation of the flows. Indeed, this has been done already, when proposing SAG, SVRG, and SAGA. We also refer to [28].

In principle, we can construct many more stochastic optimisation algorithms from the stochastic gradient process. To this end, discretisation strategies are required for the gradient flows, as well as for the continuous-time Markov process controlling the subsampling. Using an adaptive higher-order integrator for the gradient flows and accurate sampling for the CTMP, we finally illustrated the stationary measures of stochastic gradient process with constant and decreasing learning rate. Here, we observed strong similarities with the stationary measure of the associated stochastic gradient descent algorithm. Indeed, we claim that our continuum limit is a good representation of stochastic gradient descent in the long-time limit.

We conclude this work with three remarks. Here, we discuss possible extensions of the stochastic gradient process framework.

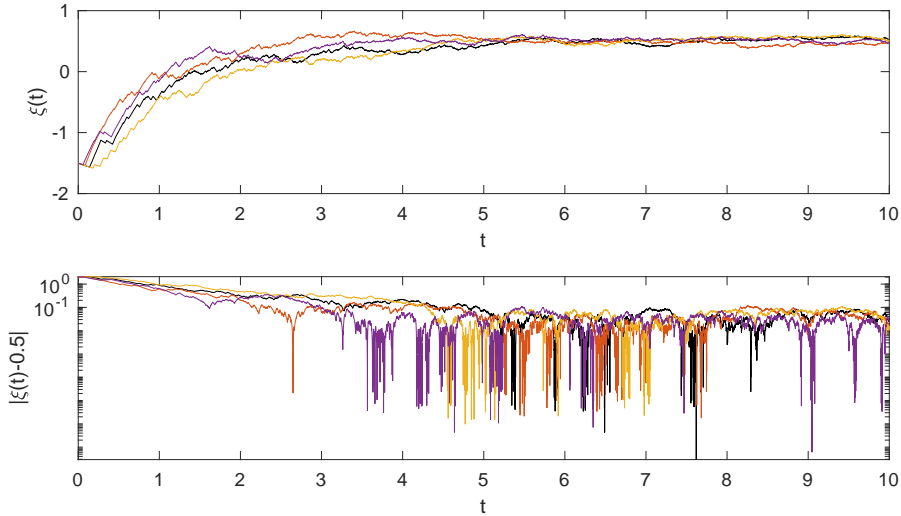


Figure 5.5: Sample paths of SGPD as in Figure 5.3. Top: four sample paths $(\xi(t))_{t \geq 0}$, bottom: associated distances between sample paths and optimal point, i.e. $(|\xi(t) - 0.5|)_{t \geq 0}$.

Remark 6.1 (Global, non-convex) Throughout our long-time analysis, we have required strong convexity of the target functions. In practical applications, e.g. the training of deep neural networks, convexity is too strong. If certain Hörmander bracket conditions are satisfied, exponential ergodicity may also be shown without the strong convexity assumption, see, e.g. [3, 15]. This does not yet imply that the processes will converge to the global optimum, if $\eta \downarrow 0$. However, we remark that the densities in the numerical illustrations in §5 very much remind us of a simulated annealing scheme, where η controls the variance of the target measure; see e.g. §5.2.3 of [53]. In some cases, simulated annealing is able to find global extrema of non-convex target functions; see [64]. Hence, this connection may fertilise future research in this direction.

Remark 6.2 (Constrained) SGD has been successfully applied in constrained optimisation; typically by projecting each update on the space of feasible vectors. This is difficult to represent in the SGP setting; as the projection would need to be part of the piecewise ODEs. However, PDMPs on bounded sets already appear in the original paper by Davis [18]. Here, a jump is introduced as soon as the boundary of the feasible set is reached. In SGP, one could introduce a jump in the continuous time Markov process $(i(t))_{t \geq 0}$ and $(j(t))_{t \geq 0}$, as soon as the boundary is hit. Hence, the data set is randomly switched until the process moves away from the boundary or the boundary point is stationary for the process.

Remark 6.3 (Gradient-free) In this work, we cover only methods that are fundamentally based on discretised gradient flows. Other stochastic optimisation algorithms are based on other underlying dynamics. Such are ensemble-based methods or evolutionary algorithms. Consider, for instance, the ensemble Kalman inversion framework, which was proposed by Schillings and Stuart [56] as a continuum limit of some ensemble Kalman filter. Using our SGP view, one may be able to analyse subsampling in ensemble Kalman inversion, as proposed by [35].

References

- [1] W. J. Anderson. *Continuous-Time Markov Chains: An Applications-Oriented Approach*. Springer, New York, NY, 1991.
- [2] A. Ardaševa, R. A. Gatenby, A. R. A. Anderson, H. M. Byrne, P. K. Maini, and T. Lorenzi. Evolutionary dynamics of competing phenotype-structured populations in periodically fluctuating environments. *Journal of Mathematical Biology*, 2019.
- [3] Y. Bakhtin and T. Hurth. Invariant densities for dynamical systems with random switching. *Nonlinearity*, 25(10):2937–2952, sep 2012.

- [4] M. Benaïm. Dynamics of stochastic approximation algorithms. In J. Azéma, M. Émery, M. Ledoux, and M. Yor, editors, *Séminaire de Probabilités XXXIII*, pages 1–68, Berlin, Heidelberg, 1999. Springer Berlin Heidelberg.
- [5] M. Benaïm, S. Le Borgne, F. Malrieu, and P.-A. Zitt. Quantitative ergodicity for some switched dynamical systems. *Electron. Commun. Probab.*, 17:14 pp., 2012.
- [6] M. Benaïm, S. Le Borgne, F. Malrieu, and P.-A. Zitt. Qualitative properties of certain piecewise deterministic markov processes. *Ann. Inst. H. Poincaré Probab. Statist.*, 51(3):1040–1075, 08 2015.
- [7] D. P. Bertsekas. Incremental proximal methods for large scale convex optimization. *Math. Program.*, 129(2, Ser. B):163–195, 2011.
- [8] J. Bierkens, P. Fearnhead, and G. Roberts. The Zig-Zag process and super-efficient sampling for Bayesian analysis of big data. *Ann. Statist.*, 47(3):1288–1320, 2019.
- [9] L. Bottou. Online Algorithms and Stochastic Approximations. In D. Saad, editor, *Online Learning and Neural Networks*. Cambridge University Press, Cambridge, UK, 1998. revised, oct 2012.
- [10] N. Brosse, E. Moulines, and A. Durmus. The Promises and Pitfalls of Stochastic Gradient Langevin Dynamics. In *Proceedings of the 32nd International Conference on Neural Information Processing Systems*, NIPS18, pages 8278–8288, Red Hook, NY, USA, 2018. Curran Associates Inc.
- [11] R. Canino-Koning, M. J. Wisner, and C. Ofria. Fluctuating environments select for short-term phenotypic variation leading to long-term exploration. *PLOS Computational Biology*, 15(4):1–32, 2019.
- [12] A. Chambolle, M. J. Ehrhardt, P. Richtárik, and C.-B. Schönlieb. Stochastic Primal-Dual Hybrid Gradient Algorithm with Arbitrary Sampling and Imaging Applications. *SIAM Journal on Optimization*, 28(4):2783–2808, 2018.
- [13] J. Chee and P. Toulis. Convergence diagnostics for stochastic gradient descent with constant learning rate. In A. Storkey and F. Perez-Cruz, editors, *Proceedings of the Twenty-First International Conference on Artificial Intelligence and Statistics*, volume 84 of *Proceedings of Machine Learning Research*, pages 1476–1485, Playa Blanca, Lanzarote, Canary Islands, 09–11 Apr 2018. PMLR.
- [14] A. Choromanska, M. Henaff, M. Mathieu, G. B. Arous, and Y. LeCun. The Loss Surfaces of Multilayer Networks. In G. Lebanon and S. V. N. Vishwanathan, editors, *Proceedings of the Eighteenth International Conference on Artificial Intelligence and Statistics*, volume 38 of *Proceedings of Machine Learning Research*, pages 192–204, San Diego, California, USA, 09–12 May 2015. PMLR.
- [15] B. Cloez and M. Hairer. Exponential ergodicity for markov processes with random switching. *Bernoulli*, 21(1):505–536, 02 2015.
- [16] O. L. V. Costa. Stationary Distributions for Piecewise-Deterministic Markov Processes. *Journal of Applied Probability*, 27(1):60–73, 1990.
- [17] M. Davis. *Markov Models & Optimization*. Chapman & Hall/CRC Monographs on Statistics & Applied Probability. Taylor & Francis, 1993.
- [18] M. H. A. Davis. Piecewise-Deterministic Markov Processes: A General Class of Non-Diffusion Stochastic Models. *Journal of the Royal Statistical Society. Series B (Methodological)*, 46(3):353–388, 1984.
- [19] A. Defazio, F. Bach, and S. Lacoste-Julien. SAGA: A Fast Incremental Gradient Method with Support for Non-Strongly Convex Composite Objectives. In *Proceedings of the 27th International Conference on Neural Information Processing Systems - Volume 1*, NIPS14, pages 1646–1654, Cambridge, MA, USA, 2014. MIT Press.
- [20] A. Dieuleveut, A. Durmus, and F. Bach. Bridging the Gap between Constant Step Size Stochastic Gradient Descent and Markov Chains. *arXiv e-prints*, 1707.06386, 2017.
- [21] J. Duchi, E. Hazan, and Y. Singer. Adaptive Subgradient Methods for Online Learning and Stochastic Optimization. *J. Mach. Learn. Res.*, 12:2121–2159, July 2011.
- [22] P. Dupuis, Y. Liu, N. Plattner, and J. D. Doll. On the Infinite Swapping Limit for Parallel Tempering. *Multiscale Modeling & Simulation*, 10(3):986–1022, 2012.
- [23] A. Durmus, A. Guillin, and P. Monmarché. Piecewise Deterministic Markov Processes and their invariant measure, 2018.
- [24] P. Fearnhead, J. Bierkens, M. Pollock, and G. O. Roberts. Piecewise Deterministic Markov Processes for Continuous-Time Monte Carlo. *Statist. Sci.*, 33(3):386–412, 2018.
- [25] N. García Trillos and D. Sanz-Alonso. Continuum Limits of Posteriors in Graph Bayesian Inverse Problems. *SIAM Journal on Mathematical Analysis*, 50(4):4020–4040, 2018.
- [26] M. B. Giles. Multilevel Monte Carlo Path Simulation. *Operations Research*, 56(3):607–617, 2008.
- [27] D. T. Gillespie. Exact stochastic simulation of coupled chemical reactions. *The Journal of Physical Chemistry*, 81(25):2340–2361, 1977.
- [28] R. M. Gower, N. Loizou, X. Qian, A. Sailanbayev, E. Shulgin, and P. Richtárik. SGD: General analysis and improved rates. In K. Chaudhuri and R. Salakhutdinov, editors, *Proceedings of the 36th International Conference on Machine Learning*, volume 97 of *Proceedings of Machine Learning Research*, pages 5200–5209, Long Beach, California, USA, 09–15 Jun 2019. PMLR.

- [29] C. Graham and P. Robert. Self-adaptive congestion control for multiclass intermittent connections in a communication network. *Queueing Syst.*, 69(3-4):237–257, 2011.
- [30] P. Haccou and Y. Iwasa. Optimal Mixed Strategies in Stochastic Environments. *Theoretical Population Biology*, 47(2):212 – 243, 1995.
- [31] W. Hu, C. J. Li, L. Li, and J.-G. Liu. On the diffusion approximation of nonconvex stochastic gradient descent. *Ann. Math. Sci. Appl.*, 4(1):3–32, 2019.
- [32] A. Iserles. *A First Course in the Numerical Analysis of Differential Equations*. Cambridge Texts in Applied Mathematics. Cambridge University Press, 2 edition, 2008.
- [33] A. Jentzen, B. Kuckuck, A. Neufeld, and P. von Wurstemberger. Strong error analysis for stochastic gradient descent optimization algorithms. *arXiv e-prints*, 1801.09324, 2018.
- [34] R. Johnson and T. Zhang. Accelerating Stochastic Gradient Descent Using Predictive Variance Reduction. In *Proceedings of the 26th International Conference on Neural Information Processing Systems - Volume 1*, NIPS13, pages 315–323, Red Hook, NY, USA, 2013. Curran Associates Inc.
- [35] N. B. Kovachki and A. M. Stuart. Ensemble Kalman inversion: a derivative-free technique for machine learning tasks. *Inverse Problems*, 35(9):095005, aug 2019.
- [36] P. Kritzer, G. Leobacher, M. Szölgényi, and S. Thonhauser. Approximation methods for piecewise deterministic Markov processes and their costs. *Scand. Actuar. J.*, 2019(4):308–335, 2019.
- [37] J. Kuntz, M. Ottobre, and A. M. Stuart. Diffusion limit for the random walk Metropolis algorithm out of stationarity. *Ann. Inst. H. Poincaré Probab. Statist.*, 55(3):1599–1648, 08 2019.
- [38] H. J. Kushner. *Approximation and weak convergence methods for random processes, with applications to stochastic systems theory*, volume 6 of *MIT Press Series in Signal Processing, Optimization, and Control*. MIT Press, Cambridge, MA, 1984.
- [39] E. Kussell and S. Leibler. Phenotypic Diversity, Population Growth, and Information in Fluctuating Environments. *Science*, 309(5743):2075–2078, 2005.
- [40] J. Latz, J. P. Madrigal-Cianci, F. Nobile, and R. Tempone. Generalized Parallel Tempering on Bayesian Inverse Problems. *arXiv e-prints*, 2003.03341, 2020.
- [41] Q. Li, C. Tai, and W. E. Stochastic modified equations and adaptive stochastic gradient algorithms. In D. Precup and Y. W. Teh, editors, *Proceedings of the 34th International Conference on Machine Learning*, volume 70 of *Proceedings of Machine Learning Research*, pages 2101–2110, International Convention Centre, Sydney, Australia, 06–11 Aug 2017. PMLR.
- [42] Q. Li, C. Tai, and W. E. Stochastic modified equations and dynamics of stochastic gradient algorithms i: Mathematical foundations. *Journal of Machine Learning Research*, 20(40):1–47, 2019.
- [43] Q. Li, C. Tai, and E. Weinan. Stochastic modified equations and dynamics of stochastic gradient algorithms i: Mathematical foundations. *Journal of Machine Learning Research*, 20, Mar. 2019.
- [44] X. Li and F. Orabona. On the Convergence of Stochastic Gradient Descent with Adaptive Stepsizes. In K. Chaudhuri and M. Sugiyama, editors, *The 22nd International Conference on Artificial Intelligence and Statistics, AISTATS 2019, 16-18 April 2019, Naha, Okinawa, Japan*, volume 89 of *Proceedings of Machine Learning Research*, pages 983–992. PMLR, 2019.
- [45] S. Mandt, M. D. Hoffman, and D. M. Blei. A variational analysis of stochastic gradient algorithms. In *Proceedings of the 33rd International Conference on International Conference on Machine Learning - Volume 48*, ICML16, page 354363. JMLR.org, 2016.
- [46] S. Mandt, M. D. Hoffman, and D. M. Blei. Stochastic Gradient Descent as Approximate Bayesian Inference. *J. Mach. Learn. Res.*, 18(1):4873–4907, Jan. 2017.
- [47] A. Nemirovski, A. Juditsky, G. Lan, and A. Shapiro. Robust Stochastic Approximation Approach to Stochastic Programming. *SIAM Journal on Optimization*, 19(4):1574–1609, 2009.
- [48] J. Nocedal and S. J. Wright. *Numerical Optimization*, pages 1–9. Springer, New York, NY, 2006.
- [49] H. Olofsson, J. Ripa, and N. Jonzén. Bet-hedging as an evolutionary game: the trade-off between egg size and number. *Proceedings of the Royal Society B: Biological Sciences*, 276(1669):2963–2969, 2009.
- [50] S. Power and J. V. Goldman. Accelerated Sampling on Discrete Spaces with Non-Reversible Markov Processes. *arXiv e-prints*, 1912.04681, 2019.
- [51] V. A. P. Rao. *Markov chain Monte Carlo for continuous-time discrete-state systems*. PhD thesis, University College London, 2012.
- [52] H. Robbins and S. Monro. A Stochastic Approximation Method. *Ann. Math. Statist.*, 22(3):400–407, 1951.
- [53] C. P. Robert and G. Casella. *Random Variable Generation*, pages 35–77. Springer, New York, NY, 2004.
- [54] R. Rudnicki and M. Tyran-Kamińska. *Piecewise deterministic processes in biological models*. SpringerBriefs in Applied Sciences and Technology and SpringerBriefs in Mathematical Methods. Springer, Cham, 2017.
- [55] A. Sasaki and S. Ellner. The evolutionarily stable phenotype distribution in a random environment. *Evolution*, 49(2):337–350, 1995.

- [56] C. Schillings and A. M. Stuart. Analysis of the ensemble Kalman filter for inverse problems. *SIAM J. Numer. Anal.*, 55(3):1264–1290, 2017.
- [57] M. Schmidt, N. Le Roux, and F. Bach. Minimizing Finite Sums with the Stochastic Average Gradient. *Math. Program.*, 162(1–2):83–112, Mar. 2017.
- [58] F. Schwabl. *Statistical Mechanics*. Springer, Berlin, Heidelberg, 2006.
- [59] M. A. Simovich and S. A. Hathaway. Diversified bet-hedging as a reproductive strategy of some ephemeral pool anostracans (branchiopoda). *Journal of Crustacean Biology*, 17(1):38–44, 1997.
- [60] Y. Song, J. Song, and S. Ermon. Accelerating Natural Gradient with Higher-Order Invariance. In J. Dy and A. Krause, editors, *Proceedings of the 35th International Conference on Machine Learning*, volume 80 of *Proceedings of Machine Learning Research*, pages 4713–4722, Stockholmsmssan, Stockholm Sweden, 10–15 Jul 2018. PMLR.
- [61] R. Vidal, J. Bruna, R. Giryes, and S. Soatto. Mathematics of Deep Learning. *arXiv e-prints*, 1712.04741, 2017.
- [62] C. Villani. *Optimal transport*, volume 338 of *Grundlehren der Mathematischen Wissenschaften [Fundamental Principles of Mathematical Sciences]*. Springer-Verlag, Berlin, 2009.
- [63] M. Welling and Y. W. Teh. Bayesian Learning via Stochastic Gradient Langevin Dynamics. In *Proceedings of the 28th International Conference on International Conference on Machine Learning*, ICML11, pages 681–688, Madison, WI, USA, 2011. Omnipress.
- [64] R. L. Yang. Convergence of the Simulated Annealing Algorithm for Continuous Global Optimization. *Journal of Optimization Theory and Applications*, 104(3):691–716, 2000.
- [65] G. G. Yin and C. Zhu. *Hybrid Switching Diffusions: Properties and Applications*. Springer, New York, NY, 2010.