

---

# Fully Convolutional Online Tracking

---

Yutao Cui, Cheng Jiang, Limin Wang\*, and Gangshan Wu  
State Key Laboratory for Novel Software Technology, Nanjing University, China

## Abstract

Online learning has turned out to be effective for improving tracking performance. However, it could be simply applied for classification branch, but still remains challenging for adapting to regression branch due to the complex design. To tackle this issue, we present the first fully convolutional online tracking framework (FCOT), with a focus on enabling online learning for both classification and regression branches. Our key contribution is to introduce an online regression model generator (RMG) based on the carefully designed anchor-free box regression branch, which enables our FCOT to be more effective in handling target deformation during tracking procedure. In addition, to deal with the confusion of similar objects, we devise a simple yet effective multi-scale classification branch to improve both accuracy and robustness of FCOT. Due to its simplicity in design, our FCOT could be trained and deployed in a fully convolutional manner with a running speed of 45 FPS. The proposed FCOT sets a new state-of-the-art performance on six benchmarks including VOT2018, LaSOT, TrackingNet, GOT-10k, UAV123, and NFS. Particularly, among real-time trackers, our FCOT achieves the best EAO of 0.508 on VOT2018, NP of 0.678 on LaSOT, NP of 0.828 on TrackingNet, and AO of 0.640 on GOT-10k. Code will be released at <https://github.com/MCG-NJU/FCOT>.

## 1 Introduction

Visual object tracking [2, 1, 5, 20] is a fundamental task in computer vision, which aims at estimating the state of an arbitrary target in every frame of a video, given its bounding box in the first frame. It has a variety of applications such as human-computer [22] and visual surveillance [33]. However, tracking still remains as a challenging task due to several factors such as illumination change, occlusion, and background clutter. In addition, target appearance variation along temporal dimension will further increase difficulty for robust tracking.

A typical tracker [5] comprises a classification branch, to locate the target coarsely by discriminating it from the background, and a regression branch, to generate the accurate bounding box of the target. For classification task, the current approaches could be divided into generative trackers (e.g. SiamFC [1]) and discriminative trackers (e.g., DiMP [2]). The generative tracker typically employs a fixed target template without modeling background clutter, while the discriminative tracker learns an adaptive filter by maximizing the response gap between target and background. It is well established that this discriminative training would increase the robustness of tracking [2]. For regression task, the existing methods usually depend on hand-crafted design, such as anchor box placement [20, 19, 39], or box sampling and refinement [2]. Due to its complex design, this regression branch is cannot be easily optimized with online learning for each tracked target, and thus could not be adaptive for each target to handle object deformation.

Based on the above analysis, we present a Fully Convolutional Online Tracker, termed as FCOT, to yield a conceptually simple, relatively efficient, and more robust tracking framework. The core contribution of FCOT is to unify the classification and regression branches into a fully convolutional

---

\*Corresponding Author.




Figure 1: A comparison of our approach with state-of-the-art tracker. Observed from the visualization results, FCOT produces more precise bounding boxes and has the ability to discriminate the target between similar objects.

architecture, and introduce an online regression model generator (RMG) to produce an optimized regressor for accurate box prediction. In particular, we devise a simple anchor-free box regression branch to directly predict the offsets of four sides. Then, based a meta learning strategy, we optimize the regression weights for each target with online learning to deal with object deformation. In addition, we present a simple yet effective multi-scale classification branch to handle similar object confusion with a coarse-to-fine fusion. Thanks to our online learning on the carefully-designed anchor-free branch, our FCOT is able to yield more precise tracked results, as shown in Figure 1.

Our FCOT is a general and flexible online tracking framework. In practice, the FCOT is implemented with a fully convolutional encoder-decoder architecture to keep a balance between accuracy and efficiency. Both weights of classifier and regressor on top of head branches are online optimized to be adaptive to the specific target. The effectiveness of our FCOT framework is demonstrated on the common tracking datasets, and it indicates our online box regressor is able to consistently improve tracking performance, in particular for higher IoU criteria. Our main contributions are summarized as follows:

- We propose a unified fully convolutional architecture (FCOT) for classification and regression branch design. This simple tracking recipe not only allows for efficient training and deployment, but also enables online learning on both branches for accurate and robust tracking.
- We design a Regression Model Generator (RMG) to online optimize the regression model, which enables the regression branch to be capable of dealing with object deformation effectively, and thus producing more precise tracking results.
- We devise a multi-scale prediction strategy for classification branch to handle the issue of similar object confusion. It can improve both the accuracy and robustness of tracking method through a coarse-to-fine fusion.
- The proposed FCOT outperforms all the popular state-of-the-art trackers on six benchmark datasets including VOT2018 [17], LaSOT [6], TrackingNet [26], GOT-10k [13], UAV123 [25] and NFS [9], and performs on par with the state-of-the-art trackers on OTB100 [32] while running at a real-time speed of over 45 FPS.

## 2 Related Work

Generally, visual objective tracking can be divided into target classification and regression sub-tasks [37, 7, 35, 15]. In this section, we briefly review recent trackers from the two aspects.

**Target classification** Modern tracking methods can be categorised as generative trackers and discriminative trackers. The former one is based on template matching, typically using Siamese networks [1, 19, 8, 36, 10] to perform similarity learning. Bertinetto *et al.* [1] first employed Siamese network to measure the similarity between the target and the search area with a tracking speeds of over 100 fps. SiamRPN [20] formulated visual tracking as a local one-shot detection task in inference by introducing a Region Proposal Network to Siamese network. SiamRPN++ [19] improved SiamRPN by substituting the modified AlexNet [18] with Resnet-50 [11], which enables the backbone to extract abundant features.

Discriminative trackers aims at learning an adaptive filter by maximizing the response gap between target and background. Particularly, the correlation-filter-based [12, 4] trackers and classifier-based trackers [27] are typical methods to online update the classification model so as to distinguish the target from background. However, these approaches rely on complicated online learning procedures that cannot be easily formulated in an end-to-end learning architecture. Bhat *et al.* [2] and Park *et al.* [29] further learned to learn during tracking based on the meta-learning framework. DiMP [2] introduced a target model predictor to online optimizing the target model instructed by the discriminative loss, which achieves leading performance in various benchmarks. In our work, we employ the target model predictor to perform online classification.

**Target regression** Previous trackers can be divided into three categories based on the task of target regression. DCF [23] and SiamFC [1] employed brutal multi-scale test to estimate the target scale roughly. RPN-based trackers [20, 19] regressed the location shift and size difference between pre-defined anchor boxes and target location. ATOM [5] and DiMP [2] employed an IoUNet to iteratively refine the initial multiple boxes. In this work, we take inspiration from FCOS [31] to regress the distance from estimated target center to the sides of the bounding box, which is similar with Siamfc++ [34]. However, our FCOT is different on several important aspects. First, our FCOT is essentially a discriminative tracker with a focus on enabling online optimization for both classification and regression branches, while Siamfc++ is a generative tracker with fixed kernels for both branches. In addition, to fully unleash the power of FCOT, we resort to higher resolution of feature map produce classification and regression results.

### 3 Our Method

In this section, we describe our proposed Fully Convolutional Online Tracker (FCOT) in details. First, we describe the framework of fully convolutional tracking. Then, we propose a new regression model generator for online learning. Finally, we present the details of online tracking with the proposed FCOT.

#### 3.1 Fully convolutional tracking framework

In order to obtain a simple, efficient, and robust tracking method, we design a fully convolutional online tracker (FCOT). As shown in Fig 2, our FCOT comprises a ResNet-50 [11] backbone to extract general features, classification and regression heads to generate task specific features, online model generators for the two tasks, multi-scale classifiers to locate the target center, and a convolutional regressor for estimating the offsets of the four sides. Thus, our discriminative tracker can integrate online updating target-specific information into classification and regression so as to predict bounding boxes accurately with such a simple FCN-based architecture.

**Feature extraction** The general features are extracted by an encoder-decoder backbone, where the encoder covers from the Layer-1 to Layer-4 of ResNet-50 and the decoder contains a convolutional layer and 2 simple up-sample layers. The spatial down-sampling ratio of the general feature maps is 4. Then the Classification heads and the regression heads extract task-specific features to cope with classification and regression tasks separately. Specifically, we use the same classification head with DiMP [2] for Score Map-18. The classification head for Score Map-18 and the regression head are composed of one convolutional layer and two deformable convolutional layers [3, 38]. In regression head, features extracted from the last two layers of the decoder are fused to perform accurate regression. The feature extraction blocks employed for training frames and test frame share structure and weights.

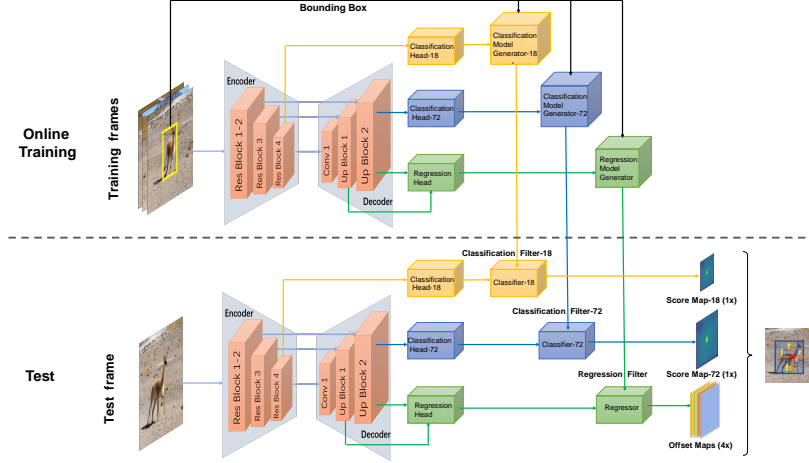


Figure 2: **Fully Convolutional Online Tracker.** Our FCOT presents a fully convolutional framework for online tracking, which is composed of an encoder-decoder backbone, two classification heads and a regression head on top for task-specific feature extraction, classification and regression model generators, classifiers and regressor. Our FCOT follows a simple online tracking recipe, where both classification and regression model generators will produce a target-specific classifier and regressor weight based on an online updated training set. These weights will be adaptive for each tracked object, thus making our FCOT more accurate and robust. Details of regression model generator could be found in Figure 3.

**Multi-scale classification** In general, in visual tracking, score map with coarse resolution produces robust yet not accurate results, while a high resolution map is with a complementary property. Thus, we devise a multi-scale prediction strategy for classification branch to handle the issue of similar object confusion, and also improve accuracy. As shown in Fig 2, Score Map-18 and Score Map-72 are generated by separate online classifiers based on the feature maps of different resolutions. Then, these two maps are fused to predict the target center. The low-resolution score map produces a rough location of the target center, while the high-resolution score map can refine the location. Without the low-resolution score map, the tracker could be easily confused by the similar objects. On the contrary, the predicted coordinates of the target center are not precise enough if only using a low-resolution score map. Specifically, the prediction of classification score maps  $M_{cls}$  in our FCOT can be defined as:

$$M_{cls}^{(18)} = \phi^{(18)}(\omega(I_t)) * f_{cls}^{(18)}, M_{cls}^{(72)} = \phi^{(72)}(\omega(I_t)) * f_{cls}^{(72)}, M_{cls} = \alpha M_{cls}^{(18)} + \beta M_{cls}^{(72)}, \quad (1)$$

where the parameter  $\omega$  denotes the weights of an encoder-decoder backbone,  $\phi^{(18)}$  is the classification head of Score Map-18 and  $\phi^{(72)}$  of Score Map-72,  $I_t$  represents for the test frame,  $f_{cls}^{(18)}$  and  $f_{cls}^{(72)}$  are the classification models of each branch generated by the corresponding model generators,  $\alpha$  and  $\beta$  are weights of the two score maps. During training, the classification target is a Gaussian function map centered at the ground-truth target center  $c_t$ .

**Anchor-free regression** For regression branch, we formulate the regression as a per-pixel prediction problem. We predict the offsets maps  $M_{reg}$  of four sides via the regression branch, which is defined as:

$$M_{reg} = \theta(\omega(I_t)) * f_{reg}. \quad (2)$$

The parameter  $\theta$  is the regression head to extract regression-specific features,  $f_{reg}$  represents the filter weight generated by the regression model generators and  $*$  denotes a convolution operation.

For each location  $(x, y)$  on the final feature maps, we can map it back onto the input image as  $(\lfloor \frac{s}{2} + xs \rfloor, \lfloor \frac{s}{2} + ys \rfloor)$ , where  $s$  is the stride of the feature extractor (In this work,  $s = 4$ ). Each coordinate  $(x, y)$  of  $M_{reg}$  is expected to a 4D vector  $(l^*, r^*, t^*, b^*)$  representing the distance from  $(x, y)$  to the sides of the bounding box in the final feature maps. Hence, the regression targets of position  $(x, y)$  can be formulated as follows:

$$l^* = \lfloor \frac{s}{2} + xs \rfloor - x_0, \quad r^* = x_1 - \lfloor \frac{s}{2} + xs \rfloor, \quad t^* = \lfloor \frac{s}{2} + ys \rfloor - y_0, \quad b^* = y_1 - \lfloor \frac{s}{2} + ys \rfloor. \quad (3)$$

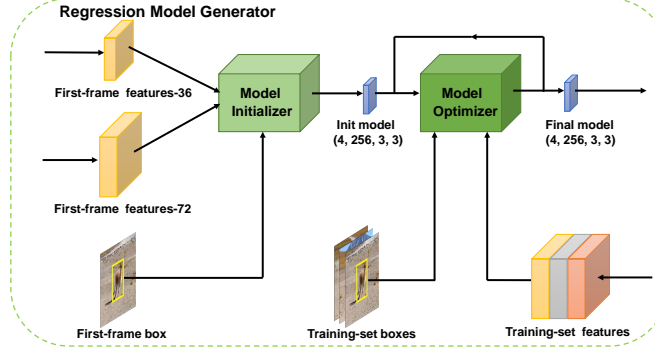


Figure 3: Our proposed **Regression Model Generator** produces the regressor weights in regression branch. It consists of a model initializer and a model optimizer. The model initializer takes the features extracted from the decoder and bounding box of the first frame as input and generates the initial model. The features extracted from the regression head and bounding boxes on training set are then fed into the model optimizer to optimize the regression model iteratively.

During the offline training process, we regress for positions in the vicinity of the target center  $c_t$  (the area with a radius of 2 in this work) rather than for the only pixel  $c_t$ .

### 3.2 Regression model generator

To alleviate the impact of target appearance changing on box regression, we present a regression model generator to online optimize the target regression model. As shown in Fig 3, the regression model contains a model initializer and a model optimizer. The model initializer takes the decoder features and bounding box of the first frame as input to generate an initial model which is a regression convolutional filter. The features of the training set and their corresponding bounding boxes are then input into the model optimizer to update the weights of box regressor iteratively. According to the design, our tracker can not only update the filter online to fit with the changing target appearance by the optimizer, but also reduce optimization steps to improve the tracking speed.

The initializer is composed of convolutional layers and deformable convolutional layers which fuse features extracted from different layers and then generate the initial model with an ROI Pooling layer [30]. For improving the efficiency, the initializer works only on the features of the first frame thus generating a rough model. And the model optimizer is derived from online regression training loss:

$$L(f) = \frac{1}{N} \sum_{(X,c) \in S_{train}} \left\| \hat{M}_{reg}^{(c)} - X^{(c)} * f \right\|^2 + \|\lambda f\|^2. \quad (4)$$

The parameter  $N$  is the length of the online training set  $S_{train}$  which is composed of the tracked frames with high classification scores,  $X$  is the features extracted by the Regression Head,  $\hat{M}_{reg}^{(c)}$  denotes the distance from position  $c$  to four sides of the ground-truth bounding box or the predicted box during online tracking,  $X^{(c)}$  is a portion of  $X$  with an area of  $3 \times 3$  (the same with the regression model size) centered at  $c$ ,  $f$  is the regression convolution filter,  $*$  denotes convolution and  $\lambda$  is a regularization factor which is the only parameter to be offline trained. The objective is to optimize the regression convolution filter  $f$ . Since the gradient descent is slow, we solve the issue with the steepest descent methodology, which compute a step length  $\alpha$  to update the model as follows:

$$f^{(i+1)} = f^{(i)} - \alpha \nabla L(f^{(i)}). \quad (5)$$

The parameter  $i$  denotes the number of iterations of optimizing. We compute  $\alpha$  and  $\nabla L(f^{(i)})$  according to Gauss-Newton method [28].

### 3.3 Online tracking

After introducing the FCOT framework and RMG, we are ready to present the online tracking recipe. We perform data augmentation to the first frame with translation, rotation, and blurring, yielding a total

Table 1: Ablation analysis of multi-scale prediction in classification branch on the VOT2018 and TrackingNet datasets. Score-18 represents for using Score Map-18 for classification and Score-72 for Score Map-72. The best results are highlighted by **bold**.

Score-18	Score-72	VOT2018			TrackingNet		
		EAO	Rob.	Acc.	$P_{norm}$	Prec.	Succ.
✓		0.435	0.155	0.547	0.801	0.681	0.728
	✓	0.399	0.211	<b>0.610</b>	0.817	0.714	0.745
✓	✓	<b>0.508</b>	<b>0.108</b>	0.600	<b>0.828</b>	<b>0.723</b>	<b>0.751</b>

of 15 initial online training samples. The initial regression and classification models are generated by our proposed model initializers. Then the initial models are optimized using the augmented training set during tracking procedure. Specifically, we present two simple strategies to update classification and regression models with online learning. First, we add the frames with the highest classification score every 25 frames to the online training set to keep a high quality of the training samples. Second, we merge the latest model  $f_{lat}$  with the initial model  $f_1$ , so the current model  $f_{cur}$  can be formulated as:

$$f_{cur} = \lambda f_1 + (1 - \lambda) f_{lat}. \quad (6)$$

These two strategies are shown to be effective to improve the accuracy and robustness of FCOT.

## 4 Experiments

### 4.1 Implementation details

Our FCOT is implemented with Pytorch based on the project Pytracking [24]. We use ADAM [16] with learning rate decay of 0.2 at the epoch of 25 and 45. Our offline training are performed at two stages. First, we train the entire network for 100 epochs except for the regression optimizer in the model generator. Then we train the regression optimizer with the rest of the network freezed for 5 epochs. The total loss for offline training can be formulated as  $L_{tot} = \gamma L_{cls} + \delta L_{reg}$ , which  $\gamma$  and  $\delta$  are hyper-parameters. For classification branch, we use the same loss  $L_{cls}$  and training strategies as DiMP [2]. For regression, We use an IoU loss [14] as  $L_{reg}$ . We spend around 50 hours training the whole model on 8 RTX 2080ti GPUs. The training set of FCOT includes TrackingNet [26], LaSOT [6], GOT-10k [13] and COCO [21] training dataset. While for GOT-10k test, we train our tracker by only using the GOT10k train split following its standard protocol. The regression model is a convolution kernel with the size of  $((4 \times 256) \times 3 \times 3)$  and the two classification models with the size of  $(256 \times 4 \times 4)$ . For inference, the average tracking speed is over 45 FPS on a single RTX 2080ti GPU.

### 4.2 Ablation study

**Multi-scale classification** To verify the performance of multi-scale classification, we conduct the three experiments as shown in Table 1. On VOT2018 dataset, it shows that the accuracy of using only Score Map-18 is the lowest and the robustness of using only Score Map-72 is the lowest. Meanwhile, the multi-scale classification of merging the two maps has the best EAO and robustness while still maintains a good score of accuracy. It proves that high-resolution and low-resolution score maps contribute to the accuracy and robustness respectively. On TrackingNet, the setting of using multi-scale classification outperforms the others. It can demonstrate that our multi-scale prediction strategy for classification is helpful to improve both accuracy and robustness of FCOT.

**Online learning for regression** To explore the effect of online learning for regression on both accuracy and robustness, we conduct experiments on the VOT2018 dataset and the large-scale TrackingNet dataset. It can be seen from Table 2 that online learning for regression branch can increase tracking performance by 6.1% of EAO and 5.1% of robustness on VOT2018, which demonstrates that online learning can produce more precise box and thus increase the robustness of our tracker. However, the accuracy is slightly lower than without online learning. We analyze that our FCOT with online learning typically lost fewer times thus generating longer tracking sequence, but longer sequence may decrease the accuracy of FCOT as the latter boxes are less precise. On the TrackingNet

Table 2: Ablation analysis of online regression model on the VOT2018 and TrackingNet datasets. The best results are highlighted by **bold**.

	VOT2018			TrackingNet		
	EAO	Rob.	Acc.	$P_{norm}$	Prec.	Succ.
W/O Online	0.447	0.159	0.603	0.824	0.719	0.748
W/ Online	<b>0.508</b>	<b>0.108</b>	0.600	<b>0.828</b>	<b>0.723</b>	<b>0.751</b>

Table 3: Ablation analysis of feature fusion in regression head on the VOT2018 and TrackingNet datasets. UP-1 represents for using features of the first up-sample layer in decoder and UP-2 for features of the second up-sample layer in decoder. The best results are highlighted by **bold**.

UP-1	UP-2	VOT2018			TrackingNet		
		EAO	Rob.	Acc.	$P_{norm}$	Prec.	Succ.
✓		0.400	0.173	0.590	0.826	0.716	0.743
	✓	0.420	0.155	<b>0.606</b>	0.826	0.719	0.749
✓	✓	<b>0.508</b>	<b>0.108</b>	0.600	<b>0.828</b>	<b>0.723</b>	<b>0.751</b>

dataset, our FCOT with online learning for regression obtains a better performance for all metrics. It demonstrates that online learning for regression can not only improve the precision of the bounding box but also maintain a good robustness.

**Feature fusion for regression** From Table 3, we find that the setting of just using UP-2 performs better than just using UP-1. The setting of performing feature aggregation for regression head achieves the best performance, which increases the performance of solely using UP-2 by 8.8% for EAO on the VOT2018 dataset and by 0.2% for normalized precision on the TrackingNet dataset. These results indicate the effectiveness of feature fusion on regression branch.

### 4.3 Comparison with the state of the art

We test the proposed FCOT on seven tracking benchmarks, including VOT2018 [17], GOT10k [13], LaSOT [6], TrackingNet [26], UAV123 [25], OTB100 [32] and NFS [9], and compare our results with the state-of-the-art trackers.

**VOT2018** Our FCOT are tested on the VOT2018 [17] dataset consisting of 60 videos in comparison with the SOTA trackers. As shown in Table 4, FCOT achieves the top-ranked performance on EAO criteria of 0.508 and Robustness of 0.108, which outperforms the previous best tracker DiMP with a large margin of 6.8% of EAO and 4.5% of Robustness. This suggests that our fully convolutional online tracker can generate precise bounding boxes and so that improve the quality of online learning.

**GOT10k** GOT10k [13] is a large-scale dataset with over 10000 video segments and has 180 segments for the test set. Apart from generic classes of moving objects and motion patterns, the object classes in the train and test set are zero-overlapped. We show state-of-the-art comparison on Table 4. DiMP achieves an average overlap(AO) score of 61.1%. Compared with DiMP, Our FCOT improves 2.9% of AO, 4.6% and 2.5% of the success rate of threshold 0.5 and 0.75 respectively, which demonstrates the ability of FCOT to produce robust location and accurate bounding boxes.

**LaSOT** LaSOT [6] has 280 videos in its test set. With an average of 2500 frames, sequences of LaSOT are longer than other dataset, which poses great challenges to trackers. We evaluate our FCOT on the test set to validate its long-term capability. The results are shown on Fig 4. FCOT reaches the highest normalized precision of 67.8%, increasing the previous best method DiMP by 2.8%. This shows our tracker can localize the target precisely. FCOT achieves a success score of 56.9%, the same with DiMP [2]. It’s remarkable that FCOT performs better than DiMP under the high-iou criterion, which proves that online learning are effective in improving the precision of the bounding box regression.



Table 4: Results on several benchmarks. The best two results are highlighted by **red bold** and **blue bold**.

	VOT2018			TrackingNet			GOT-10k			UAV123		NFS	
	EAO	Rob.	Acc.	$P_{norm}$	Prec.	Succ.	AO	SR <sub>0.5</sub>	SR <sub>0.75</sub>	Succ.	Prec.	Succ.	Prec.
MDNet [27]	-	-	-	0.705	0.565	0.606	0.299	0.303	0.099	0.528	-	0.422	-
ECO [4]	0.280	0.276	0.484	0.618	0.492	0.554	0.316	0.309	0.111	0.525	0.741	0.466	-
SiamFC [1]	0.188	0.585	0.503	0.652	0.518	0.559	0.348	0.353	0.098	-	-	-	-
DaSiamRPN [39]	0.383	0.276	0.586	0.733	0.591	0.618	-	-	-	0.586	0.796	-	-
SiamRPN++ [19]	0.414	0.234	<b>0.600</b>	0.800	0.694	0.733	-	-	-	0.613	0.807	-	-
ATOM [5]	0.401	0.204	0.590	0.771	0.648	0.703	0.556	0.634	0.402	0.632	0.844	0.580	0.700
DiMP [2]	<b>0.440</b>	<b>0.153</b>	0.597	<b>0.801</b>	0.687	0.740	<b>0.611</b>	<b>0.717</b>	<b>0.492</b>	<b>0.643</b>	<b>0.849</b>	<b>0.615</b>	<b>0.741</b>
SiamFC++ [34]	0.426	0.183	0.587	0.800	<b>0.705</b>	<b>0.754</b>	0.595	0.695	0.479	-	-	-	-
FCOT	<b>0.508</b>	<b>0.108</b>	<b>0.600</b>	<b>0.828</b>	<b>0.723</b>	<b>0.751</b>	<b>0.640</b>	<b>0.763</b>	<b>0.517</b>	<b>0.654</b>	<b>0.875</b>	<b>0.632</b>	<b>0.761</b>

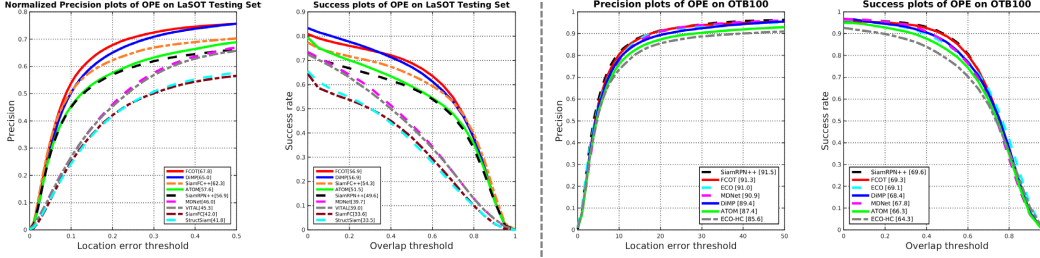


Figure 4: State-of-the-art comparison on the LaSOT dataset and OTB100 dataset. Best viewed with zooming in.

**TrackingNet** TrackingNet [26] provides over 30K videos with more than 14 million dense bounding box annotations. We validate FCOT on its test set, which consists of 511 videos, with an average of 441 frames per sequence. As shown in Table 4, our FCOT reaches a precision score of 72.3% and a normalized score of 82.8% surpassing DiMP and SiamFC++ by over 2%.

**OTB-100** We evaluate our FCOT on the 100 videos of OTB-100 [32] dataset. Fig 4 reports our overall performance of FCOT on OTB-100. We achieve 69.3% and 91.3% in success score and precision score, which outperforms DiMP with relative gains of 0.9% and 1.9% in the two metrics.

**UAV123** UAV123 [25] is a large dataset captured from low-altitude UAVs. Thus compared with other benchmarks, the targets tend to be farther from the camera in UAV123. This dataset has a total of over 110K frames and 123 video sequences. We compare our FCOT with previous approaches on this dataset. FCOT outperforms the previous best approaches reaching 65.4% in AUC score and 87.5% in precision score, respectively.

**NFS** NFS dataset [9] contains a total of 380K frames in 100 videos captured with high frame rate cameras from real world scenarios. We evaluate our FCOT on the 30 FPS version of this dataset and compare with the recent approaches. The results are shown on Table 4. Specifically, FCOT obtains the highest AUC score of 63.2% and precision score of 76.1%.

## 5 Conclusions

In this paper, we have presented a fully convolutional online tracker (FCOT), by unifying the components of feature extraction, classification head, and regression head into a encoder-decoder architecture. Our key contribution is to introduce an online regression model generator (RMG) based on the carefully designed anchor-free box regression branch, which enables our FCOT to be more effective in handling target deformation during tracking procedure. In addition, to deal with the confusion of similar objects, we devise a simple yet effective multi-scale classification branch. Extensive experiments on several benchmarks demonstrate the high precision of our proposed online anchor-free regression branch and multi-scale classification. Our FCOT outperforms the state-of-the-art trackers on most benchmarks at a high speed of over 45 FPS.



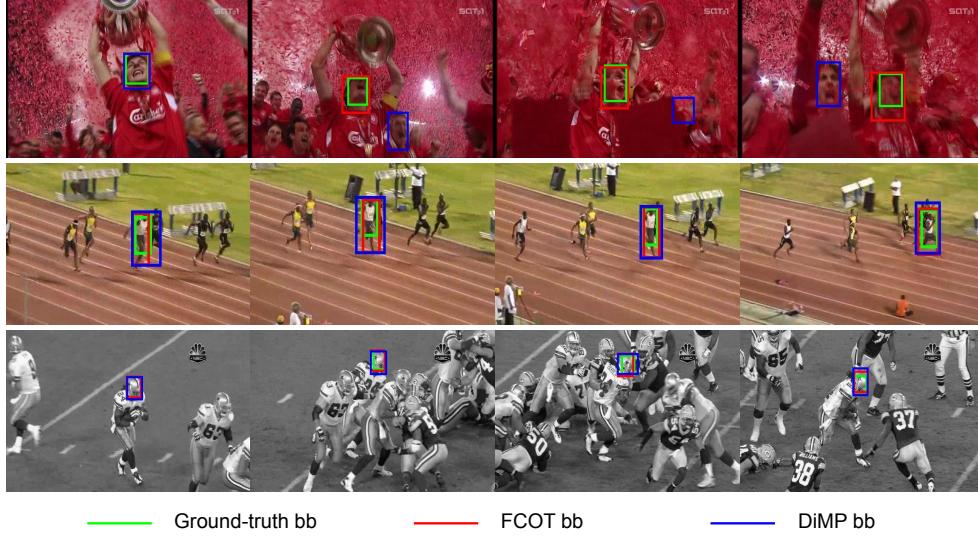


Figure 5: Visualization results of DiMP and our FCOT on OTB100 dataset [32]. Best viewed with zooming in.

## Appendix A: Calculation of Step Length $\alpha$ in Equation (5)

Similar with classification model optimizer proposed in DiMP [2], we optimize the the regression model through steepest descent methodology [28] during online tracking process. As described in this paper, the online regression training loss can be defined as,

$$L(f) = \frac{1}{N} \sum_{(X,c) \in S_{train}} \left\| \hat{M}_{reg}^{(c)} - X^{(c)} * f \right\|^2 + \|\lambda f\|^2. \quad (7)$$

With steepest methodology, the step length  $\alpha$  can be derived as,

$$\alpha = \frac{\nabla L(f^i)^T \nabla L(f^i)}{\nabla L(f^i)^T H^{(i)} \nabla L(f^i)}, \quad (8)$$

where  $\nabla L(f^i)$  is the gradient of the loss with respect to the filter  $f^{(i)}$ ,  $H^{(i)}$  is the Hessian of the loss (1). According to Gauss-Newton method [28], we can approximate the Hessian  $H^{(i)}$  with  $(J^{(i)})^T J^{(i)}$  for our least-squares formulation (1), where  $J^{(i)}$  is the Jacobian of the rasiduals at  $f^{(i)}$  [2]. Thus,  $\alpha$  can be denoted as,

$$\alpha \approx \frac{\nabla L(f^i)^T \nabla L(f^i)}{\nabla L(f^i)^T (J^{(i)})^T J^{(i)} \nabla L(f^i)} \quad (9)$$

$$= \frac{\|\nabla L(f^i)\|^2}{\|J^{(i)} \nabla L(f^i)\|^2}. \quad (10)$$

Then the gradient  $\nabla L(f)$  of the loss (1) with respect to the regression model  $f$  can be computed as,

$$\nabla L(f) = \frac{2}{N} \sum_{(X,c) \in S_{train}} (X^{(c)})^T * (\hat{M}_{reg}^{(c)} - X^{(c)} * f) + 2\lambda^2 f. \quad (11)$$

For similarity, we use  $\|h\|^2$  to represent for the other term  $\|J^{(i)} \nabla L(f^i)\|^2$ . Similar with the classification model [2], we can derive that,

$$\|h\|^2 = \frac{1}{N} \sum_{(X,c) \in S_{train}} \left\| X^{(c)} * \nabla L(f^i) \right\|^2 + \|\lambda \nabla L(f^i)\|^2. \quad (12)$$

Consequently,  $\alpha$  can be easily computed in PyTorch based on the euquation (5) and (6).

## Appendix B: Visualization Results on OTB100

We provide visualization examples generated by FCOT and DiMP on OTB100 dataset [32] in Figure 5. These sequences suffer from the limitations including occlusion, scale variation, deformation, motion blur and so on. It can be seen that our tracker performs well on these sequences. Particularly, the bounding boxes are more precise than DiMP [2] once the objects have been roughly located by the classification branch. More visualization results can be found at <https://github.com/MCG-NJU/FCOT/tree/master/visualization>.

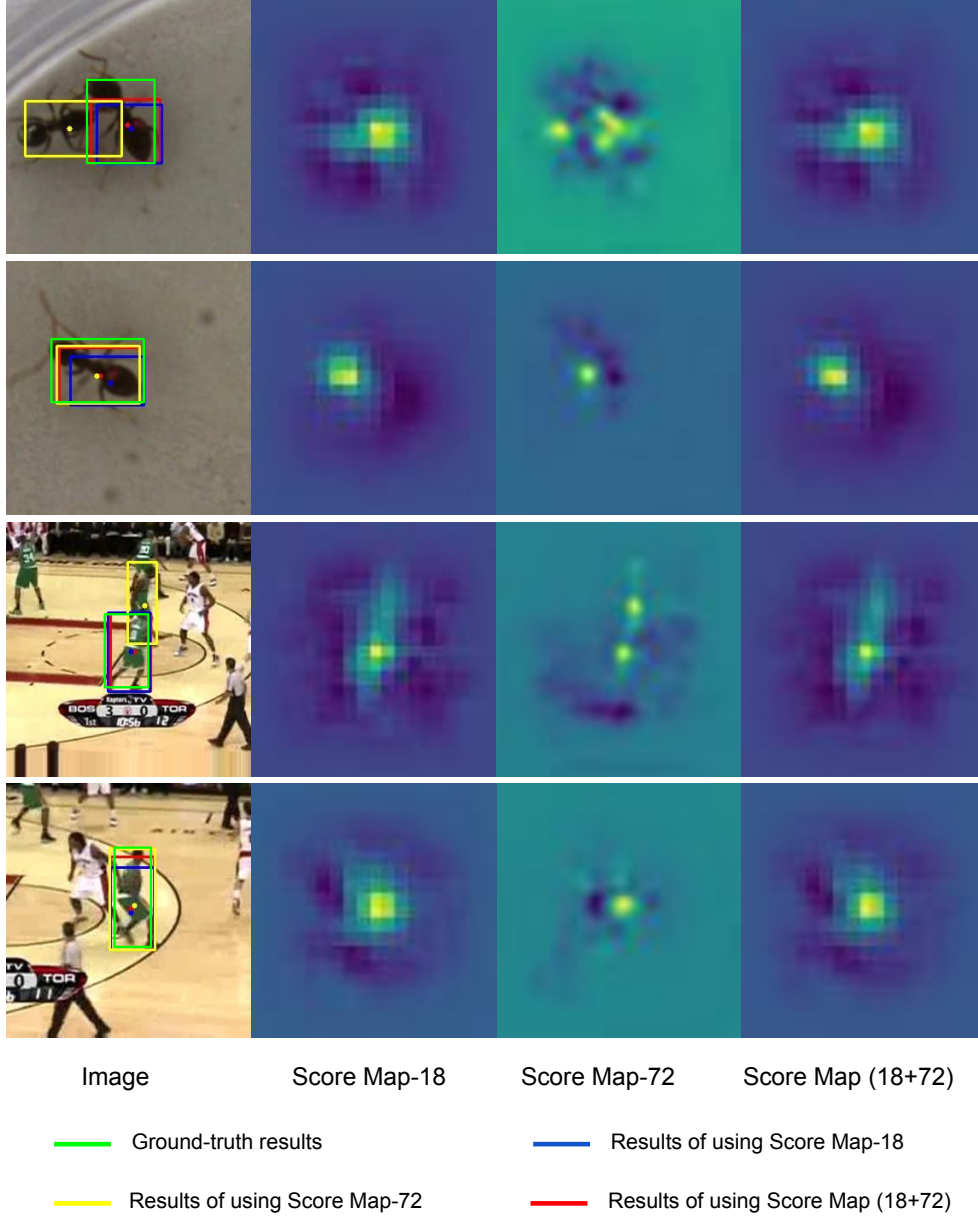


Figure 6: Visualization of score maps and results generated by using different layers of classification branch in our FCOT on VOT2018 dataset [17]. In the images of the first column, green box denotes the ground-truth bounding box of the target, red box and dot represent for the bounding box and the center of the target generated by using multi-scale classification strategy, yellow for solely using Score Map-72 and blue for solely using Score Map-72. Best viewed with zooming in.

## Appendix C: Visualization of Classification Results at Different Layers

In this section, we compare the tracking results and score maps among applying different-scale classification strategies to verify the effectiveness of multi-scale classification strategy as in Figure 6. We can see from the first and the third row that the results of just using Score Map-72 are deviated from the ground truth while trackers that using just Score Map-18 and using both of them can discriminate the positive object from the similar ones. It demonstrates that Score Map-18 is helpful for the robustness of the tracker. While from the second and the last row, we can derive that the predicted bounding boxes and centers of using Score Map-72 are more precise than only using Score Map-18. In consequence, multi-scale classification strategy is helpful for both the robustness and accuracy.

## References

- [1] Bertinetto, L., Valmadre, J., Henriques, J.F., Vedaldi, A., Torr, P.H.S.: Fully-convolutional siamese networks for object tracking. In: Hua, G., Jégou, H. (eds.) ECCV Workshops (2016)
- [2] Bhat, G., Danelljan, M., Gool, L.V., Timofte, R.: Learning discriminative model prediction for tracking. CoRR (2019)
- [3] Dai, J., Qi, H., Xiong, Y., Li, Y., Zhang, G., Hu, H., Wei, Y.: Deformable convolutional networks. In: ICCV (2017)
- [4] Danelljan, M., Bhat, G., Khan, F.S., Felsberg, M.: ECO: efficient convolution operators for tracking. In: CVPR (2017)
- [5] Danelljan, M., Bhat, G., Khan, F.S., Felsberg, M.: ATOM: accurate tracking by overlap maximization. In: CVPR (2019)
- [6] Fan, H., Lin, L., Yang, F., Chu, P., Deng, G., Yu, S., Bai, H., Xu, Y., Liao, C., Ling, H.: Lasot: A high-quality benchmark for large-scale single object tracking. In: CVPR (2019)
- [7] Fan, H., Ling, H.: Siamese cascaded region proposal networks for real-time visual tracking. In: CVPR (2019)
- [8] Fan, H., Ling, H.: Siamese cascaded region proposal networks for real-time visual tracking. In: CVPR (2019)
- [9] Galoogahi, H.K., Fagg, A., Huang, C., Ramanan, D., Lucey, S.: Need for speed: A benchmark for higher frame rate object tracking. arXiv preprint arXiv:1703.05884 (2017)
- [10] Guo, Q., Feng, W., Zhou, C., Huang, R., Wan, L., Wang, S.: Learning dynamic siamese network for visual object tracking. In: ICCV (2017)
- [11] He, K., Zhang, X., Ren, S., Sun, J.: Deep residual learning for image recognition. In: CVPR (2016)
- [12] Henriques, J.F., Caseiro, R., Martins, P., Batista, J.: High-speed tracking with kernelized correlation filters. IEEE Trans. Pattern Anal. Mach. Intell. **37**(3), 583–596 (2015)
- [13] Huang, L., Zhao, X., Huang, K.: Got-10k: A large high-diversity benchmark for generic object tracking in the wild. CoRR (2018)
- [14] Jiang, B., Luo, R., Mao, J., Xiao, T., Jiang, Y.: Acquisition of localization confidence for accurate object detection. In: Ferrari, V., Hebert, M., Sminchisescu, C., Weiss, Y. (eds.) ECCV (2018)
- [15] Jung, I., You, K., Noh, H., Cho, M., Han, B.: Real-time object tracking and one-shot channel pruning via meta-learning: Efficient model adaptation. CoRR (2019)
- [16] Kingma, D.P., Ba, J.: Adam: A method for stochastic optimization. In: Bengio, Y., LeCun, Y. (eds.) ICLR (2015)

- [17] Kristan, M., Leonardis, A., Matas, J., Felsberg, M., Pflugfelder, R.P., Zajc, L.C., et al: The sixth visual object tracking VOT2018 challenge results. In: ECCV Workshops (2018)
- [18] Krizhevsky, A., Sutskever, I., Hinton, G.E.: Imagenet classification with deep convolutional neural networks. *Commun. ACM* **60**(6), 84–90 (2017)
- [19] Li, B., Wu, W., Wang, Q., Zhang, F., Xing, J., Yan, J.: Siamrpn++: Evolution of siamese visual tracking with very deep networks. In: CVPR (2019)
- [20] Li, B., Yan, J., Wu, W., Zhu, Z., Hu, X.: High performance visual tracking with siamese region proposal network. In: CVPR (2018)
- [21] Lin, T., Maire, M., Belongie, S.J., Hays, J., Perona, P., Ramanan, D., Dollár, P., Zitnick, C.L.: Microsoft COCO: common objects in context. In: Fleet, D.J., Pajdla, T., Schiele, B., Tuytelaars, T. (eds.) ECCV (2014)
- [22] Liu, L., Xing, J., Ai, H., Ruan, X.: Hand posture recognition using finger geometric feature. In: ICPR (2012)
- [23] Lukezic, A., Vojir, T., Zajc, L.C., Matas, J., Kristan, M.: Discriminative correlation filter with channel and spatial reliability. In: CVPR (2017)
- [24] Martin Danelljan, G.B.: pytracking. <https://github.com/visionml/pytracking>
- [25] Mueller, M., Smith, N., Ghanem, B.: A benchmark and simulator for UAV tracking. In: Leibe, B., Matas, J., Sebe, N., Welling, M. (eds.) ECCV (2016)
- [26] Müller, M., Bibi, A., Giancola, S., Al-Subaihi, S., Ghanem, B.: Trackingnet: A large-scale dataset and benchmark for object tracking in the wild. In: Ferrari, V., Hebert, M., Sminchisescu, C., Weiss, Y. (eds.) ECCV (2018)
- [27] Nam, H., Han, B.: Learning multi-domain convolutional neural networks for visual tracking. In: CVPR (2016)
- [28] Nocedal, J., Wright, S.J.: Numerical Optimization. Springer (1999)
- [29] Park, E., Berg, A.C.: Meta-tracker: Fast and robust online adaptation for visual object trackers. In: Ferrari, V., Hebert, M., Sminchisescu, C., Weiss, Y. (eds.) ECCV (2018)
- [30] Ren, S., He, K., Girshick, R.B., Sun, J.: Faster R-CNN: towards real-time object detection with region proposal networks. In: Advances in Neural Information Processing Systems 28: Annual Conference on Neural Information Processing Systems 2015, December 7-12, 2015, Montreal, Quebec, Canada (2015)
- [31] Tian, Z., Shen, C., Chen, H., He, T.: FCOS: fully convolutional one-stage object detection. CoRR (2019)
- [32] Wu, Y., Lim, J., Yang, M.: Object tracking benchmark. *IEEE Trans. Pattern Anal. Mach. Intell.* **37**(9), 1834–1848 (2015)
- [33] Xing, J., Ai, H., Lao, S.: Multiple human tracking based on multi-view upper-body detection and discriminative learning. In: ICPR (2010)
- [34] Xu, Y., Wang, Z., Li, Z., Ye, Y., Yu, G.: Siamfc++: Towards robust and accurate visual tracking with target estimation guidelines. CoRR (2019)
- [35] Zhang, L., Gonzalez-Garcia, A., van de Weijer, J., Danelljan, M., Khan, F.S.: Learning the model update for siamese trackers. CoRR (2019)
- [36] Zhang, Y., Wang, L., Qi, J., Wang, D., Feng, M., Lu, H.: Structured siamese network for real-time visual tracking. In: Ferrari, V., Hebert, M., Sminchisescu, C., Weiss, Y. (eds.) ECCV (2018)
- [37] Zhang, Z., Peng, H.: Deeper and wider siamese networks for real-time visual tracking. In: CVPR (2019)

- [38] Zhu, X., Hu, H., Lin, S., Dai, J.: Deformable convnets V2: more deformable, better results. In: CVPR (2019)
- [39] Zhu, Z., Wang, Q., Li, B., Wu, W., Yan, J., Hu, W.: Distractor-aware siamese networks for visual object tracking. In: Ferrari, V., Hebert, M., Sminchisescu, C., Weiss, Y. (eds.) ECCV (2018)