

Standardizing and Benchmarking Crisis-related Social Media Datasets for Humanitarian Information Processing

Firoj Alam Hassan Sajjad Muhammad Imran Ferda Ofli

Qatar Computing Research Institute

Hamad Bin Khalifa University

Doha, Qatar

{fialam,hsajjad,mimran,fofli}@hbku.edu.qa

Abstract

Time-critical analysis of social media streams is important for humanitarian organizations to plan rapid response during disasters. The *crisis informatics* research community has developed several techniques and systems to process and classify big crisis data on social media. However, due to a variety of different datasets used in the literature, it is not possible to compare the results and to measure the progress made towards better models for crisis classification. In this work, we attempt to bridge this gap by providing a standard crisis-related dataset. We consolidate labels of 8 annotated data sources and provide 166.1k and 141.5k tweets for informativeness and humanitarian classification tasks. The consolidation also result in larger dataset size which is helpful in training stronger models. We also provide baseline results using CNN and BERT models. We make the dataset available at https://crisisnlp.qcri.org/crisis_datasets_benchmarks.html.

1 Introduction

At the onset of a disaster event, information pertinent to situational awareness such as reports of injured, trapped, or deceased people, urgent needs of victims, and infrastructure damage reports is most needed by formal humanitarian organizations to plan and launch relief operations. Acquiring such information in real-time is ideal to understand the situation as it unfolds. However, it is challenging as traditional methods such as field assessments and surveys are time-consuming. Microblogging platforms such as Twitter have been widely used to disseminate situational and actionable information by the affected population. Although social media sources are useful in this time-critical setting, it is, however, challenging to parse and extract actionable information from big crisis data available on social media (Castillo, 2016).

The past couple of years have witnessed a surge in the research works that focus on analyzing the usefulness of social media data and developing computational models to extract actionable information. Among others, proposed computational techniques include information classification, information extraction, and summarization (Imran et al., 2015; Rudra et al., 2018). Most of these studies use one of the publicly available datasets, reported in (Olteanu et al., 2014; Imran et al., 2016; Alam et al., 2018), either to propose a new model or reporting higher performance of an existing model. Typical classification tasks in the community include (i) *informativeness* (i.e., informative reports vs not-informative reports), (ii) *humanitarian information type classification* (e.g., affected individual reports, infrastructure damage reports), or (iii) *event type classification* (e.g., flood, earthquake, fire).

Despite the recent focus of the *crisis informatics*¹ research community to develop novel and more robust computational algorithms and techniques to process social media data, very limited efforts have been invested to develop standard datasets and benchmarks for others to compare their results, models, and techniques. In this paper, we develop a standard social media dataset for disaster response to facilitate comparison between different modeling approaches and to encourage the community to streamline their efforts towards a common goal. Thanks to the publicly available datasets, that we combine to create the proposed dataset. The consolidated data also resulted in larger size and better class distribution compared to the individual datasets which are important data features towards building better models.

¹https://en.wikipedia.org/wiki/Disaster_informatics

We consolidate eight annotated datasets namely CrisisLex (Olteanu et al., 2014; Olteanu et al., 2015), CrisisNLP (Imran et al., 2016), SWDM2013 (Imran et al., 2013a), ISCRAM13 (Imran et al., 2013b), Disaster Response Data (DRD)², Disasters on Social Media (DSM)³, CrisisMMD (Alam et al., 2018), and data collected by AIDR system (Imran et al., 2014). One of the challenges while consolidating the datasets is the inconsistent class labels across the datasets. One of the earlier efforts of defining the class labels and terminologies is the work of Temnikova et al. (2015). The CrisisLex, CrisisNLP and CrisisMMD datasets used a similar definitions discussed in Temnikova et al. (2015). Across several studies, a commonality exists at the semantic level of class labels annotated in different datasets. In this study, we map the class labels across datasets using their semantic meaning—a step performed by domain experts manually.

An important problem while consolidating different social media datasets is to tackle the duplicate content that is present within or across datasets. There are three types of duplicates: (i) tweet-id based duplicates, when same tweet appears in different datasets, (ii) content-based duplicates, when tweets with different ids have same content. Usually this happens when users copy-paste tweets, and (iii) near-duplicate content, which happens due to retweets or partial copy of tweets from other users. We use cosine similarity between tweets to filter out various types of duplicated tweets.

The contributions of this work are as follows.

- We consolidate all publicly available disaster-related datasets by manually mapping semantically similar class labels. We filter exact and near-duplicate tweets to clean the data and avoid any experimental biases.
- We provide benchmark results using state-of-the-art learning algorithms such as Convolutional Neural Networks (CNN) and pre-trained BERT models (Devlin et al., 2018) for two classifications tasks i.e., *Informativeness* (binary) and *Humanitarian type* (multi-class) classification. The benchmarking encourages the community towards comparable and reproducible research.
- For the research community, we aim to release the dataset as, (i) a consolidated class label mapped version, (ii) exact- and near-duplicate filtered version, (iii) a selected class label version used for the classification experiments in this study. Our released dataset also includes a language tag, which enables using multilingual information in classification and is a promising future research direction.

The rest of the paper is organized as follows. Section 2 provides a brief overview of the existing work. Section 3 describes our data curation procedures, and Section 4 describes the experiments. In Section 5 we report the details of the model and in Section 6 presents and discuss the results. Finally, we conclude in Section 7.

2 Related Work

Dataset Consolidation: In *crisis informatics* research on social media, there has been an effort to develop datasets with class label definitions (also referred to as class ontologies in the literature) for the research community. An extensive literature review can be found here (Imran et al., 2015). There are several publicly available data that are used by the researchers. However, their results are not comparable due to the differences of datasets and different train/dev/test splits. In terms of data consolidation of social media disaster response data, Alam et al. (2019) and Kersten et al. (2019) worked in this direction. The study of Alam et al. (2019) is limited with respect to the fact that they did not consider the issue of duplicate and near-duplicate content when they combined different datasets. Whereas the study of Kersten et al. (2019) only focused on informativeness classification⁴. A fair comparison of the classification experiment is also difficult with these two studies as their train/dev/test splits are not public. We address such limitations in this study - consolidate the datasets, filter duplicates, and publicly making the train/dev/test splits available with benchmark results.

In terms of defining class label ontologies for crisis informatics, most of the earlier efforts are discussed in Imran et al. (2015) and Temnikova et al. (2015). Various recent studies (Olteanu et al., 2014; Imran et

²<https://www.figure-eight.com/dataset/combined-disaster-response-data/>

³<https://data.world/crowdfunder/disasters-on-social-media>

⁴Note that in this study informativeness classification is also referred to as related vs. not-related.

Source	Total	Mapping		Filtering	
		Informativeness	Humanitarian	Informativeness	Humanitarian
CrisisLex	88015	84407	84407	69699	69699
CrisisNLP	52656	51271	50824	40401	40074
SWDM13	1543	1344	802	857	699
ISCRAM13	3617	3196	1702	2521	1506
DRD	26235	21519	7505	20896	7419
DSM	10876	10800	0	8835	0
CrisisMMD	16058	16058	16058	16020	16020
AIDR	7411	7396	6580	6869	6116
Total	206411	195991	167878	166098	141533

Table 1: Different datasets and their sizes before and after label mapping and filtering steps.

al., 2016; Alam et al., 2018) use a similar definitions. Different from them, Strassel et al. (2017) defines categories based on need types (e.g., evacuation, food supply) and issue type (e.g., civil unrest).

Classification Algorithms: Though most of the studies focus on automatic detection and classification of event type, and/or fine-grained humanitarian information type classification using traditional machine learning algorithms, several works exist in the literature which explored deep learning algorithms in disaster-related tweet classification tasks. The study of Nguyen et al. (2017) and Neppalli et al. (2018) perform comparative experiments between different classical and deep learning algorithms including Support Vector Machines (SVM), Logistic Regression (LR), Random Forests (RF), Recurrent Neural Networks (RNN), and Convolutional Neural Networks (CNN). Their experimental results suggest that CNN outperforms other algorithms. Though in another study, Burel and Alani (2018) reports that SVM and CNN can provide very competitive results in some cases. CNNs have also been explored in event type-specific filtering model (Kersten et al., 2019) and few-shot learning (Kruspe et al., 2019). Very recently different types of embedding representations have been proposed in literature such as Embeddings from Language Models (ELMo) (Peters et al., 2018), Bidirectional Encoder Representations from Transformers (BERT) (Devlin et al., 2018), and XLNet (Yang et al., 2019) for different NLP tasks. For disaster-related classification, Jain et al. (2019) investigates these embedding representations and achieves similar results.

3 Data Curation

We consolidate some of the most prominent, publicly-available social media datasets that were labeled for different disaster response classification tasks. In doing so, we deal with two major challenges: (i) discrepancies in the class labels used across different datasets and (ii) exact- and near-duplicate content that exist within as well as across different datasets.

In this study, we focus on seven datasets that have annotations and can be mapped consistently for two tasks: informativeness classification and humanitarian information type categorization. These datasets include CrisisLex (CrisisLexT6 (Olteanu et al., 2014), CrisisLexT26 (Olteanu et al., 2015)), CrisisNLP (Imran et al., 2016), SWDM2013 (Imran et al., 2013a), ISCRAM13 (Imran et al., 2013b), Disaster Response Data (DRD)⁵, Disasters on Social Media (DSM)⁶, CrisisMMD (Alam et al., 2018), and data collected by AIDR system (Imran et al., 2014)⁷. Second column of Table 1 summarizes original sizes of the datasets. From the table, we observe that CrisisLex and CrisisNLP are the largest and second largest datasets, respectively, which are currently widely used in the literature. The SWDM2013 is the smallest set, which is one of the earliest datasets for crisis informatics community. Below we discuss the details of the data consolidation process of these datasets.

⁵<https://www.figure-eight.com/dataset/combined-disaster-response-data/>

⁶<https://data.world/crowdfunder/disasters-on-social-media>

⁷Note that the AIDR system data that has been annotated by domain experts and we obtained them upon request.

3.1 Class label mapping

To combine these datasets, we create common class labels set by manually mapping class labels that come from different datasets but have the same or similar semantic meanings. For example, the label “building damaged”, originally used in the AIDR system, is mapped to “infrastructure and utilities damage” in our final dataset. Some of the class labels in these datasets are not annotated for *humanitarian aid*⁸ purposes, therefore, we have not selected them for this consolidated dataset. For example, we do not select tweets labeled as “animal management” or “not labeled” that appear in CrisisNLP and CrisisLex26. This causes a drop in the number of tweets for both informativeness and humanitarian tasks as can be seen in Table 1 (Mapping column). The large drop in the CrisisLex dataset of informativeness task is due to the 3103 unlabeled tweets labeled as “not labeled”. The other significant drop in the number of training example for the informativeness task is in the DRD dataset. This is due to the tweets annotated with multiple labels, which we have not considered in our consolidated dataset.

Many tweets in several humanitarian task datasets were labeled for informativeness only. For example, the DSM dataset is only labeled for informativeness, and a large portion of the DRD dataset is labeled for informativeness only. We were not able to map them for the humanitarian task. More details of this mapping for different datasets are reported in the supplemental material.

3.2 Filtering

To develop a machine learning model it is important to design non-overlapping training and test sets. A common practice is to randomly split the dataset into train and test sets. This approach does not work with social media data as it generally contains duplicates and near duplicates. Such duplicate content if present in both train and test sets often provides overestimated test results during classification. Filtering the (near) duplicate content is one of the major steps we have taken into consideration while consolidating this dataset.

We first tokenize the text before applying any filtering. For tokenization, we used a modified version of the “Tweet NLP⁹” tokenizer (O’Connor et al., 2010). Our modification includes lower casing the text, removing URL, punctuation, and user id mentioned in the text. We first filter tweets having only one token. We then apply exact string matching to remove exact duplicates. An example of exact duplicate tweet is as follows: the tweet “*RT Reuters: BREAKING NEWS: 6.3 magnitude earthquake strikes northwest of Bologna, Italy: USGS*”, appeared three times with exact match in CrisisLex26 (Olteanu et al., 2014) dataset that has been collected during Italy Earthquakes, 2012¹⁰.

Then, we use a similarity-based approach to remove the near-duplicates. We use cosine similarity to compute a similarity score between two tweets and flag them as *duplicate* if their similarity score is greater than the threshold value, 0.75. Before computing similarity, we convert tweets into vectors of uni- and bi-grams with their frequency-based representations. In the similarity-based approach, threshold selection is an important aspect. Choosing a lower value would lead to removing many distant tweets while choosing a higher value would left several near-duplicate tweets in the dataset. To understand that, we manually looked into the tweets in different threshold bins (i.e., 0.70 to 1.0 with 0.05 interval) as shown in Figure 1. By investigating them we found that a threshold value of 0.75 is a reasonable choice. From the figure we can clearly see that choosing a lower threshold (e.g., < 0.75) leads remove higher number of tweets. In Table 2, we provide a few examples for the sake of clarity.

To understand, which events and in which dataset has more exact- and near-duplicate we attempted to analyze them. In Figure 2, we provide such duplicates counts for both exact- and near-duplicates for informativeness tweets. In the figure, we report total number (in parenthesis the number represent percentage of reduction) of duplicates (i.e., exact and near) for each dataset. The figure shows that CrisisLex and CrisisNLP have higher duplicates comparatively, however, it is because those two are larger datasets comparatively. For each of these datasets, we wanted to see which event’s duplicates appear most.

⁸https://en.wikipedia.org/wiki/Humanitarian_aid

⁹<https://github.com/brendano/ark-tweet-nlp>

¹⁰http://en.wikipedia.org/wiki/2012_Northern_Italy_earthquakes

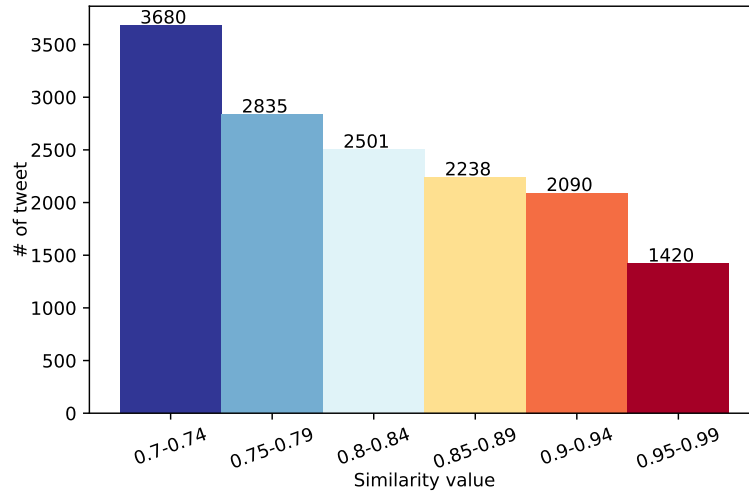


Figure 1: Number of near-duplicates in different bins obtained from informativeness tweets.

In CrisisLex, the majority of the exact duplicates appear in “Queensland floods (2013)”¹¹ consisting of 2270 exact duplicates. The second majority is “West Texas explosion 92013” event, which consists of 1301 duplicates. Compared to CrisisLex, the exact duplicates are low in CrisisNLP, and the majority of such duplicates appear in the “Philippines Typhoon Hagupit (2014)” event with 1084 tweets. For the humanitarian tweets, we observed similar characteristics of Figure 2.

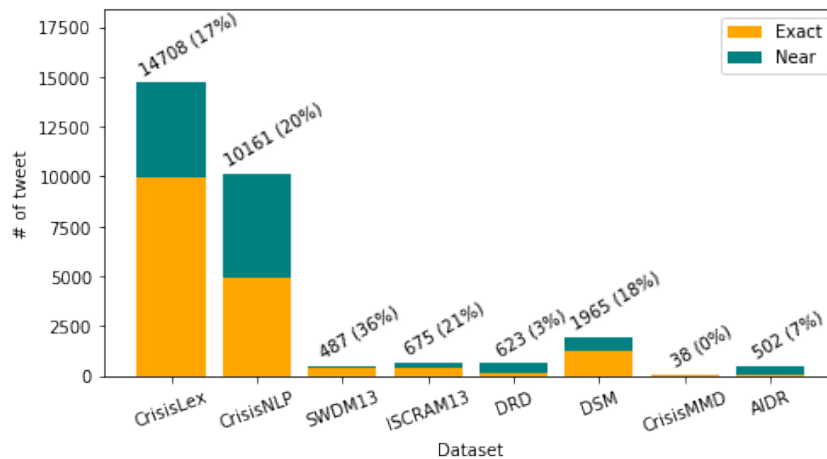


Figure 2: Exact- and near-duplicates in informativeness tweets. Number on top of each bar represent total number and the number in the parenthesis represent percentage of consolidated exact and near duplicates from the respective dataset.

As indicated in Table 1, there is a drop after filtering, e.g., $\sim 25\%$ for informativeness and $\sim 20\%$ for humanitarian tasks. It is important to note that failing to eradicate duplicates from the consolidated dataset would potentially lead to misleading performance figures in the classification experiments.

3.3 Language

While combining the datasets, we realized that some of them have tweets in different languages (i.e., Spanish and Italian) other than English. In addition, many tweets have code-switched (i.e., multilingual) content. For example, the following tweet has both English and Spanish, “*It’s #Saturday, #treat yourself*”

¹¹Note that the event name that we are referring here is the events during which data has been collected by the respective data authors. We provided such information as a part of supplementary material.

#	Tweet	Tokenized	Sim
1	When i see people praying Queensland won't flood to save a flash mob, instead of people's lives and homes. S E L F I S H RT @nialls_swag: When i see people praying Queensland won't flood to save a flash mob, instead of people's lives and homes. S E L F I S H	when i see people praying queensland wo n't flood to save a flash mob instead of people 's lives and homes s e l f i s h rt when i see people praying queensland wo n't flood to save a flash mob instead of people 's lives and homes s e l f i s h	0.984
2	RT @storyfulpro: AUSTRALIA: Follow @syflpac/australia as residents return to flood ravaged neighborhoods AUSTRALIA: Follow @syflpac/australia as residents return to flood ravaged neighborhoods	rt australia follow as residents return to flood ravaged neighborhoods australia follow as residents return to flood ravaged neighborhoods	0.946
3	I'm at International Terminal (Brisbane Airport, QLD) w/ 4 others [pic]: http://t.co/QOij2I1e I'm at International Terminal (Brisbane Airport, QLD) w/ 2 others http://t.co/JHH7t5zz	i 'm at international terminal brisbane airport qld w others pic url i 'm at international terminal brisbane airport qld w others url	0.910
4	Two missing as #Queensland's flood recovery begins http://t.co/hWZ3UBG2 #bigwet #qldfloods Two missing as Queensland's flood recovery begins http://t.co/wVSDBajo	two missing as queensland 's flood recovery begins url bigwet qldfloods two missing as queensland 's flood recovery begins url	0.900
5	VIDEO: Australia PM visits flood ravaged areas http://t.co/pikEFW4o #headlines New Video: Australia PM visits flood ravaged areas http://t.co/zbiWXUtw	video australia pm visits flood ravaged areas url head-lines new video australia pm visits flood ravaged areas url	0.882
6	RT @rosemaryCNN: As flood waters recede in Qld, #Australia, attention turns 2 relief & recovery. Police reportedly find a 5th victim ... As flood waters recede in Qld, #Australia, attention turns 2 relief & recovery. Police reportedly find a 5th victim in a car #CNN	rt as flood waters recede in qld australia attention turns relief recovery police reportedly find a th victim as flood waters recede in qld australia attention turns relief recovery police reportedly find a th victim in a car cnn	0.882
7	Queensland counts flood cost as New South Wales braces for river peaks - The Guardian: The Guardian-Queensland co... http://t.co/PyGhSzbG Queensland counts flood cost as New South Wales braces for river peaks - The Guardian http://t.co/njADhrdc #News	queensland counts flood cost as new south wales braces for river peaks the guardian the guardian-queensland co url queensland counts flood cost as new south wales braces for river peaks the guardian url news	0.856
8	He's no Anna Bligh! @abcnews LIVE: Queensland Premier Campbell Newman is giving an update on Queensland flood crisis http://t.co/pXxoxLOe AUSTRALIA: RT @abcnews: LIVE: Queensland Premier Campbell Newman is giving an update on Queensland flood crisis http://t.co/Jj9S057T	he 's no anna bligh live queensland premier campbell newman is giving an update on queensland flood crisis url australia rt live queensland premier campbell newman is giving an update on queensland flood crisis url	0.808
9	Australia lurches from fire to flood http://t.co/C6x8Uxnk Australia lurches from fire to flood #climatechange #globalwarming http://t.co/MZa6H3QC	australia lurches from fire to flood url australia lurches from fire to flood climatechange globalwarming url	0.807
10	Live coverage: Queensland flood crisis via @Y7News http://t.co/Knb407Fw Live coverage: Queensland flood crisis - Yahoo!7 http://t.co/U2hw0LWW via @Y7News	live coverage queensland flood crisis via url live coverage queensland flood crisis yahoo url via	0.788
11	Halo tetangga. Sabar ya. RT @AJEnglish: Flood worsens in eastern Australia http://t.co/YfokqBmG RT @AJEnglish: Flood worsens in eastern Australia http://t.co/kuGSMCiH	halo tetangga sabar ya rt flood worsens in eastern australia url rt flood worsens in eastern australia url	0.787
12	”@guardian: Queensland counts flood cost as New South Wales braces for river peaks http://t.co/MpQskYt1 ”. Brisbane friends moved to refuge. Queensland counts flood cost as New South Wales braces for river peaks http://t.co/qb5UuYf9	queensland counts flood cost as new south wales braces for river peaks url brisbane friends moved to refuge queensland counts flood cost as new south wales braces for river peaks url	0.778

Table 2: Examples of near-duplicates with similarity scores. Duplicate one is highlighted.

to our #Pastel tres leches y compota de mora azul. <https://t.co/WMpmu27P9X>”. Note that Twitter tagged

this tweet as English whereas the Google language detector service tagged it as Spanish with a confidence score of 0.379. While we realized that the multilingual issue exists in the dataset, therefore, we attempted to provide a language tag for each tweet in which the tag is not available with the respective dataset. For example, the tweets annotated by the volunteers in the CrisisNLP dataset consist of language tag provided by Twitter whereas no language tag is provided with the CrisisLex dataset. For these tweets, we used the language detection API of the Google cloud service. We provided a language tag and confidence score obtained from the language detection API. Hence, with the consolidated dataset, we include a language tag for all tweets. In Figure 3, we report the distribution of language with number of tweets ≥ 20 . Among different languages of informativeness tweets, English tweets appear to be highest in the distribution compared to any other languages, which is 94.46% out of 156899, as shown in Figure 3. Note that most of the non-English tweets appear in the CrisisLex dataset.

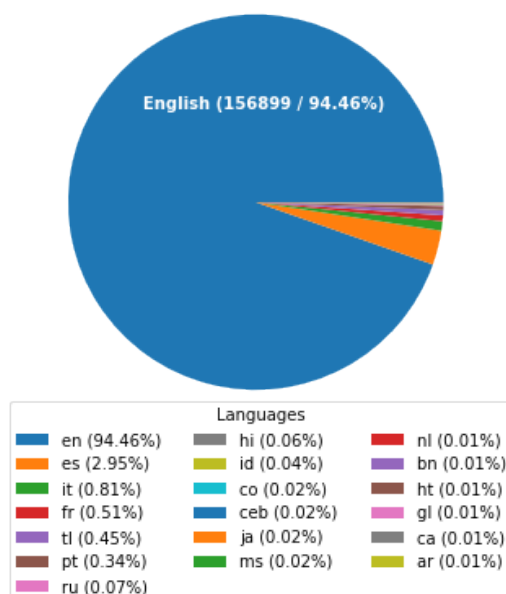


Figure 3: Distribution of top seven languages (≥ 20 tweets) in the consolidated informativeness tweets.

3.4 Class label distribution

Distribution of class labels is an important factor for developing the classification model. In Table 3 and 4, we report individual datasets along with the class label distribution for informativeness and humanitarian tasks, respectively. It is clear that there is an imbalance class distribution in different datasets and some class labels are not present. For example, the distribution of ‘not informative’ class is very low in SWDM13 and ISCRAM13 datasets. For the humanitarian task, some class labels are not present in different datasets. Only 17 tweets with the label ‘terrorism related’ are present in CrisisNLP. Similarly, the class ‘disease related’ only appeared in CrisisNLP. The scarcity of the class labels poses a great challenge to design the classification model using individual datasets. Even after combining the datasets, there is still an imbalance class distribution present (last column in Table 4). For example, the distribution of “Not humanitarian” is relatively higher (37.40%) than other class labels, which might need to under-sampled for training the classification model. In Table 4, we highlighted some class labels, which we dropped in the rest of the classification experiments conducted in this study, however, tweets with those class labels will be available in the released datasets. The reason of not selecting them for this study is that we wanted to develop classifiers for the disaster response tasks only.

Class	CrisisLex	CrisisNLP	SWDM13	ISCRAM13	DRD	DSM	CrisisMMD	AIDR	Total
Informative	42140	23694	716	2443	14849	3461	11488	2968	101759
Not informative	27559	16707	141	78	6047	5374	4532	3901	64339
Total	69699	40401	857	2521	20896	8835	16020	6869	166098

Table 3: Data distribution of informativeness across different sources.

Class	CrisisLex	CrisisNLP	SWDM13	ISCRAM13	DRD	CrisisMMD	AIDR	Total
Affected individual	3740	-	-	-	-	471	-	4211
Caution and advice	1774	1137	117	412	-	-	161	3601
Disease related	-	1478	-	-	-	-	-	1478
Displaced and evacuations	-	495	-	-	-	-	50	545
Donation and volunteering	1932	2882	27	189	10	3286	24	8350
Infrastructure and utilities damage	1353	1721	-	-	877	1262	283	5496
Injured or dead people	-	2151	139	125	-	486	267	3168
Missing and found people	-	443	-	43	-	40	46	572
Not humanitarian	27559	16708	142	81	-	4538	3911	52939
Other relevant information	29562	8188	-	-	-	5937	939	44626
Personal update	-	116	274	656	-	-	-	1046
Physical landslide	-	538	-	-	-	-	-	538
Requests or needs	-	215	-	-	6532	-	257	7004
Response efforts	-	1114	-	-	-	-	-	1114
Sympathy and support	3779	2872	-	-	-	-	178	6829
Terrorism related	-	16	-	-	-	-	-	16
Total	69699	40074	699	1506	7419	16020	6116	141533

Table 4: Data distribution of humanitarian categories across different datasets.

4 Experimental setup

Although, our consolidated dataset contains multilingual tweets, we only use tweets in English language in our experiments as follows:

- **Individual vs. consolidated:** In these experiments, we train models using labeled data from individual datasets (e.g., CrisisLex) as well as a consolidated set.
- **Event-aware training:** we present a novel training method that enables the use of available data from all disaster events while achieving optimal performance (c.f., Section 4.2).

We split data into training, development, and test sets with a proportion of 70%, 10%, and 20%, respectively, also reported in Table 5. As discussed earlier we have not selected the tweets with highlighted class labels in Table 4 for the classification experiments. Therefore, in the rest of the paper, we report the class label distribution and results on the selected class labels with English tweets only.

4.1 Individual and Consolidated Datasets

The motivation of these experiments is to investigate whether consolidated dataset help in improving the classification performance. For the individual dataset classification experiments, we selected CrisisLex and CrisisNLP as they are reasonably large in size and has a reasonable number of class labels, six and eleven class labels, respectively. Note that these are subsets of the consolidated dataset reported in Table 5. We selected them from train, dev and test data splits of the consolidated dataset to be consistent with different classification experiments. To understand the effectiveness of the smaller datasets, we run experiments by training the model using smaller datasets and evaluating using the consolidated test set. The experimental results using the CNN model are reported in Section 6.

4.2 Event-aware

The availability of annotated data for a disaster event is usually scarce. One of the advantages of our compiled data is to have identical classes across several disaster events. This enables us to combine the annotated data from all previous disasters for classification. Though this increases the size of the training data substantially, the classifier may result in sub-optimal performance due to the inclusion of

Informativeness	Train	Dev	Test	Total
Informative	65826	9594	18626	94046
Not informative	43970	6414	12469	62853
Total	109796	16008	31095	156899
Humanitarian				
Affected individual	2454	367	693	3514
Caution and advice	2101	309	583	2993
Displaced and evacuations	359	53	99	511
Donation and volunteering	5184	763	1453	7400
Infrastructure and utilities damage	3541	511	1004	5056
Injured or dead people	1945	271	561	2777
Missing and found people	373	55	103	531
Not humanitarian	36109	5270	10256	51635
Requests or needs	4840	705	1372	6917
Response efforts	780	113	221	1114
Sympathy and support	3549	540	1020	5109
Total	61235	8957	17365	87557

Table 5: Data split and their distributions with consolidated *English* tweets dataset.

heterogeneous data. Disasters are different in terms of event-type such as earthquake and flooding, and the region where a disaster occurred.

To this end, we propose an event-aware training mechanism. Given a set of m disaster event types $\mathbf{D} = \{d_1, d_2, \dots, d_m\}$ where disaster event type d_i includes earthquake, flood, fire, hurricane. For a disaster event type d_i , $\mathbf{T}_i = \{t_1, t_2, \dots, t_n\}$ are the annotated tweets. We append a disaster event type as a token to each annotated tweet t_i . More concretely, say tweet t_i consists of k words $\{w_1, w_2, \dots, w_k\}$. We append a disaster event type tag d_i to each tweet. t_i would become $\{d_i, w_1, w_2, \dots, w_k\}$. We repeat this step for all disaster event types present in our dataset. We concatenate the modified data of all disasters and use it for the classification. Different from concatenating the original data, we are essentially preserving the domain information present in the data while making use of all of the data for classification.

The event-aware training requires the knowledge of the disaster event type at the time of the test. If we do not provide a disaster event type, the classification performance will be suboptimal due to a mismatch between train and test. In order to apply the model to an unknown disaster event type, we modify the training procedure. Instead of appending the disaster event type to all tweets of a disaster, we randomly append disaster event type UNK to 5% of the tweets of every disaster. Note that UNK is now distributed across all disaster event types and is a good representation of an unknown event. Our method is motivated from Sennrich et al. (2016) where they add a tag to machine translation training data to force a specific type of translation.

5 Model

In this section, we describe the details of our classification models. For the experiments, we use CNN and pre-trained model BERT for experimentation.

Preprocessing Prior to the classification experiment, we preprocess tweets to remove symbols, emoticons, invisible and non-ASCII characters, punctuations (replaced with whitespace), numbers, URLs, and hashtag signs. We also remove stop words.

Classification using CNN The current state-of-the-art disaster classification model is based on the CNN architecture. We used similar architecture as proposed by Nguyen et al. (2017).

Classification using BERT Pre-trained models have achieved state-of-the-art performance on natural language processing tasks and have been adopted as feature extractors for solving down-stream tasks such as question answering, and sentiment analysis. Though the pre-trained models are mainly trained on non-Twitter text, we hypothesized that their rich contextualized embeddings would be beneficial for the disaster domain. In this work, we choose the pre-trained model BERT (Devlin et al., 2018) for the

Train	Test	Acc	P	R	F1
Informativeness					
CrisisLex (2C)	Consolidated	0.801	0.807	0.800	0.803
CrisisNLP (2C)	Consolidated	0.725	0.768	0.730	0.727
Consolidated (2C)	Consolidated	0.867	0.866	0.870	0.866
Humanitarian					
CrisisLex (6C)	Consolidated	0.694	0.601	0.690	0.633
CrisisNLP (10C)	Consolidated	0.666	0.582	0.670	0.613
Consolidated (11C)	Consolidated	0.835	0.827	0.840	0.829

Table 6: Classification results for the individual and consolidated train sets using the CNN model. 2C, 6C, 10C, and 11C refer to two, six, ten and eleven class labels, respectively.

classification task. We follow the standard fine-tuning procedure with a task-specific layer added on top of the BERT architecture.

Model Settings We trained the CNN models using the Adam optimizer (Kingma and Ba, 2014). The maximum number of epochs was set to 1000. We set *early stopping* based on the accuracy of the development set with a patience of 200. We used a filter size of 300 filters with both window size and pooling length of 2, 3, and 4.

We use BERT-base model (Devlin et al., 2018) using the Transformer Toolkit (Wolf et al., 2019). The model consists of 12 layers plus an additional task-specific layer. We fine-tune the model using the default settings for three epochs as prescribed by Devlin et al. (2018).

Evaluation Settings To measure the performance of each classifier, we use weighted average precision (P), recall (R), and F1-measure (F1). The rationale behind choosing the weighted metric is that it takes into account the class imbalance problem.

6 Results and Discussions

6.1 Individual vs Consolidated Dataset

In Table 6, we report the classification results for individual and consolidated datasets for both informativeness and humanitarian tasks using the CNN model. As mentioned earlier, we selected CrisisLex and CrisisNLP to conduct experiments for the individual datasets. Among the CrisisLex and CrisisNLP, the performance is higher with CrisisLex dataset for both informativeness and humanitarian tasks respectively. It might be because the CrisisLex dataset is larger than the CrisisNLP dataset. The model trained using the consolidated dataset is 0.866 (F1) for informativeness and 0.829 for humanitarian, which is better than the models trained with the individual dataset. For the humanitarian task, for different datasets in Table 6, we have different number of class labels. We report the results of those classes only for which the model is able to classify. For example, the model trained using the CrisisLex data can classify tweets using one of the six class labels (see Table 4 labels excluding highlighted ones).

The experiments with smaller datasets for both informativeness and humanitarian tasks show the importance to design a classifier using a larger dataset. Note that humanitarian task is a multi-class classification problem which makes it a much more difficult task than the informative classification.

Table 7 compares the performance of CNN and BERT on the consolidated datasets. For the informativeness task, there is no difference in performance between CNN and BERT. However, on the humanitarian task, the BERT outperformed CNN by an absolute margin of 3.5 points. The system performed better in both precision and recall. In Table 8, we report class-wise performance for humanitarian task for both CNN and BERT. BERT performs well or on par with CNN for all classes. However, BERT performed substantially better than CNN in the case of minority class labels, highlighted in the table.

We investigated the classification results of the CNN models for the minority class labels. It reveals that the class “Response efforts” mostly confuses with “Donation and volunteering” and “Not humanitarian”. For example, the following gold label “Response efforts” tweet, “*I am supporting Rebuild Sankhu @crowdfunderuk #crowdfunder http://t.co/WBsKGZHHSj*”, classified as “Donation and volunteering”.

Model	Informativeness				Humanitarian			
	Acc	P	R	F1	Acc	P	R	F1
CNN	0.867	0.866	0.870	0.866	0.835	0.827	0.840	0.829
BERT	0.866	0.866	0.866	0.865	0.866	0.865	0.866	0.864

Table 7: Classification results of the consolidated dataset using CNN and BERT.

Class labels	CNN			BERT		
	P	R	F1	P	R	F1
Affected individual	0.760	0.720	0.740	0.771	0.835	0.802
Caution and advice	0.630	0.630	0.630	0.684	0.720	0.702
Displaced and evacuations	0.490	0.180	0.260	0.523	0.586	0.552
Donation and volunteering	0.700	0.790	0.740	0.746	0.825	0.783
Infrastructure and utilities damage	0.650	0.660	0.660	0.727	0.704	0.716
Injured or dead people	0.760	0.780	0.770	0.822	0.866	0.844
Missing and found people	0.470	0.170	0.240	0.512	0.427	0.466
Not humanitarian	0.900	0.930	0.920	0.933	0.926	0.929
Requests or needs	0.850	0.840	0.850	0.916	0.907	0.912
Response efforts	0.330	0.070	0.120	0.424	0.226	0.295
Sympathy and support	0.760	0.640	0.690	0.770	0.732	0.751

Table 8: Class-wise classification results of the consolidated dataset using CNN and BERT.

We also observed similar phenomena in minority class labels. The class labels “Displaced and evacuations” confuses with “Donation and volunteering” and “Caution and advice”. It is interesting that the class labels “Missing and found people” confuses with “Donation and volunteering” and “Not humanitarian”. The following “Missing and found people” tweet “*RT @Fahdhusain: 11 kids recovered alive from under earthquake rubble in Awaran. Shukar Allah!!*” classified as “Donation and volunteering”.

6.2 Event-aware

In Table 9, we report the results of the event-aware training using both CNN and BERT. The event-aware training improved the classification performance by 1.3 F1 points using CNN for the humanitarian task. However, no improvement has been observed for the informativeness task. The training using event information enabled the system to use data of all disasters while preserving the disaster-specific distribution.

Event-aware training is also effective in the advent of a new disaster event. Based on the type of a new disaster, one may use appropriate tags to optimize classification performance. The event-aware training can be extended to use with more than one tags. For example, in addition to preserving the event information, one can also append a tag for the disaster region. In this way, one can optimize the model for more fine-grained domain information.

The event-aware training with BERT does not provide better results in any of the tasks, which requires further investigation and we left it for a future study.

6.3 Discussions

Social media data is noisy and it often poses a challenge for labeling and training classifiers. While investigating the publicly available datasets, we realized that it is important to follow the following steps before preparing and labeling any social media dataset, not just the dataset for crisis computing. Such

Model	Informativeness				Humanitarian			
	Acc	P	R	F1	Acc	P	R	F1
CNN	0.868	0.868	0.870	0.867	0.847	0.841	0.850	0.842
BERT	0.860	0.861	0.860	0.860	0.834	0.837	0.834	0.835

Table 9: Classification results of the event-aware experiments using the consolidated dataset.

steps include, (i) tokenization to help in the subsequent phase, (ii) remove exact- and near-duplicates, (iii) check for existing data where the same tweet might have annotated for the same task, and then (iv) labeling. For designing the classifier, we would like to recommend to check the overlap between training and test split to avoid any misleading performance figures.

The classification performance that we report is considered as benchmark results, which can be used to compare in any future study. The current state-of-art for informativeness and humanitarian tasks can be found in (Burel et al., 2017; Alam et al., 2019). The F-measure for informativeness is 0.838 and for humanitarian 0.613 reported in (Burel et al., 2017) using CrisisLex26 dataset. Whereas in (Alam et al., 2019) the reported F-measure for informativeness and humanitarian tasks are 0.93 and 0.78, respectively. We would like to stress the fact that our reported results are reliable as it is filtered duplicated content, which results in misleading performance figures.

The competitive performance of BERT encourages us to try deeper models such as BERT-large and Google T5 models. Another interesting angle is to use pre-trained multilingual models to classify tweets of different languages. A future research direction is to use multilingual models for the zero-shot classification of tweets. For the BERT-based model, it is important to invest the effort to try different regularization methods to obtain better results, which we foresee as a future study. From the event-aware experiments, we observe that it helps in improving the classification performance, which could also be a future research avenue.

As we aim to release different versions of the dataset with benchmark results for the research community, we believe that it will help the community to develop better models and compare results. Our released dataset also includes a language tag, which will help to conduct multilingual experiments in future research. The resulted consolidated dataset covers a time-span starting from 2010 to 2017, which can be used to study temporal aspects in crisis scenarios.

7 Conclusions

The information available on social media has been widely used by humanitarian organizations at times of a disaster. Many techniques and systems have been developed to process social media data. However, the research community lacks a standard dataset and benchmarks to compare the performance of their systems. We tried to bridge this gap by consolidating existing datasets and providing benchmarks, which are based on CNN and BERT models.

References

- Firoj Alam, Ofli Ferda, and Imran Muhammad. 2018. Crisismmd: Multimodal twitter datasets from natural disasters. In *Proc. of the 12th ICWSM, 2018*, pages 465–473. AAAI press, 1.
- Firoj Alam, Imran Muhammad, and Ofli Ferda. 2019. Crisisdps: Crisis data processing services. In *Proc. of 16th ISCRAM*.
- Gregoire Burel and Harith Alani. 2018. Crisis event extraction service (crees)-automatic detection and classification of crisis-related content on social media. In *Proc. of the 15th ISCRAM, 2018*.
- Grégoire Burel, Hassan Saif, Miriam Fernandez, and Harith Alani. 2017. On semantics and deep learning for event detection in crisis situations. In *Workshop on Semantic Deep Learning (SemDeep), at ESWC 2017*, 5.
- Carlos Castillo. 2016. *Big Crisis Data*. Cambridge University Press.
- Jacob Devlin, Ming-Wei Chang, Kenton Lee, and Kristina Toutanova. 2018. Bert: Pre-training of deep bidirectional transformers for language understanding. *arXiv preprint arXiv:1810.04805*.
- Muhammad Imran, Shady Elbassuoni, Carlos Castillo, Fernando Diaz, and Patrick Meier. 2013a. Practical extraction of disaster-relevant information from social media. In *Proc. of the 22nd WWW*, pages 1021–1024. ACM.
- Muhammad Imran, Shady Mamoon Elbassuoni, Carlos Castillo, Fernando Diaz, and Patrick Meier. 2013b. Extracting information nuggets from disaster-related messages in social media. In *Proc. of the 12th ISCRAM*.
- Muhammad Imran, Carlos Castillo, Ji Lucas, Patrick Meier, and Sarah Vieweg. 2014. AIDR: Artificial intelligence for disaster response. In *Proc. of the ACM Conference on WWW*, pages 159–162. ACM.

- Muhammad Imran, Carlos Castillo, Fernando Diaz, and Sarah Vieweg. 2015. Processing social media messages in mass emergency: A survey. *ACM Computing Surveys*, 47(4):67.
- Muhammad Imran, Prasenjit Mitra, and Carlos Castillo. 2016. Twitter as a lifeline: Human-annotated twitter corpora for nlp of crisis-related messages. In *Proc. of the LREC, 2016*, Paris, France, 5. ELRA.
- Pallavi Jain, Robert Ross, and Bianca Schoen-Phelan. 2019. Estimating distributed representation performance in disaster-related social media classification. In *2019 IEEE/ACM International Conference on Advances in Social Networks Analysis and Mining*. IEEE.
- Jens Kersten, Anna Kruspe, Matti Wiegmann, and Friederike Klan. 2019. Robust filtering of crisis-related tweets. In *ISCRAM*.
- Diederik P Kingma and Jimmy Ba. 2014. Adam: A method for stochastic optimization. *arXiv preprint arXiv:1412.6980*.
- Anna Kruspe, Jens Kersten, and Friederike Klan. 2019. Detecting event-related tweets by example using few-shot models. In *Proc. of the 16th ISCRAM*.
- Venkata Kishore Neppalli, Cornelia Caragea, and Doina Caragea. 2018. Deep neural networks versus naïve bayes classifiers for identifying informative tweets during disasters. In *Proc. of the 15th ISCRAM, 2018*.
- Dat Tien Nguyen, Kamla Al-Mannai, Shafiq R Joty, Hassan Sajjad, Muhammad Imran, and Prasenjit Mitra. 2017. Robust classification of crisis-related data on social networks using convolutional neural networks. In *Proc. of the 11th ICWSM, 2017*, pages 632–635. AAAI press.
- Brendan O’Connor, Michel Krieger, and David Ahn. 2010. Tweetmotif: Exploratory search and topic summarization for twitter. In *Fourth International AAAI Conference on Weblogs and Social Media*.
- Alexandra Olteanu, Carlos Castillo, Fernando Diaz, and Sarah Vieweg. 2014. Crisislex: A lexicon for collecting and filtering microblogged communications in crises. In *Proc. of the 8th ICWSM, 2014*. AAAI press.
- Alexandra Olteanu, Sarah Vieweg, and Carlos Castillo. 2015. What to expect when the unexpected happens: Social media communications across crises. In *Proc. of the 18th ACM Conference on Computer Supported Cooperative Work & Social Computing*, pages 994–1009. ACM.
- Matthew E Peters, Mark Neumann, Mohit Iyyer, Matt Gardner, Christopher Clark, Kenton Lee, and Luke Zettlemoyer. 2018. Deep contextualized word representations. *arXiv preprint arXiv:1802.05365*.
- Koustav Rudra, Pawan Goyal, Niloy Ganguly, Prasenjit Mitra, and Muhammad Imran. 2018. Identifying sub-events and summarizing disaster-related information from microblogs. In *The 41st International ACM SIGIR Conference on Research & Development in Information Retrieval*, pages 265–274. ACM.
- Rico Sennrich, Barry Haddow, and Alexandra Birch. 2016. Controlling Politeness in Neural Machine Translation via Side Constraints. In *Proceedings of the 2016 Conference of the North American Chapter of the Association for Computational Linguistics: Human Language Technologies*, pages 35–40, San Diego, California, June. Association for Computational Linguistics.
- Stephanie M Strassel, Ann Bies, and Jennifer Tracey. 2017. Situational awareness for low resource languages: the lorelei situation frame annotation task. In *SMERP@ ECIR*, pages 32–41.
- Irina P Temnikova, Carlos Castillo, and Sarah Vieweg. 2015. Emterms 1.0: A terminological resource for crisis tweets. In *ISCRAM*.
- Thomas Wolf, Lysandre Debut, Victor Sanh, Julien Chaumond, Clement Delangue, Anthony Moi, Pierric Cistac, Tim Rault, R’emi Louf, Morgan Funtowicz, and Jamie Brew. 2019. Huggingface’s transformers: State-of-the-art natural language processing. *ArXiv*, abs/1910.03771.
- Zhilin Yang, Zihang Dai, Yiming Yang, Jaime Carbonell, Ruslan Salakhutdinov, and Quoc V Le. 2019. Xlnet: Generalized autoregressive pretraining for language understanding. *arXiv preprint arXiv:1906.08237*.

8 Supplemental Material: Dataset details

8.1 Datasets

CrisisLex is one of the largest publicly-available datasets, *CrisisLex*, which consists of two subsets, i.e., CrisisLexT26 and CrisisLexT6 (Olteanu et al., 2014). CrisisLexT26 comprises data from 26 different crisis events that took place in 2012 and 2013 with annotations for informative vs. not-informative as well as humanitarian categories (six classes) classification tasks among others. CrisisLexT6, on the other hand, contains data from six crisis events that occurred between October 2012 and July 2013 with annotations for *related* vs. *not-related* classification task.

CrisisNLP is another large-scale dataset collected during 19 different disaster events that happened between 2013 and 2015 and annotated according to different schemes including classes from humanitarian disaster response and some classes related to health emergencies (Imran et al., 2016).

SWDM2013 dataset consists of data from two events. The Joplin collection contains tweets from the tornado that struck Joplin, Missouri on May 22, 2011. The Sandy collection contains tweets collected from Hurricane Sandy that hit Northeastern US on Oct 29, 2012 (Imran et al., 2013a).

ISCRAM2013 dataset consists of tweets from two different events occurred in 2011 (Joplin 2011) and 2012 (Sandy 2012). The Joplin 2011 data consists of 4,400 labeled tweets collected during the tornado that struck Joplin, Missouri (USA) on May 22, 2011, whereas Sandy 2012 data consists of 2,000 labeled tweets collected during the Hurricane Sandy, that hit Northeastern US on Oct 29, 2012.

DRD consists of tweets collected during various crisis events that took place in 2010 and 2012. This dataset is annotated using 36 classes that include informativeness as well as humanitarian categories.

DSM dataset comprises 10K tweets collected and annotated with labels *related* vs. *not-related* to the disasters¹².

CrisisMMD is a multimodal dataset consisting of tweets and associated images collected during seven disaster events that happened in 2017 (Alam et al., 2018). The annotations available and relevant to this study include two classification tasks: *informative* vs. *not-informative* and humanitarian categories (eight classes).

AIDR is the labeled dataset obtained from *AIDR* system (Imran et al., 2014) that has been annotated by domain experts for different events and made available upon requests. We only retained labeled data that are relevant to this study.

8.2 Events and class label mapping

In Table 10, we report the events associated with the respective datasets such as ISCRAM2013, SWDM2013 CrisisLex and CrisisNLP. The time-period is from 2011 to 2015, which is a good representative of temporal aspects. In Table 11, we report class label mapping for ISCRAM2013, SWDM2013 CrisisLex and CrisisNLP datasets. The first column in the table shows the mapped class for both informative and humanitarian tasks. Note that all humanitarian class labels also mapped to informative and not humanitarian labels mapped to not-informative in the data preparation step. In Table 12, we report the class label mapping for informativeness and humanitarian tasks for DRD dataset. The DSM dataset only contains tweets labeled as relevant vs not-relevant which we mapped for informativeness task as shown in Table 13. The CrisisMMD dataset has been annotated for informativeness and humanitarian task, therefore, very minor label mapping was needed as shown in Table in 14. The AIDR data has been labeled by domain experts using AIDR system and has been labeled during different events. The label names we mapped for informativeness and humanitarian tasks are shown in Table 15.

¹²<https://data.world/crowdfunder/disasters-on-social-media>

Dataset	Year	Event name
ISCRAM2013		
ISCRAM2013	2011	Joplin
SWDM2013		
SWDM2013	2012	Sandy
CrisisLex		
CrisisLexT6	2012	US_Sandy Hurricane
CrisisLexT6	2013	Alberta Floods
CrisisLexT6	2013	Boston Bombings
CrisisLexT6	2013	Oklahoma Tornado
CrisisLexT6	2013	Queensland Floods
CrisisLexT6	2013	West Texas Explosion
CrisisLexT26	2012	Costa-Rica Earthquake
CrisisLexT26	2012	Italy Earthquakes
CrisisLexT26	2012	Philippines Floods
CrisisLexT26	2012	Philippines Typhoon Pablo
CrisisLexT26	2012	Venezuela Refinery Explosion
CrisisLexT26	2013	Alberta Floods
CrisisLexT26	2013	Australia Bushfire
CrisisLexT26	2013	Bangladesh Savar building collapse
CrisisLexT26	2013	Bohol Earthquake
CrisisLexT26	2013	Boston Bombings
CrisisLexT26	2013	Brazil Nightclub Fire
CrisisLexT26	2013	Canada Lac Megantic Train Crash
CrisisLexT26	2013	Colorado Floods
CrisisLexT26	2013	Glasgow Helicopter Crash
CrisisLexT26	2013	Italy Sardinia Floods
CrisisLexT26	2013	LA Airport Shootings
CrisisLexT26	2013	Manila Floods
CrisisLexT26	2013	NY Train Crash
CrisisLexT26	2013	Phillipines Typhoon Yolanda
CrisisLexT26	2013	Queensland Floods
CrisisLexT26	2013	Singapore haze
CrisisLexT26	2013	West-Texas explosion
CrisisLexT26	2012	Guatemala Earthquake
CrisisLexT26	2012	Colorado Wildfires
CrisisNLP		
CrisisNLP-CF	2013	Pakistan Earthquake
CrisisNLP-CF	2014	California Earthquake
CrisisNLP-CF	2014	Chile Earthquake
CrisisNLP-CF	2014	India Floods
CrisisNLP-CF	2014	Mexico Hurricane Odile
CrisisNLP-CF	2014	Middle-East Respiratory Syndrome
CrisisNLP-CF	2014	Pakistan Floods
CrisisNLP-CF	2014	Philippines Typhoon Hagupit
CrisisNLP-CF	2014	Worldwide Ebola
CrisisNLP-CF	2015	Nepal Earthquake
CrisisNLP-CF	2015	Vanuatu Cyclone Pam
CrisisNLP-volunteers	2014-2015	Worldwide Landslides
CrisisNLP-volunteers	2014	California Earthquake
CrisisNLP-volunteers	2014	Chile Earthquake
CrisisNLP-volunteers	2014	Iceland Volcano
CrisisNLP-volunteers	2014	Malaysia Airline MH370
CrisisNLP-volunteers	2014	Mexico Hurricane Odile
CrisisNLP-volunteers	2014	Middle-East Respiratory Syndrome
CrisisNLP-volunteers	2014	Philippines Typhoon Hagupit
CrisisNLP-volunteers	2015	Nepal Earthquake
CrisisNLP-volunteers	2015	Vanuatu Cyclone Pam

Table 10: Events in CrisisLex, CrisisNLP, ISCRAM2013 and SWDM2013 datasets.

Mapped class	Original class	Source	Annotation Description
Affected individual X	Affected individuals	CrisisLexT26	Deaths, injuries, missing, found, or displaced people, and/or personal updates.
Caution and advice	Animal management	CrisisNLP-volunteers	Pets and animals, living, missing, displaced, or injured/dead
Disease related	Caution and advice	CrisisLexT26	If a message conveys/reports information about some warning or a piece of advice about a possible hazard of an incident.
Disease related	Disease signs or symptoms	CrisisNLP-CF	Reports of symptoms such as fever, cough, diarrhea, and shortness of breath or questions related to these symptoms.
Disease related	Disease transmission	CrisisNLP-CF	Reports of disease transmission or questions related to disease transmission
Disease related	Disease Treatment	CrisisNLP-CF	Questions or suggestions regarding the treatments of the disease.
Disease related	Disease Prevention	CrisisNLP-CF	Questions or suggestions related to the prevention of disease or mention of a new prevention strategy.
Displaced and evacuations	Disease Affected people	CrisisNLP-CF	Reports of affected people due to the disease
Displaced and evacuations	Displaced people	CrisisNLP-volunteers	People who have relocated due to the crisis, even for a short time (includes evacuations)
Donation and volunteering	Displaced people and evacuations	CrisisNLP-CF	People who have relocated due to the crisis, even for a short time (includes evacuations)
Donation and volunteering	Donation needs or offers or volunteering services	CrisisNLP-CF	Reports of urgent needs or donations of shelter and/or supplies such as food, water, clothing, money, medical supplies or blood; and volunteering services
Donation and volunteering	Donations and volunteering	CrisisLexT26	Needs, requests, or offers of money, blood, shelter, supplies, and/or services by volunteers or professionals.
Donation and volunteering	Donations of money	CrisisNLP-volunteers	Donations of money
Donation and volunteering	Donations of money goods or services	SWDM2013/ISCRAM2013	If a message speaks about money raised, donation offers, goods/services offered or asked by the victims of an incident.
Donation and volunteering	Donations of supplies and or volunteer work	CrisisNLP-volunteers	Donations of supplies and/or volunteer work
Donation and volunteering	Money	CrisisNLP-volunteers	Money requested, donated or spent
Donation and volunteering	Shelter and supplies	CrisisNLP-volunteers	Needs or donations of shelter and/or supplies such as food, water, clothing, medical supplies or blood
Donation and volunteering	Volunteer or professional services	CrisisNLP-volunteers	Services needed or offered by volunteers or professionals
Informative	Informative	CrisisNLP-CF	2014 Iceland Volcano en, 2014 Malaysia Airline MH370 en
Informative	Informative direct	SWDM2013/ISCRAM2013	If the message is of interest to other people beyond the author's immediate circle, and seems to be written by a person who is a direct eyewitness of what is taking place.
Informative	Informative direct or indirect	SWDM2013/ISCRAM2013	If the message is of interest to other people beyond the author's immediate circle, but there is not enough information to tell if it is a direct report or a repetition of something from another source.
Informative	Informative indirect	SWDM2013/ISCRAM2013	If the message is of interest to other people beyond the author's immediate circle, and seems to be seen/heard by the person on the radio, TV, newspaper, or other source. The message must specify the source.
Informative	related and informative	CrisisLexT26	Related to the crisis and informative: if it contains useful information that helps understand the crisis situation.
Infrastructure and utilities damage	Infrastructure damage	CrisisNLP-volunteers	Houses, buildings, roads damaged or utilities such as water, electricity, interrupted
Infrastructure and utilities damage	Infrastructure and utilities	CrisisNLP-volunteers	Buildings or roads damaged or operational; utilities/services interrupted or restored
Infrastructure and utilities damage	Infrastructure	CrisisNLP-volunteers	Infrastructure
Infrastructure and utilities damage	Infrastructure and utilities damage	CrisisNLP-CF	Reports of damaged buildings, roads, bridges, or utilities/services interrupted or restored.
Injured or dead people	Injured or dead people	CrisisNLP-CF	Reports of casualties and/or injured people due to the crisis.
Injured or dead people	Injured and dead	CrisisNLP-volunteers	Injured and dead
Injured or dead people	Deaths reports	CrisisNLP-CF	Injured and dead
Injured or dead people	Casualties and damage	SWDM2013/ISCRAM2013	If a message reports the information about casualties or damage done by an incident.
Missing and found people	Missing trapped or found people	CrisisNLP-volunteers	Missing, trapped, or found people—Questions and/or reports about missing or found people.
Missing and found people	People Missing or found	CrisisNLP-volunteers	People missing or found.
Missing and found people	People Missing found or seen	CrisisNLP-volunteers	If a message reports about the missing or found person effected by an incident or seen a celebrity visit on ground zero.
Not humanitarian	Not applicable	CrisisLexT26	Not applicable
Not humanitarian	Not related to crisis	CrisisNLP-volunteers	Not related to this crisis
Not humanitarian	Not informative	CrisisNLP-volunteers, CrisisLexT26	1. Refers to the crisis, but does not contain useful information that helps you understand the situation; 2. Not related to the Typhoon, or not relevant for emergency/humanitarian response; 3. Related to the crisis, but not informative: if it refers to the crisis, but does not contain useful information that helps understand the situation.
X	Not labeled	CrisisLexT26	Not labeled
Not humanitarian	Not related or irrelevant	CrisisNLP-CF, CrisisNLP-volunteers	1. Not related or irrelevant; 2. Unrelated to the situation or irrelevant
Not humanitarian	Not related to the crisis	CrisisNLP-volunteers	Not related to crisis
Not humanitarian	Not relevant	CrisisLexT26	Not relevant
Not humanitarian	Off-topic	CrisisLexT6;	Off-topic
Not humanitarian	Other	CrisisNLP-volunteers	if the message is not in English, or if it cannot be classified.
Not humanitarian	Not related	CrisisLexT26	Not related
Not humanitarian	Not physical landslide	CrisisNLP-volunteers	The item does not refer to a physical landslide
Not humanitarian	Terrorism not related	CrisisNLP-volunteers	If the tweet is not about terrorism related to the flight MH370
Other relevant information	Other relevant information	CrisisNLP-volunteers	1. Other useful information that helps understand the situation; 2. Informative for emergency/humanitarian response, but in none of the above categories, including weather/evacuations/etc.
Other relevant information	Other relevant	CrisisNLP-volunteers	1. Other useful information that helps understand the situation; 2. Informative for emergency/humanitarian response, but in none of the above categories, including weather/evacuations/etc.
Other relevant information	Other useful information	CrisisLexT26	1. Other useful information not covered by any of the following categories: affected individuals, infrastructure and utilities, donations and volunteering, caution and advice, sympathy and emotional support.
Other relevant information	Related but not informative	CrisisLexT26	Related to the crisis, but not informative: if it refers to the crisis, but does not contain useful information that helps understand the situation.
Other relevant information	Relevant	CrisisLexT26; CrisisNLP	Relevant
Personal update	Personal	CrisisNLP-volunteers	If the tweet conveys some sort of personal opinion, which is not of interest of a general audience.
Personal update	Personal only	CrisisNLP-volunteers	1. Personal and only useful to a small circle of family/friends of the author; 2. If a message is only of interest to its author and her immediate circle of family/friends and does not convey any useful information to other people who do not know the author.
Personal update	Personal updates	CrisisNLP-volunteers	1. Status updates about individuals or loved ones.
Physical landslide	Physical landslide	CrisisNLP-volunteers	The item is related to a physical landslide
Requests or needs	Needs of those affected	CrisisNLP-volunteers	Needs of those affected
Requests or needs	Requests for help needs	CrisisNLP-volunteers	Something (e.g. food, water, shelter) or someone (e.g. volunteers, doctors) is needed.
Requests or needs	Urgent needs	CrisisNLP-volunteers	Something (e.g. food, water, shelter) or someone (e.g. volunteers, doctors) is needed.
Response efforts	Humanitarian aid provided	CrisisNLP-volunteers	Affected populations receiving food, water, shelter, medication, etc. from humanitarian/emergency response organizations.
Response efforts	Response efforts	CrisisNLP-volunteers	All info about responders. Affected populations receiving food, water, shelter, medication, etc. from humanitarian/emergency response organizations.
Sympathy and support	Sympathy and emotional support	CrisisNLP-volunteers	Sympathy and emotional support
Sympathy and support	Sympathy and support	CrisisLexT26	1. Thoughts, prayers, gratitude, sadness, etc.
Sympathy and support	Personal updates sympathy support	CrisisNLP-volunteers	Personal updates, sympathy, support.
Sympathy and support	Praying	CrisisNLP-volunteers	If author of the tweet prays for flight MH370 passengers.
Terrorism related information	Terrorism related	CrisisNLP-volunteers	If the tweet reports possible terrorism act involved.

Table 11: Class label mapping and grouping for CrisisLex, CrisisNLP, ISCRAM2013, and SWDM2013 datasets.

Original class	Class label mapping	
	Informative	Humanitarian
Related	Informative	✗
Aid related	Informative	Requests or needs
Request	Informative	Requests or needs
Offer	Informative	Donation and volunteering
Medical help	Informative	Requests or needs
Medical products	Informative	requests or needs
Search and rescue	Informative	displaced and evacuations
Security	✗	✗
Military	✗	✗
Water	Informative	Requests or needs
Food	Informative	Requests or needs
Shelter	Informative	Requests or needs
Clothing	Informative	Requests or needs
Money	Informative	Requests or needs
Missing people	Informative	Missing and found people
Refugees	Informative	Requests or needs
Death	Informative	Injured or dead people
Other aid	Informative	Requests or needs
Infrastructure related	Informative	Infrastructure and Utilities damage
Transport	Informative	Infrastructure and utilities damage
Buildings	Informative	Infrastructure and utilities damage
Electricity	Informative	Infrastructure and utilities damage
Hospitals	Informative	Infrastructure and utilities damage
Shops	Informative	Infrastructure and utilities damage
Aid centers	Informative	Infrastructure and utilities damage
Other infrastructure	Informative	Infrastructure and Utilities damage

Table 12: Class label mapping for Disaster Response Data (DRD).

Original class	Mapped class
Relevant	Informative
Not Relevant	Not informative

Table 13: Class label mapping for Disasters on Social Media (DSM) dataset.

Original class	Class label mapping	
	Informative	Humanitarian
Affected individuals	Informative	Affected individual
Infrastructure and utility damage	Informative	Infrastructure and utilities damage
Injured or dead people	Informative	Injured or dead people
Missing or found people	Informative	Missing and found people
Not relevant or cant judge	Not informative	Not humanitarian
Other relevant information	Informative	Other relevant information
Rescue volunteering or donation effort	Informative	Donation and volunteering
Vehicle damage	Informative	Infrastructure and utilities damage

Table 14: Class label mapping for CrisisMMD.

Original class	Class label mapping	
	Informative	Humanitarian
Blocked roads	Informative	Infrastructure and utilities damage
Blood or other medical supplies needed	Informative	Requests or needs
Building damaged	Informative	Infrastructure and utilities damage
Camp shelter	Informative	Requests or needs
Casualties and damage	Informative	Infrastructure and utilities damage
Caution and advice	Informative	Caution and advice
Clothing needed	Informative	Requests or needs
Damage	Informative	Infrastructure and utilities damage
Displaced people	Informative	Displaced and evacuations
Donations	Informative	Donation and volunteering
Food and or water needed	Informative	Requests or needs
Food water	Informative	Requests or needs
Humanitarian aid provided	Informative	Response efforts
Informative	Informative	Informative
Infrastructure and utilities	Informative	Infrastructure and utilities damage
Infrastructure damage	Informative	Infrastructure and utilities damage
Injured dead	Informative	Injured or dead people
Injured or dead people	Informative	Injured or dead people
Loss of electricity	Informative	Infrastructure and utilities damage
Loss of internet	Informative	Infrastructure and utilities damage
Missing trapped or found people	Informative	Missing and found people
Money	Informative	Requests or needs
Money needed	Informative	Requests or needs
Needs and requests for help	Informative	Requests or needs
Non emergency but relevant	Informative	✗
None of the above	Not informative	Not humanitarian
Not informative	Not informative	Not humanitarian
Not related or irrelevant	Not informative	Not humanitarian
Not relevant	Not informative	Not humanitarian
Not relevant	Not informative	Not humanitarian
Other relevant	Informative	Other relevant information
Other relevant information	Informative	Other relevant information
Other useful for response	Informative	Other relevant information
Relief and response efforts	Informative	Requests or needs
Requests for help needs	Informative	Requests or needs
Response efforts	Informative	Requests or needs
Shelter	Informative	Requests or needs
Shelter and supplies	Informative	Requests or needs
Shelter needed	Informative	Requests or needs
Shelter or supplies needed	Informative	Requests or needs
Sympathy and emotional support	Informative	Sympathy and support
Urgent needs	Informative	Requests or needs

Table 15: Class label mapping for AIDR system.