

Multi-Resolution A*

Wei Du, Fahad Islam, and Maxim Likhachev

The Robotics Institute
Carnegie Mellon University
{wdu2, fi, maxim}@cs.cmu.edu

Abstract

Heuristic search-based planning techniques are commonly used for motion planning on discretized spaces. The performance of these algorithms is heavily affected by the resolution at which the search space is discretized. Typically a fixed resolution is chosen for a given domain. While a finer resolution allows for better maneuverability, it significantly increases the size of the state space, and hence demands more search efforts. On the contrary, a coarser resolution gives a fast exploratory behavior but compromises on maneuverability and the completeness of the search. To effectively leverage the advantages of both high and low resolution discretizations, we propose Multi-Resolution A* (MRA*) algorithm, that runs multiple weighted-A*(WA*) searches having different resolution levels simultaneously and combines the strengths of all of them. In addition to these searches, MRA* uses one *anchor* search to control expansions from these searches. We show that MRA* is bounded suboptimal with respect to the anchor resolution search space and resolution complete. We performed experiments on several motion planning domains including 2D, 3D grid planning and 7 DOF manipulation planning and compared our approach with several search-based and sampling-based baselines.

1 Introduction

Search-based planners are known to be sensitive to the size of state spaces. The three main factors that determine the size of a state space are the state dimension, the resolution at which each dimension is discretized and the size of the environment or the map (Elbanhawi and Simic 2014). The size of state spaces grow exponentially with increased dimension and polynomially with increased resolution. Search-based planning methods discretize the configuration space into cells. A cell is the smallest unit of this discrete space and represents a small volume of configuration space state that lies within it. The resolution of the discretization determines the size of a cell. A representative state within a cell, commonly its geometric center is picked to denote a vertex for that cell.

Consider a large sized map most of which is free space, yet it has a number of narrow passages, which the planner has to find paths through for a point robot. Fig. 1 shows two

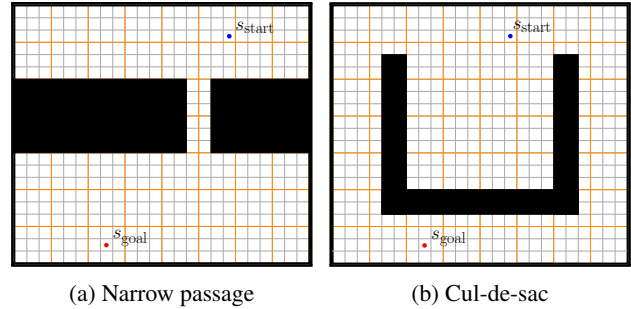


Figure 1: Discretization of maps with high (grey) and low (orange) resolutions. To the left, solution via transitions only through coarse cells does not exist. To the right, on the other hand, it is computationally expensive for the search to escape local minimum on a high resolution map.

snippets from this map discretized at two resolution levels. For the example snippet shown in Fig. 1(a), to find a path from s_{start} to s_{goal} , a search with the coarse resolution space will fail since the passage is too narrow for any of the coarse cells to be traversable. Not only does a low resolution space weaken the completeness guarantee, but it also sacrifices solution quality.

Consider another example map shown in Fig. 1(b). For this problem instance, it is evident that the high resolution search would require a lot more expansions before it escapes the local minimum than the lower resolution search. Clearly, some portions of a map are best to be searched with coarse resolution while other portions may require a different, finer, resolution to find a solution. To this end, we propose the Multi-Resolution A* (that we shorten as MRA*) algorithm to combine the advantages of different resolution discretizations by employing multiple weighted-A* (WA*) (Pohl 1973) searches that run on the different resolution state spaces simultaneously.

MRA* uses multiple priority queues that correspond to searches at each resolution level. However, states from different discretizations that coincide are considered as the same state and thus, when generated by any search, they are shared between corresponding queues. Our approach bears some resemblance to Multi-Heuristic A* (MHA*) algorithm (Aine et al. 2016); MHA* uses multiple possibly inad-

missible heuristics in addition to a single consistent anchor heuristic which is used to provide suboptimality bounds. Instead of taking advantage of multiple heuristics in different searches, we leverage multiple state spaces at different resolutions. To provide suboptimality guarantees we use an anchor search which runs on a particular resolution space. We prove that MRA* is bounded suboptimal with respect to the optimal path cost in the anchor resolution space and resolution complete (LaValle 2006).

We conduct experiments on planning in 2D and 3D and on manipulation planning for a 7-DOF robotic arm, and compare MRA* with other search-based algorithms and sampling-based algorithms. The results suggest that MRA* outperforms other algorithms for various performance metrics.

2 Related Work

Motion planning in high dimensional and large-scale domains is challenging both for search-based and sampling-based approaches (Petrovic 2018).

Sampling-based methods are popular candidates for high-dimensional motion planning problems. They have an advantage that they do not rely on discretizations, rather they use random sampling to discretize the state space. Randomized methods such as RRT (LaValle 2006) and RRT-Connect (Jr. and LaValle 2000) quickly explore high-dimensional space due to their random sampling feature. Although fast, these algorithms are non-deterministic and provide no guarantees on the quality of solutions that they found. Optimal variants such as RRT* (Karaman and Frazzoli 2011) provide asymptotic optimality guarantees, namely, they reach optimal solution as the number of samples grows to infinity. Following RRT*, a family of algorithms including FMT* (Janson et al. 2015), RRT*-Smart (Islam et al. 2012) and Informed-RRT* (Gammell, Srinivasa, and Barfoot 2014) were developed to improve the convergence rate of RRT*. These algorithms improve the quality of the solutions over time but do not provide bounds on the intermediate solution quality. Moreover they often give inconsistent solutions - generate very different solutions for similar start and goal pairs - due to their inherent randomised behavior.

It is well-known that search-based planners suffer from the *curse of dimensionality* (Bellman 1957). They rely on a specific space discretization, the choice of which largely affects the computational complexity and properties of the algorithm. Several methods have been proposed to alleviate this problem on discrete grids. Moore et al. came up with the Parti-game algorithm (Moore and Atkeson 1995), which adaptively discretizes the map with high resolution at the border between obstacles and free space and low resolution on large free space. Similarly, this notion is implemented via quad-tree search algorithms (Garcia, Kapadia, and Badler 2014; Yahja et al. 1998). These algorithms are memory efficient in sparse environments, however, in cluttered environments, these approaches show little to no advantages over uniformly discretized map because of the overhead in book-keeping of the graph edges. In our experiments, we show

comparison with one of these adaptive discretization methods.

In addition to grid search, search over implicit graphs formulated as state lattices (Pivtoraiko and Kelly 2005) is ubiquitous in both navigation and planning for manipulation (Cohen, Chitta, and Likhachev 2010). These methods rely on motion primitives which are short kinematically feasible motions that the robot can execute. In (Likhachev and Ferguson 2009), graph search for autonomous vehicles was run on a multi-resolution lattice state space. More specifically, they used high resolution space close to the robot or goal region and a low resolution action space elsewhere. Similarly, the Hierarchical Path-Finding A* (HPA*) algorithm (?) pre-processes maps into different levels of abstractions. Then the complete solution is constructed by concatenating segments of trajectories within a local cluster which belongs to higher level abstraction path. This approach relies on the condition that there is a smooth transition between high and low resolution abstractions. Besides, these hierarchical structures require large memory footprint for maintaining the different abstractions and have significant computational overhead for pre-processing. Compared to HPA*, MRA* runs search over an implicitly constructed graph (generated on the fly during search) and therefore, it requires less memory and no pre-computation overhead.

Another class of methods plan in non-uniform state dimension and action to reduce the size of search state spaces (Cohen et al. 2011; Cohen, Chitta, and Likhachev 2014). Cohen et al. observed that not all the joints of a manipulator need to be active throughout the search, for example the joints at the end-effector might only be required to move near the goal region. By restricting the search dimension in this manner, they gain considerable speedups. Though efficient, this approach could potentially sabotage the completeness of the search. To overcome this limitation, planning with adaptive dimensionality (Kalin Gochev and Likhachev 2013; Vemula, Mülling, and Oh 2016) allows searching in lower dimension most of the time and only requires searching in the high dimension when necessary. On related lines, (Brock and Kavraki 2001) decomposes the original problem into several high-dimensional and low-dimensional sub-problems in a divide-and-conquer fashion. Their method provides guarantees on completeness but not optimality. Our approach is different from these methods in that our decomposition is based on multiple resolutions instead of multiple dimensions in a way that provides completeness and bounded suboptimality guarantees.

3 Multi-Resolution A*

In a nutshell, MRA* employs multiple WA* searches in different resolution spaces (high and low) simultaneously and shares the states that coincide on the respective discretizations. To gain more benefit out of the algorithm, the resolutions should be selected such that more sharing is facilitated. If no sharing is allowed at all, the algorithm would degenerate into several independent searches and the solution will be returned by any search that would satisfy the termination criterion first. In addition to these searches, MRA* uses an anchor search which is an optimal A* search, to anchor

Algorithm 1 Multi-Resolution A*

```

1: procedure MAIN
2:    $g(s_{\text{start}}) = 0; g(s_{\text{goal}}) = \infty$ 
3:    $bp(s_{\text{start}}) = bp(s_{\text{goal}}) = \text{null}$ 
4:   for  $i = 0, \dots, n$  do
5:      $\text{OPEN}_i \leftarrow \emptyset$ 
6:      $\text{CLOSED}_i \leftarrow \emptyset$ 
7:     if  $i \in \text{GETSPACEINDICES}(s_{\text{start}})$  then
8:       Insert  $s_{\text{start}}$  in  $\text{OPEN}_i$  with  $\text{KEY}(s, i)$ 
9:   while  $\text{OPEN}_i \neq \emptyset$  for each  $i \in \{0, \dots, n\}$  do
10:     $i \leftarrow \text{CHOOSEQUEUE}()$ 
11:    if  $\text{OPEN}_i.\text{MINKEY}() \leq \omega_2 * \text{OPEN}_0.\text{MINKEY}()$  then
12:      if  $g(s_{\text{goal}}) \leq \text{OPEN}_i.\text{MINKEY}()$  then
13:        Return path pointed by  $bp(g(s_{\text{goal}}))$ 
14:      else
15:         $s = \text{OPEN}_i.\text{Pop}()$ 
16:         $\text{EXPANDSTATE}(s, i)$ 
17:        Insert  $s$  into  $\text{CLOSED}_i$ 
18:      else
19:        if  $g(s_{\text{goal}}) \leq \omega_2 * \text{OPEN}_0.\text{MINKEY}()$  then
20:          Return path pointed by  $bp(g(s_{\text{goal}}))$ 
21:        else
22:           $s = \text{OPEN}_0.\text{Pop}()$ 
23:           $\text{EXPANDSTATE}(s, 0)$ 
24:          Insert  $s$  into  $\text{CLOSED}_0$ 

```

the state expansions from these searches in order to provide bounds on the solution quality. In the remainder of this section we formally describe our algorithm. We will also discuss the theoretical properties of this algorithm.

3.1 Problem Definition and Notations

In the following S denotes a discretized domain. Given a start state s_{start} and a goal state s_{goal} , the planning problem is defined as finding a collision free path from s_{start} to s_{goal} in S . The cost from s_{start} to a state s is denoted as $g(s)$, optimal cost to come is denoted by $g^*(s)$ and $bp(s)$ is a back-pointer which points to the best predecessor of s (if one exists). The function $c(s, s')$ denotes non-negative edge cost between any pair of states in S . Throughout the algorithm the anchor search and its associated data structures are indexed by 0 whereas other searches are denoted with indices 1 through n .

We have multiple action sets $\{A_0, A_1, \dots, A_n\}$ corresponding to different resolution spaces, where A_i is a set of actions for resolution i . $\text{SUCCS}(s, i)$ returns all successors of s for resolution i generated using the action space A_i . $\text{GETSPACEINDICES}(s)$ returns a list of indices of all the spaces which the state s coincides with. Furthermore, we assume that we have access to a consistent heuristic function $h(s)$. Each WA* search uses a priority queue OPEN_i with the priority function $\text{KEY}(s, i)$ and a list of expanded states CLOSED_i . In the priority function $\text{KEY}(s, i)$ (Alg.2 Line 1), all WA* searches share the same weight ω_1 . Additionally, each queue has a function $\text{OPEN}_i.\text{MINKEY}()$ which returns the minimum KEY value for the i th queue. It returns ∞ if the queue is empty.

Algorithm 2 ExpandState

```

1: procedure  $\text{KEY}(s, i)$ 
2:   if  $i = 0$  then
3:     return  $g(s) + h(s)$ 
4:   else
5:     return  $g(s) + \omega_1 h(s)$ 
6: procedure  $\text{EXPANDSTATE}(s, i)$ 
7:   for all  $s' \in \text{SUCCS}(s, i)$  do
8:     if  $s'$  was never generated then
9:        $g(s') = \infty; bp(s') = \text{null};$ 
10:    if  $g(s') > g(s) + c(s, s')$  then
11:       $g(s') = g(s) + c(s, s'); bp(s') = s$ 
12:    for each  $i \in \text{GETSPACEINDICES}(s')$  do
13:      if  $s' \notin \text{CLOSED}_i$  then
14:        Insert/Update  $s'$  in  $\text{OPEN}_i$  with  $\text{KEY}(s', i)$ 

```

3.2 Algorithm

The main algorithm is presented in Alg. 1. The lines 2- 8 initialize the g values and back pointers of s_{start} and s_{goal} , and OPEN and CLOSED for each queue and insert s_{start} into all queues with which s_{start} coincides with the corresponding priority values.

The algorithm runs until all the priority queues get empty (line 9) or any of the two termination criteria (lines 12 or 19) are met. At line 10, in function $\text{CHOOSEQUEUE}()$, we employ a scheduling policy to make decision on from which non-empty queue to expand a state in current iteration. This scheduling policy could be a round-robin strategy, Dynamic Thompson Sampling (DTS) policy or other scheduling policies, as is suggested in (Phillips et al. 2015)¹. The condition in line 11 controls the inadmissible expansions from other queues. Inadmissible searches are suspended and anchor search is employed whenever this condition fails. As a consequence, the solution returned from any search will be within the suboptimality bound ω_2 of the optimal solution in the anchor space. The expansions from the anchor queue monotonically increase $\text{OPEN}_0.\text{MINKEY}()$ as the anchor is a pure A* search, allowing more states to be expanded from the other queues. The minimum priority state is popped from OPEN_i and then added to the corresponding CLOSED_i .

Details of a state expansion are presented in Alg. 2. The $\text{EXPANDSTATE}(s, i)$ function “partially” expands state s in the search i by using actions A_i . If the successors of s are duplicates of states in other spaces, they are inserted or updated in the corresponding searches as well. This is how the paths or the g values of the states are shared between the different searches. In this procedure, the condition at Line 10 indicates that a state will only be updated in a queue if its g value is improved. A state s' is only inserted in a queue if it was not expanded before from the same queue and if it coincides with the discretization of that queue (see lines 12- 14).

¹In DTS policy, the selection of a queue is viewed as a *multi-arm bandit* problem (Gupta, Granmo, and Agrawala 2011), where the reward from a “bandit” is equal to the search progress made by the decision, reflected in the decrease of chosen queue’s top state’s heuristic value.

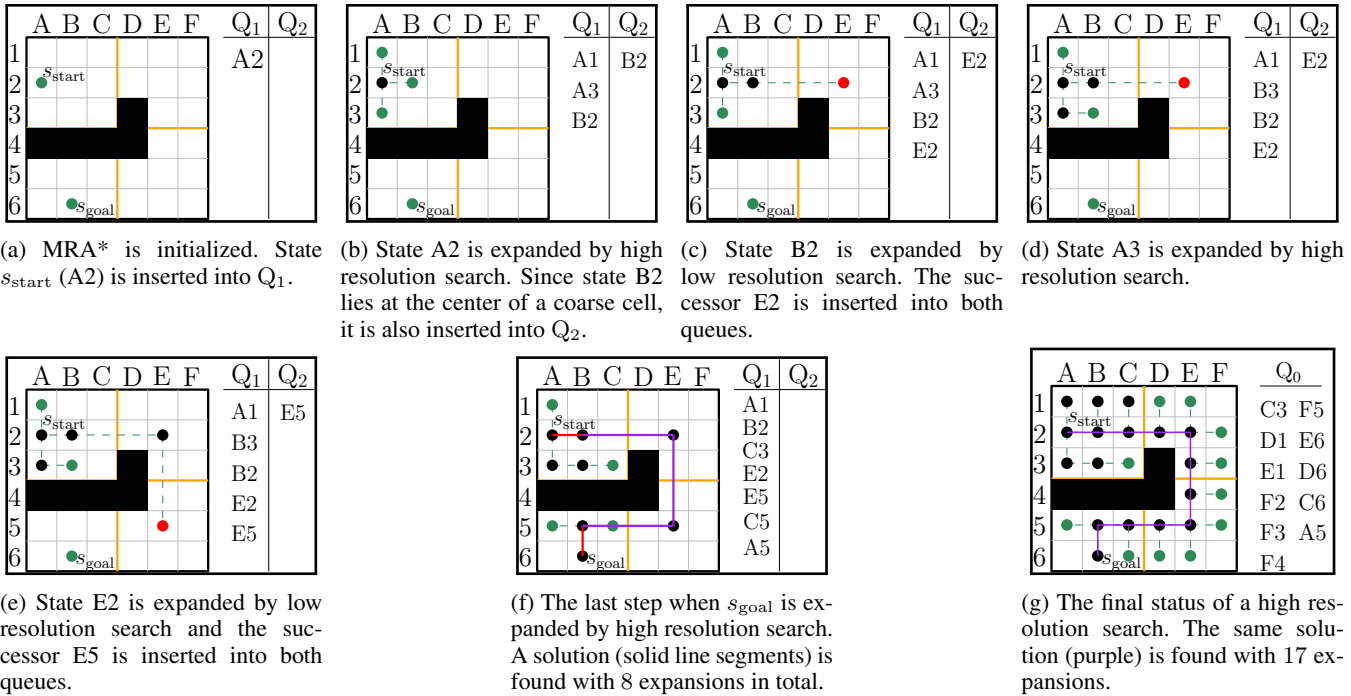


Figure 2: Illustration of MRA* algorithm—Thick (orange) lines and thin (grey) lines show the low and high resolution grids respectively. The heuristics used is Manhattan distance. MRA* initializes in Fig. 2(a). Figs. 2(b) to 2(e) show the first four expansions of MRA* and Fig. 2(f) shows the last expansion when the search terminates. OPEN lists for the high and low resolution searches are denoted as Q_1 and Q_2 respectively. Expanded states are shown in black, states in OPEN lists are shown in green and the states that coincide between the two spaces are shown in red. The path returned by MRA* is composed of edges from both high (red) and low (purple) resolution spaces. Fig. 2(g) illustrates the behaviour of WA* search only in the high resolution grid.

Fig. 2 provides a simple 2D illustration of the MRA* algorithm. We use two resolutions (high and low) in this example and MRA* alternatively expands states from the two queues. The cell size (the length of a side) of the low resolution space is 3 times the size of the high resolution space. For the sake of simplicity, we assume that the suboptimality bound ω_2 is very high such that anchor queue is never expanded i.e the condition in line 11 is never violated. We also assume that the weights ω_1 are high enough that the WA* searches are purely greedy. Fig. 2(g) shows the result if we would only run a single high-resolution search for the same example for comparison. It is evident that benefiting from the sharing feature between multiple resolution spaces, MRA* found the solution with much less expansions than the high resolution WA* search.

3.3 Analysis

Theorem 1. *MRA* partially expands a state at most once with respect to each inadmissible search and anchor search. This holds true by construction (see lines 12- 14)*

Theorem 2. *MRA* is complete in the union space of all $n + 1$ resolution spaces.*

The union space is defined as the space constructed as a result of sharing coincident states between the different resolution spaces. This theorem also holds by construction as

the algorithm terminates only if it finds a solution or all the resolution spaces get exhausted (Alg. 1, line 9)

Theorem 3. *In MRA*, solution returned by any search i with total cost $g_i(s_{\text{goal}})$ is bounded as:*

$$g_i(s_{\text{goal}}) \leq \omega_2 * g_0^*(s_{\text{goal}})$$

where $g_0^*(s_{\text{goal}})$ is the optimal solution with respect to anchor resolution.

Proof. If the anchor search terminates at Alg. 1, line 20 then because the anchor search is an optimal A* search, from (Pearl 1984), we have

$$g_0(s_{\text{goal}}) \leq \omega_2 * g_0^*(s_{\text{goal}}) \quad (1)$$

If any other search terminates (Alg. 1, line 13), then from lines 11 and 12, and because the anchor search is A* search we have,

$$\begin{aligned} g_i(s_{\text{goal}}) &\leq \omega_2 * \text{OPEN}_0.\text{MINKEY}() \\ &\leq \omega_2 * g_0^*(s_{\text{goal}}) \text{ From (Pearl 1984)} \end{aligned} \quad (2)$$

□

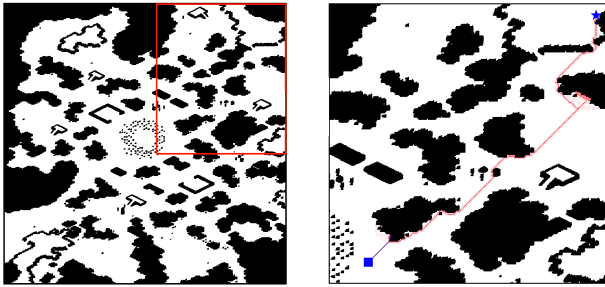


Figure 3: A 2D solution example. The planner is planning from start (square) to goal (star). The red dots are expanded states and the blue line is the solution returned by planner.

4 Experiments and Results

We evaluate our algorithm on 2D, 3D and 7D domains and report comparisons with different search-based and sampling-based planning approaches in terms of planning time, solution cost, number of expanded states (only for search-based algorithms) and success rates. All experiments were run on an Intel i7-3770 CPU (3.40 GHz) with 16GB RAM. In all experiments, we set a timeout of 120 seconds. For 2D and 3D spaces, we used 8-connected and 26-connected grids. For 7D experiments we used PR2 robot’s single-arm and constructed the graph using a manipulation lattice (Cohen et al. 2011). The heuristics used for 2D and 3D domains are octile distance and euclidean distance respectively. For manipulation problems, the heuristic was computed by running a backward 3D Dijkstra’s from the end-effector’s position at the 6-DoF goal pose. We used Euclidean distance as cost function for 2D and 3D, and Manhattan distance in joint angles for 7D. For all the domains, the anchor search of MRA* is set as the highest resolution space. As the queue selection policy, we used round-robin policy for 2D and 3D, and DTS for the 7D domain. For every domain, we plot statistics showing improvements of MRA* over baselines, where improvements are computed as the average metric values of baselines divided by that of MRA*’s (Fig. 5). For these plots we only report results for common success tests. In addition, we also show tabulated results for all the metrics (Table 1). The code of MRA* algorithm will be available here².

4.1 2D Space Planning Results

Domain: We used two different maps discretized into $10,000 \times 10,000$ cells as the highest resolution discretization. Additionally, we have middle and low resolutions whose cells are 7 and 21 times the size of highest resolution cells respectively. The benchmark maps are from *Moving AI Lab* (Sturtevant 2012) *Starcraft* category. For each map, we have 100 randomly generated start and goal pairs. We compare our algorithm with four baselines, three of which search over implicit graph. These are WA* with Multiple Resolutions (WA-MR), WA* with highest resolution (WA-High) and with lowest resolution (WA-Low).

²<http://www.sbpl.net/Software>

WA-MR’s action space uses the union of all the resolution spaces in a single queue. The fourth baseline searches over a pre-constructed explicit graph that is the quad-tree search method (Garcia, Kapadia, and Badler 2014) (QDTree). In quad-tree experiments, to book-keep neighbors of a grid, we followed the methods suggested in (Li and Loew 1987b; Li and Loew 1987a). For our algorithm, we set the ω_1 and ω_2 values both to 3.0. For other search-based algorithms, we set the weight to 3.0 as well, which would enforce the same suboptimality bounds for all the algorithms.

Results and Analysis: The results of 2D planning are presented in Fig. 5(a) and Table. 1a. A test map and a sample solution from MRA* is shown in Fig. 3. In the top-right region of the right figure, we can see that MRA* sparsely searched the local minimum region and exited swiftly. This is consistent with the behaviour that we described in Fig. 2.

Our algorithm outperforms WA-MR and WA-High in speed and number of expansions as shown in Fig. 5(a). The speedup comes from the fact that WA-MR performs a full expansion of a every state which is expensive whereas MRA* only uses partial expansions. WA-High searches only in the highest resolution which is also expensive, MRA* on the other hand leverages the low resolution space to quickly escape local minima and uses the high resolution space to plan through narrow passages. WA-Low is faster than MRA* since it only searches in the lowest resolution space, but it also makes it incomplete with respect to the high resolution space. This is verified by the lowest success rate in Table. 1a. QDTree is faster compared to MRA* because the quad-tree map discretization is done in such a way that large open spaces are not further discretized into smaller units, this helps to keep the size of state space small. However the graph construction step is computationally expensive and had an average pre-computation time of 36 seconds for the two maps. The quality of solutions as indicated by the average solution costs in Table. 1a for each algorithm is comparable except QDTree which relatively shows higher costs. This is because QDTree has very coarse discretization in free spaces.

4.2 3D Space Planning Results

Domain: For 3D also we used two maps, one of them is shown in Fig. 4. The other map contains outdoor scenes such as mountains and buildings etc. In the highest resolution, the maps are discretized to a grid of size $1000 \times 1000 \times 400$ cells. Similar to 2D spaces, we have middle and low resolutions that are 9 and 27 times the size of the highest resolution respectively. There are 50 trails in total where start and goal pairs for each trial are randomly assigned. For 3D experiments we only compared with the baselines which search on implicit graphs i.e. WA-MR, WA-High and WA-Low as the overhead of constructing the explicit abstraction for this domain is very high. In our algorithm, we set the ω_1 and ω_2 value both to 3.0. For other search based algorithms, we set the weights to 3.0 as well.

Results and Analysis: The results for scene Fig. 4 are presented in Fig. 5(b). With the same branching factor, WA*

Table 1: 2D and 3D planning results.

(a) 2D Planning Results (Map1 & Map2)

Algorithm	Map1					Map2				
	MRA*	WA-MR	WA-High	WA-Low	QDTree	MRA*	WA-MR	WA-High	WA-Low	QDTree
Success Rate (%)	100	100	100	95.5	100	100	98.99	98.99	94.95	100
Mean Time (s)	0.61	5.72	5.62	0.09	0.15	4.14	18.23	17.73	0.22	0.44
Mean Cost (m)	324.71	325.76	326.32	326.71	341.49	377.91	379.51	382.35	380.55	396.93

(b) 3D Planning Results (Map1 & Map2)

Algorithm	Map1				Map2			
	MRA*	WA-MR	WA-High	WA-Low	MRA*	WA-MR	WA-High	WA-Low
Success Rate (%)	100	100	100	100	100	100	100	100
Mean Time (s)	3.12	19.01	18.88	0.06	4.16	24.16	13.71	0.07
Mean Cost (m)	40.13	38.38	37.04	40.20	32.35	30.45	28.83	31.89

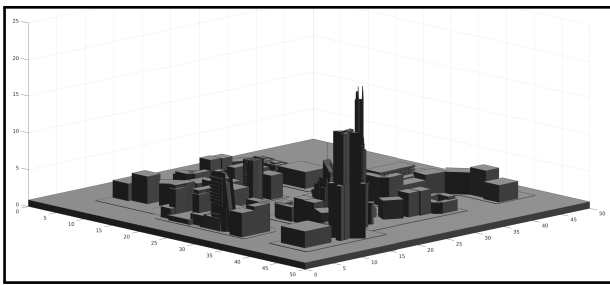


Figure 4: A mesh model of city used as a planning scene for 3D planning.

in coarse resolution space is significantly faster. As mentioned earlier, the low resolution implementation is incomplete and the suboptimality bounds are also weaker, which results in lower success rate and poor quality solutions. Regarding planning times, MRA* is the fastest as it leverages the different resolution spaces intelligently to quickly find solutions.

For WA-MR, as it performs full state expansions the branching factor becomes very large in 3D i.e. 78, which deteriorates its performance (see Table. 1b). In terms of solution cost, MRA* generates solutions slightly worse than WA-MR and WA-High, yet still bounded by the same suboptimality bound.

4.3 7D Space Planning Results

For 7D domain implementation we used an adaptation of SMPL³.

Domain: We used PR2 robot’s 7DoF arm for this domain. We ran the experiments on four different benchmark scenarios (Cohen, Chitta, and Likhachev 2014) as in Fig. 6. The start and goal pairs were randomly generated for 70 trails for each scene. We used RRT-Connect (RRT-C) and RRT* as the sampling-based planning baselines. In addition, we

tested with WA-MR and WA* with adaptive dimensionality search (Kalin Gochev and Likhachev 2013) (WA-AD) as search-based planning baselines. The implementations of sampling-based approaches are used from Open Motion Planning Library (OMPL) (Şucan, Moll, and Kavraki 2012). For RRT* we report the results for the first solution found. For search-based algorithms, we set the weights for WA* search to be 25. In our algorithm, we set the ω_1 and ω_2 value to 20 and 25 respectively.

Motion Primitives: A base set of 14 motion primitives are provided and categorized into classes with low, middle and high resolutions: M_{low} , M_{middle} , M_{high} . Each motion primitive changes the position of one joint in both directions by an amount corresponding to the resolution. In M_{low} , M_{middle} and M_{high} each action corresponds to a joint angle change of 27° , 9° and 3° respectively. In addition to the static motion primitives, adaptive actions are generated online via inverse kinematics computation (Cohen et al. 2011) to *snap* end-effector to the goal pose when the expanded state is within a small threshold distance to the goal position.

Results and Analysis: We show the experimental results for the *Industrial* scene (Fig. 6(c)) presented in Fig. 5(c). The statistics for the other scenes are very similar and are omitted. In terms of planning times, MRA* outperforms all the baselines except RRT-Connect. MRA* shows over an order of magnitude improvements over WA-AD and WA-MR in planning times and number of expansions, indicating that the performance gains are higher in higher dimension domains. With respect to solution cost, MRA* performs no worse than any other algorithm on common succeeded trials.

From the results documented in Table. 2, MRA* has consistently high success rates across all the scenes. Although MRA* is slower than RRT-Connect in terms of solution costs, MRA* (and other search-based baselines) consistently show better solution qualities than RRT-Connect and even RRT*. While WA-MR performs worst in terms of planning time and success rate, it consistently provides the best quality solutions, which could be explained by the fact that WA-MR searches in the graph which is the union of all res-

³<https://github.com/aurone/smpl>

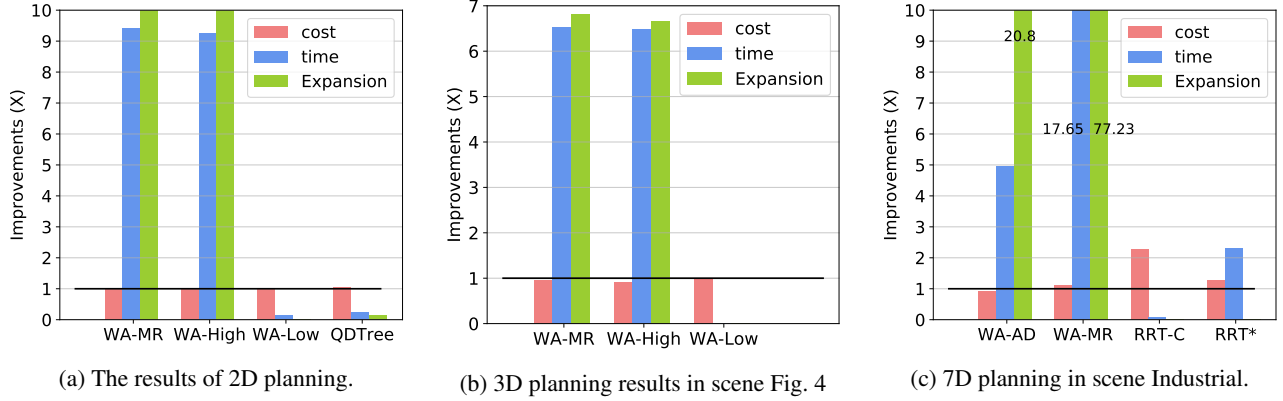


Figure 5: Improvements of MRA* over baseline algorithms

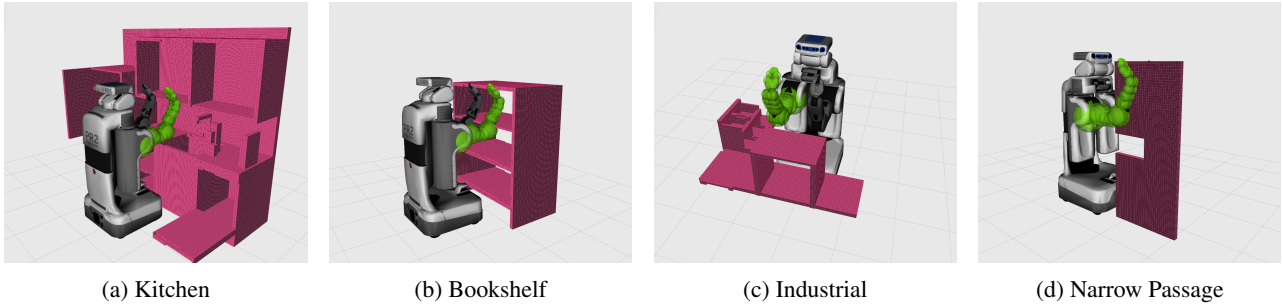


Figure 6: The planning scenes of single-arm manipulation problem.

olution spaces, and has stricter suboptimality bounds.

5 Discussion

In this section we discuss the choice of algorithm parameters and the selection of resolutions for MRA* searches. We analysed the effect of varying the parameters, ω_1 and ω_2 , on the performance of MRA*. We fixed $\omega_1 = 3.0$ and varied ω_2 and vice versa linearly to analyse the effects of each parameter independently. The results for the 2D domain are shown in Fig. 7. Increasing ω_2 speeds up the search as it allows more expansions from inadmissible (coarser resolution) searches. Increasing ω_1 , first speeds up the search because it makes the inadmissible searches more greedy. However, after $\omega_1 = 2$, the search slows down as MRA* starts expanding more states from the anchor search.

Besides the algorithm parameters, the choice of resolutions also significantly affects algorithm's performance. While the choice largely depends on the domain, resolutions should be selected such that the spaces are considerably overlapped so that more sharing is facilitated. Our resolution selection criterion ensures that the centers of a lower resolution cells always coincide with the centers of higher resolution cells. As a consequence, the states in the lower resolution spaces will always be shared with the higher resolution spaces. We do not claim that it is an optimal selection scheme and there definitely is more room for investigation.

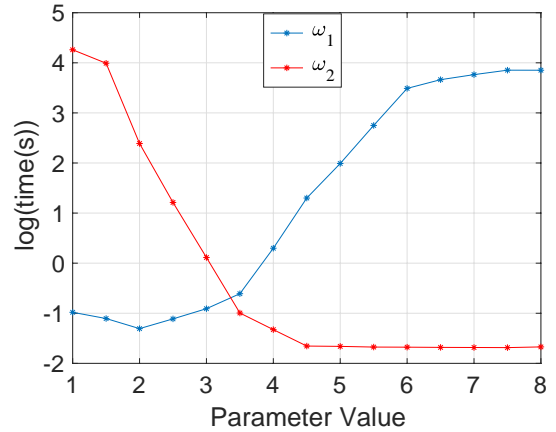


Figure 7: Parameters (ω_1/ω_2) vs. Planning time(s) in logarithm. Each parameter combination is tested with 3 different start and goal pairs.

6 Conclusion and Future Work

We presented a heuristic search-based algorithm that utilises multiple search spaces implicitly constructed with different resolutions and shares information between them. We show that MRA* is resolution complete in the union resolution space and the solution cost returned by MRA* is bounded

Table 2: 7D planning results on 4 scenes.

Algorithm	Kitchen					Bookshelf				
	MRA*	WA-AD	WA-MR	RRT-C	RRT*	MRA*	WA-AD	WA-MR	RRT-C	RRT*
Success Rate (%)	95.24	49.21	46.031	95.83	75.00	100	57.38	47.54	89.79	44.00
Mean Time (s)	3.44	12.55	9.19	0.006	1.04	2.83	8.44	11.62	0.13	9.74
Mean Cost (rad)	7.57	6.22	5.96	15.49	8.16	11.21	9.74	10.38	28.54	15.70
Processed Mean Cost (rad)	6.96	5.22	5.26	8.9	7.25	10.77	9.13	9.15	16.93	13.59
Algorithm	Industrial					Narrow Passage				
	MRA*	WA-AD	WA-MR	RRT-C	RRT*	MRA*	WA-AD	WA-MR	RRT-C	RRT*
Success Rate (%)	96.92	72.31	15.38	89.83	62.07	100	50.00	40.91	96.22	67.27
Mean Time (s)	3.13	7.61	15.48	0.29	9.84	4.30	7.98	15.21	0.05	4.70
Mean Cost (rad)	13.12	12.77	11.10	29.26	16.38	11.92	10.71	10.12	20.90	14.39
Processed Mean Cost (rad)	12.67	11.20	10.53	16.29	13.77	11.59	10.60	9.91	12.42	12.20

sub-optimal with respect to the optimal solution cost in the anchor resolution space. We show that MRA* presents performance improvements over the baselines on large 2D, 3D domains and high-dimensional motion planning problems, most importantly in terms of success rates which are consistently high across all the domains and experiments. While the results are promising, we believe that there is scope for further improvements. Possible future directions can be 1) using multiple heuristics within the different resolutions searches to speed up the search 2) adding dynamic motions primitives for efficient sharing between the different spaces 3) using a large ensemble of resolution spaces and optimizing for the scheduling policy and 4) using the multi-resolution framework for other bounded suboptimal search algorithms such as Optimistic Search (?) or search with different priority functions (?).

7 Acknowledgements

This work was in part supported by ONR grant N00014-18-1-2775.

References

- [Aine et al. 2016] Aine, S.; Swaminathan, S.; Narayanan, V.; Hwang, V.; and Likhachev, M. 2016. Multi-Heuristic A*. *The International Journal of Robotics Research (IJRR)* 35(1-3):224–243.
- [Bellman 1957] Bellman, R. 1957. *Dynamic Programming*. Princeton University Press.
- [Brock and Kavraki 2001] Brock, O., and Kavraki, L. E. 2001. Decomposition-based motion planning: A framework for real-time motion planning in high-dimensional spaces. In *IEEE International Conference on Robotics and Automation (ICRA)*, 1469–1474.
- [Cohen et al. 2011] Cohen, B. J.; Subramania, G.; Chitta, S.; and Likhachev, M. 2011. Planning for manipulation with adaptive motion primitives. In *IEEE International Conference on Robotics and Automation (ICRA)*, 5478–5485.
- [Cohen, Chitta, and Likhachev 2010] Cohen, B. J.; Chitta, S.; and Likhachev, M. 2010. Search-based planning for manipulation with motion primitives. In *IEEE International Conference on Robotics and Automation (ICRA)*, 2902–2908.
- [Cohen, Chitta, and Likhachev 2014] Cohen, B. J.; Chitta, S.; and Likhachev, M. 2014. Single- and dual-arm motion planning with heuristic search. *The International Journal of Robotics Research (IJRR)* 33(2):305–320.
- [Elbanhawi and Simic 2014] Elbanhawi, M., and Simic, M. 2014. Sampling-based robot motion planning: A review. *IEEE Access* 2:56–77.
- [Gammell, Srinivasa, and Barfoot 2014] Gammell, J. D.; Srinivasa, S. S.; and Barfoot, T. D. 2014. Informed rrt*: Optimal sampling-based path planning focused via direct sampling of an admissible ellipsoidal heuristic. In *IEEE/RSJ International Conference on Intelligent Robots and Systems (IROS)*, 2997–3004.
- [Garcia, Kapadia, and Badler 2014] Garcia, F. M.; Kapadia, M.; and Badler, N. I. 2014. Gpu-based dynamic search on adaptive resolution grids. In *IEEE International Conference on Robotics and Automation (ICRA)*, 1631–1638.
- [Gupta, Granmo, and Agrawala 2011] Gupta, N.; Granmo, O.; and Agrawala, A. K. 2011. Thompson sampling for dynamic multi-armed bandits. In *International Conference on Machine Learning and Applications and Workshops (ICMLA)*, 484–489.
- [Islam et al. 2012] Islam, F.; Nasir, J.; Malik, U.; Ayaz, Y.; and Hasan, O. 2012. Rrt*-smart: Rapid convergence implementation of rrt* towards optimal solution. In *IEEE International Conference on Mechatronics and Automation*, 1651–1656. IEEE.
- [Janson et al. 2015] Janson, L.; Schmerling, E.; Clark, A. A.; and Pavone, M. 2015. Fast marching tree: A fast marching sampling-based method for optimal motion planning in many dimensions. *The International Journal of Robotics Research (IJRR)* 34(7):883–921.
- [Jr. and LaValle 2000] Jr., J. J. K., and LaValle, S. M. 2000. Rrt-connect: An efficient approach to single-query path planning. In *IEEE International Conference on Robotics and Automation (ICRA)*, 995–1001.
- [Kalin Gochev and Likhachev 2013] Kalin Gochev, A. S., and Likhachev, M. 2013. Incremental planning with adap-

- tive dimensionality. In *International Conference on Automated Planning and Scheduling (ICAPS)*.
- [Karaman and Frazzoli 2011] Karaman, S., and Frazzoli, E. 2011. Sampling-based algorithms for optimal motion planning. *The International Journal of Robotics Research (IJRR)* 846–894.
- [LaValle 2006] LaValle, S. M. 2006. *Planning algorithms*. Cambridge university press.
- [Li and Loew 1987a] Li, S., and Loew, M. H. 1987a. Adjacency detection using quadcodes. *Communications of the ACM* 30(7):627–631.
- [Li and Loew 1987b] Li, S., and Loew, M. H. 1987b. The quadcode and its arithmetic. *Communications of the ACM* 30(7):621–626.
- [Likhachev and Ferguson 2009] Likhachev, M., and Ferguson, D. 2009. Planning long dynamically feasible maneuvers for autonomous vehicles. *The International Journal of Robotics Research (IJRR)* 28(8):933–945.
- [Moore and Atkeson 1995] Moore, A. W., and Atkeson, C. G. 1995. The parti-game algorithm for variable resolution reinforcement learning in multidimensional state-spaces. *Machine Learning* 21(3):199–233.
- [Pearl 1984] Pearl, J. 1984. *Heuristics: intelligent search strategies for computer problem solving*. Addison-Wesley Pub. Co., Inc., Reading, MA.
- [Petrovic 2018] Petrovic, L. 2018. Motion planning in high-dimensional spaces. *Computing Research Repository (CoRR)* abs/1806.07457.
- [Phillips et al. 2015] Phillips, M.; Narayanan, V.; Aine, S.; and Likhachev, M. 2015. Efficient search with an ensemble of heuristics. In *International Joint Conferences on Artificial Intelligence (IJCAI)*, 784–791.
- [Pivtoraiko and Kelly 2005] Pivtoraiko, M., and Kelly, A. 2005. Generating near minimal spanning control sets for constrained motion planning in discrete state spaces. In *IEEE/RSJ International Conference on Intelligent Robots and Systems (IROS)*, 3231–3237.
- [Pohl 1973] Pohl, I. 1973. The avoidance of (relative) catastrophe, heuristic competence, genuine dynamic weighting and computational issues in heuristic problem solving. In *International Joint Conferences on Artificial Intelligence (IJCAI)*, 12–17.
- [Sturtevant 2012] Sturtevant, N. 2012. Benchmarks for grid-based pathfinding. *Transactions on Computational Intelligence and AI in Games* 4(2):144 – 148.
- [Şucan, Moll, and Kavraki 2012] Şucan, I. A.; Moll, M.; and Kavraki, L. E. 2012. The Open Motion Planning Library. *IEEE Robotics & Automation Magazine* 19(4):72–82. <http://ompl.kavrakilab.org>.
- [Vemula, Mülling, and Oh 2016] Vemula, A.; Mülling, K.; and Oh, J. 2016. Path planning in dynamic environments with adaptive dimensionality. In *Symposium on Combinatorial Search (SoCS)*, 107–116.
- [Yahja et al. 1998] Yahja, A.; Stentz, A.; Singh, S.; and Brumitt, B. 1998. Framed-quadtree path planning for mobile robots operating in sparse environments. In *IEEE International Conference on Robotics and Automation (ICRA)*, 650–655.