

Gender Detection on Social Networks using Ensemble Deep Learning

Kamran Kowsari^{1,2}, Mojtaba Heidarysafa¹, Tolu Odukoya⁴, Philip Potter⁴,
Laura E. Barnes^{1,3}, and Donald E. Brown^{1,3}

¹ Department of Systems & Information Engineering, University of Virginia,
Charlottesville, VA, USA

² University of California, Los Angeles (UCLA), CA, USA

³ School of Data Science, University of Virginia, Charlottesville, VA, USA

⁴ Department of Politics, University of Virginia, Charlottesville, VA, USA

* Co-corresponding authors: kk7nc@virginia.edu

Abstract. Analyzing the ever-increasing volume of posts on social media sites such as Facebook and Twitter requires improved information processing methods for profiling authorship. Document classification is central to this task, but the performance of traditional supervised classifiers has degraded as the volume of social media has increased. This paper addresses this problem in the context of gender detection through ensemble classification that employs multi-model deep learning architectures to generate specialized understanding from different feature spaces.

Keywords: Text Mining, Document Classification, Deep Neural Networks, Gender Detection, Social Media

1 Introduction

From 2012 to 2017 the average time spent on social networking has increased from 90 minutes to 135 minutes. Every second approximately 6,000 tweets appear on Twitter (visualize them here), which amounts to about 350,000 tweets per minute, 500 million tweets per day, and 200 billion tweets per year. This volume demands increasingly sophisticated approaches to author profiling and classification.

Much of the recent work on automatic author-profiling based on classification has involved supervised learning techniques such as classification trees, Naïve Bayes, support vector machines (SVM), neural nets, and ensemble methods. Classification trees and naïve Bayes approaches provide good interpretability but tend to be less accurate than other methods [19].

Researchers from a variety of disciplines have produced work relevant to the approach described in this paper. We have organized this work into four areas: social networks, feature extraction, classification methods and techniques, and deep learning for classification.

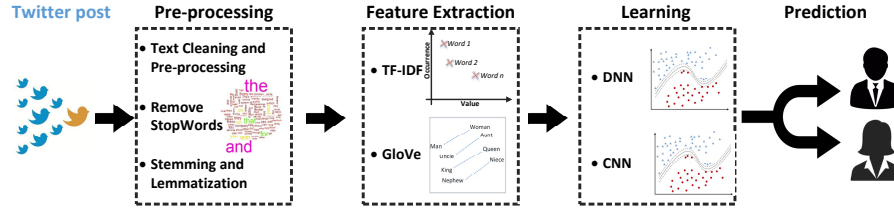


Fig. 1: Pipeline of gender detection

Social Networks: Social networks are structures with nodes that represent people or entities within a social context, and whose edges represent interactions, influence, and collaboration between the entities [26]. They are dynamic platforms that change quickly, acquiring new nodes and edges that signify new interactions between the entities [26]. Social networks provide a basis for maintaining social relationships, finding users with similar interests, outlooks, and causes [31].

In recent years, researchers have attempted to perfect gender detection in these contexts of these networks. Social networks typically allow members to determine what name, race, age, they associate with their profile, but this self-reporting increases the likelihood of false identities within the network [35]. These false identities can reduce the quality of analyses of content, intended audience, or structure.

Early work attempting to determining the gender of social network users relied primarily on text analysis and focused on psychological indicators of the gender of the author [10]. For example, Pennebaker and Graybeal 2001 [36] tried to examine if text analysis could reveal the personality traits and gender of several subjects. More recently, Peersman *et. al.* 2011 [35], in a bid to identify and curb pedophiles who falsify their identities on social networks, using natural language processing on data from the Dutch platform Netlog, to detect gender.

Feature Extraction: Feature extraction plays a prominent role in machine learning, especially for text, image, and video data. Text and many biomedical datasets are mostly unstructured data from which we need to generate meaningful structures for use by machine learning algorithms. To take one early example, L. Krueger *et. al.* in 1979 [22] introduced an effective method for feature extraction based on word counting to create a structure for statistical learning. Even earlier work by H. Luhn [27] introduced weighted values for each word. In 1988 G. Salton *et. al.* [42] modified the weights of words by frequency counts called term frequency-inverse document frequency (TF-IDF). The TF-IDF vectors measure the number of times a word appears in the document, weighted by the inverse frequency of the commonality of the word across documents. Although the TF-IDF and word counting are simple and intuitive feature extraction methods, they do not capture relationships between words as sequences. More recently, T. Mikolov *et. al.* [29] introduced an improved technique for feature extraction from text using the concept of embedding or placing the word into a vector space

based on context. This approach to word embedding, called *Word2Vec*, solves the problem of representing contextual word relationships in a computable feature space. Building on these ideas, J. Pennington *et. al.* in 2014 [37] developed a learning vector space representation of the words called *Glove* and deployed it in Stanford NLP lab. The RMDL approach described in [18,9] uses *Glove* and tf-idf for feature extraction from textual data.

Classification Methods and Techniques: Over the last 50 years, many supervised learning classification techniques have been developed and implemented in software to accurately label data. For example, the researchers, K. Murphy in 2006 [32] and I. Rish in 2001 [40] introduced the Naïve Bayes Classifier (NBC) as a simple approach to the more general representation of the supervised learning classification problem. This approach has provided a useful technique for text classification and information retrieval applications. As with most supervised learning classification techniques, NBC takes an input vector of numeric or categorical data values and produces the probability for each possible output labels. This approach is fast and efficient for text classification, but NBC has important limitations. Namely, the order of the sequences in the text is not reflected on the output probability because for text analysis, naïve bayes uses a bag of words approaches for feature extraction. Another popular classification technique is Support Vector Machines (SVM), which has proven quite accurate over a wide variety of data. This technique constructs a set of hyper-planes in a transformed feature space. This transformation is not performed explicitly but rather through the kernel trick which allows the SVM classifier to perform well with highly nonlinear relationships between the predictor and response variables in the data. A variety of approaches have been developed to further extend the basic methodology and obtain greater accuracy. C. Yu *et. al.* in 2009 [50] introduced latent variables into the discriminative model as a new structure for SVM, and S. Tong *et. al.* in 2001 [46] added active learning using SVM for text classification. For a large volume of data and datasets with a huge number of features (such as text), SVM implementations are computationally complex. Another technique that helps mediate the computational complexity of the SVM for classification tasks is stochastic gradient descent classifier (SGDClassifier) [14] which has been widely used in both text and image classification. SGDClassifier is an iterative model for large datasets. The model is trained based on the SGD optimizer iteratively.

Deep Learning: Neural networks derive their architecture as a relatively simple representation of the neurons in the human’s brain. They are essentially weight combinations of inputs the pass through multiple non-linear functions. Neural networks use an iterative learning method known as back-propagation and an optimizer (such as stochastic gradient descent (SGD)). In recent years many researchers have achieved state-of-art results using Deep Learning in the domain of Social Media, Psychology [34], transportation [8], health [51], medical data processing [20], etc.

Deep Neural Networks (DNN) is based on simple neural network architectures but they contain multiple hidden layers. These networks have been widely

used for classification. For example, D. CireşAn *et. al.* in 2012 [4] used multi-column deep neural networks for classification tasks, where multi-column deep neural networks use DNN architectures. Convolutional Neural Networks (CNN) provide a different architectural approach to learning with neural networks. The main idea of CNN is to use feed-forward networks with convolutional layers that include local and global pooling layers. A. Krizhevsky in 2012 [21] used CNN, but they have used 2D convolutional layers combined with the 2D feature space of the image. Another example of CNN in [23] showed excellent accuracy for image classification. This architecture can also be used for text classification as shown in the work of [15]. For text and sequences, 1D convolutional layers are used with word embeddings as the input feature space. The final type of deep learning architecture is Recurrent Neural Networks (RNN) where outputs from the neurons are fed back into the network as inputs for the next step. Some recent extensions to this architecture uses Gated Recurrent Units (GRUs) [3] or Long Short-Term Memory (LSTM) units [11]. These new units help control for instability problems in the original network architecture. RNN has been successfully used for natural language processing [30]. Recently, Z. Yang *et. al.* in 2016 [49] developed hierarchical attention networks for document classification. These networks have two important characteristics: hierarchical structure and an attention mechanism at word and sentence level.

New work has combined these three basic models of deep learning and developed a novel technique for enhancing accuracy and robustness. The work of M. Turan *et. al.* in 2017 [47] and M. Liang *et. al.* in 2015 [25] implemented innovative combinations of CNN and RNN called *A Recurrent Convolutional Neural Network (RCNN)*. K. Kowsari *et. al.* in 2017 [17] introduced hierarchical deep learning for text classification (HDLTex) which is a combination of all deep learning techniques in a hierarchical structure for document classification has improved accuracy over traditional methods. The work in this paper builds on these ideas, specifically the work of [17] to provide a more general approach to supervised learning for classification.

2 Preprocessing

2.1 Text cleaning

Tokenization Tokenization is a pre-processing method which breaks a stream of text into words, phrases, symbols, or other meaningful elements called tokens [6]. The main goal of this step is the investigation of the words in a sentence [48]. Both text classification and text mining require a parser which processes the tokenization of the documents; for example:

sentence [1] :

After sleeping for four hours, he decided to sleep for another four.

In this case, the tokens are as follows [19]:

{ “After” “sleeping” “for” “four” “hours” “he” “decided” “to” “sleep” “for” “another” “four” }.

Stop words Text and document classification includes many words insignificant for classification algorithms such as {“a”, “about”, “above”, “across”, “after”, “afterwards”, “again”,...}. The most common technique to deal with these words is to remove them from the texts and documents [41].

Capitalization Text and document data have a diversity of capitalization to indicate the start of sentences. Since documents consist of many sentences, diverse capitalization can be hugely problematic when classifying large documents. The most common approach for dealing with inconsistent capitalization is to reduce every letter to lower case. This technique projects all words in text and document into the same feature space, but it causes problems for interpretation of some words (i.e. “US” (United States of America) to “us” (pronoun))[7]. Slang and abbreviation converters can help account for these exceptions[5].

Stemming and Lemmatization Words can come in different forms (i.e. the singular and plural noun form) but the semantic meaning of each form might remain the same [44]. Stemming is one method for consolidating different forms of a word into the same feature space. Text stemming modifies words to obtain variant word forms using different linguistic processes such as affixation (e.g. the stem of the word “studying” is “study”). Lemmatization is a NLP process that replaces the suffix of a word with a different one or removes the suffix of a word completely to get the basic word form (lemma)

2.2 Feature Extraction

Term Frequency-Inverse Document Frequency

proposed inverse document frequency (IDF) as a method to be used in conjunction with term frequency in order to lessen the effect of implicitly common words in the corpus. IDF assigns a higher weight to words with either high frequencies low frequencies term in the document. This combination of TF and IDF is well known as the term frequency-inverse document frequency (tf-idf). The mathematical representation of the weight of a term in a document by tf-idf is given in Equation 1.

$$W(d, t) = TF(d, t) * \log\left(\frac{N}{df(t)}\right) \quad (1)$$

Here N is the number of documents and $df(t)$ is the number of documents containing the term t in the corpus. The first term in Equation 1 improves the recall while the second term improves the precision of the word embedding [45]. Although tf-idf tries to overcome the problem of common terms in the document, it still suffers from some other descriptive limitations. Namely, tf-idf cannot account for the similarity between the words in the document since each word is independently presented as an index. However, with the development of more complex models in recent years, new methods, such as word embedding, can incorporate concepts such as similarity of words and part of speech tagging.

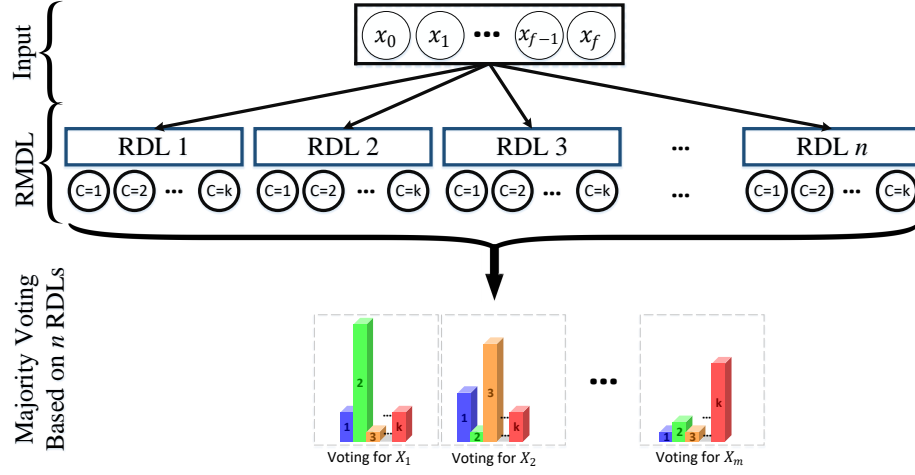


Fig. 2: Overview of RDML: Random Multimodel Deep Learning for classification that includes n Random models which are d random model of DNN classifiers, c models of CNN classifiers where $c + d = n$.

Global Vectors for Word Representation (GloVe)

Another powerful word embedding technique that has been used for text classification is Global Vectors (Glove) [37]. The approach is very similar to the Word2Vec method where each word is presented by a high dimension vector and trained based on the surrounding words over a huge corpus. The pre-trained word embedding used in many works is based on 1,200,000 vocabularies trained over 2-Billion tweets which 27 billion tokens, uncased, 25d, 50d, 100d, and 200d vectors. This word embedding is trained over even bigger corpora, including Wikipedia and Common Crawl content. The objective function is as follows:

$$f(w_i - w_j, \tilde{w}_k) = \frac{P_{ik}}{P_{jk}} \quad (2)$$

where w_i is refer to word vector of word i , and P_{ik} denoted to probability of word k to occurs in context of word i .

3 Methods

The method is based on Random Multimodel Deep Learning (RMDL) for text classification [18,9] which we used two different feature extraction and ensemble deep learning to train this model. Random Multimodel Deep Learning is a novel technique that we can use in any kind of dataset for classification. An overview of this technique is shown in Figure 2 which contains multi Deep Neural Networks (DNN), Deep Convolutional Neural Networks (CNN), and Deep Recurrent Neural Networks (RNN). The number of layers and nodes for all of these Deep learning multi models are generated randomly (*e.g.* 9 Random Models in RMDL

constructed of 3 CNNs and 3 DNNs, all of them are unique due to randomly creation).

$$M(y_{i1}, y_{i2}, \dots, y_{in}) = \left\lfloor \frac{1}{2} + \frac{(\sum_{j=1}^n y_{ij}) - \frac{1}{2}}{n} \right\rfloor \quad (3)$$

Where n is the number of random models, and y_{ij} is the output prediction of model for data point i in model j (Equation 3 is used for binary classification, $k \in \{0 \text{ or } 1\}$). Output space uses majority vote for final \hat{y}_i . Therefore, \hat{y}_i is given as follows:

$$\hat{y}_i = [\hat{y}_{i1} \ \dots \ \hat{y}_{ij} \ \dots \ \hat{y}_{in}]^T \quad (4)$$

Where n is number of random model, and \hat{y}_{ij} shows the prediction of label of document or data point of $D_i \in \{x_i, y_i\}$ for model j and $\hat{y}_{i,j}$ is defined as follows:

$$\hat{y}_{i,j} = \arg \max_k [\text{softmax}(y_{i,j}^*)] \quad (5)$$

After all RDL models (RMDL) are trained, the final prediction is calculated using majority vote of these models.

3.1 Deep Neural Networks

Deep neural networks (DNN) are designed to learn by multi-connection of layers such that every single layer only receives the connection from the previous one and provides connections only to the next layer in hidden part [17]. The input consists of the connection of the input feature space (as discussed in Section 2) with the first hidden layer of the DNN. The input layer may be constructed via tf-idf, word embedding, or some other feature extraction method. The output layer is equal to the number of classes for multi-class classification or only one for binary classification. In this technique, multi-class DNNs, each learning model is generated (number of nodes in each layer and also the number of layers are completely random assigned). The implementation of DNN is a discriminative trained model that uses standard back-propagation algorithm using sigmoid (equation 6), ReLU [33] (equation 7) as activation function. The output layer for multi-class classification should be a *Softmax* function (as shown in Equation 8).

$$f(x) = \frac{1}{1 + e^{-x}} \in (0, 1) \quad (6)$$

$$f(x) = \max(0, x) \quad (7)$$

$$\sigma(z)_j = \frac{e^{z_j}}{\sum_{k=1}^K e^{z_k}} \quad (8)$$

$$\forall j \in \{1, \dots, K\}$$

Given a set of example pairs $(x, y), x \in X, y \in Y$, the goal is to learn the relationship between these input and target spaces using hidden layers. In text classification applications, the input is a string which is generated via vectorization of the raw text data.

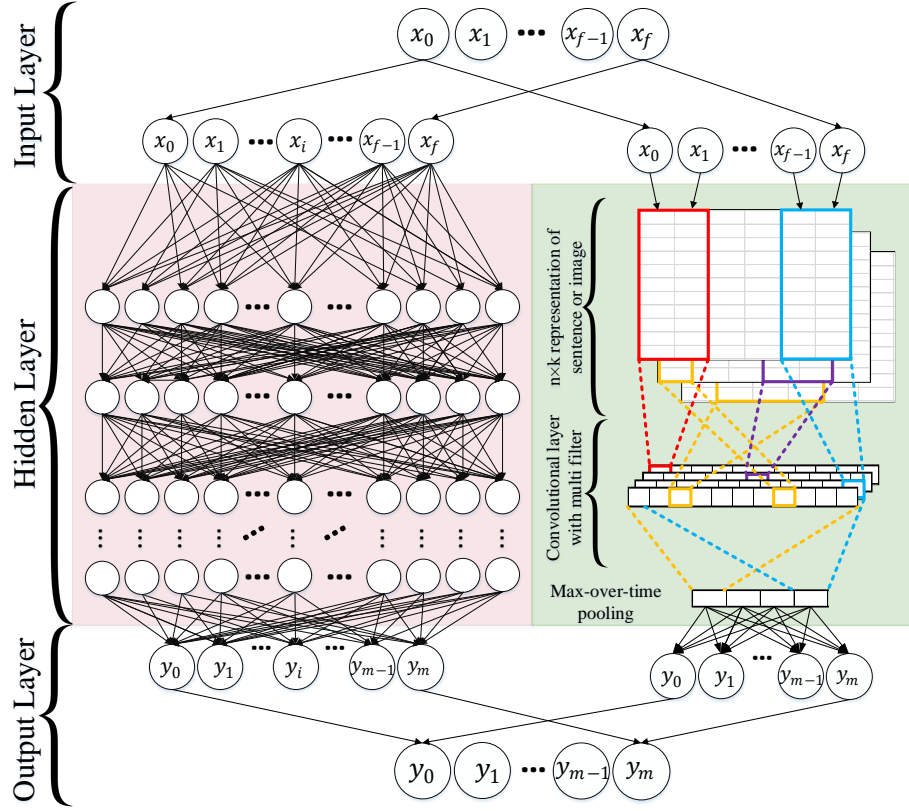


Fig. 3: Random Multimodel Deep Learning (RMDL)

3.2 Convolutional Neural Networks (CNN)

A convolutional neural network (CNN) is a deep learning architecture that is commonly used for hierarchical document classification [12]. Although originally built for image processing, CNNs have also been effectively used for text classification [23]. In a basic CNN for image processing, an image tensor is convolved with a set of kernels of size $d \times d$. These convolution layers are called feature maps and can be stacked to provide multiple filters on the input. To reduce the computational complexity, CNNs use pooling to reduce the size of the output from one layer to the next in the network. Different pooling techniques are used to reduce outputs while preserving important features [43].

The most common pooling method is max pooling where the maximum element in the pooling window is selected. In order to feed the pooled output from stacked featured maps to the next layer, the maps are flattened into one column. The final layers in a CNN are typically fully connected. In general, during the back-propagation step of a convolutional neural network, both the weights and

Table 1: Method results

Measure	Value	Derivations
Sensitivity	0.8914	$TPR = \frac{TP}{(TP+FN)}$
Specificity	0.8390	$SPC = \frac{TN}{(FP+TN)}$
Precision	0.8272	$PPV = \frac{TP}{(TP+FP)}$
Negative Predictive Value	0.8992	$NPV = \frac{TN}{(TN+FN)}$
False Positive Rate	0.1610	$FPR = \frac{FP}{(FP+TN)}$
False Discovery Rate	0.1725	$FDR = \frac{FP}{(FP+TP)}$
False Negative Rate	0.1086	$FNR = \frac{FN}{(FN+TP)}$
Accuracy	0.8633	$ACC = \frac{(TP+TN)}{(P+N)}$
F1 Score	0.8583	$F1 = \frac{2TP}{(2TP+FP+FN)}$
Matthews Correlation Coefficient	0.7285	$\frac{TP \times TN - FP \times FN}{\sqrt{((TP+FP)(TP+FN)(TN+FP)(TN+FN))}}$

the feature detector filters are adjusted. A potential problem that arises when using CNN for text classification is the number of 'channels', Σ (size of the feature space). While image classification application generally have few channels (e.g., only 3 channels of RGB), Σ may be very large (e.g., 50 K) for text classification applications [13], thus resulting in very high dimensionality. Figure 3, green box on left side, illustrate the CNN architecture for text classification which contains word embedding as input layer 1D convolutional layers, 1D pooling layer, fully connected layers, and finally output layer.

Adam Optimizer

Adam is used as stochastic gradient optimizer which uses only the first two moments of gradient (v and m , shown in Equations (9)–(12)) and calculate the average over them. It can handle non-stationary of the objective function as in RMSProp while overcoming the sparse gradient issue limitation of RMSProp [16].

$$\theta \leftarrow \theta - \frac{\alpha}{\sqrt{\hat{v}} + \epsilon} \hat{m} \quad (9)$$

$$g_{i,t} = \nabla_{\theta} J(\theta_i, x_i, y_i) \quad (10)$$

$$m_t = \beta_1 m_{t-1} + (1 - \beta_1) g_{i,t} \quad (11)$$

$$v_t = \beta_2 v_{t-1} + (1 - \beta_2) g_{i,t}^2 \quad (12)$$

where m_t is the first moment and v_t indicates second moment that both are estimated. $\hat{m}_t = \frac{m_t}{1 - \beta_1^t}$ and $\hat{v}_t = \frac{v_t}{1 - \beta_2^t}$.

4 Results

4.1 Data

Gender detection in Twitter. Demographics traits such as gender and language variety have so far been investigated separately. PAN provides participants with

a Twitter corpus annotated with authors' gender and their specific variation of their native language: English (Australia, Canada, Great Britain, Ireland, New Zealand, United States). In this research, we use combination of gender detection of Twitter posts [38,39] which contains large number of anonymous authors labeled with gender. This dataset is balanced by gender with 3600 people in the training set and 2400 for the test.

4.2 Evaluation and Experimental Results

Since the underlying mechanics of different evaluation metrics may vary, understanding what exactly each of these metrics represents and what kind of information they are trying to convey is crucial for comparability. Some examples of these metrics include recall, precision, accuracy, F-measure, micro-average, and macro average. These metrics are based on a "confusion matrix" that comprises true positives (TP), false positives (FP), false negatives (FN) and true negatives (TN) [24]. The significance of these four elements may vary based on the classification application. The fraction of correct predictions over all predictions is called accuracy (Eq. 13). The fraction of known positives that are correctly predicted is called sensitivity *i.e.* true positive rate or recall (Eq. 14). The ratio of correctly predicted negatives is called specificity (Eq. 15). The proportion of correctly predicted positives to all positives is called precision, *i.e.* positive predictive value (Eq. 16).

$$accuracy = \frac{(TP + TN)}{(TP + FP + FN + TN)} \quad (13)$$

$$sensitivity = \frac{TP}{(TP + FN)} \quad (14)$$

$$specificity = \frac{TN}{(TN + FP)} \quad (15)$$

$$Precision = \frac{\sum_{l=1}^L TP_l}{\sum_{l=1}^L TP_l + FP_l} \quad (16)$$

F_β is one of the most popular aggregated evaluation metrics for classifier evaluation [24]. The parameter β is used to balance recall and precision and defined as follows:

$$F_\beta = \frac{(1 + \beta^2)(precision \times recall)}{\beta^2 \times precision + recall} \quad (17)$$

For commonly used $\beta = 1$ *i.e.* F_1 , recall and precision are given equal weights and Eq. 17 can be simplified to:

$$F_1 = \frac{2TP}{2TP + FP + FN} \quad (18)$$

Since F_β is based on recall and precision, it does not represent the confusion matrix fully. The Matthews correlation coefficient (MCC) [28] captures all the

data in a confusion matrix and measures the quality of binary classification methods. MCC can be used for problems with uneven class sizes and is still considered a balanced measure. MCC ranges from -1 to 0 (i.e., the classification is always wrong and always true, respectively). MCC can be calculated as follows:

$$MCC = \frac{TP \times TN - FP \times FN}{\sqrt{\frac{(TP+FP) \times (TP+FN) \times (TN+FP) \times (TN+FN)}{(TP+FP) \times (TN+FP) \times (TP+FN) \times (TN+FN)}}} \quad (19)$$

While comparing two classifiers, one may have a higher score using MCC and the other one has a higher score using F_1 and as a result one specific metric cannot captures all the strengths and weaknesses of a classifier [24].

Figure 1 shows our results by different measure as follows. Sensitivity of our model is 0.8914, and Specificity is equal to 0.839. The table shows Negative Predictive Value (NPV) is 0.8992, False Positive Rate is 0.161. As we discussed the evaluation measures in this Section, Matthews Correlation Coefficient (MCC) is 0.7285; and finally, Accuracy and F1-Score is equal to 0.8633 and 0.8583 respectively.

4.3 Hardware and Framework

All of the results shown in this paper are performed on Central Process Units (CPU) and Graphical Process Units (GPU). This model can be performed on only GPU, CPU, or both. The processing units that have been used through this experiment was intel on *Xeon E5-2640 (2.6 GHz)* with *12 cores* and *64 GB* memory (DDR3). The graphical card on our machine is *Nvidia Quadro K620* and *Nvidia Tesla K20c*.

This work is implemented in Python using Compute Unified Device Architecture (CUDA) which is a parallel computing platform and Application Programming Interface (API) model created by *Nvidia*. We used *TensorFlow* and *Keras* library for creating the neural networks [2].

5 Conclusion

Developing methods for reliable gender detection using text classification is increasingly important the growing size of social text and other document sets. The techniques presented here demonstrate that that semantic, syntactic, and word frequency can facilitate gender detection in social messages. This approach improves on existing practice with different feature extraction techniques and deep learning architectures to train from a dataset as a ensemble learning technique. Additional training and testing with other structured document data sets will continue to identify architectures that work best for these problems. It is possible to extend this model by using additional deep learning architecture as ensemble learning instead of two models to capture more of the complexity in the text classification.

References

1. Aggarwal, C.C.: Machine learning for text. Springer (2018)
2. Chollet, F., et al.: Keras: Deep learning library for theano and tensorflow. URL: <https://keras.io/k> (2015)
3. Chung, J., Gulcehre, C., Cho, K., Bengio, Y.: Empirical evaluation of gated recurrent neural networks on sequence modeling. arXiv preprint arXiv:1412.3555 (2014)
4. CireşAn, D., Meier, U., Masci, J., Schmidhuber, J.: Multi-column deep neural network for traffic sign classification. *Neural Networks* **32**, 333–338 (2012)
5. Dalal, M.K., Zaveri, M.A.: Automatic text classification: a technical review. *International Journal of Computer Applications* **28**(2), 37–40 (2011)
6. Gupta, G., Malhotra, S.: Text document tokenization for word frequency count using rapid miner (taking resume as an example). In: *International Journal of Computer Applications* (0975–8887), *International Conference on Advancement in Engineering and Technology*. Citeseer (2015)
7. Gupta, V., Lehal, G.S., et al.: A survey of text mining techniques and applications. *Journal of emerging technologies in web intelligence* **1**(1), 60–76 (2009)
8. Heidarysafa, M., Kowsari, K., Barnes, L.E., Brown, D.E.: Analysis of railway accidents’ narratives using deep learning (2018)
9. Heidarysafa, M., Kowsari, K., Brown, D.E., Jafari Meimandi, K., Barnes, L.E.: An improvement of data classification using random multimodel deep learning (rmdl) **8**(4), 298–310 (2018). DOI <https://doi.org/10.18178/ijmlc.2018.8.4.703>
10. Heidarysafa, M., Kowsari, K., Odukoya, T., Potter, P., Barnes, L.E., Brown, D.E.: Women in isis propaganda: A natural language processing analysis of topics and emotions in a comparison with mainstream religious group. arXiv preprint arXiv:1912.03804 (2019)
11. Hochreiter, S., Schmidhuber, J.: Long short-term memory. *Neural computation* **9**(8), 1735–1780 (1997)
12. Jaderberg, M., Simonyan, K., Vedaldi, A., Zisserman, A.: Reading text in the wild with convolutional neural networks. *International Journal of Computer Vision* **116**(1), 1–20 (2016)
13. Johnson, R., Zhang, T.: Effective use of word order for text categorization with convolutional neural networks. arXiv preprint arXiv:1412.1058 (2014)
14. Kabir, F., Siddique, S., Kotwal, M.R.A., Huda, M.N.: Bangla text document categorization using stochastic gradient descent (sgd) classifier. In: *Cognitive Computing and Information Processing (CCIP), 2015 International Conference on*, pp. 1–4. IEEE (2015)
15. Kim, Y.: Convolutional neural networks for sentence classification. arXiv preprint arXiv:1408.5882 (2014)
16. Kingma, D., Ba, J.: Adam: A method for stochastic optimization. arXiv preprint arXiv:1412.6980 (2014)
17. Kowsari, K., Brown, D.E., Heidarysafa, M., Jafari Meimandi, K., Gerber, M.S., Barnes, L.E.: Hdltex: Hierarchical deep learning for text classification. In: *Machine Learning and Applications (ICMLA), 2017 16th IEEE International Conference on*. IEEE (2017)
18. Kowsari, K., Heidarysafa, M., Brown, D.E., Jafari Meimandi, K., Barnes, L.E.: Rmdl: Random multimodel deep learning for classification. In: *Proceedings of the 2018 International Conference on Information System and Data Mining*. ACM (2018). DOI <https://doi.org/10.1145/3206098.3206111>

19. Kowsari, K., Jafari Meimandi, K., Heidarysafa, M., Mendu, S., Barnes, L., Brown, D.: Text classification algorithms: A survey. *Information* **10**(4), 150 (2019)
20. Kowsari, K., Sali, R., Khan, M.N., Adorno, W., Ali, S.A., Moore, S.R., Amadi, B.C., Kelly, P., Syed, S., Brown, D.E.: Diagnosis of celiac disease and environmental enteropathy on biopsy images using color balancing on convolutional neural networks. In: *Proceedings of the Future Technologies Conference*, pp. 750–765. Springer (2019)
21. Krizhevsky, A., Sutskever, I., Hinton, G.E.: Imagenet classification with deep convolutional neural networks. In: *Advances in neural information processing systems*, pp. 1097–1105 (2012)
22. Krueger, L.E., Shapiro, R.G.: Letter detection with rapid serial visual presentation: Evidence against word superiority at feature extraction. *Journal of Experimental Psychology: Human Perception and Performance* **5**(4), 657 (1979)
23. LeCun, Y., Bengio, Y., Hinton, G.: Deep learning. *Nature* **521**(7553), 436–444 (2015)
24. Lever, J., Krzywinski, M., Altman, N.: *Points of significance: Classification evaluation* (2016)
25. Liang, M., Hu, X.: Recurrent convolutional neural network for object recognition. In: *Proceedings of the IEEE Conference on Computer Vision and Pattern Recognition*, pp. 3367–3375 (2015)
26. Liben-Nowell, D., Kleinberg, J.: The link-prediction problem for social networks. *Journal of the American society for information science and technology* **58**(7), 1019–1031 (2007)
27. Luhn, H.P.: A statistical approach to mechanized encoding and searching of literary information. *IBM Journal of research and development* **1**(4), 309–317 (1957)
28. Matthews, B.W.: Comparison of the predicted and observed secondary structure of t4 phage lysozyme. *Biochimica et Biophysica Acta (BBA)-Protein Structure* **405**(2), 442–451 (1975)
29. Mikolov, T., Chen, K., Corrado, G., Dean, J.: Efficient estimation of word representations in vector space. *arXiv preprint arXiv:1301.3781* (2013)
30. Mikolov, T., Karafiát, M., Burget, L., Černocký, J., Khudanpur, S.: Recurrent neural network based language model. In: *Eleventh Annual Conference of the International Speech Communication Association* (2010)
31. Mislove, A., Marcon, M., Gummadi, K.P., Druschel, P., Bhattacharjee, B.: Measurement and analysis of online social networks. In: *Proceedings of the 7th ACM SIGCOMM*, pp. 29–42. ACM (2007)
32. Murphy, K.P.: *Naive bayes classifiers*. University of British Columbia (2006)
33. Nair, V., Hinton, G.E.: Rectified linear units improve restricted boltzmann machines. In: *Proceedings of the 27th international conference on machine learning (ICML-10)*, pp. 807–814 (2010)
34. Nobles, A.L., Glenn, J.J., Kowsari, K., Teachman, B.A., Barnes, L.E.: Identification of imminent suicide risk among young adults using text messages. In: *Proceedings of the 2018 CHI Conference on Human Factors in Computing Systems*, p. 413. ACM (2018)
35. Peersman, C., Daelemans, W., Van Vaerenbergh, L.: Predicting age and gender in online social networks. In: *Proceedings of the 3rd international workshop on Search and mining user-generated contents*, pp. 37–44. ACM (2011)
36. Pennebaker, J., Booth, R., Boyd, R., Francis, M.: *Linguistic inquiry and word count: Liwc2015*. Austin, TX: Pennebaker Conglomerates (www.LIWC.net).
37. Pennington, J., Socher, R., Manning, C.D.: Glove: Global vectors for word representation. In: *EMNLP*, vol. 14, pp. 1532–1543 (2014)

38. Rangel, F., Rosso, P., Koppel, M., Stamatatos, E., Inches, G.: Overview of the author profiling task at pan 2013. In: CLEF Conference on Multilingual and Multimodal Information Access Evaluation, pp. 352–365. CELCT (2013)
39. Rangel Pardo, F.M., Celli, F., Rosso, P., Potthast, M., Stein, B., Daelemans, W.: Overview of the 3rd author profiling task at pan 2015. In: CLEF 2015 Evaluation Labs and Workshop Working Notes Papers, pp. 1–8 (2015)
40. Rish, I.: An empirical study of the naive bayes classifier. In: IJCAI 2001 workshop on empirical methods in artificial intelligence, vol. 3, pp. 41–46. IBM (2001)
41. Saif, H., Fernández, M., He, Y., Alani, H.: On stopwords, filtering and data sparsity for sentiment analysis of twitter (2014)
42. Salton, G., Buckley, C.: Term-weighting approaches in automatic text retrieval. *Information processing & management* **24**(5), 513–523 (1988)
43. Scherer, D., Müller, A., Behnke, S.: Evaluation of pooling operations in convolutional architectures for object recognition. *Artificial Neural Networks–ICANN 2010* pp. 92–101 (2010)
44. Spirovski, K., Stevanoska, E., Kulakov, A., Popeska, Z., Velinov, G.: Comparison of different model’s performances in task of document classification. In: *Proceedings of the 8th International Conference on Web Intelligence, Mining and Semantics*, p. 10. ACM (2018)
45. Tokunaga, T., Makoto, I.: Text categorization based on weighted inverse document frequency. In: *Special Interest Groups and Information Process Society of Japan (SIG-IPJS)*. Citeseer (1994)
46. Tong, S., Koller, D.: Support vector machine active learning with applications to text classification. *Journal of machine learning research* **2**(Nov), 45–66 (2001)
47. Turan, M., Almalioglu, Y., Araujo, H., Konukoglu, E., Sitti, M.: Deep endovo: A recurrent convolutional neural network (rcnn) based visual odometry approach for endoscopic capsule robots. *arXiv preprint arXiv:1708.06822* (2017)
48. Verma, T., Renu, R., Gaur, D.: Tokenization and filtering process in rapidminer. *International Journal of Applied Information Systems* **7**(2), 16–18 (2014)
49. Yang, Z., Yang, D., Dyer, C., He, X., Smola, A.J., Hovy, E.H.: Hierarchical attention networks for document classification. In: *HLT-NAACL*, pp. 1480–1489 (2016)
50. Yu, C.N.J., Joachims, T.: Learning structural svms with latent variables. In: *Proceedings of the 26th annual international conference on machine learning*, pp. 1169–1176. ACM (2009)
51. Zhang, J., Kowsari, K., Harrison, J.H., Lobo, J.M., Barnes, L.E.: Patient2vec: A personalized interpretable deep representation of the longitudinal electronic health record. *IEEE Access* **6**, 65,333–65,346 (2018). DOI 10.1109/ACCESS.2018.2875677