

Round-Efficient Distributed Byzantine Computation

Yael Hitron

Weizmann Institute

yael.hitron@weizmann.ac.il

Merav Parter

Weizmann Institute

merav.parter@weizmann.ac.il

Abstract

We present round-efficient distributed algorithms for fundamental communication tasks in the presence of a Byzantine edge in the CONGEST model of distributed computing. We consider the strongest Byzantine setting where the adversary has an unbounded power, a complete knowledge of the communication graph, and a full access to the random coins of the nodes. In the *Byzantine Broadcast* problem, given is a network $G = (V, E)$ with an unknown Byzantine edge e' . There is a source node s holding an initial message m_0 , and the goal is for all the nodes in the network to receive a copy of m_0 , while ignoring all other messages. Perhaps surprisingly, to the best of our knowledge, all existing algorithms for the problem either assume that the Byzantine behavior is probabilistic, use polynomially large messages or else suffer from a large round complexity.

We show the first round efficient algorithms for several fundamental distributed tasks in the presence of a Byzantine edge. Specifically, we give an $\tilde{O}(D^2)$ -round ¹ algorithm for the Byzantine Broadcast problem, where D is the diameter of the graph. The communication graph is required to be 3-edge connected, which is known to be a necessary condition. We also provide a Leader Election algorithm in the presence of a Byzantine edge with the same round complexity of $\tilde{O}(D^2)$ rounds. We use these algorithms to provide the efficient construction of *Byzantine cycle covers* which serve the basis for obtaining also the following:

- A Byzantine BFS algorithm that for a given source s either computes a BFS tree rooted at s , or else detects the Byzantine edge e' , and outputs a BFS tree in $G \setminus \{e'\}$. The algorithm runs in $\hat{O}(D^3)$ rounds. If the Byzantine adversary is oblivious to the randomness of the nodes, the round complexity can be improved to $\hat{O}(D^2)$ rounds. No time-efficient algorithm for this problem has been known before.
- A general compiler that transforms any r -round algorithm \mathcal{A} (in the standard setting) into an equivalent algorithm \mathcal{A}' that runs in $\hat{O}(D^3) \cdot r$ rounds in the presence of a Byzantine edge. This improves the time overhead by a $\hat{O}(D)$ factor, and also removes the pre-processing assumption of the previous work.

We hope that the tools provided in this paper will pave the way towards obtaining **round-efficient algorithms** for many more distributed problems in the presence of Byzantine edges and nodes.

¹The notion \tilde{O} hides poly-logarithmic terms, and the notion \hat{O} hides a multiplicative factor of an $2^{O(\sqrt{\log n})}$ term.

Contents

1	Introduction	3
1.1	Our Contributions	4
1.2	Technical Overview	7
1.2.1	Key Barriers with Handling a Byzantine Edge	7
1.3	Our Approach for Byzantine Broadcast in a Nutshell	8
1.4	Byzantine Cycle Covers and Compilers	10
2	Byzantine Broadcast	11
2.1	Weak Broadcast with a Byzantine Edge	12
2.1.1	The Weak Broadcast Algorithm	12
2.1.2	Analysis	14
2.2	The Byzantine Broadcast Algorithm	20
2.3	Computing Byzantine Broadcast with Unknown Diameter Bound	24
2.3.1	The Algorithm	24
2.3.2	Correctness.	24
2.4	Byzantine Leader Election	27
3	Byzantine Cycle Covers and Compilers	29
3.1	Computation of BCC in a Safe Communication Graph	29
3.2	Computation of BCC in the Presence of a Byzantine Edge	30
3.2.1	BCC with Small Random Seeds	30
3.3	The BCC Algorithm in the Byzantine Setting	33
3.4	General Compilers Under Byzantine Edge	37
4	Byzantine BFS	38
4.1	The Algorithm	38
4.2	Correctness	39
A	Missing Details for Cycle Cover Constructions	45

1 Introduction

We present round-efficient distributed algorithms in the presence of a Byzantine edge. Throughout, we consider the standard CONGEST model [37] of distributed computing. In this model, execution proceeds in synchronous rounds and in each round, every node can send a message of size $O(\log n)$ to each of its neighbors. The Byzantine adversary has an unbounded computational power. It is allowed to see the entire graph, the messages sent throughout the algorithm, and the internal randomness of the nodes. Within this setting, our goal is to provide efficient distributed algorithms for fundamental computational tasks in general graphs. These algorithms are required to preserve the correctness of the computation (despite the Byzantine attack) while being also efficient in terms of the number of rounds.

Fault tolerant distributed algorithms [4, 18] concern with the efficient computation in networks whose nodes or edges are subject to Byzantine faults. A wide range of resilience and fault tolerance notions for distributed networks have been explored extensively over the years. This led to a plentiful list of algorithms for fundamental problems, such as Consensus [14, 15, 16, 22], Broadcast [38, 34, 23, 35], Gossiping [6, 2, 8], and Agreement [13, 33, 9, 7]. See [34] for a survey on this topic. A common theme in this literature concerns the feasibility of the computation, e.g., characterizing the requirements a network should satisfy for *eventually* reaching to an agreement in the presence of Byzantine faults. The efficiency aspects, in terms of the number of rounds in bandwidth restricted models, have received less attention.

In this paper, we provide a basic tool-kit to perform efficient computation in the presence of a single Byzantine edge. This setting is turned out to be quite involved due to the unbounded power of the adversary. We mainly focus on the Broadcast task and show its various applications to the related problems of Breadth-First-Search computation (BFS), Leader Election, Diameter Estimation and more. Our tools and the algorithm analysis are inspired by techniques developed for designing fault-tolerant (FT) graph structures. The latter is a subarea of network design in which resilience against faults is taken into considerations. The main focus there is on the design of *sparse* fault-tolerant structures that preserve key properties of the underlying graph under faults. A missing piece, however, in the classical FT literature is the actual application of these structures by real algorithms running on top of the network. In the current paper, we take a fault-tolerant perspective to provide *efficient* computation in the presence of Byzantine faults. We hope that this work would fill in, at least partially, the current missing bridge between FT-graph *structures* and reliable *communication* over faulty networks.

The Byzantine Broadcast Problem. In the *Byzantine Broadcast* problem, a single node s in a network $G = (V, E)$ has an initial message m_0 , and the goal is for all the nodes in the network to receive a copy of m_0 , while ignoring all other messages, in the presence of a Byzantine edge. The Byzantine Broadcast problem was introduced by Pease et al. [33] and Lamport et al. [24, 33] and has been extensively studied since then. Most of the existing Byzantine Broadcast protocols for arbitrary graphs focus on theoretical feasibility under various assumptions [12, 36, 26], rather than on round efficiency. Broadcast protocols with guaranteed running time have been provided only in specialized settings and topologies, e.g., for complete networks [17, 10, 13, 21, 9, 7, 27].

As all current algorithms for the problem in general graphs are limited by their unbounded round complexity, the main question we ask in this paper is the following:

Can one design a round-efficient algorithm for the Byzantine Broadcast problem?

As we will see, solving the Byzantine Broadcast problem serves the basis for other fundamental distributed tasks such as Byzantine BFS, Leader Election, Diameter Estimation and more.

Cycle Covers and Byzantine Compilers. To provide a general computational methodology in the Byzantine setting, it is desired to devise a simulation technique. Our goal here is to compile any given distributed algorithm \mathcal{A} (in the standard setting) that runs in r -rounds into an equivalent round-efficient algorithm \mathcal{A}' that performs the same computation in the presence of a Byzantine edge. Towards that goal, Parter and Yogev introduced the notion of *low-congestion cycle covers* [30] as a basic communication backbone for reliable communication. Roughly speaking, for a D -diameter 2-edge connected graphs, these cycles cover every edge e in G by cycles of length $\tilde{O}(D)$ such that each edge appears on $\tilde{O}(1)$ distinct cycles. The algorithm of [30] is centralized and can be made nearly optimal in the sense that each edge e can be covered by a cycle of length $\tilde{O}(|C_e|)$, where C_e is the shortest cycle in G that covers e (if exists). The efficient distributed computation of low-congestion cycle covers has been presented in [31, 32]. Specifically, they showed an $\tilde{O}(D)$ -round algorithm that computes a cycle cover collection where each edge e is covered by a cycle of length $\tilde{O}(|C_e|)$, and the total congestion is $\tilde{O}(1)$.

One of the key applications of low-congestion cycle covers is for reliable compilation of distributed algorithms. [30] showed that by computing these cycle covers² in a pre-processing step, one can compile any r -round algorithm \mathcal{A} into an equivalent algorithm \mathcal{A}' in the Byzantine setting. The overhead in the number of rounds is $\tilde{O}(D^4)$ ³. The main limitation of the compiler of [30] is its pre-processing assumption. In this paper we therefore ask:

Can one provide a general Byzantine compiler without any pre-processing assumption?

To address this question, we introduce the notion of Byzantine cycle covers. These cycles have low-congestion, short length, and an additional key property that is crucial for the Byzantine setting: For every non-Byzantine edge e , the cycle collection contains a cycle $C_{e,e'}$ that covers e but avoids the (a-priori unknown) Byzantine edge e' . We give an efficient algorithm for computing Byzantine cycle covers in the presence of a Byzantine edge, and use it as the basic primitive in our compiler.

1.1 Our Contributions

Our main technical contribution is the first round-efficient algorithm for the Byzantine Broadcast problem. We will assume throughout that the nodes have a polynomial estimate on the number of nodes in the graph. (This assumption is quite common even in the context of local distributed graph problems.) We start by considering a relaxation of the Broadcast task which we call the weak Broadcast problem. In the latter task, the goal is to compute for each node u a small set of messages M_u such that the broadcast message m_0 appears in M_u , and in addition, the total number of false messages in $\bigcup_u M_u$ is bounded by a constant. The weak Broadcast algorithm plays a key role in our final Byzantine Broadcast algorithm.

²In fact, [30] designed a more specified cycle collection that covers each edge by two edge disjoint cycles, rather than just one

³Since the cycles are computed in a pre-processing step we can construct them with nearly optimal length and congestion and therefore reduce a $2^{\sqrt{\log n}}$ factor in the round complexity.

Theorem 1. [Weak Byzantine Broadcast] *Given a D -diameter, 2-edge connected graph G and an unknown Byzantine edge e' , there exists a deterministic weak Broadcast protocol that in $O(D)$ rounds delivers a message m_0 from a designated vertex s with the following guarantee. In the output format, each node v holds a set of messages M_v such that $m_0 \in M_v$ and $|\bigcup_v M_v| = O(1)$.*

Interestingly, for the weak Broadcast task it is sufficient for the graph to be two (rather than three) edge connected. Solving the weak Broadcast task already provides an important filtering step that reduces the total congestion in the second phase of our algorithm. In this second phase, nodes exchange messages received in the weak Broadcast phase. A node will accept a message as its final output, only if the message has been received over two distinct paths⁴. This second phase of our Broadcast algorithm bears similarities to the algorithm of Maurer and Tixeul [26]. The main advantage of our algorithm is in its considerably improved round complexity. While the messages of [26] might be *polynomially* large, our key contribution is in providing an algorithm that is adapted to the CONGEST model and runs in $\tilde{O}(D^2)$ rounds. We show:

Theorem 2. [Byzantine Broadcast] *Given a D -diameter, 3-edge connected graph G and an unknown Byzantine edge e' , there exists a randomized Broadcast protocol which delivers a message m_0 from a designated vertex s to all vertices in V within $O(D^2 \log^2 n \log D)$ rounds, with high probability. In addition, at the end of the algorithm, all nodes obtain a linear estimate (upper bound) for the diameter of the graph.*

Note that the requirement that the graph is 3-edge connected is necessary as was shown by Dolev [12]. Using our Broadcast algorithm leads to a Byzantine Leader Election protocol, provided that the nodes have a linear estimate on the diameter of the graph.

Lemma 3. [Byzantine Leader Election] *Assuming a polynomial bound on the number of nodes and a linear upper bound $D' = cD$ on the diameter (for some constant $c \geq 1$), given a 3-edge connected graph $G = (V, E)$, there exists a randomized algorithm that elects a single leader known to all nodes in the graph within $\tilde{O}(D^2)$ rounds with high probability.*

We then turn to consider the design of Byzantine compilers that can simulate every given distributed algorithm in the Byzantine setting. The compilers are based on a new notion of *Byzantine cycle covers*, an extension of low-congestion cycle cover to the Byzantine setting, which can be computed in the presence of a Byzantine edge.

Definition 4 (Byzantine Cycle Covers (BCC)). *For a 3-edge connected graph G and an unknown fixed Byzantine edge e' , a (c, d) -Byzantine Cycle Cover (BCC) for G is a (c, d) cycle cover \mathcal{C} with the following additional property: For every edge $e \neq e'$, there exists a cycle $C \in \mathcal{C}$ that covers e and does not contain e' . In the distributed output format of a BCC algorithm, every node u knows a cycle C_e for each of its incident edges e . In addition, it also knows an $\tilde{O}(1)$ -bit identifier for each of these cycles.*

We assume in this part, that the nodes have a linear estimate on the diameter of the graph. The latter determines the duration of each compilation step. We note however that if the nodes have a designated leader, then this assumption can be removed. That is, the assumption is needed only for the purpose of electing a leader. Our main result in this context is the computation of BCC in the presence of the Byzantine edge, i.e., removing the pre-processing assumption in the compiler of [30].

⁴The two paths are not necessarily disjoint. The only requirement is that the last edge of one path does not appear in the other one.

Lemma 5. [BCC] *Given that all nodes have a polynomial estimate on $n = |V|$, and a linear estimation of the diameter D , For every 3-edge connected graph G of diameter D and fixed Byzantine edge e' , there exists an r -round randomized algorithm that computes a (c, d) BCC w.r.t e' with $r = \hat{O}(D^2)$ and $c, d = \hat{O}(D)$.*

As a result, we get a Byzantine compiler with a round overhead of $\hat{O}(D^3)$ rounds. This improves the round overhead by an $\hat{O}(D)$ factor, compared to the compilers of [30]. The latter, however, handles a stronger adversary in which the identity of the Byzantine edge can alternate in each round. We show:

Lemma 6. (Compiler for Byzantine edge) *Given a 3-edge connected D -diameter graph G , and a (d, c) BCC for G . Then any distributed algorithm \mathcal{A} can be compiled into an equivalent algorithm \mathcal{A}' that is resilient to a one fixed unknown Byzantine edge e' while incurring an overhead of $O(c \cdot d^2)$ in the number of rounds.*

Finally, we consider the Byzantine BFS problem defined as follows. Given a D -diameter, 3-edge connected graph G and a source node s , it is required to either output a BFS tree rooted at s , or alternatively output the identity of the Byzantine edge e' and a BFS tree in $G \setminus \{e'\}$. Note that this dual definition of the output format is necessary for the following reason. In case where the Byzantine edge is honest for the entire BFS computation, one has no choice other than outputting a BFS tree in G . In the remaining case in which the Byzantine edge played in a dishonest manner, the algorithm would reveal its identity and build a reliable BFS tree in $G \setminus \{e'\}$. Using the Byzantine Broadcast protocol as well as our BCC we show:

Lemma 7. [Byzantine BFS] *Given that all nodes have a polynomial estimate on $n = |V|$, for every 3-edge connected graph $G = (V, E)$, and a source node $s \in V$, there exists a randomized algorithm that either computes a BFS tree rooted at s , or else detects the Byzantine edge e' and outputs a BFS tree rooted at s in $G \setminus \{e'\}$. The algorithm runs in $\hat{O}(D^3)$ rounds.*

Note that because the BFS problem has a leader by definition, there is no need to assume here a bound on the diameter. In fact, if the adversary is oblivious to the randomness of the nodes, using the message exchange scheme over the BCC presented in Lemma 44, we can reduce the round complexity in Lemma 7 to $\hat{O}(D^2)$.

Corollary 8. *If the adversary of the Byzantine edge is oblivious to the randomness of the nodes, the Byzantine BFS problem can be solved in $\hat{O}(D^2)$ rounds with high probability.*

We hope that our work will advance the study of round-efficient distributed graph algorithms in the presence of Byzantine edges and nodes. While we set here the basic primitives for Byzantine computation, many intriguing problems are left open. The most interesting open problem concerns the complexity the Byzantine Broadcast problem. The current round complexity of $\tilde{O}(D^2)$ might be explained by the fact that this is the existentially tight bound for the length of two edge disjoint paths between pairs of nodes. We note that our main barrier for obtaining an improved Broadcast algorithm is in solving the *Collective Coin Flipping* problem in which nodes need to agree on a single random bit [5]. Beyond Broadcast, it will be interesting to devise efficient Byzantine computation for many other classical graph problems, e.g., shortest paths, MST, and minimum cut. While our general compiler provides a first-order solution for all these problems, we believe the better bounds might be obtain by taking a white-box approach. Finally, handling multiple Byzantine edges⁵ and nodes are yet another fundamental open ends.

⁵We believe that our framework can be only extended to provide bounds that are exponential in the number of faults t , i.e., $D^{O(t)}$.

1.2 Technical Overview

We start by highlighting concrete challenges in distributed computation that arise by a single Byzantine edge $e' = (v_1, v_2)$.

1.2.1 Key Barriers with Handling a Byzantine Edge

The barriers can be roughly divided into two. The first type of complications comes from the fact that the topology around the Byzantine edge is indistinguishable from that of a reliable one. The second type of complications is due to the possible large congestion that might be formed by the Byzantine edge.

Indistinguishability between Reliable and Non-Reliable Subgraphs. Dolev [12] showed that the 3-edge connectivity of the graph is a necessary condition for guaranteeing the correctness of the computation in the presence of a single Byzantine edge. A natural approach for solving Broadcast is to send the desired message m_0 along the three s - u edge-disjoint paths which are guaranteed to exist for every u . As the Byzantine edge can appear on at most one of these paths, the node u can infer the desired message by a simple majority rule. This approach has a few caveats. First, it assumes the knowledge of three edge-disjoint paths between each node u and s . Currently, even in the fault-free setting, there is no round efficient algorithm that computes these paths. Secondly, even if these paths are known, their length might be as large as $\Omega(D^3)$.

We next note that the Byzantine Broadcast task is involved already in the supposedly simplified case where the nodes are equipped with a spanning tree $T \subseteq G$ of small depth in the graph that is given in a distributed manner. One optional algorithm is to restrict each node to accept messages only from its parent in the tree. This would be indeed a good approach in the restricted case where the Byzantine edge $e' = (v_1, v_2)$ is not in T . When $e' \in T$, there are two subtrees to consider, namely, $T_1 = T(s) \setminus T(v_2)$ and $T_2 = T(v_2)$, obtained by omitting e' from T (Figure 1). The nodes of T_1 hold the right message m_0 , while the nodes of T_2 hold a message $m_1 \neq m_0$. These trees are totally indistinguishable in the eyes of the nodes. To let the nodes in T_2 learn the right message, we must use the cross-edges between T_1 and T_2 , which exist due to the edge connectivity of the graph. Note, however, that these cross-edges might be “badly” positioned. For example, it might be the case that only *one* of the child sub-trees of v_2 has cross-edges to the reliable tree T_1 . This would imply that the path through the reliable cross-edges from a node in T_1 to a node in T_2 might be as long as $\Omega(n)$.

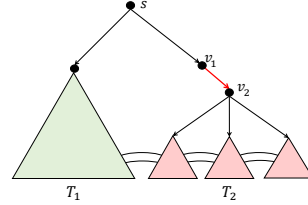


Figure 1: A challenging scenario for tree based computations. Both trees T_1 and T_2 are reliable, but only one of them holds the right message. Shown is a case where only one of the subtrees of the Byzantine edge is connected to the good subtree T_1 that holds the right message.

Congestion and Scheduling. Unless applying some filtering rules on the received messages, a single Byzantine edge might create a large congestion in the graph that ultimately prevents the arrival of the desired message m_0 by some of the nodes within a fixed time bound. To illustrate this

idea, consider the toy example in Figure 2. The node u , a neighbor of the two endpoints of the Byzantine edge is connected to s by a path of length ℓ . The edge e' might send u two distinct false messages from v_1 and v_2 on *every* round. As a result, by the time that u receives the message from s , it already has $\Omega(\ell)$ messages awaiting to be sent to w . Unless some filtering rule is applied, in any r -round algorithm the Byzantine edge might create $2r$ false messages.

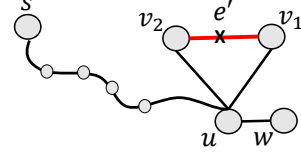


Figure 2: Illustrating large congestion formed at node u by the Byzantine edge.

In the reliable setting, one of the most powerful tools for handling congestion is given by the random delay approach [25, 19]. For a collection of k distributed algorithms, $\mathcal{A}_1, \dots, \mathcal{A}_k$, Ghaffari [19] gave a scheduling scheme for running all these algorithms within $\tilde{O}(\text{congestion} + \text{dilation})$ rounds, where dilation is the largest running time of the individual \mathcal{A}_i algorithm, and congestion is the largest number of messages sent by all algorithms via a single edge in the graph. One of the major barriers for extending the random delay technique to the Byzantine setting is the following. While the random delay approach holds with high probability, after fixing the randomness, one can potentially design specific message patterns that create massive congestion in a given round. Unfortunately, as the Byzantine edge knows the randomness of the algorithm, it might deliberately design such bad patterns. For this reason, in our current algorithms, we usually use the naïve scheduling that implements all algorithms in $O(\text{congestion} \cdot \text{dilation})$ rounds. Alternatively, we show that if the Byzantine adversary is oblivious to the randomness of the algorithm, one can indeed implement the Byzantine scheduling in $\tilde{O}(\text{congestion} + \text{dilation})$ rounds.

1.3 Our Approach for Byzantine Broadcast in a Nutshell

Most existing Byzantine Broadcast algorithms are based on letting the nodes propagate their received messages along with a full description of the paths on which these messages have been received. Sending all the entire path information might lead to an inefficient round complexity (presumably even exponential). Indeed, the knowledge of the paths along which the message have been received is important to guarantee that each node u accepts the message only if it received it through at least two edge disjoint paths. The efficiency of our Broadcast algorithm is based on integrating together two key ideas that allow us to considerably reduce the exchanged path information.

Idea 1: Broadcast via Weak Broadcast. We consider a weaker variant for the Broadcast problem, in which it is required for each node u to output a set M_u that contains the Broadcast message m_0 , plus possibly additional messages. It is then also required that the total number of false messages in $\bigcup_u M_u$ is bounded by some *constant*. The Broadcast algorithm can be then viewed as applying two steps of filtering. The first step, of applying the weak Broadcast, reduces the number of candidate messages to $O(1)$. Note that for this weaker requirement it is sufficient for the graph to be only 2-edge connected rather than 3-edge connected. The second step examines these candidate messages in a more refined manner by exploring the actual paths along which these messages have been received. When a node u accepts a message m_u as its final message, it implicitly implies that u has received this message along two edge disjoint paths.

In the high-level, the weak Broadcast algorithm first lets the source s send the m_0 message as in a standard Broadcast algorithm. Clearly, some of the nodes might receive a message originated

by the Byzantine edge rather than from the source s . During these $O(D)$ rounds, each node u defines its parent $p(u)$ to be the neighbor from which it has received its first message. We show that the union of edges $\bigcup_u \{u, p(u)\} \setminus \{e'\}$ defines a forest with at most three trees. One rooted at s , and the other (potentially) two trees are rooted at the endpoints of the Byzantine edge v_1 and v_2 . Our algorithm has two key steps. The first lets the nodes exchange information along their cross-edges, namely, the non-tree edges. In the second, the information exchanged along the cross-edges is propagated up to the root. The main novelty of our algorithm is in defining a collection of *priority rules* for the messages sent over the trees. Specifically, the algorithm is designed in a way that explicitly guarantees that the total number of false accepted messages in $\bigcup_u M_u$ is constant. Our main efforts go into showing that despite this massive filtering, thanks to our priority system, the correct message m_0 is unmissed by none of the nodes. Finally, we note that our weak Broadcast algorithm runs in optimal time of $O(D)$ rounds, and unlike most of the algorithms presented in this paper, it is also deterministic⁶.

Idea 2: Fault-Tolerant Sampling. The underlying objective in many of our algorithms is to exchange messages over reliable communication channels, free of the Byzantine edge e' . Towards that goal, we employ a known sampling method, originally inspired by the color-coding technique of [1]. This method have been mostly applied in the context of fault tolerant spanners and data structures [11, 40], and recently also for distributed cut computation [28]. The basic idea is to oversample edges to act as a faulty-edge and compute the standard (non-fault tolerant) solution on what remains. This allows us to satisfy pairs of vertices (e.g., having short paths between them that avoid their forbidden edges) with a single iteration of the generic algorithm. This sampling is then repeated for several iterations so that all pairs get satisfied with high probability.

In the very high level, our sampling based algorithms have several iterations where each iteration i defines a random subgraph G_i that includes each edge in G independently with probability $p = (1 - 1/D)$. The key observation is that since the graph is 3-edge connected, for every node u there is an s - u path in $G \setminus \{e'\}$ of length $O(D)$. The iteration i is then said to be *good* for the node u if two events occur simultaneously: (i) the entire s - u shortest path in $G \setminus \{e'\}$ is in G_i and (ii) the Byzantine edge e' is not in G_i . It is easy to see that the probability that G_i is good is $\Omega(1/D)$. Intuitively, in good iterations, the node u can successfully receive the message m_0 from s . Repeating this procedure for $O(D \log n)$ iterations guarantees the existence of at least one good iteration for every node.

Note that in the Byzantine setting, already the implementation of the edge sampling (i.e., which defines the G_i subgraph) is nontrivial. How can the endpoints of an edge (u, v) sample their edge in a consistent manner? This is unclear as the Byzantine edge e' might always lie to its endpoints, leading to a situation in which it mistakenly participates in all the G_i subgraphs. One option to mitigate this challenge is by reducing the sampling probability. This, however, in our setting, leads to an extra D factor in the running time of the algorithms. We therefore handle this by two different approaches. In the context of the Broadcast algorithm, we show that the sampling can be applied in a *directional* manner, i.e., each node only sample the set of its *incoming* neighbors on which it receive messages⁷. For the purpose of computing the Byzantine cycle covers, as will be explained next, we dramatically reduce the amount of randomness required for

⁶Using the derandomization tools for sampling of [28] we can modify the presented algorithms to be deterministic while paying a factor of $O(D)$ in the round complexity.

⁷For the Broadcast algorithm the notion of a good iteration is defined in a more refined manner, which actually allows the participation of the Byzantine edge.

this procedure which allows us to efficiently implement the sampling in the Byzantine setting without any loss in the round complexity.

1.4 Byzantine Cycle Covers and Compilers

The construction of the Byzantine cycle cover is also based on the fault tolerant sampling approach. We will be using the Byzantine Broadcast and Leader Election algorithms of Theorem 2 and Lemma 3. The high level idea is to apply the distributed cycle cover algorithm \mathcal{A} of [31] (which works in the standard reliable setting) on the sampled subgraphs G_i obtained by fault tolerant sampling technique. More specifically, the algorithm has $\ell = \tilde{O}(D)$ iterations $i \in \{1, \dots, \ell\}$ in which it defines a sampled subgraph G_i and applies the cycle cover algorithm on G_i . By setting the sampling probability to $1 - 1/D$, w.h.p., each edge e has an iteration in which e' is not sampled into G_i , but a short cycle covering e in $G \setminus \{e'\}$ is sampled to G_i . As a result, the algorithm \mathcal{A} will cover e by a short cycle that is free from e' . The algorithm itself is more involved since the definition of Byzantine cycle cover also requires to cover the Byzantine edge e' . In addition, the output of the Byzantine cycle cover algorithm should contain only legal cycles. These two restrictions pose some technical barriers as the Byzantine edge is sampled in *most* of the iterations, and it is hard to obtain any guarantee on the computed cycles in those iterations. E.g., the computed cycles in the presence of this edge might be corrupted in various manners, and suffer from large congestion. We handle this by designing a verification procedure that inspects the validity of the output cycles after each iteration. We next highlight the key new ideas needed for the computation of the Byzantine cycle covers, and the final compilation.

Step (I): derandomization of the sampling procedure. We provide a new derandomization scheme for the fault tolerant sampling technique that can implement the sampling using a short seed of just $\tilde{O}(1)$ bits. By using our Byzantine Leader Election and Broadcast algorithms, this seed can be sent to all nodes in $\tilde{O}(D^2)$ rounds. The derandomization is based on two key steps. We first show that each iteration of the sampling procedure can be implemented with a seed of length $O(\log n \cdot (\log \log n)^3)$. This is based on noting that the desired events of a good iteration can be expressed as a read-once CNF formula. We follow the approach of Parter and Yogev in [29], and use the PRGs by Gopalan [20] that provides short seed which can fool these CNF formulas. Since our algorithm applies $\tilde{O}(D)$ iterations, the PRG tool reduces the seed to $\tilde{O}(D)$ bits. In the second step, we reduce the seed length even further by noting that it is sufficient for the sampling events of different iterations to be only $O(\log n)$ -wise independent. By using known hash families for bounded independence and combine it with the PRG scheme of Gopalan [20], the seed length is reduced to $\tilde{O}(1)$ bits.

Using this shared seed, every node u can decide in a given iteration i which of its incident edges belong to G_i . Importantly, this decision is consistent between the two edge endpoints, without any direct communication. As the fault tolerant sampling technique has a wide range of algorithmic applications, we believe that this derandomization technique might be of independent interest. Finally note that recently [28] also designed a deterministic algorithm for the sampling technique that is based on independent tools. The derandomization of [28] looses a factor of $O(D)$ in the running time, and therefore we did not implement it in the current setting. Our derandomization, on the other hand, reduces the length of the random seed to $\tilde{O}(1)$ bits without any loss in the efficiency.

Step (ii) BCC computation given a short seed. At this point all nodes share a small seed which defines the desired sampled subgraphs G_1, \dots, G_ℓ in each iteration $i = 1, \dots, \ell$ of the algorithm. Note, however, that as most of these sampled subgraphs contain the Byzantine edge, the output of the cycle cover algorithm \mathcal{A} might be invalid in those iterations. We therefore design a *cycle verification procedure*, applied after each application of the cycle cover algorithm. This verification procedure allows all node to eliminate bogus cycles (e.g., long cycles, partial cycles or cycles with a large overlap). Another barrier that one has to overcome concerns the covering of the Byzantine edge e' itself. Since our success guarantee is based on iterations i for which $e' \notin G_i$, it is a-priori unclear how to cover the edge $e' = (v_1, v_2)$. Note that covering this edge is crucial for our compiler, as the original algorithm which we compile might indeed exchange messages between v_1 and v_2 . We handle this challenge by showing that thanks to our cycle verification procedure, at the end, there might be at most *one* uncovered edge, and moreover, this edge must be the Byzantine edge. To cover this last edge, we simply compute a short v_1 - v_2 path in the graph $G \setminus \{e'\}$.

Step (iii): Compilation. The compiler simulates each round of a given distributed algorithm \mathcal{A} in a round by round manner. Each round is simulated by exchanging messages along the cycles of the Byzantine cycle cover. Interestingly, unlike [30], we use the special properties of the BCC to deduce the original messages without requiring each edge to be covered by two-edge disjoint cycles. This more refined scheme leads to an $\hat{O}(D)$ -factor of improvement in the overhead of our compiler, compared to that of [30]. In the high level, upon exchanging the messages between u and v on their cycles, every node v decides the identity of the correct message from u , in the following manner. In case where all the messages received from u through the cycles covering (u, v) are the same, the node v considers this message as the correct one. Otherwise, it believes to the message received through the direct (u, v) edge. The correctness follows immediately by noting that the BCC algorithm covers edge (u, v) by at least one reliable cycle.

Preliminaries. For a graph $G = (V, E)$, a subgraph G' and nodes $u, v \in V(G')$, let $\pi(u, v, G')$ be the unique u - v shortest path in G' where shortest-path ties are decided in a consistent manner. Let $N(u, G)$ be the neighbors of node u in the graph G . When the graph G is clear from the context we may omit it and write $N(u)$. For a path $P = [u_1, \dots, u_k]$ and an edge $e = (u_k, v)$, let $P \circ e$ denote the path obtained by concatenating e to P . In the round complexity computation of the different algorithms, the term $\tilde{O}(\cdot)$ hides poly-logarithmic factors in the number of nodes n , and the term $\hat{O}(\cdot)$ hides a factor of $2^{O(\sqrt{\log n})}$. In all presented algorithms we assume simultaneous wake-up. We note that the Byzantine Broadcast algorithm can easily be modified in order to operate correctly without this assumption.

2 Byzantine Broadcast

In this section, we prove Theorem 2. In order to solve the Broadcast problem, we take a two step approach. First, we apply a weak Broadcast procedure that roughly speaking computes for each node v a small set of candidate messages M_v . The set M_v is guaranteed to contain m_0 , but potentially, include few other messages $m' \neq m_0$. At this point, the nodes cannot tell which of the messages in M_v is the correct one. In the second step, we apply the key part of the Byzantine Broadcast procedure which allows each node to detect the right message m_0 .

Throughout our algorithm description, we assume that the nodes have an estimate $c \cdot D$ on the diameter D of the graph, for some constant $c > 1$. Then, in Section 2.3, we show how this assumption can be removed.

2.1 Weak Broadcast with a Byzantine Edge

We begin with providing an algorithm for a weaker variant of the problem where we allow each vertex to receive additional constant number of false messages. In this section we prove of Theorem 1.

Definition 9 (Weak Broadcast). *In the weak Broadcast problem, given is a two-edge connected graph $G = (V, E)$ and a designated vertex s holding an initial message m_0 . The goal is for all nodes in the network to receive a copy of m^* , and potentially a few other messages. In the output format of the problem, each node v holds at the end of the algorithm a set of messages M_v , that satisfies the following: (i) $m_0 \in M_v$ for every v , and (ii) $|\bigcup_{v \in V} M_v| = O(1)$.*

Note that for the purpose of the weak Broadcast, it is sufficient for the graph to be only two-edge connected. It is only in the Broadcast algorithm that we need the graph to be three-edge connected. We begin with presenting the algorithm, and then analyze its correctness. As we will see, the algorithm is designed in a way that *forces* property (ii) to hold by restricting the number of distinct messages received over a given edge. The key challenge will be to show that this restriction does not prevent the nodes from receiving the correct message m_0 .

2.1.1 The Weak Broadcast Algorithm

The algorithm consists of four steps to be repeated twice. After the first repetition, each node v will have a set $M_{1,v}$ of at most three messages. After the second repetition, it will have an additional set $M_{2,v}$ with at most two additional messages. The final output M_v will be the union of these two sets. The guarantee would be that $m_0 \in M_v$ and $|\bigcup_v M_v| = O(1)$. Each of the four steps consists of at most $5D$ rounds. Throughout the algorithm if a node receives an illegal message, or a message that is different than the messages expected in the current step, it is ignored.

Step 1: Partial Broadcast, Learning Parents and Children. The phase starts by letting s send its message m_0 to all its neighbors. In every subsequent round, any node u upon receiving the *first* message, say m' , from a neighbor v does the following: (1) sets $m_u = m'$, (2) defines v as its parent $p(u)$ and (3) sends an acknowledgment message to its parent v in the next round. The latter allows v to learn its children (at least in the reliable setting). In addition to the message propagation, the nodes also send in this step the path information along which this message has been received.

To be able to send this path information in a pipeline manner, the edges of the paths are sent in a reversed order. That is, in the next round after receiving m_u , the node u sends the message m_u to all its neighbors along with the last edge on this path $(p(u), u)$. To prevent the Byzantine edge from sending additional faulty messages during the rounds in which the path information is being sent, every node u upon receiving its first message in round t_u , treats all additional messages arriving from $p(u)$ in the subsequent rounds $t_u + 1, \dots, t_u + 2D$ as messages that specify the edges of the path P_u . Any other message sent by a neighbor $v' \neq p(u)$, will be ignored by u . At the end of the first phase, every node u holds a message m_u , a path P_u , a

parent $p(u)$, and a list of its children $Ch(u)$. Observe that the information $Ch(u)$ and P_u might be corrupted.

Step 2: Exchanging Messages on Cross-Edges. Using the child set $Ch(u)$, the node u defines the *cross-edges* to be the edges (u, v) satisfying $v \neq p(u)$ and $v \notin Ch(u)$. Let $N'(u) = \{v \in N(u) \mid v \notin Ch(u) \cup \{p(u)\}\}$ be the neighbors of u on its cross-edges. Note that the Byzantine edge e' might be mistakenly defined as a cross-edge by one of its endpoints, or mistakenly not treated as one.

Next, the endpoints of every cross-edge (u, v) exchange the $O(D)$ -bit messages (m_u, P_u) and (m_v, P_v) . This can be done in $O(D)$ rounds. Any message received on a non-cross edge is ignored. Each node u will keep two sets of information, M'_u and \mathcal{L}_u based on the messages received from the set of its cross-edge neighbors $N'(u)$. The set $M'_u = \{m_v \mid m_v \neq m_u, v \in N'(u)\}$ simply contains all the messages that are distinct from m_u . \mathcal{L}_u is the set of nodes

$$\mathcal{L}_u = \{L(u, v) \mid L(u, v) = L(v, u) \text{ and } m_v = m_u, v \in N'(u)\},$$

where $L(u, v)$ is defined as the closest node to u in $P_u \cap P_v$ on the path P_u . Since the nodes u, v exchange the paths P_u, P_v , the node u can locally compute both $L(u, v)$ and $L(v, u)$ and therefore also the set \mathcal{L}_u .

Step 3: Upcast. The goal of this step is to upcast the different messages received in Step 2 over the edges $F = \bigcup_u \{(u, p(u))\}$. This will also allow each node u to compute an estimate ℓ_u for the upmost node in P_u that received m_u .

Step 3 works from the leaf nodes up to the root. Specifically, a node u is considered to be a leaf if $Ch(u) = \emptyset$. Let $V_i = \{u \mid |P_u| = i\}$. The third step has $2D$ phases. In phase i , every node $u \in V_{2D-i}$ sends its parent $p(u)$ a message of the following format $\langle \ell_u, m_1, m_2 \rangle$ where ℓ_u is a node on P_u that is carefully computed, and $m_1, m_2 \neq m_u$ are messages selected from the set of messages that u received so-far (i.e., from its children and cross-edges). The content of this message is computed by u in the following manner. Let $m(v, u) = \langle \ell_v, m_{v,1}, m_{v,2} \rangle$ be the message u received from v in phase $i - 1$. Define

$$\mathcal{L}'_u = \{\ell_v \mid \exists v \in Ch(u), m(v, u) = \langle \ell_v, m_{v,1}, m_{v,2} \rangle, \ell_v \in P_u \text{ and } v \notin P_u[u, \ell_v]\}^8.$$

The node ℓ_u is then defined as the far-most node from u on the path P_u that belongs to the set $\mathcal{L}'_u \cup \mathcal{L}_u$. In the case where $\mathcal{L}'_u \cup \mathcal{L}_u = \emptyset$, let $\ell_u = u$. Intuitively, ℓ_u provides an indication for the up-most node w on P_u such that $m_w = m_u$. The additional messages m_1, m_2 are defined based on the following priority: (I1) messages of M'_u , i.e., that were received in Step 2 via a cross-edge; (I2) a single message received by two different children (I3) a pair of distinct messages, each received by a distinct child; (I4) all messages u received in Steps 2,3 in the case where u received at most two additional messages distinct from m_u . In the case where u received at most one additional message, it might be that m_2 and perhaps also m_1 are empty.

⁸The event where $v \in P_u[\ell_v, u]$ indicates a corrupted situation and therefore should be omitted in the calculation of \mathcal{L}'_u .

Step 4: Downcast and Acceptance. The final step propagates messages from the root down to the leaf nodes. It will again have $2D$ phases, where in phase i each node $u \in V_i$ has to make a decision regarding which messages to include in the set $M_{1,u}$. It will then send its children all the messages in $M_{1,u} \setminus \{m_u\}$. The set $M_{1,u}$ contains the message m_u plus at most two additional messages that are selected based on the following priority:

- (I5) a message $m' \neq m_u$ received from two *different* neighbors in Steps 2,3. Including the messages received from cross-edges and children.
- (I6) a message m' received from a single child and $\ell_u = u$. If more than two messages meet this condition, u prefers to include in $M_{1,u}$ two messages from two *different* children.
- (I7) a message m' received from its parent and $\ell_u \neq u$.
- (I8) In case u received at most two distinct messages $m_1, m_2 \neq m_u$ in Steps 2-4, u adds m_1, m_2 to $M_{1,u}$.

In the analysis, we show that the total number of different messages over all nodes in the graph is bounded by a constant.

A Slight Modification for the Second Repetition. In the second repetition of Steps 2 to 4, we apply the following small adaptations. In Step 2, each node u sends the messages $M_{1,u} \setminus \{m_u\}$ over all its cross-edges. In particular, at this point there is no need to send the path information and the algorithm will use the same ℓ_u values computed in the first application. Then, in Step 4, the nodes add the messages to the set $M_{2,u}$ rather than $M_{1,u}$. The final output set M_u is the union of $M_{1,u}$ and $M_{2,u}$.

2.1.2 Analysis

We next prove the correctness of the algorithm. Denote the Byzantine edge by $e' = (v_1, v_2)$, and let m_0 be the message the source node s sent during the first step. Since the graph is 3-edge connected, after at most $2D$ rounds every node v receives a message m' and defines the values m_v and $p(v)$. We begin by bounding the number of false messages sent throughout the algorithm.

Claim 10. *The total number of different messages m' sent throughout the algorithm is at most 10.*

Proof. Every message $m' \neq m_0$ sent throughout the algorithm is originated at the Byzantine edge e' and thus it is sent through either v_1 or v_2 . Therefore, it is sufficient to bound the number of false messages $m' \neq m_0$ the Byzantine edge sends (and which are not ignored).

During the first step, because each vertex stores and forwards only *one* message, e' might create at most two false messages, one at v_1 , and one at v_2 . In addition, at the end of Step 1 the nodes v_1 and v_2 either considers e' as a cross-edge, an edge to a parent or an edge connected to a child. From now on, the role of the edge e' in the eyes of v_1 and v_2 is *fixed* throughout both applications of Steps 2-4. In the first application, the number of distinct messages a node receives through a cross-edge is one and the number of distinct messages a node receives over an edge connected to a child or a parent is bounded by two. If v_1 or v_2 receives more than two different messages through e' , the number of messages is different than the expected number in that step and therefore the messages are ignored. Regarding the second application, for a node v the set $M_{1,v}$ consists of m_v and at most two additional messages, therefore the number of different messages sent through an edge (that are not ignored) is also bounded by two. Hence,

we conclude that during both applications of Steps 2-4, e' can send at most 4 different messages to each endpoint. Thus, together with the first step the total number of false messages sent throughout the algorithm, that are not ignored, is bounded by 10. \square

We are left to show that for every node $v \in V$ it holds that $m_0 \in M_v$. Consider the set of edges $\{(v, p(v)) \mid v \in V\}$ defined in the first step. We note that when omitting the Byzantine edge e' , these set of edges form a forest with at most three trees.

Observation 11. Let $E' = \{(v, p(v)) : v \in V\} \setminus \{e'\}$. Then $F = (V, E')$ is a forest with at most three trees rooted at either s , v_1 or v_2 .

Proof. Since all edges in $E \setminus \{e'\}$ are reliable, every message a vertex v received and stored in the first step originates either at s , v_1 or v_2 . Due to the definition of the first step and the fact that each vertex defines a single parent, all nodes that received a message that originates at s together with the edges in E' forms a tree. Similarly, the vertices that received a message that originates at v_i , $i \in \{1, 2\}$ together with E' forms a tree as well. \square

Next we divide the analysis into three cases depending of the topology of $F = (V, E')$.

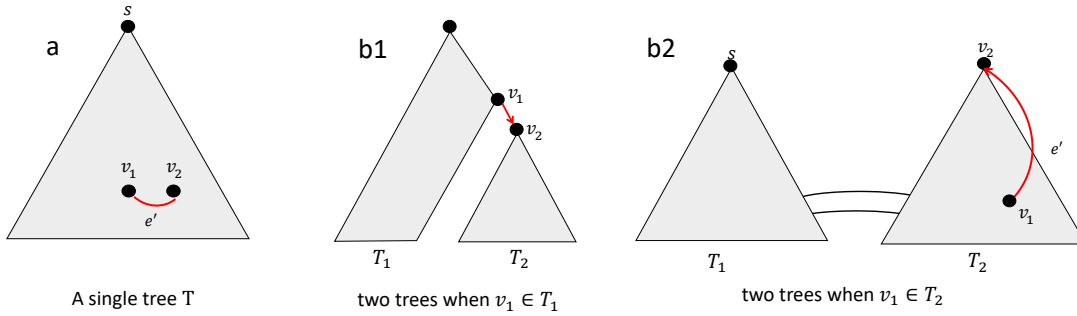


Figure 3: Left: F has a single tree rooted at the source node s . Right: F has two trees.

Case 1: $F = (V, E')$ is Connected. Since $e' \notin E'$, and F is a tree we have that both edges $(v_1, p(v_1))$ and $(v_2, p(v_2))$ differ from e' . For an illustration see Figure 3(a). We therefore have that neither v_1 nor v_2 stores a message sent through the Byzantine edge in the first step. Hence, we conclude that $m_u = m_0$ for every $u \in V$. Recall that $m_u \in M_{1,u} \subseteq M_u$ and the claim follows.

Case 2: $F = (V, E')$ Has Two Trees T_1 and T_2 . Let T_1 be the tree rooted at s and w.l.o.g assume that the tree T_2 is rooted at v_2 . Thus, we can conclude that $p(v_2) = v_1$ where v_1 is either in T_1 or T_2 , see Figure 3(b). If during Step 1 every node $v \in V$ sets $m_v = m_0$, then according to Step 4 $m_0 \in M_{1,v} \subseteq M_v$. Otherwise, v_2 received a message $m_1 \neq m_0$ over the edge e' during the first step. Since all edges in E' are reliable, we conclude that all vertices in T_2 also received and stored m_1 in Step 1. We first claim that v_2 receives the message m_0 during Steps 2 and 3.

Claim 12. v_2 receives m_0 either through a cross-edge in Step 2 or from at least one child in Step 3.

Proof of Claim 12. First note that since G is 3-edge connected, there exists a node $u \in V(T_2)$ that received m_0 in Step 2 over a cross-edge. If v_2 receives m_0 over a cross-edge in Step 2, $m_0 \in M'(v_2)$ and the claim follows. Otherwise, we consider the following two cases.

- Assume $v_1 \in T_1$ (Figure 3(b1)). Because $p(v_2) = v_1$ and $v_1 \notin T_2$, for every $u \in V(T_2)$ its cross-edges to $N'(u)$ as well its edges to its children $Ch(u)$ are reliable. Hence, we conclude that the only messages sent to $u \in V(T_2)$ in Steps 2,3 are m_0 and m_1 . Therefore because the edges of the tree T_2 are reliable, the root v_2 receives the message m_0 in Step 3 from a node $w \in Ch(v_2)$ due to priority (I4).
- Assume $v_1 \in T_2$ (Figure 3(b2)). In case v_1 considers $e' = (v_1, v_2)$ as a cross-edge, v_1 can receive in Step 2 at most one false message m_2 . Hence, the only messages received by vertices in $V(T_2)$ in Step 2 are m_0 and m_2 . Since all tree edges in T_2 are reliable, we conclude that v_2 receives the message m_0 in Step 3 due to priority (I4).

Next we assume that v_1 views the node v_2 as a child i.e. $v_2 \in Ch(v_1)$. During Step 3, v_1 can receive at most two false messages m_2, m_3 over the edge e' (other messages will be ignored). Consider the T_2 -path from v_1 to the root v_2 denoted by $\pi(v_1, v_2, T_2)$. Note that in Step 3 the false messages m_2 and m_3 can be sent only over the edges of the path $\pi(v_1, v_2, T_2)$. Hence the messages m_2 and m_3 does not meet priorities (I1) and (I2). In case v_2 receives m_0 from a child $u \notin \pi(v_1, v_2, T_2)$ due to priority (I3) the claim follows.

For the remaining case where v_2 did not receive m_0 from a child $u \notin \pi(v_1, v_2, T_2)$, we show that there exists a vertex $w \in \pi(v_1, v_2, T_2)$ that sends $p(w)$ the message m_0 in Step 3 and therefore v_2 receives m_0 over the path $\pi(v_1, v_2, T_2)$, see Figure 4. Let $w \in \pi(v_1, v_2, T_2)$ be the *closest* vertex to v_1 with a vertex $u \in T(w)$ such that $m_0 \in M'_u$, where $T(w)$ is the sub-tree rooted at w . In particular, u is a node in T_2 with a cross-edge to T_1 . Note that because T_2 is connected to T_1 via a reliable cross-edge, there exists such a vertex w . Since all edges except e' are reliable, and w is chosen to be the closest such vertex to v_1 , we can conclude that w received the message m_0 from a neighbor $u' \notin \pi(v_1, v_2, T_2)$ (see Figure 4). Hence, by priorities (I1,I2) w sends m_0 to $p(w) \in \pi(v_1, v_2, T_2)$ in the third step. Since the false messages m_2, m_3 can be sent from v only through the reliable path $\pi(v_1, v_2, T_2)$, we conclude that v_2 will receive m_0 through the path $\pi(v_1, v_2, T_2)$ in Step 3.

□

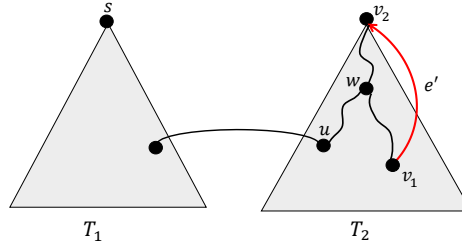


Figure 4: Illustration of the case where $v_2 \in Ch(v_1)$ in the proof of Claim 12.

Before we show that every $u \in V(T_2)$ adds m_0 to $M_{1,u}$ in Step 4, we prove the following auxiliary claim.

Claim 13. *At the end of Step 3 it holds that $\ell_{v_2} = v_2$.*

Proof of Claim 13. First recall that $\forall u \in V(T_2)$ it holds that $m_u = m_1$ and $\forall u \notin V(T_2), m_u = m_0$. We next claim that for every node $u \in V(T_2)$ the set $\mathcal{L}_u \subseteq \pi(v_2, u, T_2)$. For every reliable cross-edge between $u \in V(T_2)$ and a neighbor $w \in N'(u)$ such that $m_w = m_1$, it holds that $w \in V(T_2)$. Hence, by definition $L(u, w) = L(w, u) \in \pi(v_2, u, T_2)$. In case where $v_1 \in V(T_2)$ and v_1 considers the edge $e' = (v_1, v_2)$ as a cross-edge, since $v_2 \in P_{v_2} \cap P_{v_1}$ either $L(v_1, v_2) = v_2$ or $L(v_1, v_2) \neq L(v_2, v_1)$ and therefore $L(v_1, v_2) \notin \mathcal{L}_{v_1}$.

We now also show that $\mathcal{L}'_u \subseteq \pi(v_2, u, T_2)$ for every $u \in V(T_2)$. In case where either $v_1 \notin V(T_2)$ or $v_2 \notin Ch(v_1)$, all edges between a node $u \in V(T_2)$ to a child $w \in Ch(u)$ are reliable. Hence, because $\forall w \in V(T_2), \mathcal{L}_w \subseteq \pi(v_2, w, T_2)$ we conclude that $\mathcal{L}'_u \subseteq \pi(v_2, u, T_2)$ as well. In case $v_1 \in V(T_2)$ and $v_2 \in Ch(v_1)$, let $\langle \ell_{v_2}, m_{v_2,1}, m_{v_2,2} \rangle$ be the faulty message v_1 received over the edge e' . If the node ℓ_{v_2} that was sent through the edge e' is not in P_{v_1} , the message is illegal and v_1 ignores it. Otherwise, if $\ell_{v_2} \notin \pi(v_2, v_1, T_2)$, then $v_2 \in P_{v_1}[v_1, \ell_{v_2}]$ and by the definition of \mathcal{L}'_{v_1} , $\ell_{v_2} \notin \mathcal{L}'_{v_1}$. Hence we conclude that $\mathcal{L}'_{v_1} \subseteq \pi(v_2, v_1, T_2)$. Since all other edges are reliable, for every $u \in V(T_2)$ it holds that $\mathcal{L}'_u \subseteq \pi(v_2, u, T_2)$ in this case as well.

As for v_2 , note that because $p(v_2) = v_1$ all its cross-edges and edges to its children $Ch(v_2)$ are reliable. Because every vertex u with $m_u = m_1$ is in the tree T_2 , it holds that $\mathcal{L}_{v_2} = \emptyset$. In addition, for $u \in Ch(v_2)$ since $\mathcal{L}_u \cup \mathcal{L}'_u \subseteq \pi(v_2, u, T_2)$, either $\ell_u = v_2$ or $\ell_u = u$. If $\ell_u = u$ and $u \notin P_{v_2}$ it is ignored. In case $\ell_u = u$ and $u \in P_{v_2}$, then $u \in P_{v_2}[v_2, \ell_u]$ and therefore it is ignored as well. Hence, we conclude that $\mathcal{L}_{v_2} \subseteq \{v_2\}$ and $\ell_{v_2} = v_2$. \square

We next show that every $u \in V(T_2)$ adds m_0 to $M_{1,u}$ in Step 4 of the first application. Since $M_{1,u} \subseteq M_u$, this completes the proof of Case 2.

Claim 14. *For every $u \in V(T_2)$ it holds that $m_0 \in M_{1,u}$.*

Proof of Claim 14. We first claim that for every node $u \in V(T_2)$ and a message $m' \neq m_0$ received in Step 2 or Step 3, m' was received from a *single* neighbor and therefore does not meet the condition of priority (I5). Moreover, we will see that all false messages $m' \neq m_0$ received by u in Steps 2,3 were received from *the same* node. For $u \in V(T_2)$ consider a false message $m' \neq m_0$ received by u in Steps 2,3 either over a cross-edge or from a child. Hence, m' was sent over the edge $e' = (v_1, v_2)$ to v_1 (either in Step 2 or Step 3) and then v_1 upcast m' to u over the path $\pi(v_1, u, T_2)$. Therefore all the false messages received at u in Steps 2,3 are received through the same path.

Next we prove the claim by induction on the distance i from the root v_2 . For the base of the induction $i = 0$, if v_2 received m_0 from two different neighbors, by priority (I5) $m_0 \in M_{1,v_2}$. Otherwise, by Claim 12 v_2 receives m_0 in Step 3. In addition, by Claim 13 it holds that $v_2 = \ell_{v_2}$. Since all false messages are received from a *single* neighbor, due to priority (I6) $m_0 \in M_{1,v_2}$.

Assume the claim holds for all vertices in $V(T_2)$ at distance i from v_2 and consider a node $v \in V(T_2)$ at distance $i + 1$ from v_2 . By the induction assumption for the node $p(v)$ it holds that $m_0 \in M_{1,p(v)}$, and therefore v receives m_0 from $p(v)$ in Step 4. If v receives m_0 from two neighbors $w_1, w_2 \neq p(v)$, by priority (I5) $m_0 \in M_{1,v}$ (recall that all false messages does not meet this condition).

We next show that if v did not receive m_0 in Steps 2,3 $\ell_v \neq v$. Hence, in this case no false message will meet the condition of priority (I6), and due to priority (I7) v will add m_0 to $M_{1,v}$. Since the graph is 3-edge connected, there exists a vertex w in the sub-tree rooted at v denoted as

$T(v)$ with a reliable cross-edge connected to a vertex $w_1 \notin V(T_v)$. If $w_1 \in V(T_1)$ then w receives m_0 in Step 2, and due to priority (I1) w also sent m_0 to $p(w)$. Since all messages $m' \neq m_0$ received by any node $u \in V(T_2)$ in Step 3 are received through the same path $\pi(v_1, u, T_2)$, they do not meet the condition of priority (I2). Hence due to priorities (I3,I4) v should have received m_0 from a neighbor in $Ch(v)$. We conclude that $w_1 \in V(T_2) \setminus V(T(v))$ and $L(w_1, w) \in P_v[p(v), v_2]$. Thus, $\ell_w \in P_v[p(v), v_2]$ and since $w \in T(v)$ and all edges in $T(v)$ are reliable, $\ell_v \neq v$.

We are left to show that in case v received m_0 in Steps 2,3 from a single vertex, v will also add m_0 to $M_{1,v}$. If $\ell_v = v$, because all false messages are received from *the same* single neighbor, v will add m_0 to $M_{1,v}$ by priority (I6). Otherwise, $\ell_v \neq v$ and due to priority (I7) and the induction assumption, $m_0 \in M_{1,v}$ in this case as well. \square

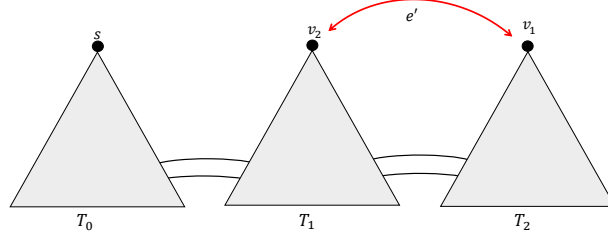


Figure 5: Illustration of case 3 where $F = (E', V)$ has three trees.

Case 3: $F = (V, E')$ Has Three Trees T_0, T_1 and T_2 . Let T_0 be the tree rooted at s and let T_i be the tree rooted at v_i for $i \in \{1, 2\}$. Hence, v_1 and v_2 received the messages m_{v_1}, m_{v_2} through the edge e' and therefore $v_1 = p(v_2), v_2 = p(v_1)$. See Figure 5 for an illustration. First note that for every node $u \in V(T_0)$ it holds that $m_u = m_0$ and therefore $m_0 \in M_{1,u}$. As for T_1 and T_2 , for every node $u \in V(T_i)$ the message m_u originates at the root v_i . Denote the message m_{v_1} by m_1 and m_{v_2} by m_2 . We observe that since $p(v_1) = v_2$ and $p(v_2) = v_1$ no vertex $v \in V$ considers e' as neither a cross-edge nor an edge to a child in $Ch(v)$ (see Figure 5). Hence, all cross-edges as well as edges from a node w to a node $u \in Ch(w)$ are reliable.

Observation 15. For every $w \in V$ all edges between w and a node $u \in Ch(w)$ as well as the cross-edges between w and a node $u \in N'(w)$ are reliable.

We begin with the following auxiliary claim.

Claim 16. For $i \in \{1, 2\}$ if $m_i \neq m_0$, then $\ell(v_i) = v_i$.

Proof of Claim 16. Without loss of generality assume $i = 1$. We will show that for every $v \in V(T_1)$ with a cross-edge to a node $w \in N'(v)$ such that $m_v = m_w = m_1$ either $L(u, w) \neq L(w, u)$ or $L(u, w) = L(w, u) \in \pi(v_1, v, T_1)$. By Observation 15, we could then deduce that $\forall v \in V(T_1)$ it holds that $\mathcal{L}_v \cup \mathcal{L}'_v \subseteq \pi(v_1, v, T_1)$ and therefore $\ell_{v_1} = v_1$. Let $v \in V(T_1)$ be a node with a cross-edge to $w \in N'(v)$ such that $m_v = m_w = m_1$. Since $m_1 \neq m_0$ and the cross-edge (v, w) is reliable, either $w \in V(T_1)$ or $w \in T(V_2)$. If $w \in V(T_1)$ because all tree edges in T_1 are reliable, $L(u, w) = L(w, u) \in \pi(v_1, v, T_1)$. In case $w \in V(T_2)$ and $m_w = m_2 = m_1$, it holds that $P_w[w, v_2] \cap P_u[u, v_1] = \emptyset$. In addition, since $v_1 = p(v_2)$ and $v_2 = p(v_1)$ we conclude that $L(u, w) = v_1$ while $L(w, u) = v_2$. \square

For every $i \in \{1, 2\}$ we show that if there exists a node $u_1 \in V(T_i)$ with a cross-edge to a node $u_2 \in V(T_0)$, for every node $u \in V(T_1)$, the message m_0 is added to $M_{1,u}$ during the first application of Step 4.

Claim 17. *If there exists a vertex $w \in V(T_i)$ with a cross-edge to a neighbor $w' \in V(T_0)$, then $\forall u \in V(T_i)$ it holds that $m_0 \in M_{1,u}$. Moreover, $M_{1,u} = M_{1,v_1}$ for every $u \in V(T_i)$.*

Proof of Claim 17. Without loss of generality assume $i = 1$. We begin with showing that m_0 is in M_{1,v_1} . We also show that if there exists a cross-edge between $V(T_1)$ and $V(T_2)$ and $m_1 \neq m_2$ then $m_2 \in M_{1,v_1}$. By Observation 15, it holds that for every node $u \in V(T_1)$ the only messages u can receive during Steps 2,3 are m_0 and m_2 . Moreover, since there exists a vertex $w \in V(T_1)$ with a cross-edge to a neighbor in $V(T_0)$, v_1 receives m_0 by the end of Step 3. If there exists a cross-edge between $V(T_1)$ and $V(T_2)$ then v_1 also receives m_2 in the same manner. Due to Claim 16, $\ell_{v_1} = v_1$ and by priorities (I5,I6) we conclude that $m_0 \in M_{1,v_1}$. If $V(T_1)$ and $V(T_2)$ are connected via a cross-edge, it also holds that $m_2 \in M_{1,v_1}$ in the same manner.

We next show by induction on the distance i from v_1 that $\forall u \in V(T_1)$ it holds that $M_{1,u} = M_{1,v_1}$. For $u = v_1$ the claim holds trivially. Assume the claim holds for all vertices at distance i and consider a vertex $v \in V(T_1)$ at distance $i + 1$ from v_1 . Due to observation 15 all cross-edges as well as edges from vertices in $V(T_1)$ to their children are reliable. Therefore the only messages u can receive during Steps 2,3 are m_0 and m_2 . Recall that if there exists any vertex $w \in V(T_1)$ which received m_2 then $m_2 \in M_{1,v_1}$. Thus, it holds that $M_{1,v} \subseteq M_{1,v_1}$.

We now show that $M_{1,v_1} \subseteq M_{1,v}$. Since $p(v)$ is at distance i from v_1 , by the induction assumption v receives $M_{1,v_1} \setminus \{m_1\}$ from $p(v)$ in Step 4. Since any message $m' \neq m_1$ that v received in Steps 2,3 is contained in $M_{1,v_1} \setminus \{m_1\}$, because $|M_{1,v_1} \setminus \{m_1\}| \leq 2$ by priority (I8) v adds the messages $M_{1,v_1} \setminus \{m_1\}$ to $M_{1,v}$. Hence, it holds that $M_{1,v} \subseteq M_{1,v_1}$. \square

Since G is 3-edge connected, at least one of the trees T_1, T_2 contains a vertex u with a cross-edge to $w \in V(T_0)$. If both trees contains such vertices, by Claim 17 for every $v \in V$ $m_0 \in M_{1,v} \subseteq M_v$. Otherwise, without loss of generality assume $V(T_1)$ has a cross-edge to $V(T_0)$. It remains to consider the remaining case where T_2 has a cross-edge to T_1 . Since the graph is 3-edge connected, there must exist at least one such edge. In case $m_1 = m_0$, using the same argument as Claim 17 every node $u \in V(T_2)$ adds m_0 to $M_{1,u}$ during the first application. Thus, assume $m_1 \neq m_0$. In order to complete the proof of Theorem 1 we will show that $\forall u \in V(T_2)$, by the end of the second application of Step 4 $m_0 \in M_{2,u}$.

Claim 18. *For every vertex $v \in V(T_2)$ it holds that $m_0 \in M_{2,u}$.*

Proof. Due to the connectivity of G , there exists a vertex $v \in V(T_2)$ with a cross-edge to a neighbor $w \in V(T_1)$. We begin with showing that for the root v_2 it holds that $m_0 \in M_{2,v_2}$. By Claim 17 at the end of the first application $m_0 \in M_{1,v}$ for every $v \in V(T_1)$. Moreover, $M_{1,v} = M_{1,v_1}$ for all $v \in V(T_1)$. Denote by $M = M_{1,v_1} \setminus \{m_1\}$. Recall that by the definition of the algorithm $|M| \leq 2$ and because $m_1 \neq m_0$ it holds that $m_0 \in M$.

Since no vertex in $V(T_2)$ has a cross-edge to $V(T_0)$ and all cross-edges are reliable, we conclude that the only messages received by vertices in $V(T_2)$ in Step 2 of the second application are in M . By Observation 15, all edges participating in Step 3 are reliable and therefore we conclude that v_2 receives all the messages in M by the end of Step 3 and no additional message. Due to Claim 16, it holds that $\ell_{v_2} = v_2$ and therefore by priorities (I5,I6) $m_0 \in M \subseteq M_{2,v_2}$.

We next show by induction on the distance i from v_2 that $\forall u \in V(T_2)$ it holds that $M \subseteq M_{2,u}$. Assume the claim holds for all vertices at distance i and consider a vertex $u \in V(T_2)$ at distance $i + 1$ from v_2 . Since $p(u)$ is at distance i from v_1 by the induction assumption u receives M from $p(u)$ in Step 4. Note that since all cross-edges and edges connecting a vertex to its children are reliable (Observation 15), any message m' that v received in Steps 2 and 3 is in the set M . Because $p(v)$ sent v in Step 4 at most two distinct messages, by priority (I8) v adds the messages in M to $M_{2,v}$ in Step 4. \square

2.2 The Byzantine Broadcast Algorithm

We are now ready to present the complete description of the Byzantine Broadcast algorithm, and prove Theorem 2. We note that our algorithm shares some similarities with the algorithm of [26] which handles the more involved setting of asynchronous networks with Byzantine *nodes*. While the algorithm of [26] uses polynomially large messages, our algorithm is adapted to the CONGEST model and has a considerably improved round complexity. The basic idea would be to keep track of the paths along which the messages have been received and to accept a message only when it is received from two different paths. By different we mean that a node u received the message over a path P , and in addition from a neighbor w such that the edge (u, w) is not contained in P .

Step 0: Weak Broadcast. The algorithm starts by applying the weak Broadcast algorithm of Theorem 1 with the source s and the message m_0 . As a result, each node u holds a message set M_u containing m_0 , and the total number of messages kept in the network is $|\bigcup_u M_u| = O(1)$. From now on, if a node $u \in V$ receives a message $m' \notin M_u$ it is simply ignored. To decide which of the messages in M_u is the correct one, the algorithm proceeds with two phases. The first phase has $O(D^2 \log n)$ rounds and the second phase has $O(D)$ rounds. Throughout these phases the nodes exchange two types of messages:

- **Heard Bundles:** A *bundle* of heard messages sent from node v to u consists of (i) a header message $heard(m, len, P)$, where P is a path of length len along which v received the message m ; and (ii) len messages specifying the edges of P , one by one. Overall, this bundle contains $len + 1$ messages that will be sent in a pipeline manner in the following way. The first message is the header $heard(m, len, P)$ sent in round τ , and then in the next consecutive len rounds, v sends the edges of P in a reverse order (from the edge incident to v to s).
- **Accept Messages:** A message $accept(m)$ received on the edge (u, v) indicates to v that u has decided to accept the message m as the output message.

Clearly, the messages sent over the Byzantine edge (v_1, v_2) might be corrupted.

Phase 1: Propagating *heard Bundles*. The first phase consists of $O(D \log n)$ iterations, each iteration will be implemented in $O(D)$ rounds. In each iteration i the nodes will decide to *ignore* some of their incoming messages in a probabilistic manner. This process can be viewed as a directed variant of the fault-tolerant sampling technique. We next explain the i 'th iteration in details.

The i 'th Iteration: At the beginning of the iteration, each node u defines the set $A_i(u)$ of its *active incoming* edges on which it agrees to receive messages in this iteration. The set $A_i(u)$ is

defined by sampling each edge (v, u) into $A_i(u)$ independently with probability $p = 1 - 1/D$. The messages received through edges $(w, v) \notin A_i(u)$ will be dropped by u throughout this entire iteration. From that point on, the heard bundles are propagated over the active set of edges in the following manner. In the first round, the source s sends the message $heard(m_0, 0)$ to all its neighbors. Upon receiving a heard message $heard(m', \ell)$ through an edge (w, u) , the node u applies the following code:

- (i) If $(w, u) \notin A_i(u)$, the message is dropped.
- (ii) If u received a message with the header $heard(m', \ell')$ for $\ell' \leq 3D$ in a prior round, the message is dropped as well.
- (iii) If (i) and (ii) do not hold, u stores the message, and sends to all its neighbors $heard(m', \ell + 1)$, followed by the last edge (w, u) of the path. In the next ℓ rounds, all messages received on the edge (w, u) will be appended into one path of length $\ell + 1$ that will be stored at u . The node u keeps a queue of all its received header messages $heard(m'', \ell'')$. The corresponding heard bundles will be handled in the order of their receipt (the first will be handled first). Once u starts handling a message $heard(m'', \ell'')$ it will be committed to send in the next $\ell'' + 1$ rounds the $\ell'' + 1$ edges of the path in a reverse order. Only once it finishes handling this heard bundle, it will start handling the next one in its queue. The paths stored by the nodes will be simple (rather than walks).

Phase 2: Propagating accept messages. The second phase consists of $O(D)$ rounds, in which *accept* messages are sent from the source s to all nodes in the graph as follows. In the first round of this phase, the source s sends $accept(m_0)$ to all its neighbors. Every vertex $v \in V \setminus \{s\}$, decides to accept a message m' if it has received $accept(m')$ from a neighbor w , and stored $heard(m', len, P)$ during the first phase, such that $(v, w), (w, v) \notin P$. Upon accepting the message m' , the node v sends $accept(m')$ on all its edges. This completes the description of the algorithm.

Correctness. We next prove the correctness of the algorithm. We begin with showing that no vertex accepts a wrong message.

Claim 19. *No node $u \in V$ accepts a message $m' \neq m_0$ in the second phase.*

Proof. Assume towards contradiction that there exists at least one vertex which accepts a message $m' \neq m_0$ during the second phase. Let u be the *first* vertex that accepts m' . By first we mean that any other node that accepted m' , accepted the messages in a later round than u breaking ties arbitrarily. Hence, according to the algorithm, u received an $accept(m')$ message from a neighbor w_1 , and a $heard(m', \ell, P)$ bundle from a neighbor w_2 such that $(u, w_1), (w_1, u) \notin P$. Since u is the first vertex that accepts m' , the vertex w_1 did not accept m' in the previous round. We conclude that the edge (w_1, u) is the Byzantine edge and all other edges are reliable. Denote the path $P = (v_0, v_1, v_2, \dots, v_k = w_2)$. We show by induction on i that the edge (v_{k-i-1}, v_{k-i}) exists in G , and that the vertex v_{k-i} received a message bundle $heard(m', \ell - i, P_{k-i})$ from v_{k-i-1} where $P_{k-i} = (v_0, v_1, v_2, \dots, v_{k-i-1})$. For $i = 0$, u receives the bundle $heard(m', \ell, P)$ from $v_k = w_2$. Since the edge (v_k, u) is reliable, indeed v_k received the bundle of messages $heard(m', \ell - 1, P_{k-1})$ over the edge (w_{k-1}, w_k) . Assume that the claim is correct up to the vertex $v_{k-(i-1)}$. By the induction assumption v_{k-i+1} received a message bundle $heard(m', \ell - i + 1, P_{k-i+1})$ from v_{k-i} . Because the

Byzantine edge (w_1, u) is not part of P_{k-i} , the edge (v_{k-i}, v_{k-i+1}) is reliable. Thus, because v_{k-i+1} received a bundle $heard(m', \ell - i + 1, P_{k-i+1})$ from v_{k-i} and (v_{k-i}, v_{k-i+1}) is reliable, v_{k-i} indeed sent $heard(m', \ell - i + 1, P_{k-i+1})$ to v_{k-i+1} . By the definition of the algorithm we conclude that v_{k-i} received $heard(m', \ell - i, P_{k-i})$ from v_{k-i} .

Hence, v_1 received the message $heard(m', 0)$ from v_0 over the reliable edge (v_0, v_1) . Since the only vertex that sends a message with path length 0 is the source node s , we got to a contradiction as $m' \neq m_0$. \square

From Claim 19 we can conclude that in the case were the Byzantine edge initiates a false Broadcast it will not be accepted by any of the vertices.

Corollary 20. *In case $e' = (v_1, v_2)$ initiates a false Byzantine Broadcast, no vertex in G will accept any message.*

Proof. Since no node initiated the Broadcast, in the second phase the only vertices that can receive $accept(m)$ messages are v_1 and v_2 over the edge e' . In addition, since e' also initiates the first phase every vertex receiving a bundle $heard(m, \ell, P)$ it must hold that either $(v_1, v_2) \in P$ or $(v_2, v_1) \in P$. Hence, we can conclude that neither v_1 nor v_2 accepts any of the false messages. Consequently, no vertex in $V \setminus \{v_1, v_2\}$ receives an $accepts(m)$ message for any m , as required. \square

So-far we showed that if a vertex v accepts a message it must be the correct one. It remains to show that each vertex indeed accepts a message during the second phase. Toward that goal, we begin with the following auxiliary claim.

Claim 21. *Consider an iteration i in the first phase and a fixed vertex v such that there exists an s - v path $P = (s = v_0, v_1, v_2, \dots, v_\ell = v)$ where (i) $\ell \leq 3D$, (ii) $e' \notin P$ and (iii) $(v_j, v_{j+1}) \in A_i(v_{j+1})$ for every $j \in \{0, \dots, \ell - 1\}$ (i.e., the messages on the edges of P are not ignored), then v receives a message $heard(m_0, \ell', P')$ during that iteration.*

Proof. Given a vertex $v_j \in P$, let $\tau_j(m_0)$ be the round in which v_j sent a header message $heard(m_0, \ell_j)$ regarding m_0 . W.l.o.g $\tau_0(m_0) = 0$, as $v_0 = s$. Our goal is to show that $\tau_{\ell-1}(m_0) = O(D)$ and therefore $v = v_\ell$ receives a message $heard(m_0, \ell', P')$ during the i^{th} iteration. Assume without loss of generality that each vertex v_j receives a header message regarding m_0 for the *first* time from v_{j-1} . If v_j received m_0 for the first time from a different neighbor in an earlier round, since the messages are sent using a pipeline in a sequential manner, the time it sends the heard message can only decrease. Denote by

$$M_j = \{m \mid v_j \text{ received a header message } heard(m, \ell') \text{ no later than round } \tau_{j-1}(m_0)\}.$$

Note that since every node v_j receives a header $heard(m_0, \ell')$ for the *first* time from v_{j-1} , because the messages are sent sequentially, it holds that $M_{j-1} \subseteq M_j$.

For a message $m \in M_j$, let $\ell_j(m)$ be the path length in the header message $heard(m, \ell_j(m))$ that v_j sent during the iteration i.e. v received and stored the header message $heard(m, \ell_j(m) - 1)$. For a message $m \in M_j$ denote by $\ell_j^*(m) = \max_{t \leq j} \ell_t(m)$, and let $\tau_j'(m_0) = j + \sum_{m \in M_j} \ell_j^*(m)$ be an upper bound on $\tau_j(m_0)$.

We next prove by induction on j that $\tau_j(m_0) \leq \tau_j'(m_0)$. For $j = 1$ the node v_1 receives the message $heard(m_0, 0)$ from the source $v_0 = s$ in round 0. By the definition of M_1 it holds that for

every message $m \in M_1$ the header of m was received in round 0. Because the messages are sent in a sequential manner using a pipeline, we conclude that

$$\tau_1(m_0) = 1 + \sum_{m \in M_1} \ell_1(m) = 1 + \sum_{m \in M_1} \ell_1^*(m) = \tau'_1(m_0).$$

Assume the claim holds for vertices v_1, \dots, v_j and consider the vertex v_{j+1} . By the induction assumption v_{j+1} received the header $heard(m_0, \ell_j(m_0))$ by round $\tau_j(m_0) \leq \tau'_j(m_0) = j + \sum_{m \in M_j} \ell_j^*(m)$.

Note that for every message $m \in M_j \cap M_{j+1} = M_j$ the node v_{j+1} received the header $heard(m, \ell_{j+1}(m) - 1)$ by round $\tau_j(m)$ (when it received it from v_j). We conclude that

$$\begin{aligned} \tau_{j+1}(m_0) &\leq 1 + \tau'_j(m_0) + \sum_{m \in M_j} \max\{\ell_{j+1}(m) - \ell_j^*(m), 0\} + \sum_{m \in M_{j+1} \setminus M_j} \ell_{j+1}(m) \\ &= 1 + j + \sum_{m \in M_j} (\ell_j^*(m) + \max\{\ell_{j+1}(m) - \ell_j^*(m), 0\}) + \sum_{m \in M_{j+1} \setminus M_j} \ell_{j+1}(m) \\ &= j + 1 + \sum_{m \in M_{j+1}} \ell_{j+1}^*(m) = \tau'_{j+1}(m_0). \end{aligned}$$

Recall that at the end of the weak Broadcast algorithm, each node v obtained a set of values M_v and any value $m' \notin M_v$ is ignored during the Algorithm. Hence, for every $j \in [\ell]$ the set $M_\ell \subseteq \bigcup_u M_u$ where $\bigcup_u M_u$ is of constant size c . We conclude that for $v_\ell = v$ it holds that v receives the header of the message m_0 by round $\ell - 1 + \sum_{m \in M_{\ell-1}} \ell^*(m) \leq 3D + c \cdot 4D = O(D)$, where the $4D$ factor is due to the $3D$ bound on the path length when sending a heard bundle. \square

Finally, we show that indeed all vertices in V accepts the message m_0 during the second phase. The next claim is heavily built up on the fact the graph is 3-edge connected.

Claim 22. *W.h.p., all vertices in V accept the message m_0 within $O(D)$ rounds after the second phase begins.*

Proof of Claim 22. Let T be a BFS tree rooted at s in $G \setminus \{e'\}$, and let $p(v)$ be the parent of vertex v in the tree. First we claim that with high probability each vertex v receives and stores a bundle $heard(m_0, \ell, P)$ such that $(v, p(v)), (p(v), v) \notin P$ during the first phase. Because the graph is 3-edge connected, for every vertex v there exists a path P from s to v that does not contain both the edge $(v, p(v))$ and e' of length $|P| \leq 3D$. For a given iteration in the first phase, the probability that all the (directed) edges of P are not ignored but the directed edge from $p(v)$ to v is ignored is at least

$$(1 - 1/D)^{3D} \cdot \frac{1}{D}.$$

Due to Claim 21 and the fact that the edge $(v, p(v))$ is reliable, in such an iteration v will indeed receive a bundle of the form $heard(m_0, \ell, P')$ where P' does not contain $(p(v), v)$ and $(v, p(v))$. Hence, because we have $O(D \log n)$ iterations, with high probability every vertex $v \in V$ receives and stores a message $heard(m_0, \ell, P)$ such that $(p(v), v), (v, p(v)) \notin P$ during the first phase.

We next show by induction on i that all vertices in layer i of the tree T accepts m_0 by round i of the second iteration. For vertex v in the first layer, with high probability v stored a bundle $heard(m_0, \ell, P)$ s.t $(s, v), (v, s) \notin P$ and therefore after one round v accepts m_0 . Assume the claim is correct for all vertices in all layers up to i and let v be a vertex in the i^{th} layer. By the induction assumption $p(v)$ sent $accept(m_0)$ by round $i - 1$. Because v stored a bundle $heard(m_0, \ell, P)$ s.t $(v, p(v)), (p(v), v) \notin P$ with high probability, v accepts m_0 by round i . \square

Running Time. Combining Claim 21 and Claim 22 it is enough to perform each of the $O(D \log n)$ iterations of the first phase for $O(D)$ rounds. By Claim 22 the second phase requires additional $O(D)$ rounds. Hence, the Broadcast algorithm requires $O(D^2 \cdot \log n)$ rounds.

Remark. Both the protocol for weak Broadcast and Byzantine Broadcast can be performed when the source node is unknown to the other vertices. In both protocols it is only required that the source will initiate the different phases of the algorithms. Moreover, by Corollary 20 in case where the Byzantine edge starts a false broadcast execution, no vertex will accept any of the messages sent by e' .

2.3 Computing Byzantine Broadcast with Unknown Diameter Bound

In Section 2.2 we showed an $O(D^2 \cdot \log n)$ algorithm for the Byzantine Broadcast problem while assuming all vertices in the graph have a prior knowledge of the diameter D . We next show how to modify the algorithm when the diameter of the graph is unknown, while paying an overhead of $O(\log D)$ in the round complexity, this would establish Theorem 2.

Denote the algorithm for Byzantine Broadcast with known diameter described in Section 2.2 as \mathcal{A} . In the high level, we execute algorithm \mathcal{A} repeatedly for $O(\log D)$ iterations. In each iteration i , the source node s applies algorithm \mathcal{A} with an estimated diameter bound $D_i = 2^i$. As long as there exists a node $v \in V$ that did not determine an output value, v informs it to s using algorithm \mathcal{A} , and s continues to the next iteration while increasing D_i .

2.3.1 The Algorithm

The algorithm applies the Byzantine Broadcast algorithm \mathcal{A} of Section 2.2 for $O(\log D)$ iterations in the following manner.

Iteration i . At the beginning of iteration i , the source node s applies algorithm \mathcal{A} with a diameter estimation $D_i = 2^i$ and the desired message m_0 . Denote all vertices that accepted the message m_0 by A_i and let $N_i = V \setminus A_i$ be the vertices that did not receive the message.

Step 2. In the second step, the vertices in N_i inform s that they did not finish. This is done by letting all vertices in N_i broadcast *the same* designated message, say M , using algorithm \mathcal{A} with diameter bound $19D_i$. The Broadcast is done in parallel from the $|N_i|$ multiple sources.

If the source node s receives and accepts the message M during the second step, it continues to the next iteration $i + 1$. If after $O(D_i^2 \log n)$ rounds s did not receive and accept the message M , it broadcasts a termination message to all vertices in V using algorithm \mathcal{A} and diameter estimation $4D_i$. Once a vertex $v \in V$ receives the termination message, it finishes the execution with the output message it received so far. We can also obtain a diameter estimation using the diameter D_i where i is the iteration in which v received the termination message.

2.3.2 Correctness.

We begin with noting that no vertex $v \in V$ accepts a wrong message $m' \neq m_0$.

Observation 23. No node $v \in V$ accepts a wrong message $m' \neq m_0$.

Proof. Follows from Claim 19 and the correctness of algorithm \mathcal{A} . □

Our next goal is to show that if $N_i \neq \emptyset$, with high probability s will accept the message M by the end of iteration i . We begin with the following auxiliary claims.

Claim 24. *For every $v \in A_i \setminus \{s\}$ there exists a path from s to v in $G \setminus \{e'\}$ of length at most $6D_i$.*

Proof. For a vertex v that accepts the message m_0 in the i^{th} iteration, according to algorithm \mathcal{A} , it receives an $\text{accept}(m_0)$ message from a neighbor w in Phase 2 and stored a message $\text{heard}(m_0, \ell', P')$ in Phase 1, such that $(v, w) \notin P'$, $\ell \leq 3D_i$. Let P_1 be the path of edges that the message $\text{accept}(m_0)$ passed toward v . Since the second phase is executed for $3D_i$ rounds it holds that $|P_1| \leq 3D_i$. If $e' \notin P_1$, because s is the only node initiating $\text{accept}(m_0)$ messages (except maybe e'), P_1 is a path from s to v in $G \setminus \{e'\}$ as required.

Assume $e' \in P_1$, and denote $e' = (v_1, v_2)$. Without loss of generality, assume that v_1 is closer to v than v_2 in P_1 . Hence, v_1 received an $\text{accept}(m_0)$ message from v_2 during Phase 2. Because v_1 also sends the message $\text{accept}(m_0)$ over P_1 , it accepts the message. Hence, according to algorithm \mathcal{A} , the node v_1 stores a message $\text{heard}(m_0, \ell, P)$ during the first phase, where $\ell \leq 3D_i$ and $e' \notin P$. Since s is the only node initiating heard bundles (except e'), we conclude that P is a path from s to v_1 of length $\ell \leq 3D_i$. We thus have that $P \circ P_1[v_1, v]$ is a path of length at most $6D_i$ from s to v in $G \setminus \{e'\}$ as required. \square

Consider the second step of the algorithm where the vertices in N_i broadcast the message M toward s . Since all vertices in N_i broadcast *the same* message M , we refer to the second step as one execution of \mathcal{A} with multiple sources. Recall that algorithm \mathcal{A} begins with the algorithm for weak Broadcast (Theorem 1). We claim that all vertices in V received the message M during the weak Broadcast algorithm.

Claim 25. *For every $v \in V$ it holds that $M \in M_v$ during the second step of the algorithm.*

Proof. First note that because G is 3-edge connected, there exists at least two reliable edges between the source nodes N_i and A_i . By Claim 24, for $v \in A_i$ with a neighbor in N_i , there exists a path from v to s of length at most $6D_i$ in $G \setminus \{e'\}$. Hence, according to Claim 24 every vertex $u \in A_i$ has a path of length at most $12D_i + 1 < 19D_i$ to a source in N_i in $G \setminus \{e'\}$.

Thus, in the first step of the weak Broadcast algorithm, all vertices in V receive a message and define a parent. Moreover, since G contains a single Byzantine edge, the obtained forest $F = (E', V)$ contains at most two trees T_1, T_2 with values $m_1, m_2 \neq M$. Since $G \setminus \{e'\}$ is 2-edge connected, at least one of the trees T_1, T_2 has a reliable cross edge to a tree T with a root $w \in N_i$. Moreover, if w.l.o.g T_2 is not connected to a tree $T \neq T_1$, it must be connected to T_1 . Hence using the same arguments as used in Section 2.2, we conclude that $M \in M_v$ for every $v \in V$. \square

Recall that after applying the algorithm for weak Broadcast, algorithm \mathcal{A} proceeds in two phases. In the first phase the source nodes send *heard* bundles, and in the second phase they send *accept* messages. We next show that if $N_i \neq \emptyset$ there exists a vertex $u \in A_i$ that accepts M during Phase 2.

Claim 26. *With high probability, there exists a vertex $v \in A_i$ that accepts the message M after one round of Phase 2 during the second step.*

Proof. Since G is 3-edge connected the graph $G \setminus \{e'\}$ is 2-edge connected, and therefore there exists at least two reliable edges between N_i and A_i . In case there exists a vertex $u \in A_i$ with two

neighbors $w_1, w_2 \in N_i$, according to algorithm \mathcal{A} , with high probability in Phase 1 there exists an iteration where the edge (u, w_1) is sampled and (u, w_2) is not sampled. Thus, w.h.p, u stored a heard message $heard(M, \ell, P)$ where $(u, w_2) \notin P$. Therefore, in the first round of the second phase u receives $accept(M)$ from w_2 and accepts the message M .

Assume that there exist two vertices u_1, u_2 with neighbors $w_1, w_2 \in N_i$ respectively. We start by showing that with high probability u_2 stores a heard message $heard(M, \ell', P')$ such that $(w_2, u_2) \notin P'$ during the first phase. Due to Claim 24 there exists a path P_1 from u_1 to s and a path P_2 from s to u_2 in $G \setminus \{e'\}$, both of length at most $6D_i$. Hence, the simple $w_1 - u_2$ path P formed from the path $(w_1, u_1) \circ P_1 \circ P_2$ is of length at most $12D_i + 1 < 19D_i$, origins at $w_1 \in N_i$ and does not contain the edges $e', (w_2, u_2)$. Thus, with high probability there exists an iteration j in Phase 1 such that all (directed) edges in P are sampled and (w_2, u_2) is not sampled. Using Claim 21 we conclude that during iteration j with high probability u_2 stores a heard bundle $heard(M, \ell', P')$ such that $(w_2, u_2) \notin P'$.

Since $w_2 \in N_i$, in the first round of Phase 2 it sends an $accept(M)$ message to v , and according to algorithm \mathcal{A} , the node u_2 accepts the message after one round. \square

We are now ready to show that with high probability the source node s accepts the message M by the end of Step 2 in the i 'th iteration.

Claim 27. *If $N_i \neq \emptyset$, with high probability, s will accept the message M by the end Step 2 in iteration i .*

Proof. By Claim 26, w.h.p there exists a vertex $u \in A_i$ that accepted M in the first round of Phase 2. Moreover, we saw that u has a reliable edge to a vertex in N_i . Let T be a BFS tree from s in $G \setminus \{e'\}$, and let $P = \pi(s, u, T)$. Note that due to Claim 24, $|P| \leq 6D_i$. Denote P by $(u = u_1, u_2, \dots, u_\ell = s)$. We will show by induction on $j \in [1, \ell]$ that with high probability u_j accepts M by round j of Phase 2.

The base case follows from Claim 26. Assume the claim holds for u_j and consider u_{j+1} . If $u_{j+1} \in N_i$ then u_{j+1} is one of the source nodes that broadcast the message M , and therefore accepts M in the first round of the first phase.

Assume $u_{j+1} \in A_i$. We first show that there exists a path of length at most $19D_i$ from some vertex in N_i to u_{j+1} that does not contain the edges $e', (u_j, u_{j+1})$. Since $G \setminus \{e'\}$ is 2-edge connected, there exists a path P' from a vertex $w_k \in N_i$ to s that does not contain the edge (u_j, u_{j+1}) . Consider the *shortest* such path P' , and denote it by $P' = (s, w_1, w_2, \dots, w_k)$. Since P' is the shortest path from s to N_i in $G \setminus \{e', (u_j, u_{j+1})\}$ it holds that $w_k \in N_i$ and $w_t \in A_i$ for every $t \neq k$. Let w_t be the farthest vertex from s on P' such that $w_t \in A_i$ and $w_t \notin T(u_j)$, where $T(u_j)$ is the sub-tree of T rooted at u_j . Note that since $w_t \notin T(u_j)$ all edges in the shortest path $\pi(w_t, s, T)$ are in $G \setminus \{e', (u_j, u_{j+1})\}$. Thus, combining Claim 24 and the fact that P' is the shortest such path, it holds that $|P'[s, w_t]| \leq 6D_i$. If $w_{t+1} = w_k \in N_i$, the path $P'' = P[u_{j+1}, s] \circ P'[w_{t+1}, s] \circ P[s, u_{j+1}]$ is a path of length at most $12D_i + 1$ from u_{j+1} to N_i that does not contain the edges $e', (u_j, u_{j+1})$.

Otherwise, $w_{t+1} \in T(u_j)$. Since $u = u_1$ has a reliable edge to a neighbor $w \in N_i$, the path

$$P'' = (w, u) \circ P[u, u_j] \circ \pi(u_j, w_{t+1}, T) \circ P'[w_{t+1}, s] \circ P[s, u_{j+1}]$$

is of length at most $(6D_i - j) + 6D_i + 6D_i + j + 1 = 18D_i + 1 \leq 19D_i$ from N_i to u_{j+1} and does not contain the edges $e', (u_j, u_{j+1})$.

Since in Step 2 all source nodes N_i use diameter estimation $19D_i$, with high probability, there exists an iteration in Phase 1, where all (directed) edges in P'' are sampled and the edge (u_{j+1}, u_j)

is not sampled. Using Claim 21, we conclude that with high probability u_{j+1} stores a message $heard(M, \ell', \hat{P})$ such that $(u_j, u_{j+1}) \notin \hat{P}$ during Phase 1. By the induction assumption u_j sends u_{j+1} an $accept(M)$ message in round j of Phase 2, and according to algorithm \mathcal{A} the vertex u_{j+1} will accept the message M in round $j+1$ as required. \square

We observe that when $D_i < D/4$, since D is the diameter of G there must exist a vertex $w \in V$ that did not accept the message m_0 and therefore $N_i \neq \emptyset$. On the other hand, by the correctness of algorithm \mathcal{A} when $D_i \geq D$, with high probability all vertices in V receive and accept the message m_0 by the end of the i^{th} iteration and $N_i = \emptyset$. Hence, in the iteration i where no vertex broadcasts the message M and s decides to terminate the execution, it holds that $D_i \in [D/4, D]$. Since s broadcasts the termination message with diameter estimation $4D_i$, we conclude that with high probability all vertices in V will finish the execution as required.

Removing the simultaneous wake-up assumption: In the second step where we inform s to continue to the next iteration, we can modify the algorithm such that the Broadcast of the message M is performed by every vertex $v \in N_i$ with a neighbor $w \in A_i$ such that $(v, w) \neq e'$. This modification allows us to omit the assumption on the simultaneous wake-up.

2.4 Byzantine Leader Election

We next show that using our Byzantine Broadcast algorithm we can also elect a unique leader within $\tilde{O}(D^2)$ rounds and prove Lemma 3. This holds provided that the nodes have any polynomial upper bound on the number of nodes in the network denoted as N , and a linear upper bound of the graphs diameter denoted as D' .

We begin with describing a modification of the Broadcast algorithm with known diameter described in Section 2.2.

Modification of the Broadcast Algorithm. Define $x = O(\log N)$ where the exact value of x will be chosen according to required success probability of Lemma 3. We add the following modifications to the broadcast algorithm described in Section 2.2, and denote the modified algorithm by BC' .

1. In the weak-Broadcast phase, we perform $x+2$ iterations of steps 2-4 (instead of two) where in each of the steps 2-4 we allow each vertex v to receive $x+2$ messages, and add $x+2$ messages to the final set M_v .
2. In the Byzantine Broadcast algorithm, we perform $O(D' \log N)$ iteration, where each iteration is executed for $O(x^2 \cdot D')$ rounds (instead of $O(D')$). In addition, we perform the second phase for $O(x \cdot D')$ rounds.

We now show some nice properties of the modified algorithm BC' when executed in parallel from $k \leq x$ sources s_1, \dots, s_k with corresponding messages m_1, \dots, m_k .

First note that because the weak Broadcast is performed with $x+2$ iterations and in each iterations every node receives at most $x+2$ messages over an edge (that are not ignored), we conclude that the total number of messages is $O(x^2)$.

Observation 28. *At the end of the weak Broadcast phase of BC' it holds that $|\bigcup_u M_u| = O(x^2)$*

Since $k \leq x$, we claim that all vertices receives the messages $m_1, m_2 \dots m_k$ during the weak Broadcast phase.

Claim 29. *At the end of the weak broadcast phase of BC' , for every $v \in V$ and message m_i it holds that $m_i \in M_v$.*

Proof. First note that since $k \leq x$ after Step 1 there are at most $x + 2$ trees in the forest F . Consider a source s_i with a message m_i and let T_i be the tree rooted at s_i in the forest. Note that all vertices in $V(T_i)$ add m_i to their output in the first application. Next, a simple adaptation of the analysis of Theorem 1 shows that for every tree $T \in F$ with a reliable cross-edge to T_i all vertices in $V(T)$ add m_i to the output set during the first application. We can now proceed in an inductive manner and deduce that for every tree T at distance j from T_i it holds that $V(T)$ will add m_i to the output set by the end of the j^{th} application, where the distance is with respect to the reliable edges between the trees in the forest F . Since F consists at most $x + 2$ trees and the graph $G \setminus \{e'\}$ is connected, we conclude that all vertices in V accepts the message m_i by the end of the weak Broadcast phase. \square

Claim 30. *At the end of the algorithm BC' every vertex v accepts all messages $m_1, \dots m_k$.*

Proof. By Claim 29 after the weak Broadcast phase for every $v \in V$ and message m_i it holds that $m_i \in M_v$. For a source s_i let T_i be a BFS tree rooted at s_i in $G \setminus \{e'\}$. Since G is 3-edge connected, for every vertex v there exists a path P from s_i to v of length at most $3D$ in $G \setminus \{e'\}$ that does not contain the edge between v and its parent $p(v)$ in T_i . Thus, with high probability there exists an iteration i in Phase 1 such that all directed edges of P are sampled and the edge $(p(v), v)$ is not sampled. Since after the weak Broadcast phase the total number of different messages in $\bigcup_u M_u$ is $O(x^2)$, using the same argument as in Claim 21 w.h.p v will store a heard bundle $heard(m_i, \ell_i, P_i)$ in the first phase such that $(p(v), v) \notin P_i$. Hence, followed by Claim 22 we conclude that with high probability all vertices in V accepts all messages $m_1, \dots m_k$ during the second phase of algorithm BC' . \square

Proof of Lemma 3. Let $N' = \lceil \log N \rceil$. The nodes apply $\ell = O(\log n)$ iterations until they receive an ID of at least one node. Each iteration $i \in \{0, \dots, \ell\}$ consists of $\tilde{O}(D^2)$ rounds. Specifically, iteration i starts by letting each node u being sampled independently with probability $1/N_i$ where $N_i = 2^{N'-i}$. A sampled node u initiates a modified Byzantine Broadcast algorithm BC' with a message $m_u = (ID(u))$. For every node v , let S_v be the set of all messages that v accepted during this iteration. If $|S_v| \neq \emptyset$, then v outputs $LE(v) = \{\max(ID(u)) \mid m_u \in S_v\}$ and stops. I.e., it will not sample itself in the future experiments $j \geq i + 1$ and would not send messages. This concludes the description of the i 'th iteration. Each iteration will last for a fixed number of $\tilde{O}(D^2)$ rounds, even if no node gets sampled.

We now analyze the algorithm. We first claim that $LE(v) = LE(u)$ for all nodes u, v , and that $LE(v)$ corresponds to an ID of a real node in G . Consider the first iteration i in which at least one node got successfully sampled, and let V_i the set of all nodes that got sampled in this iteration. By a simple application of Chernoff, it is easy to see that w.h.p. there exists such an iteration i , and moreover that $|V_i| = O(\log n) = O(\log N)$. We will choose x in the BC' algorithm according to the required success requirement and the Chernoff bound ⁹. Since each node $u \in V_i$ initiated

⁹Since $n \leq N$ and we only seek for an upper bound, the parameter x can be determined locally using the estimation N .

the *modified* Byzantine Broadcast algorithm BC' and the number of sources $|V_i|$ is at most x , by Claim 30 at the end of the i^{th} iteration all nodes obtain the IDs of all nodes in V_i . Thus, the output $LE(u)$ of every node u corresponds to the node of largest ID in V_i .

It remains to bound the round complexity. Since $x = O(\log N) = O(\log n)$ the modified algorithm BC' is implemented in $\tilde{O}(D^2) = \tilde{O}(D^2)$ rounds, and the total number of iterations is $O(\log n)$. The lemma follows.

3 Byzantine Cycle Covers and Compilers

Our constructions are based on a new notion of Byzantine cycle covers, which extends the notion of low-congestion cycle covers by [30] to the Byzantine setting. For a fixed (unknown) Byzantine edge e' , the Byzantine cycle cover provides a *safe* cycle (i.e., free of e') for every edge in the graph. As we will see, these cycles allow one to efficiently simulate every round of the given distributed algorithm in a *reliable* manner. In this section we prove Lemma 5 and Lemma 6.

The structure of this section is as follows. In Subsec. 3.1, we present a randomized algorithm for Byzantine cycle covers in a reliable communication graph. Simulating this algorithm in the presence of a Byzantine edge brings along various challenges that are handled by a two step approach. First, in Subsection 3.2.1, we show that the randomized algorithm of Subsec. 3.1 can be implemented using only $\tilde{O}(1)$ random bits. This is obtained by combining the power of PRGs that fool read-once CNF formulas along with families of k -wise independence hash functions. This $\tilde{O}(1)$ -length seed is then shared to all nodes by applying the Byzantine Broadcast algorithm of Sec. 2. Finally, in Subsec. 3.3, we show how the BCC can be computed efficiently, given the short seed, in the presence of the Byzantine edge.

3.1 Computation of BCC in a Safe Communication Graph

The construction is based on combining a sampling technique with the distributed algorithm of [31] for computing (c, d) cycle covers.

Fact 31. [31, 30] *There is a randomized algorithm \mathcal{A} that for any n -vertex input graph $G = (V, E)$ computes, w.h.p., a cycle collection \mathcal{C} with the following properties: (1) each edge $e \in G$ is covered by a cycle in \mathcal{C} of length $\tilde{O}(|C_e|)$ where C_e is the length of the shortest cycle in G that covers e , and (2) each edge appears on $\tilde{O}(1)$ cycles. The algorithm \mathcal{A} runs in $\tilde{O}(D)$ rounds.*

In Appendix A, we show that we can slightly modify the algorithm \mathcal{A} from [31, 30] such that each node u will also know an $\tilde{O}(1)$ -bit identifier for each of the cycles it belongs to.

We next show that this algorithm can be used to obtain a BCC at the cost of paying an overhead of $\tilde{O}(D)$ in the number of rounds and in the edge congestion of the cycles. The algorithm consists of $\ell = O(D \log n)$ iterations. In each iteration i the algorithm first samples a subgraph G_i by including each edge $e \in G$ into G_i independently with probability $p = (1 - 1/D)$. It then applies Algorithm \mathcal{A} , from Fact 31, on the graph G_i resulting in a cycle cover \mathcal{C}_i . The final cycle collection is given by $\mathcal{C} = \bigcup_{i=1}^{\ell} \mathcal{C}_i$, that is, the union of all cycles computed in the ℓ iterations. We next analyze the construction.

The round complexity, the length and the edge congestion bounds follow immediately. It therefore remains to show that the cycle collection \mathcal{C} is indeed a BCC. To see this, consider a fixed pair of edges e, e' . We will show that w.h.p. \mathcal{C} contains a cycle $C_{e,e'}$ that contains e and does

not contain e' . An iteration i is defined to be *good* for the edge pair $e = (u, v), e'$ if the following two events occur:

$$\{e\} \cup \pi(u, v, G \setminus \{e', e\}) \subset G_i \text{ and } e' \notin G_i. \quad (1)$$

Note that since the graph is 3-edge connected, the path $\pi(u, v, G \setminus \{e', e\})$ indeed exists, and its length can be bounded by $O(D)$. Since every edge is sampled into G_i independently with probability p , the probability that iteration i is good for e, e' is at least $p^{O(D)} \cdot (1 - p) = \Omega(1/D)$. Let X_i be the random variable for the event that iteration i is good for e, e' , and let $X = \sum_{i=1}^{\log n} X_i$. Then, $\mathbb{E}[X] = \Theta(\log n)$ and by a simple application of Chernoff, $X = \Theta(\log n)$ with high probability. Consequently, there exists a good iteration i^* for e, e' . We next show that e, e' are successfully covered in iteration i^* .

In iteration i^* , the algorithm \mathcal{A} is applied on the graph G_i . By the properties of algorithm \mathcal{A} , the edge e is covered by a cycle C of length $\tilde{O}(|\pi(u, v, G \setminus \{e', e\})|) = \tilde{O}(D)$. In addition, as $e' \notin G_i$ this cycle does not contain e' as required. By applying the union bound over all e, e' pairs, we get that w.h.p. \mathcal{C} is a BCC. Lemma 5 follows.

3.2 Computation of BCC in the Presence of a Byzantine Edge

3.2.1 BCC with Small Random Seeds

The randomized algorithm of Lemma 5 consists of $O(D \log n)$ iterations. The key argument for the correctness of this procedure is based on showing that each iteration i is good (in the sense of satisfying Eq. (1) for a fixed pair of edges with probability of $\Omega(1/D)$). As this event is defined only on $O(D)$ edges, it follows that sampling the edges using a D -wise independent hash function is sufficient. As the algorithm is repeated for $O(D \log n)$ times, this requires a total random seed of length $O(D \log^2 n)$ bits. Our approach for computing a BCC in the presence of Byzantine edge is based on first broadcasting the seed to all nodes in the graph, and then carefully implementing the algorithm of Lemma 5 using this seed. As the efficiency of this approach heavily depends on the size of the seed, in this section we show that the algorithm of Lemma 5 can in fact be implemented with a random seed of only $\tilde{O}(1)$ bits. That is, we will show that if all nodes know a random seed of $\tilde{O}(1)$ bits, w.h.p., they can compute a BCC within $\hat{O}(D)$ rounds.

The structure of our argument is as follows. We first show that a single iteration of the sampling procedure can be implemented using $r = O(\log n (\log \log n)^3)$ random bits. That is, we show that if all nodes share a seed of r random bits, then for every fixed pair e, e' the sampled graph obtained using this seed satisfies the event of Eq. (1) with probability $\Omega(1/D)$. This immediately implies that the entire algorithm, which consists of $O(D \log n)$ iterations, can be implemented with $O(kD \log n)$ bits. In the next step, we derandomize the algorithm even further and show that using $O(\log n)$ -wise independence hash functions, one can simulate the entire $O(D \log n)$ iterations with a seed of length $\text{poly}(\log n)$.

Single Iteration with a Seed Length $O(\log n (\log \log n)^3)$. Our key observation is that for any pair $\langle A, e' \rangle$ where $A \subseteq E$, the event that all edges A are sampled into G_i and $e' \notin G_i$ can be expressed by a *read-once CNF formula*. Thus, in order to get a short seed it suffices to have a pseudorandom generator (PRG) that can “fool” read-once CNFs. A PRG is a function that gets a short random seed and expands it to a long one which is indistinguishable from a random seed

of the same length for such a formula. Gopalan et al. [20] showed such a PRG that have a seed length of $O(\log n \cdot (\log \log n)^3)$. Our application of their PRGs follow a similar line to that of [29].

We begin by setting up some notation. For a function PRG and an index i , let $\text{PRG}(s)_i$ be the i^{th} bit of $\text{PRG}(s)$.

Definition 32 (Pseudorandom Generators). *A generator $\text{PRG}: \{0,1\}^r \rightarrow \{0,1\}^n$ is an ϵ -pseudorandom generator (PRG) for a class \mathcal{C} of Boolean functions if for every $f \in \mathcal{C}$:*

$$\left| \mathbf{E}_{x \sim \{0,1\}^n} [f(x)] - \mathbf{E}_{s \sim \{0,1\}^r} [f(\text{PRG}(s))] \right| \leq \epsilon.$$

We refer to r as the seed-length of the generator and say PRG is explicit if there is an efficient algorithm to compute it that runs in time $\text{poly}(n, 1/\epsilon)$.

We use the construction of [20] to provide a PRG for CNFs with a short seed.

Theorem 33. [20] *For every $\epsilon = \epsilon(n) > 0$, there exists an explicit pseudorandom generator, $\text{PRG}: \{0,1\}^r \rightarrow \{0,1\}^n$ that fools all read-once CNFs on n -variables with error at most ϵ and seed-length $r = O((\log(n/\epsilon)) \cdot (\log \log(n/\epsilon))^3)$.*

Using the notation above, and Theorem 33 we formulate and prove the following Lemma:

Lemma 34. *Let G be an n -vertex graph, and m be integer where $m = \text{poly}(n)$. For every $D \leq n$, there exists a family of hash functions $\mathcal{H} = \{h: [m] \rightarrow \{0,1\}\}$ such that choosing a random function from \mathcal{H} takes $r = O(\log n \cdot (\log \log n)^3)$ random bits, such that for $Z_h = \{e \in [m] : h(e) = 0\}$ and any fixed pair of $O(D)$ edges A and an edge $e' \in E$ it holds that:*

$$\Pr_h[A \subset Z_h \text{ and } e' \notin Z_h] \geq \Omega(1/D) - 1/n^2.$$

Proof. We first describe the construction of \mathcal{H} . Let $p = 1 - c/D$ for some large constant c , and let $\ell = \lfloor \log 1/p \rfloor$. Let $\text{PRG}: \{0,1\}^r \rightarrow \{0,1\}^{m\ell}$ be the PRG constructed in Theorem 33 for $r = O(\log n\ell \cdot (\log \log n\ell)^3) = O(\log n \cdot (\log \log n)^3)$ and for $\epsilon = 1/n^{10c}$. For a string s of length r we define the hash function $h_s(j)$ as follows. First, it computes $y = \text{PRG}(s)$. Then, it interprets y as m blocks where each block is of length ℓ bits, and outputs 1 if and only if all the bits of the j^{th} block are 1. Formally, we define $h_s(j) = \bigwedge_{k=(j-1)\ell+1}^{j\ell} \text{PRG}(s)_k$. We show that the requirement holds for the set Z_{h_s} where $h_s \in \mathcal{H}$ and a fixed set of $O(D)$ edges $A \subset E$ and $e' \in E \setminus A$. For $j \in [m]$ let $X_j = h_s(j)$ be a random variable where $s \sim \{0,1\}^r$. Let the IDs of the edges in A be given by j_1, \dots, j_k and let j^* be the ID of the edge e . We need to show that $\Pr_{s \sim \{0,1\}^r} [X_{j_1} \wedge X_{j_2} \wedge \dots \wedge X_{j_k} \wedge \neg X_{j^*} = 1] \geq 1/D + 1/n^2$. Let $f_j: \{0,1\}^{m\ell} \rightarrow \{0,1\}$ be a function that outputs 1 if the j^{th} block is all 1's. That is, $f_j(y) = \bigwedge_{z=(j-1)\ell+1}^{j\ell} y_z$. Since f_j is a read-once CNF formula we have that

$$\left| \mathbf{E}_{y \sim \{0,1\}^{m\ell}} [f_j(y)] - \mathbf{E}_{s \sim \{0,1\}^r} [f_j(\text{PRG}(s))] \right| \leq \epsilon.$$

Thus the event where $A \subset Z_h$ can be written as a read-once CNF formula. In addition, the event where $e' \notin Z_h$ is obtained in case where at least one of the ℓ bits of the j^{*} 'th block is zero, which can be expressed as a CNF formula as well. Over all, we have that the good event where $A \subset Z_h$ and $e' \notin Z_h$ is a read-once CNF formula, and $\Pr_h[A \subset Z_h \text{ and } e' \notin Z_h] \geq \Omega(1/D) - 1/\epsilon$. The claim follows by setting $\epsilon = 1/\text{poly}(n)$. \square

We are now ready to complete the description of the BCC algorithm when using a random seed of length $r = O(\log n(\log \log n)^3)$. The algorithm has $\ell = O(D \log n)$ iterations. In each iteration i , let $s_i \sim \{0, 1\}^r$ be a random seed shared by all nodes. The nodes then locally interpret the vector $y_i = \text{PRG}(s_i)$ as m blocks, one per possible edge in G , where each block is of length ℓ bits. The vector y_i defines the subgraph G_i as follows. For every edge $e = (u, v)$ where $ID(u) < ID(v)$ let $ID_{u,v}$ be an $O(\log n)$ -bit ID of the edge obtained by concatenating¹⁰ the IDs of u and v . Then, to decide whether $e = (u, v) \in G_i$, the nodes u and v consider the $2^{ID_{u,v}}$ th block of the vector y_i , and the edge e joins G_i iff all the bits of this block are set to 1. Lemma 34 then implies the following:

Corollary 35. *The probability that Eq. (1) holds for a given pair e, e' based on the above definition of G_i is $\Omega(1/D)$.*

Therefore, by applying ℓ independent repetitions, we get that each edge pair e, e' has a good iteration with high probability.

$\tilde{O}(D)$ Iterations with a Seed Length $\tilde{O}(1)$. So-far, we showed that a single iteration of the sampling algorithm can be implemented with a random seed of $r = \tilde{O}(\log n)$ bits. We next show that it is sufficient for PRG's seeds used in each iteration to be only $O(\log n)$ -wise independent rather than fully independent. This would imply that all $t = O(D \log n)$ iterations can be implemented with a seed of poly-logarithm length.

Definition 36 ([39, Definition 3.31]). *For $N, M, d \in \mathbb{N}$ such that $d \leq N$, a family of functions $\mathcal{H} = h : [N] \rightarrow [M]$ is d -wise independent if for all distinct $x_1, x_2, \dots, x_d \in [N]$, the random variables $H(x_1), \dots, H(x_d)$ are independent and uniformly distributed in $[M]$ when H is chosen randomly from \mathcal{H} .*

In [39] an explicit construction of \mathcal{H} is presented, with the following parameters.

Lemma 37 ([39, Corollary 3.34]). *For every $\gamma, \beta, d \in \mathbb{N}$, there is a family of d -wise independent functions $\mathcal{H}_{\gamma, r} = h : \{0, 1\}^\gamma \rightarrow \{0, 1\}^r$ such that choosing a random function from $\mathcal{H}_{\gamma, r}$ takes $d \cdot \max\{\gamma, r\}$ random bits, and evaluating a function from $\mathcal{H}_{\gamma, r}$ takes time $\text{poly}(\gamma, r, d)$.*

Our construction is based on the family of d -wise independent functions $\mathcal{H}_{\gamma, \beta}$ of Lemma 37 with $d = O(\log n)$, $\gamma = O(\log n)$ and $r = O(\log n \cdot \log \log^3 n)$. By the lemma, choosing a random function from $\mathcal{H}_{\gamma, r}$ can be done with a random seed of length $a = O(\log^2 n \cdot \log \log^3 n)$. Let $s \sim \{0, 1\}^a$ be a random seed and let h_s be the random function chosen from $\mathcal{H}_{\gamma, r}$ using seed s .

In every iteration i of the Algorithm of Lemma 5, the nodes will be using the r -length seed $h_s(i) \in \{0, 1\}^r$ to define the graph G_i as follows. The r -length seed $h_s(i) \in \{0, 1\}^r$ is fed into the PRG function $\text{PRG} : \{0, 1\}^r \rightarrow \{0, 1\}^{m\ell}$ of Lemma 34 where $\ell = O(\log n)$. The output $m\ell$ -length bit vector $y = \text{PRG}(h_s(i))$ is interpreted by the nodes as m blocks where each block is of length ℓ bits. Every edge (u, v) has ID of size $O(\log n)$ bits $ID_{u,v}$ (w.l.o.g., $ID(u) < ID(v)$). For every edge $e = (u, v)$, the seed s is interpreted as follows:

$$e \in G_i \text{ iff all bits of the } i^{\text{th}} \text{ block in } y = \text{PRG}(h_s(i)) \text{ are 1 where } i = 2^{ID_{u,v}}. \quad (2)$$

Using this shared seed s , each node u can decide locally whether each of its incident edges belong to G_i . Importantly, this decision is *consistent* between the edge endpoints without using any *communication*. The algorithm will repeat this for $O(D \log^2 n)$ iterations. We next show that every edge pair e, e' has a good iteration w.h.p. when the G_i 's are defined based on Eq. (2).

¹⁰To make this ID consistent, the ID of the lower-ID endpoint appears first in this concatenation.

Lemma 38. *Using a seed of $\tilde{O}(1)$ -bits as explained above for $t = O(D \log^2 n)$ iterations, then for every pair of edges e, e' , there exists a good iteration (i.e., satisfying Eq. (1)) with high probability.*

Proof. Fix $s \sim \{0, 1\}^a$ for $a = O(\log^2 n \cdot \log \log^3 n)$ and a single iteration i . By the definition of the d -wise independent hash function family $\mathcal{H}_{\beta, r}$, when choosing a function $h \in \mathcal{H}_{\beta, r}$ with a seed $s \sim \{0, 1\}^a$, all bits of $h_s(i)$ are uniformly distributed in $\{0, 1\}^r$. Thus $h_s(i) \sim \{0, 1\}^r$ and by applying the argument of Lemma 34 on the graph G_i (defined based on Eq. (2)), we get that the event of Eq. (1) holds with probability at least $10/D$. We next show that w.h.p. at least one of the $t = 20D \log^2 n$ iterations is good for e, e' .

Let X_i be the indicator random variable for the event that Eq. (1) holds in iteration i when using $s \sim \{0, 1\}^a$ to define the sub-graph G_i (see Eq. (2)). Let $X = \sum_{i=1}^t X_i$ and $\mu = \mathbf{E}_{s \sim \{0, 1\}^a}[X]$. By the linearity of expectation, $\mu \geq 2 \log^2 n$. By definition, the random variables $h_s(1), \dots, h_s(t)$ are $10 \log n$ -wise independent. Since each X_i is a random variable that depends only on the bits of $h_s(i)$, we get that the X_i 's variables are $10 \log n$ -wise independent. By using the concentration inequality of Fact 39 with $k = 5 \log n$, we get that

$$\Pr[|X - \mu| > \log^2 n] \leq c \cdot ((20 \log^3 n + 100 \log^2 n) / \log^4 n)^{\log n} \leq c/n^{10}.$$

The claim holds by applying the union bound over all n^2 pairs. \square

Fact 39. [Theorem 2.3 [3]] *Let $X_1, \dots, X_n \in \{0, 1\}$ be $2k$ -wise random variables for some $k \in \mathbb{N}$, and let $X = \sum_{i=1}^n X_i$ and $\mu = \mathbf{E}[X]$. Then, for any $t > 0$ it holds that:*

$$\Pr[|X - \mu| > A] \leq c \cdot ((2k \cdot \mu + (2k)^2) / A^2)^k \text{ for some constant } c \geq 1.$$

3.3 The BCC Algorithm in the Byzantine Setting

Step 0: Sharing a Random Seed r of length $\tilde{O}(1)$. In order to share the seed, the nodes need to first pick a leader s . This can be done in $\tilde{O}(D^2)$ rounds, using Lemma 3. The node s then picks a random seed r of length $\tilde{O}(1)$ and sends it to all the nodes by applying the Byzantine Broadcast protocol described in Theorem 2.

High Level Structure of the Key Algorithm. The algorithm simulates each of the $\ell = O(D \cdot \log^2 n)$ iterations of algorithm in Lemma 5 using the seed. That is, in iteration i , the sampled subgraph G_i is defined by the seed r . Importantly, the decision for each edge e (whether to be included in G_i) will be consistent between its endpoints, without using communication over that edge. In each iteration i we will have two steps. The first step applies the cycle cover algorithm \mathcal{A} of Fact 31 over the graph G_i . This results in a cycle set $\mathcal{C}'_i(u)$ for every node u . The output format of algorithm \mathcal{A} specifies for each cycle in $\mathcal{C}'_i(u)$ also a unique identifier of $\tilde{O}(1)$ bits, along with the full description of the edges on that cycle. Since the Byzantine edge might participate in G_i , the cycle set $\mathcal{C}'_i(u)$ can be totally corrupted. In the second step of iteration i , the nodes apply a verification procedure for their cycles. Only cycles that passed this verification, will be added to the set of cycles $\mathcal{C}_i(u)$, namely, the verified cycle set of u in iteration i .

In the analysis section, we show that for every edge $e = (u, v) \neq e'$, there exists at least one cycle in $\mathcal{C}(u) = \bigcup_i \mathcal{C}_i(u)$ that covers e . The final step handles the covering of the Byzantine edge, in case needed.

Step (1) of Iteration i : Building Cycles using Alg. \mathcal{A} . Let G_i be the sampled subgraph defined based on the random seed r as described in Lemma 38. Algorithm \mathcal{A} from Fact 31 is applied on the graph G_i . During the execution of algorithm \mathcal{A} , if a vertex v receives an illegal message it is ignored. Moreover v ignores all future messages it receives in this iteration (v considers the iteration as faulty). At the end of the execution of algorithm \mathcal{A} , each node u performs the following verification step on its output cycle set $\mathcal{C}'_i(u)$.

Step (2) of Iteration i : Cycle Verification. First, each node u performs a local inspection of its cycles in $\mathcal{C}'_i(u)$, and declares it to be *faulty* if it contains at least one of the following:

- A cycle longer than $\widehat{O}(D)$,
- An edge appearing in more than $\widehat{O}(1)$ cycles in $\mathcal{C}'_i(u)$,
- A truncated cycle (i.e., a walk rather than a cycle).

In the case where $\mathcal{C}'_i(u)$ is found to be faulty, the node u defines $\mathcal{C}_i(u) = \emptyset$ and will remain silent throughout this verification step. We will call such a node an *inactive* node. A node whose local inspection was successful is called *active*. A node that will detect any problem throughout the rest of the verification process will become inactive as well.

We now describe the verification code for an active node u . For every cycle C , let v_C be the node with largest ID on C . For each cycle $C \in \mathcal{C}'_i(u)$, the node v_C initiates a verification messages. Specifically, for every $C \in \mathcal{C}'_i(u)$, such that $v_C = u$, the node u sends the message $m(C) = (ID(C), ID(v_C))$ along both of its edges on this cycle (i.e., in both clock-wise and counter clockwise directions). Every active node v on C that receives a message $m(C)$ through one of its edges on C , send it through its second edge on C . In this way the message $m(C)$ traverses through the cycle in both directions.

A leader v_C of every cycle C that did not receive its two $m(C)$ messages from both directions of the cycle C within $\widehat{O}(D)$ rounds, initiates a *cancellation message*, $cancel(C)$, and sends it on both directions. This indicates the nodes on this cycle that it should be omitted. The cancellation messages propagate over the cycles in the same manner as the $m(C)$ messages. In the case where v_C receives a $cancel(C)$ message that it did not initiate, v_C sends the $cancel(C)$ message again in both directions, making sure all vertices omit the cycle.

Throughout the algorithm, once a vertex u receives an $m(C)$ message on its two edges in C , it adds C to the set $\mathcal{C}'_i(u)$. If in any subsequent round, one of the following occurs:

- u receives a message with an illegal cycle ID or a cycle not in $\mathcal{C}'_i(u)$,
- u receives more than a single $m(C)$ message through a given edge (u, v) in C ,

the node u will become inactive in the following sense. It will only pass $\widehat{O}(1)$ cancellation messages for cycles contained in $\mathcal{C}'_i(u)$. Upon receiving such a cancellation message for a cycle C , u will also remove C from $\mathcal{C}'_i(u)$. The node u will ignore any other message concerning cycles not in $\mathcal{C}'_i(u)$.

At the end, a vertex v keeps a cycle $C \in \mathcal{C}'_i(v)$ in its final cycle set $\mathcal{C}_i(v)$ if two conditions hold (i) it received an $m(C)$ message from its two neighbors on that cycle (i.e., both directions), and (ii) it received *no* cancellation message $cancel(C)$ for that cycle. This concludes the description of the i 'th iteration. The final output of each node u is $\mathcal{C}(u) = \bigcup_{i=1}^{\ell} \mathcal{C}_i(u)$.

Final Step: Covering the Remaining Edge. At the end of all $\ell = O(D \log^2 n)$ iterations, if there exists a vertex v with an incident edge $e = (v, u)$ that is not covered by the cycles of $\mathcal{C}(u)$, the endpoint with the higher ID broadcasts the edge e using the Byzantine Broadcast algorithm of Theorem 2. The reason we broadcast the edge e is in order to prevent the Byzantine edge itself from initialing this step with false information. In the analysis section we show that w.h.p. there will be at most one such edge e , and that this edge, if exists, must be the Byzantine edge. W.l.o.g, assume that v has the higher ID. Then, v initiates a BFS construction rooted at v , while both u and v ignore the edge e . The node u learns its tree path from v within $O(D)$ rounds and by unwinding the type of the communication, v learns this path as well. All nodes on $P \circ (u, v)$, add this cycle to the list of their verified cycles.

Correctness. We begin with showing the all cycles in $\mathcal{C}(u)$ obtained during the first part of the algorithm are legal and known to all participating vertices.

Claim 40 (Valid Cycles). *Fix an iteration i . For every cycle $C \in \mathcal{C}_i(u)$ it holds that $C \in \mathcal{C}_i(v)$ for every $v \in V(C)$.*

Proof. For a pair of vertices w, u on the cycle C denote by $C[w, u]$ the clockwise path between w and u . We divide the analysis into two cases.

Case 1: $e' \notin C$. First consider the case where $C \in \mathcal{C}_i(v_C)$. This implies that v_C received the message $m(C)$ from both neighbors on C , and did not send a cancellation message. Hence, because all edges in C are reliable, we conclude that no vertex omitted the cycle and every $v \in C$ received $m(C)$ from both directions. Note that even if C contains a node u that becomes inactive in future iterations, since v_C receives $m(C)$ from both direction, it must holds that u received (and sent) both messages as well. Thus u added C to its cycle set $\mathcal{C}_i(u)$.

Next, assume that $C \notin \mathcal{C}_i(v_C)$. Since v_C is the only vertex that initiates cancellation messages, either v_C omitted the cycle and did not send any verification message, or it did not receive the message $m(C)$ from one of its neighbors. Since in this case all edges on C are reliable, the third option of receiving a cancellation message that is not initiated by v_C does not exist here. Thus, there exists a vertex w in C that omitted the cycle and did not forward the $m(C)$ messages. Because for every vertex v in C either $w \in C[v_C, v]$ or $w \in C[v_C, v]$ we conclude that no vertex receives both messages $m(C)$, and therefore all these vertices omitted this cycle.

Case 2: $e' \in C$. First consider the case where $C \in \mathcal{C}_i(v_C)$. Hence, v_C received the message $m(C)$ from both neighbors on C , and did not receive or send a cancellation message. Assume there exists a vertex $w \in C$ such that $C \notin \mathcal{C}_i(w)$. W.l.o.g, assume the $e' \in C[v_C, w]$.

First assume that w omitted the cycle C because it did not receive a message $m(C)$ from both directions. We claim that in such a case w missed the $m(C)$ message that was sent on the path $C[v_C, w]$ that contains e' . To see this, assume towards contradiction that w missed the message from the other path $C[w, v_C]$. Because all edges on the path $C[w, v_C]$ are reliable, there exists a vertex $u \in C[w, v_C]$ that omitted the cycle C . Therefore u did not send the message $m(C)$ to v_C over the path $C[u, v_C]$, leading to a contradiction as v_C received $m(C)$ from both directions. Next, since $e' \notin C[w, v_C]$ and w did not receive $m(C)$ over the path $C[v_C, w]$, it did not forward the message and v_C did not receive both messages, leading to contradiction again.

Now consider the case where w received $m(C)$ from both directions but omitted the cycle due to a cancellation message $cancel(m)$. Because $C \in \mathcal{C}_i(v_C)$, v_C did not send a cancellation

message, and w received $\text{cancel}(C)$ over the path $C[v_C, w]$ that contains e' . Hence, because $e' \notin C[w, v_C]$ when w forwards the message $\text{cancel}(C)$ over the path $C[w, v_C]$ the message reaches v_C and therefore v_C should have omitted C from $\mathcal{C}_i(v_C)$, leading to a contradiction. The claim follows. \square

Claim 41 (Congestion). *Fix and iteration i and let $\mathcal{C}_i = \bigcup_u \mathcal{C}_i(u)$. Then each edge appears on $\widehat{O}(1)$ cycles in $\mathcal{C}_i(u)$. Consequently, each edge appears on $\widehat{O}(D)$ cycles in $\bigcup_{i=1}^\ell \mathcal{C}_i$.*

Proof. For an iteration i . First note that if $e' \notin G_i$, all edges participating in the i^{th} iteration are reliable. Hence, due to the properties of algorithm \mathcal{A} , all cycles constructed are legal and the congestion of each edge is $\widehat{O}(1)$. For an iteration i such that $e' \in G_i$, if an endpoint of an edge e detects high congestion in the cycles construction, it omits all cycles, and becomes inactive. Hence, for each node v and an incident edge e , after the i^{th} iteration v outputs at most $\widehat{O}(1)$ cycles covering e . Thus, because we have $O(D \log^2 n)$ iterations, the total congestion of each edge is $\widehat{O}(D)$. \square

Coverage. We begin with noting that in case where the Byzantine edge e' is not sampled into a graph G_i , all cycle sets $\mathcal{C}_i'(u)$ are legal. Since the verification step uses only edges in G_i , we get that $\mathcal{C}_i(u) = \mathcal{C}_i'(u)$ for every u . Next, using Lemma 38 we can conclude that, with high probability, all reliable edges are covered by a cycle that does not contain e' .

Observation 42. *Every reliable edge $e \neq e'$ is covered by a cycle that does not contain e' with high probability.*

Proof. Due to Lemma 38 for every edge e there exists a good iteration i for the pair e, e' . Thus, G_i contains a cycle of length $\widehat{O}(D)$ that covers e and the edge e' is not sampled into G_i . Hence, by the properties of the algorithm \mathcal{A} and because all edges participating in the iteration are reliable, a cycle of length $\widehat{O}(D)$ that covers e and does not contain e' is added to the output during the i^{th} iteration. \square

We are left to show the Byzantine edge e' is covered by a legal cycle.

Claim 43. *With high probability, the Byzantine edge e' is covered.*

Proof. By Observation 42 with high probability all reliable edges are covered during the first $O(D \log^2 n)$ iterations of the algorithm. If the edge e' is covered as well, no endpoint will initiate the Broadcast procedure and therefore no additional cycle is constructed.

Assume e' is not covered during the first $O(D \log^2 n)$ iterations, and denote $e' = (u, v)$. By Observation 42 with high probability all reliable edge are covered and therefore e' is the only uncovered edge. W.l.o.g assume that the ID of v is higher than the ID of u . Thus, in the last step of the algorithm v will broadcast e' to all vertices and initiate a BFS construction while u and v ignores e' . Because the graph is 3-edge connected and e' does not participate in the tree construction, we compute a BFS tree T in $G \setminus \{e'\}$ of depth $O(D)$. Since the edges of T are reliable, the cycle $C = P \circ (u, v)$ covers e and the path P are sent in a simple pipeline manner to u and v within $O(D)$ rounds. \square

Proof of Lemma 5. The covering property holds by Claim 40, Obs. 42 and Claim 43. The congestion arguments hold by Claim 41. The length bound holds immediately, as all long cycles defined in bad iterations are omitted.

It remains to bound the running time. The preliminary Broadcast procedure requires $O(D^2 \log n)$ rounds. For each iteration i , performing algorithm \mathcal{A} required $\widehat{O}(D)$ rounds. Next, during the verification step the congestion on each edge is kept bound by $\widehat{O}(1)$, as any extra message beyond this bound is ignored. In addition, since the length of each cycle is $\widehat{O}(D)$, the verification step can be performed in $\widehat{O}(D)$ rounds. As for the last step, constructing a BFS and performing the upcast and downcast steps requires $O(D)$ rounds. We conclude that the total running time of the algorithm is $\widehat{O}(D^2)$. \square

3.4 General Compilers Under Byzantine Edge

We next show that our (c, d) BCC yields a general compiler that translates any r -round distributed algorithm \mathcal{A} into an equivalent algorithm \mathcal{A}' that works in the presence of a Byzantine edge and runs in $r' = O(r \cdot c \cdot d)$ rounds. In a recent work, Parter and Yogev [30] presented such a compiler for the more challenging setting where the identity of the Byzantine edge can alternate between rounds. Specifically, they showed a compiler for this setting with a round overhead of $O(D^3)$ rounds provided a pre-processing step in which the cycle covers are computed. Our compiler improves upon that of [30] in two aspects. First, it removes the assumption of preprocessing. Using the algorithm of the previous section, the cycles are computed in the presences of the Byzantine edge within $\widehat{O}(D^2)$ rounds. Secondly, it improves the overhead to $\widehat{O}(D^2)$.

Lemma 6. The compiler works in a round-by-round fashion, where every round of \mathcal{A} is implemented in \mathcal{A}' using a phase of $O(c \cdot d^2 \cdot r)$ rounds. At the end of the i 'th phase, all nodes will be able to recover the original messages sent to them in round i of algorithm \mathcal{A} .

Let \mathcal{C} be the cycle collection of the (c, d) BCC. Fix round i in \mathcal{A} and let M_e be the message sent from u to v for every pair of neighbors $e = (u, v) \in E$. In the i^{th} phase of \mathcal{A}' the node u sends v the message $M_{u,v}$ through e and *all* the cycles covering e in \mathcal{C} . When sending the messages each node on a cycle covering e sends at most one message targeted from u to v . If a node w is required to send at least two different messages from u to v , then w omits both messages and sends Φ instead.

At the end of phase i , each node v sets the message $\tilde{M}_{u,v}$ as its estimate for the message $M_{u,v}$ sent by u in round i of \mathcal{A} . The content of $\tilde{M}_{u,v}$ is defined by applying the following protocol. In the case that v receives an identical message $M \neq \Phi$ from u through all the cycles covering (u, v) , then $\tilde{M}_{u,v} \leftarrow M$. Otherwise, $\tilde{M}_{u,v} \leftarrow M'$ where M' is the message sent by u on the edge (u, v) . We now show that $\tilde{M}_{u,v} = M_{u,v}$ for every edge (u, v) . We consider two cases.

Case 1: $e = e'$ is the Byzantine edge. Since all the cycles covering e do not contain e , they are reliable. Therefore all messages that v receives through the cycles are identical, and equals to $M_{u,v}$. By the definition of the BCC there exists at least one cycle covering e in \mathcal{C} . Hence, v accepts the correct message.

Case 2: $e \neq e'$ is reliable. The message that u receives from v through the edge e is $M_{u,v}$. By the definition of the BCC there exists a cycle $C \in \mathcal{C}$ covering e that does not contain e' . If all edges on C deliver one message from u to v it must be the correct one. Thus, if all messages v received through the cycles are identical and differ from Φ , they must be equal to $M_{u,v}$. Otherwise, v accepts the correct message delivered through the edge (u, v) .

Round complexity. By the property of the BCC of Lemma 5, the length of the cycles is $\widehat{O}(D)$ and the edge congestion is $\widehat{O}(D)$. Since each edge belongs to $\widehat{O}(D)$ cycles of length $\widehat{O}(D)$, it needs to send $\widehat{O}(D^2)$ messages. This can be done in $\widehat{O}(D^3)$ rounds. \square

Lemma 44 (Oblivious Adversary). *If the adversary of the Byzantine edge is oblivious to the randomness of the nodes, then exchanging messages on the BCC can be done in $\tilde{O}(D^2)$ rounds.*

Proof. Each edge $e = (u, v)$ defines an algorithm \mathcal{A}_e in which u sends a message to v over all the cycles that cover (u, v) . Since each edge e'' belongs to $\tilde{O}(D)$ cycles and each cycle has length $\tilde{O}(D)$, overall an edge e'' participates in $\tilde{O}(D^2)$ algorithms. We will use the random delay approach of [25, 19]. Specifically, by [19] each algorithm \mathcal{A}_e picks a random starting point t_e uniformly in the range $[O(\tilde{O}(D^2)/\log n)]$. For the argument to hold, [19] showed that it is sufficient for the random starting points to be $O(\log n)$ -wise independent. Using the Leader Election and Broadcast algorithm, all nodes can share a random seed of $O(\log^2 n)$ bits that define this starting points.

Since the adversary is oblivious to the randomness of the nodes, for each algorithm \mathcal{A}_e in which the Byzantine edge e' participates it can send at most $O(1)$ messages as the remaining messages over that edge will be ignored. Let \mathcal{A}'_e be the modified algorithm \mathcal{A}_e in which e' sends its faulty messages. Algorithm \mathcal{A}'_e still sends $O(1)$ messages on every edge. Thus, applying the randomized argument on the algorithms $\mathcal{A}'_{e_1}, \dots, \mathcal{A}'_{e_m}$ works in the exact same manner as for the uncorrupted algorithms $\mathcal{A}_{e_1}, \dots, \mathcal{A}_{e_m}$. Therefore all these algorithms can be scheduled in congestion + dilation number of rounds, leading to $\tilde{O}(D^2)$ rounds. \square

4 Byzantine BFS

In this section we introduce an algorithm solving the Byzantine BFS problem and prove Lemma 7. Recall that in the Byzantine BFS problem we are given a D -diameter, 3-edge connected graph G and a source node s , and it is required to either output a BFS tree rooted at s , or alternatively output the identity of the Byzantine edge e' and a BFS tree in $G \setminus \{e'\}$.

4.1 The Algorithm

The algorithm starts by computing a linear upper bound cD for the diameter of the graph using Theorem 2. Then it applies the algorithm of Lemma 5 to compute (c, d) BCC denoted by \mathcal{C} for $c, d = \tilde{O}(D)$. Note that in the algorithm for the BCC one can omit the Leader Election phase and use the source s as the leader. In the high level, the actual Byzantine BFS algorithm has three phases. A *preliminary* step in which the standard BFS algorithm is applied, a *verification* step which evaluates the correctness of the constructed tree, and a *termination* step.

The preliminary step. The source node s applies the standard BFS algorithm for $O(D)$ rounds. Let τ be the round in which the BFS algorithm starts. Since we assume simultaneous wake-up, τ is known to all vertices in V . During the BFS algorithm, every node also sends its layer number to *all* its neighbors, where the source s sends layer 0. Throughout the algorithm, if a node v receives an illegal message, it simply ignores it. Note that because the graph is 3-edge connected, after $O(D)$ rounds every node u receives at least one message, and thus each node has a parent in the preliminary BFS “tree”. The goal of the next step is to verify if the BFS construction was indeed successful.

The verification step. For a node v , let $\ell(v)$ be the layer v obtained during the BFS algorithm, and let $\ell'(u)$ be the layer that v received from $u \in N(v)$ over the edge (u, v) during the BFS

algorithm. In case v did not receive any message from u during the BFS algorithm, or received a layer $\ell'(u) = i$ in round $\tau' \neq \tau + i$, it sets $\ell'(u) = \phi$, indicating that the edge (u, v) is corrupted. Next, every node v sends to each of its neighbors $u \in N(v)$ a message $(ID(v), \ell(v))$ containing its ID and its layer $\ell(v)$. The message $(ID(v), \ell(v))$ is sent to a neighbor $u \in N(v)$ along *all* the cycles in \mathcal{C} that cover the edge (v, u) . A node w participating in a cycle C covering the edge $e = (v, u)$ sends at most *one* message targeted from v to u . If w receives more than one distinct message sent by v to u , it omits these messages and sends the message ϕ targeted to v from u instead. The message ϕ indicates a corrupted scenario.

When a node u receives a message from a node v , it waits for $\widehat{O}(D)$ rounds for all messages originated at v to arrive. Then u determines the correct layer of v denoted as $\tilde{\ell}_v$ in the following manner. If all messages u received through the cycles covering (u, v) are identical, and equal to $(ID(v), \ell''(v))$ where $\ell''(v) \neq \phi$, the node u sets $\tilde{\ell}(v) = \ell''(v)$. Otherwise, u determines that the layer $\ell'(v)$ received through the edge $e = (u, v)$ during the BFS algorithm is the correct layer $\tilde{\ell}(v)$. The node u decides that (u, v) is Byzantine if either $\ell'(v) = \phi$ or $\ell'(v) \neq \tilde{\ell}(v)$. In such a case, u sends this information to v using the same verification technique over the cycles in \mathcal{C} . Once a node v detects a Byzantine edge $e = (u, v)$, the edge is ignored from that point on.

The termination step. In the case where in the previous step, an edge $e = (u, v)$ was detected by its endpoints as Byzantine, they announce that the recent BFS construction is corrupted in the following manner. The higher-ID endpoint of e broadcasts a message containing the ID of the edge e to all vertices in G using the Byzantine Broadcast algorithm of Theorem 2. Every vertex $v \in V$ that accepts a message containing an edge e considers the previous construction as corrupted. If the source node s receives and accepts a broadcast message containing the identity of an edge e , it initiates another execution of the BFS algorithm. During the BFS algorithm, the endpoints of the declared edge e ignore all messages received over this edge (as a result, the BFS tree will be computed in $G \setminus \{e\}$). Every vertex w receiving and accepting a message regarding an edge e in this termination step, sets its output (parent in the tree) according to the tree constructed in the second BFS application. Otherwise, w sets its output according to the first application.

4.2 Correctness

We begin with several auxiliary claims.

Claim 45. *By the end of the verification step, for every vertex u and a neighbor $v \in N(u)$, the value $\tilde{\ell}(v)$ computed by u corresponds to the correct layer $\ell(v)$ obtained by v during the initial BFS computation.*

Proof. First assume that $(u, v) = e'$ is the Byzantine edge. Since all cycles covering (u, v) do not contain $e' = (u, v)$, they consist of only reliable edges. Therefore all messages u receives through the cycles are identical, and equals to $(ID(v), \ell(v))$. By the definition of BCC, there exists at least one cycle covering (u, v) in \mathcal{C} , and thus u sets $\tilde{\ell}(v) = \ell(v)$.

Next, assume that $e' = (u, v)$ is reliable. By the definition of the BCC, w.h.p., at least one cycle C covering (u, v) does not contain the Byzantine edge e' . Hence, if all messages v received through the cycles are identical and are not equal to ϕ , they are equal to $(ID(v), \ell(v))$ and therefore $\tilde{\ell}_v = \ell(v)$. Otherwise, u sets $\tilde{\ell}(v) = \ell'(v)$ where $\ell'(v)$ is the value received over the edge (u, v) . Since (u, v) is reliable it holds that $\ell'(v) = \ell(v)$. \square

Using Claim 45 we can also conclude that an edge is detected during the verification step only if it is indeed the Byzantine edge.

Corollary 46. *If a node u detects an edge (u, v) as corrupted in the verification step it holds that $(u, v) = e'$ is indeed the Byzantine edge.*

Proof. By Claim 45 at the end of the verification step it holds that u computed the correct layer $\ell(v)$ obtained by v in the initial BFS computation. The edge (u, v) was detected by u as Byzantine in one of the following cases: (i) $\tilde{\ell}(v)$ is different than the message $\ell'(v)$ that u received over the edge (u, v) (ii) $\ell'(v) = \phi$ when u did not receive any layer information from v , or (iii) $\ell'(v) = \phi$ when u received a message on layer i from v in a round that is different than $\tau + i$. We claim that indeed these cases indicate that (u, v) is Byzantine. In (i), as $\tilde{\ell}(v) = \ell(v)$ by Claim 45, the received message $\ell'(v)$ through (u, v) is indeed corrupted. In (ii), the algorithm calls for all neighbors to send their layer information and thus an edge not obeying this rule is corrupted. Finally, in (iii), in a valid BFS computation, nodes should receive a message on layer i only in round $\tau + i$. Note that this case requires the simultaneous wake-up assumption which is needed here for the correctness proof of Claim 48. In all these cases we can safely conclude that the edge (u, v) is Byzantine. \square

Our next goal is to show that in the case where the Byzantine edge e' was not detected during the verification step, the BFS tree computed in the first step is correct. Let $H = \bigcup_u (u, p(u))$ be the set of edges defined in the first application of the BFS algorithm. We first claim that H is a spanning tree of V .

Claim 47. *The set of edges H obtained during the BFS algorithm forms a spanning tree of V .*

Proof. We first note that because the graph G is 2-edge connected after $2D$ rounds every vertex $v \in V$ defines a parent $p(v)$ and a layer $\ell(v)$. In addition, due to Claim 45 by the end of the verification step all vertices in V have learned the layers of their neighbors. Because the edge e' was not detected, $\forall v \in V$ it holds that $\ell(v) = \ell(p(v)) + 1$. Therefore H does not contain cycles. We are left to show that every vertex $v \in V$ has a path from s to v in H . Since each node defines a *single* parent and H has no cycles, for a vertex $v \in V$ the path $P_v = [v, p(v), p(p(v)), \dots, v_0]$ is a simple path in H . Assume towards contradiction that $s \notin P_v$ and denote the Byzantine edge by $e' = (v_1, v_2)$. Since $s \notin P_v$, the path P_v must originate at the Byzantine edge (v_1, v_2) . W.l.o.g. v_1 appears before v_2 in P_v and therefore $p(v_1) = v_2$ and $p(v_2) \neq v_1$ (otherwise, the edge would have been detected in the verification step). Since H does not contain cycles, we conclude that the path $[v_2, p(v_2), p(p(v_2)), \dots]$ does not contain the edge $e' = (v_1, v_2)$ and therefore originates at s . This implies that P_v also originates at s contradicting the assumption that $s \notin P_v$. \square

Claim 48. *If the Byzantine edge e' was not detected during the verification step, then H is a BFS tree rooted at s in G .*

Proof. By Claim 47, H is a spanning tree of V . For $i = 0, 1, \dots, D$ let $L_i(H) = \{v \in V \mid \ell(v) = i\}$ and denote by $L_i(G) = \{v \in V \mid \text{dist}_G(s, v) = i\}$. We show by induction on i that $L_i(H) = L_i(G)$ and therefore H is a BFS tree rooted at s in G . For $i = 0$, at the beginning of the algorithm the only vertex that sets its layer to be 0 is s and therefore $L_0(H) = L_0(G) = \{s\}$. Assume the claim holds for every $j \leq i - 1$ and we will show correctness for layer i . Let $v \in L_i(H)$. Due to the verification step it holds that $\ell(p(v)) = i - 1$, and v received the message from $p(v)$ in round $\tau + i - 1$. By the

induction assumption $p(v) \in L_{i-1}(H) = L_{i-1}(G)$. Thus, due to the edge $(v, p(v))$ it holds that $v \in L_{i-2}(G) \cup L_{i-1}(G) \cup L_i(G)$. Assume that $v \in L_{i-1}(G)$ and it is at distance $i - 1$ from s . Thus, v has a neighbor w at distance $i - 2$ from s , and due to the induction assumption $w \in L_{i-2}(H)$ and $\ell(w) = i - 2$. Hence, v received the layer $\ell'(w) = \ell(w) = i - 2$ from w in round $\tau + i - 2$ before it received the message from $p(v)$ in round $\tau + i - 1$. Therefore the node v would have set its layer to be $\ell(v) = i - 1$, in contradiction to the assumption that $v \in L_i(H)$. The same argument also holds for the case where $v \in L_{i-2}(G)$. We therefore conclude that $v \in L_i(G)$ and $L_i(H) \subseteq L_i(G)$.

For the other direction, let $v \in L_i(G)$ be a vertex at distance i from s . Hence, v has a neighbor $w \in L_{i-1}(G)$ and by the induction assumption $w \in L_{i-1}(H)$. By Claim 45, v received the correct layer $\ell'(w) = \ell(w) = i - 1$ from w . Moreover, since the edge (v, w) was not detected as Byzantine, v received the message $\ell(w)$ in round $\tau + i - 1$. By the induction assumption for every $j < i$ it holds that $L_j(H) = L_j(G)$. In addition, since the Byzantine edge was not detected, any message containing layer k that v received was received in round $\tau + k$. Therefore v did not receive any message before round $\tau + i - 1$ and $v \in L_i(H)$. \square

We are now ready to prove Lemma 7.

Proof of Lemma 7. During the first application of the standard BFS algorithm, by Claim 48 and Corollary 46 either we constructed a BFS tree in G or the Byzantine edge e' was detected by its endpoints. If the Byzantine edge e' was not detected, we constructed a legal output, no vertex applies the Broadcast algorithm and by Corollary 20, no message is accepted by the vertices in V . Thus, in this case we output a BFS tree rooted at s in G .

If the Byzantine edge was detected during the verification step, one of its endpoints broadcast the edge ID using the Byzantine Broadcast algorithm. By Theorem 2 all vertices in V accepts the message and the iteration is considered as corrupted. In addition, the source node s applies the BFS algorithm once more. Since the Byzantine edge is ignored by both endpoints (once detected), in the second application of the BFS algorithm we obtain a BFS tree rooted at s in $G \setminus \{e'\}$.

Running Time. Executing the Byzantine Broadcast algorithm requires $\tilde{O}(D^2)$ rounds. By Lemma 5 constructing the BCC requires $\hat{O}(D^2)$ rounds. The standard BFS algorithm is performed in $O(D)$ rounds. During the verification step, due to the dilation and congestion bounds of the cycles in \mathcal{C} , sending the messages on all the cycles requires $\hat{O}(D^3)$ rounds. Hence, the total running time of the algorithm is $\hat{O}(D^3)$. \square

Acknowledgments We are very grateful to David Peleg and Eylon Yogev for many useful discussions. More specifically, we thank Eylon Yogev for suggesting the high-level framework for the Byzantine cycle covers.

References

- [1] Noga Alon, Raphael Yuster, and Uri Zwick. Color-coding. *Journal of the ACM (JACM)*, 42(4):844–856, 1995.
- [2] Anindo Bagchi and S. Louis Hakimi. Information dissemination in distributed systems with faulty units. *IEEE Transactions on Computers*, 43(6):698–710, 1994.

- [3] Mihir Bellare and John Rompel. Randomness-efficient oblivious sampling. In *Proceedings 35th Annual Symposium on Foundations of Computer Science*, pages 276–287. IEEE, 1994.
- [4] Michael Ben-Or, Shafi Goldwasser, and Avi Wigderson. Completeness theorems for non-cryptographic fault-tolerant distributed computation. In *Proceedings of the twentieth annual ACM symposium on Theory of computing*, pages 1–10. ACM, 1988.
- [5] Michael Ben-Or and Nathan Linial. Collective coin flipping, randomness and computation (s. micali, ed.). *Academic Press, New York*, 1989:91–115, 1989.
- [6] Douglas M Blough and Andrzej Pelc. Optimal communication in networks with randomly distributed byzantine faults. *Networks*, 23(8):691–701, 1993.
- [7] Gabriel Bracha. Asynchronous byzantine agreement protocols. *Information and Computation*, 75(2):130–143, 1987.
- [8] Keren Censor-Hillel and Tariq Toukan. On fast and robust information spreading in the vertex-congest model. *Theoretical Computer Science*, 2017.
- [9] Brian A. Coan and Jennifer L. Welch. Modular construction of a byzantine agreement protocol with optimal message bit complexity. *Inf. Comput.*, 97(1):61–85, 1992.
- [10] Ran Cohen, Iftach Haitner, Nikolaos Makriyannis, Matan Orland, and Alex Samorodnitsky. On the round complexity of randomized byzantine agreement. In *33rd International Symposium on Distributed Computing, DISC 2019, October 14-18, 2019, Budapest, Hungary*, pages 12:1–12:17, 2019.
- [11] Michael Dinitz and Robert Krauthgamer. Fault-tolerant spanners: better and simpler. In *Proceedings of the 30th annual ACM SIGACT-SIGOPS symposium on Principles of distributed computing*, pages 169–178. ACM, 2011.
- [12] Danny Dolev. The byzantine generals strike again. *J. Algorithms*, 3(1):14–30, 1982.
- [13] Danny Dolev, Michael J. Fischer, Robert J. Fowler, Nancy A. Lynch, and H. Raymond Strong. An efficient algorithm for byzantine agreement without authentication. *Information and Control*, 52(3):257–274, 1982.
- [14] Cynthia Dwork, David Peleg, Nicholas Pippenger, and Eli Upfal. Fault tolerance in networks of bounded degree. *SIAM J. Comput.*, 17(5):975–988, 1988.
- [15] Michael J Fischer. The consensus problem in unreliable distributed systems (a brief survey). In *International Conference on Fundamentals of Computation Theory*, pages 127–140. Springer, 1983.
- [16] Michael J Fischer, Nancy A Lynch, and Michael S Paterson. Impossibility of distributed consensus with one faulty process. *Journal of the ACM (JACM)*, 32(2):374–382, 1985.
- [17] Juan A. Garay and Yoram Moses. Fully polynomial byzantine agreement for $n > 3t$ processors in $t + 1$ rounds. *SIAM J. Comput.*, 27(1):247–290, 1998.

- [18] Felix C Gärtner. Fundamentals of fault-tolerant distributed computing in asynchronous environments. *ACM Computing Surveys (CSUR)*, 31(1):1–26, 1999.
- [19] Mohsen Ghaffari. Near-optimal scheduling of distributed algorithms. In *Proceedings of the 2015 ACM Symposium on Principles of Distributed Computing, PODC 2015, Donostia-San Sebastián, Spain, July 21 - 23, 2015*, pages 3–12, 2015.
- [20] Parikshit Gopalan, Raghu Meka, Omer Reingold, Luca Trevisan, and Salil P. Vadhan. Better pseudorandom generators from milder pseudorandom restrictions. In *53rd Annual IEEE Symposium on Foundations of Computer Science, FOCS 2012, New Brunswick, NJ, USA, October 20-23, 2012*, pages 120–129, 2012.
- [21] Damien Imbs and Michel Raynal. Simple and efficient reliable broadcast in the presence of byzantine processes. *arXiv preprint arXiv:1510.06882*, 2015.
- [22] Idit Keidar and Sergio Rajsbaum. On the cost of fault-tolerant consensus when there are no faults: preliminary version. *ACM SIGACT News*, 32(2):45–63, 2001.
- [23] Evangelos Kranakis, Danny Krizanc, and Andrzej Pelc. Fault-tolerant broadcasting in radio networks. *Journal of Algorithms*, 39(1):47–67, 2001.
- [24] Leslie Lamport, Robert E. Shostak, and Marshall C. Pease. The byzantine generals problem. *ACM Trans. Program. Lang. Syst.*, 4(3):382–401, 1982.
- [25] Frank Thomson Leighton, Bruce M Maggs, and Satish B Rao. Packet routing and job-shop scheduling ino (congestion+ dilation) steps. *Combinatorica*, 14(2):167–186, 1994.
- [26] Alexandre Maurer and Sébastien Tixeuil. On byzantine broadcast in loosely connected networks. In *Distributed Computing - 26th International Symposium, DISC 2012, Salvador, Brazil, October 16-18, 2012. Proceedings*, pages 253–266, 2012.
- [27] Michel Paquette and Andrzej Pelc. Fast broadcasting with byzantine faults. *Int. J. Found. Comput. Sci.*, 17(6):1423–1440, 2006.
- [28] Merav Parter. Small cuts and connectivity certificates: A fault tolerant approach. In *33rd International Symposium on Distributed Computing (DISC 2019)*. Schloss Dagstuhl-Leibniz-Zentrum fuer Informatik, 2019.
- [29] Merav Parter and Eylon Yogev. Congested clique algorithms for graph spanners. In *32nd International Symposium on Distributed Computing (DISC 2018)*. Schloss Dagstuhl-Leibniz-Zentrum fuer Informatik, 2018.
- [30] Merav Parter and Eylon Yogev. Low congestion cycle covers and their applications. In *Proceedings of the Thirtieth Annual ACM-SIAM Symposium on Discrete Algorithms, SODA 2019, San Diego, California, USA, January 6-9, 2019*, pages 1673–1692, 2019.
- [31] Merav Parter and Eylon Yogev. Optimal short cycle decomposition in almost linear time. In *46th International Colloquium on Automata, Languages, and Programming, ICALP 2019, July 9-12, 2019, Patras, Greece*, pages 89:1–89:14, 2019.

- [32] Merav Parter and Eylon Yogev. Optimal short cycle decomposition in almost linear time. <http://www.weizmann.ac.il/math/partner/sites/math.partner/files/uploads/main-icalp-cycles-full.pdf>, 2019.
- [33] Marshall Pease, Robert Shostak, and Leslie Lamport. Reaching agreement in the presence of faults. *Journal of the ACM (JACM)*, 27(2):228–234, 1980.
- [34] Andrzej Pelc. Fault-tolerant broadcasting and gossiping in communication networks. *Networks: An International Journal*, 28(3):143–156, 1996.
- [35] Andrzej Pelc and David Peleg. Broadcasting with locally bounded byzantine faults. *Information Processing Letters*, 93(3):109–115, 2005.
- [36] Andrzej Pelc and David Peleg. Broadcasting with locally bounded byzantine faults. *Inf. Process. Lett.*, 93(3):109–115, 2005.
- [37] David Peleg. *Distributed Computing: A Locality-sensitive Approach*. SIAM, 2000.
- [38] David Peleg and Alejandro A Schäffer. Time bounds on fault-tolerant broadcasting. *Networks*, 19(7):803–822, 1989.
- [39] Salil P. Vadhan. Pseudorandomness. *Foundations and Trends in Theoretical Computer Science*, 7(1-3):1–336, 2012.
- [40] Oren Weimann and Raphael Yuster. Replacement paths and distance sensitivity oracles via fast matrix multiplication. *ACM Transactions on Algorithms (TALG)*, 9(2):1–13, 2013.

A Missing Details for Cycle Cover Constructions

Claim 49. *The low-congestion cycle cover algorithm \mathcal{A} can be modified such that each cycle C has a unique identifier $ID(C)$ of $\widehat{O}(1)$ bits. In the distributed output of the algorithm, each node u knows $ID(C)$ for every cycle C that passes through u .*

Proof. The reader is referred to the centralized constructions of the cycle covers in [30] and their distributed implementation in [32] for complete details. We will next explain the minor modifications required to assign cycles unique IDs. Let T be a BFS tree rooted at an arbitrary vertex. The algorithm has two main procedures, for covering the non-tree edges in $E \setminus T$ and for covering T . We start with the simpler case of assigning unique IDs for the cycles covering the non-tree edges. By Claim 5 (2) in [32], each non-tree edge appears on a unique cycle. In addition, by construction each cycle has $\widehat{O}(1)$ non-tree edges¹¹. Thus the identifier of each such cycle C is made by the list of $\widehat{O}(1)$ non-tree edges ordered in increasing IDs. (The ID of an edge $e = (u, v)$ is the $O(\log n)$ string $ID(u), ID(v)$ where w.l.o.g. $ID(u) < ID(v)$).

We next describe how to define unique IDs for the cycles computed in the tree covering procedure. The algorithm of [30] starts by defining for every edge $e = (u, p(u))$ a swap edge $e' = (x, y)$ where $p(u)$ is the parent of u in the tree. The algorithm then defines a virtual edge $(u, s(u))$ where $s(u) \in \{x, y\}$ is carefully chosen, and each node u knows its $s(u)$ mate. See Fig. 7 in [30]. The edges $(u, s(u))$ are covered by applying a recursive balanced partitioning of T into two trees T_1, T_2 . The edge $(u, s(u))$ is handled at the point where u and $s(u)$ belong to different trees, namely, T'_1 and T'_2 . At this point, the algorithm considers all nodes u in T'_1 that have their second endpoint $s(u')$ in T'_2 and vice-versa. All these nodes in T'_1 get matched by applying the TreeEdgeDisjointPath Algorithm. This process defines virtual edges internal to T'_2 , where each virtual edge corresponds to exactly two $(u, s(u))$ edges. The ID of each such virtual edge will be the concatenation of these two edge IDs $(u, s(u))$ and $(u', s(u'))$. The virtual edges are then covered by applying the non-tree covering algorithm in the tree T'_2 . By the description above each cycle contains $\widehat{O}(1)$ non-tree edges. In our case, the non-tree edge is a virtual edge whose ID correspond to two edge IDs. Thus, the ID of the cycle can again be represented using $\widehat{O}(1)$ many bits. \square

¹¹It is $2^{1/\epsilon}$ in the description in [30], but ϵ is chosen to be $1/\sqrt{\log n}$