

Incorporating Uncertain Segmentation Information into Chinese NER for Social Media Text

Shengbin Jia^{1,2}, Ling Ding¹, Xiaojun Chen¹, Shijia E², Yang Xiang¹

¹Tongji University, Shanghai, China

{shengbinjia, dling, xiaojunchen, shxiangyang}@tongji.edu.cn

²Tencent, Shanghai, China

allene@tencent.com

Abstract

Chinese word segmentation is necessary to provide word-level information for Chinese named entity recognition (NER) systems. However, segmentation error propagation is a challenge for Chinese NER while processing colloquial data like social media text. In this paper, we propose a model (UcwsNN) that specializes in identifying entities from Chinese social media text, especially by leveraging uncertain information of word segmentation. Such ambiguous information contains all the potential segmentation states of a sentence that provides a channel for the model to infer deep word-level characteristics. We propose a trilogy (i.e., Candidate Position Embedding \Rightarrow Position Selective Attention \Rightarrow Adaptive Word Convolution) to encode uncertain word segmentation information and acquire appropriate word-level representation. Experimental results on the social media corpus show that our model alleviates the segmentation error cascading trouble effectively, and achieves a significant performance improvement of 2% over previous state-of-the-art methods.

1 Introduction

Named entity recognition (NER) is a fundamental task for natural language processing and fulfills lots of downstream applications, such as semantic understanding of social media contents.

Chinese NER is often considered as a character-wise sequence labeling task since there are no natural delimiters between Chinese words (Liu et al., 2010; Li et al., 2014). But the word-level information is necessary for a Chinese NER system (Mao et al., 2008; Peng and Dredze, 2015; Zhang and Yang, 2018). Various segmentation features can be obtained from the Chinese word segmentation (CWS) procedures then used into a pipeline NER module (Peng and Dredze, 2015; He and Sun, 2017a; Zhu and Wang, 2019), or be co-trained by

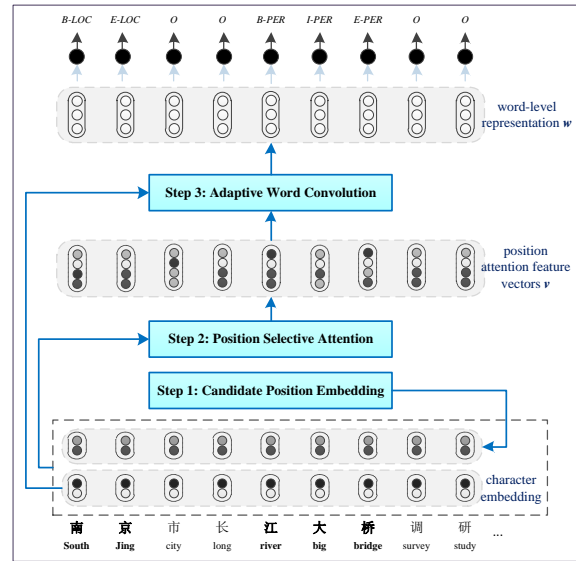


Figure 1: The architecture of our model. An interesting instance “南京市长江大桥调研(Daqiao Jiang, major of Nanjing City, is investigating)...” is represented, which is cited from (Zhang and Yang, 2018).

CWS-NER multi-task learning (Peng and Dredze, 2016; Cao et al., 2018).

However, segmentation error propagation is a challenge for Chinese NER, when processing informal data like social media text (Duan et al., 2012). The CWS will produce more unreliable results on the social media text than on the formal data. Incorrectly segmented entity boundaries may lead to NER errors. Nevertheless, most existing extractors always assume that input segmentation information is affirmative and reliable without conscious error discrimination. That is, they acquiesce in that “The one supposed-reliable word segmentation output of a CWS module will be input into the NER module”. Although the joint training way may improve the accuracy of word segmentations, the NER module still cannot recognize inevitable segmentation errors.

To solve this problem, we design a model (UIcwsNN) that dedicates to identifying entities from Chinese social media text, by incorporating Uncertain Information of Chinese Word Segmentation into a Neural Network. This kind of uncertain information reflects all the potential segmentation states of a sentence, not just the certain one that is supposed-reliable by the CWS module. Furthermore, we propose a trilogy to encode uncertain word segmentation information and acquire word-level representation, as shown in Figure 1.

In summary, the contributions of this paper are as follows:

- We embed candidate position information of characters into the model (in Section 3.1) to express the states of underlying word. And we design the Position Selective Attention (in Section 3.2) that enforces the model to focus on the appropriate positions while ignoring unreliable parts. The above operations provide a wealth of resources to allow the model to infer word-level deep characteristics, rather than bluntly impose segmentation information.
- We introduce the Adaptive Word Convolution (in Section 3.3), it dynamically provides word-level representation for the characters in specific positions, by encoding segmentations of different lengths. Hence our model can grasp useful word-level semantic information and alleviate the interference of segmentation error cascading.
- Experimental results on different datasets show that our model achieves significant performance improvements compared to baselines that use only character information. Especially, our model outperforms the previous state-of-the-art method by 2% on the social media.

2 Related Work

The NER on English has achieved promising performance by naturally integrating character information into word representations (Ma and Hovy, 2016; Peters et al., 2018; Yang et al., 2018; Yadav and Bethard, 2019; Li et al., 2020). However, Chinese NER is still underachieving because of the word segmentation problem. Unlike the English language, words in Chinese sentences are not

separated by spaces, so that we cannot get Chinese words without pre-processed CWS. In particular, identifying entities on Chinese social media is harder than on other formal text since there is worse segmentation error propagation trouble. Existing methods paid little attention to this issue, and there were few entity recognition methods specifically for Chinese social media text (Peng and Dredze, 2015; He and Sun, 2017a,b).

As for the Chinese NER, existing methods could be classified as either word-wise or character-wise. The former one used words as the basic tagging unit (Ji and Grishman, 2005). Segmentation errors would be directly and inevitably entered into NER systems. The latter used characters as the basic tokens in the tagging process (Chen et al., 2006; Mao et al., 2008; Lu et al., 2016; Dong et al., 2016). Character-wise methods that outperformed word-wise methods for Chinese NER (Liu et al., 2010; Li et al., 2014).

There were two main ways to take word-level information into a character-wise model. One was to employ various segmentation information as feature vectors into a cascaded NER model. Chinese word segmentation was performed first before applying character sequence labeling (Guo et al., 2004; Mao et al., 2008; Zhu and Wang, 2019). The pre-processing segmentation features included character positional embedding (Peng and Dredze, 2015; He and Sun, 2017a,b), segmentation tags (Zhang and Yang, 2018; Zhu and Wang, 2019), word embedding (Peng and Dredze, 2015; Liu et al., 2019; E and Xiang, 2017) and so on. The other was to train NER and CWS tasks jointly to incorporate task-shared word boundary information from the CWS into the NER (Xu et al., 2013; Peng and Dredze, 2016; Cao et al., 2018). Although co-training might improve the validity of the word segmentation, the NER module still had no specific measures to avoid segmentation errors. The above existing methods suffered the potential issue of error propagation.

A few researchers tried to address the above defect. Luo and Yang (2016) used multiple word segmentation outputs as additional features to a NER model. However, they treated the segmentations equally without error discrimination. Liu et al. (2019) introduced four naive selection strategies to select words from the pre-prepared Lexicon for their model. However, these strategies did not consider the context of a sentence. Zhang

and Yang (2018) proposed a Lattice LSTM model that used the gated recurrent units to control the contribution of the potential words. However, as shown by Liu et al. (2019), the gate mechanism might cause the model to degenerate into a partial word-based model. Ding et al. (2019) and Gui et al. (2019) proposed the models with graph neural network based on the information that the gazetteers or lexicons offered. Obtaining large-scale, high-quality lexicons would be costly. They were dedicated to capturing the correct segmentation information but might not alleviate the interference of inappropriate segmentations.

It is worth mentioning that the above methods were not specifically aimed at social media. We propose a method to learn word-level representation by leveraging uncertain word segmentation information while considering the informal expression characteristics of social media text.

3 Methodology

Figure 1 illustrates the overall architecture of our model UIcwsNN. Given a sentence $S = \{c_1, c_2, \dots, c_n\}$ as the sequence of characters, each character will be assigned a pre-prepared tag.

We use a Conditional random fields (CRF) layer to decode tags according to the outputs from the sequence encoder (Lample et al., 2016; Yang et al., 2018).

As for the sequence encoding, we use the convolution operation as our basic encoding unit. The colloquial social media text usually does not have normative grammar or syntax and presents semantics in fragmented form, for example, “有好多好多的话想对你说李巾凡想要瘦瘦瘦成李帆我是想切开云朵的心(Have many many words to say to you Jinfan Li wanna thin thin thin to Fan Li I am a heart that want to cut the cloud)”. These properties will destroy the propagation of temporal semantic information that comes with the textual sequence. Therefore, the Convolutional neural network (CNN) is naturally suitable for encoding colloquial text because it specializes in capturing salient local features from a sequence.

More importantly, we use a trilogy to learn the word-level representation by incorporating uncertain information of Chinese text segmentation, as shown in the following details.

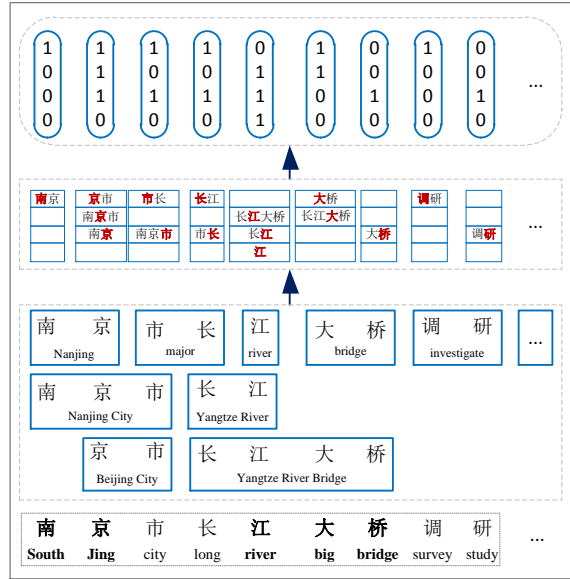


Figure 2: Create the candidate position embedding.

3.1 Step-1: Candidate Position Embedding

We design the candidate position embedding to represent candidate positions of each character in all potential words. It reflects the states of all underlying segmentation in a sentence.

We firstly scan all the potential words in the sentence that can be worded¹, so as to obtain as much meaningful segmentation states as possible. As shown in the bottom part of Figure 2, the instance can be segmented and obtained candidate segmentations: “南京(Nanjing), 京市(Jing City), 南京市(Nanjing City), 市长(major), 长江(Yangtze River), 江(river), 大桥(bridge), 长江大桥(Yangtze River Bridge), 调研(investigate), ...”.

Next, we use a 4-dimensional vector $c_i^{(p)}$ to embed candidate position information of a character, where each dimension indicates the positional candidate (i.e., Begin, Inside, End, Single) of a character in words. 1 if it exists, 0 otherwise. For example, as shown in middle and top parts of Figure 2, as “京(Jing)” being the begin of “京市(Beijing City)”, the inside of “南京市(Nanjing City)”, and the end of “南京(Nanjing)”, the 1st, 2nd and 3rd dimensions of the embedding of “京(Jing)” are 1, but the 4th dimension is 0 (i.e., [1, 1, 1, 0]).

The correct segmentation sequence for the example should be “南京(Nanjing)/市长(major)/江大桥(Daqiao Jiang)/调研(is investigating)/...”. However, the one certain segmentation output that

¹We use the “Jieba”, a popular python packages for the CWS. Its special function “cut_for_search()” can achieve this operation. (<https://github.com/fxsjy/jieba>)

is supposed-reliable by the above CWS tool is “南京市(Nanjing City)/长江大桥(Yangtze River Bridge)/调研(investigates)/...”. The errors may cause that the entity “江大桥(Daqiao Jiang)” is not recognized. In contrast, the candidate position embedding should be a more reasonable representation for the Chinese sentence segmentation. It is flexible for a model to infer word-level characteristics.

3.2 Step-2: Position Selective Attention

There should be only one certain position for a character in the given sentence. We design the position selective attention over candidate positions. It enforces the model to focus on the most relevant positions while ignoring unreliable parts.

Each sequence S is projected to an attention matrix \mathbf{A} that captures the semantics of position features interaction according to the contexts.

$$\mathbf{A} = \tanh(\mathbf{W}^{(a)}[\mathbf{h}_1, \mathbf{h}_2, \dots, \mathbf{h}_n]), \quad (1)$$

where \mathbf{A} is a matrix of $n \times 4$, \mathbf{W} is trainable parameters.

We apply a set of convolution operations that involve filters $\mathbf{W}^{(c)}$ and bias terms $b^{(c)}$ to the sequence to learn a representation \mathbf{h}_i for character c_i .

$$\mathbf{h}_i = [\mathbf{h}_i^{l=2}; \mathbf{h}_i^{l=3}; \mathbf{h}_i^{l=4}; \mathbf{h}_i^{l=5}], \quad (2)$$

$$\mathbf{h}_i^l = \text{relu}(\mathbf{W}_l^{(c)}[\mathbf{x}_i, \dots, \mathbf{x}_{i+l-1}] + b_l^{(c)}), \quad (3)$$

where \mathbf{h}_i^l represents a feature that is generated from a window of length l started with c_i . The \mathbf{x}_i is the combination of character embedding $\mathbf{c}_i^{(e)}$ and expanded candidate position embedding, as

$$\mathbf{x}_i = \mathbf{c}_i^{(e)} + \mathbf{W}^{(p)}\mathbf{c}_i^{(p)}, \quad (4)$$

where $\mathbf{c}_i^{(e)} \in \mathbb{R}^{d_e}$, $\mathbf{W}^{(p)} \in \mathbb{R}^{4d_p}$. To enhance the learning of the position information assisted by the character semantic information, we ensure $d_e \leq d_p$.

Given the matrix \mathbf{A} , we define

$$\mathbf{v}_i = \frac{\exp(\mathbf{A}_{i,j})}{\sum_{j=0}^3 \exp(\mathbf{A}_{i,j})}, \quad (5)$$

to quantify the reliability of the j^{th} position with respect to the i^{th} character.

The position attention feature vectors \mathbf{v} should assign higher attention values to the appropriate positions while minimizing the values of disturbing positions.

	南	京	市	长	江	大	桥	调	研
	South	Jing	city	long	river	big	bridge	survey	study
$subw_{i-3:i}$									
$subw_{i-2:i}$							✓		
$subw_{i-1:i}$		✓		✓		✓			✓
$subw_i$									
$subw_{i:i+1}$	✓		✓			✓		✓	
$subw_{i:i+2}$					✓				
$subw_{i:i+3}$									

Figure 3: Display the tabulation of subwords. The red vertical lines identify correct word segmentations. The ✓ shows the subwords that fit each character.

3.3 Step-3: Adaptive Word Convolution

Based on the position selection of each character, the step-3 encodes word segmentations to obtain complete word-level semantics.

As for each character c_i , we expect to encode the segmentation that involves the c_i as its word-level representation. There is a challenge: The lengths of word segmentations are diverse, and the positions of characters located in segmentations are flexible. A single encoding structure is difficult to adapt to this situation. Therefore, we propose the adaptive word convolution.

When c_i is the k^{th} character of the word w , we design the word to consist of two parts, namely, the left subword and the right subword, in the form

$$\begin{aligned} & w_{m:m+h-1} \\ \Leftrightarrow & subw_{m:i} \oplus subw_{i:m+h-1} \quad (6) \\ \Leftrightarrow & subw_{(i-k):i} \oplus subw_{i:(i+h-1-k)}, \end{aligned}$$

where $1 \leq m \leq n$, $1 \leq h \leq 4$,² $m \leq i \leq m+h$, and $0 \leq k < h$, \oplus denotes join operation. For the instance mentioned above, we expect to get the tabulation, as shown in Figure 3. For example, the “南(South)” is the first (i.e., $k=0$) character of the word “南京”(Nanjing) (i.e. $i=m=1$ and $h=2$), we can use the left $subw_{1:1}$ and the right $subw_{1:2}$ to express the word $w_{1:2}$, and then as the word-level representation for the character “南(South)”. Especially, we discard the $subw_{1:1}$ because $subw_{1:2}$ contains it.

To model subwords automatically, we learn a feature map \mathbf{F} ($n \times 7$) through a set of convolution operations with windows of different directions and

²In most cases, Chinese words are no longer than 4 characters.

different sizes, as

$$\mathbf{F} = \begin{bmatrix} \overleftarrow{sw}_1^3 & \overleftarrow{sw}_2^3 & \cdots & \overleftarrow{sw}_n^3 \\ \overleftarrow{sw}_1^2 & \overleftarrow{sw}_2^2 & \cdots & \overleftarrow{sw}_n^2 \\ \overleftarrow{sw}_1^1 & \overleftarrow{sw}_2^1 & \cdots & \overleftarrow{sw}_n^1 \\ \overrightarrow{sw}_1^0 & \overrightarrow{sw}_2^0 & \cdots & \overrightarrow{sw}_n^0 \\ \overrightarrow{sw}_1^1 & \overrightarrow{sw}_2^1 & \cdots & \overrightarrow{sw}_n^1 \\ \overrightarrow{sw}_1^2 & \overrightarrow{sw}_2^2 & \cdots & \overrightarrow{sw}_n^2 \\ \overrightarrow{sw}_1^3 & \overrightarrow{sw}_2^3 & \cdots & \overrightarrow{sw}_n^3 \end{bmatrix}, \quad (7)$$

$$\overleftarrow{sw}_i^k = \text{relu}(\mathbf{W}_k^{(s)}[z_{i-k}, \dots, z_i] + b_k^{(s)}), \quad (8)$$

$$\overrightarrow{sw}_i^k = \text{relu}(\mathbf{W}_k^{(s')}[z_i, \dots, z_{i+k}] + b_k^{(s')}), \quad (9)$$

$$z_i = \mathbf{c}_i^{(e)} + \mathbf{W}^{(v)}\mathbf{v}_i, \quad (10)$$

where $\mathbf{W}^{(v)} \in \mathbb{R}^{d_v}$, the \rightarrow indicates the windows sliding forward, whereas \leftarrow shows the windows sliding backward.

Based on the candidate position distribution of characters learned from the step-2, our model can adaptively separate valid subwords from the \mathbf{F} to learn the word-level representation \mathbf{w}_i , in detail,

$$\mathbf{w}_i = \sum_{f=0}^6 \alpha_{if} \mathbf{F}_{i,f}, \quad (11)$$

$$\alpha_{if} = \frac{\exp(g(\mathbf{F}_{i,f}, \mathbf{v}_i))}{\sum_{f=0}^6 \exp(g(\mathbf{F}_{i,f}, \mathbf{v}_i))}, \quad (12)$$

$$g(\mathbf{F}_i, \mathbf{v}_i) = \tanh(\mathbf{W}^{(\alpha)}[\mathbf{F}_i + \mathbf{W}^{(v)}\mathbf{v}_i]). \quad (13)$$

After performing the trilogy, the model can grasp useful word-level semantic information and avoid the trouble of segmentation error cascading.

4 Experiments

4.1 Settings

Datasets. We evaluate Chinese NER models on two popular datasets. The *WeiboNER* corpus (Peng and Dredze, 2015; He and Sun, 2017a), is drawn from Chinese social media. It contains 1,890 Sina Weibo messages annotated with four entity types ([PER]SON, [ORG]ANIZATION, [LOC]ATION, and [GEO]POLITICAL), including named entities (NAM) and nominal mentions

(NOM). The *MSRA* dataset (Levow, 2006), is in the formal text domain. There are 50,729 annotated sentences with three entity types (PER, ORG, and LOC). We use the BIOES scheme (Begin, Inside, Outside, End, Single) to indicate the position of the token in an entity (Ratinov and Roth, 2009).

Evaluation. We measure the performance of models by regarding three complementary metrics, Precision (P), Recall (R), and F1-measure (F). Each experiment will be performed five times under different random seeds to reduce the volatility of models. Then we report the mean and standard deviation for each model.

Hyperparameters. The character embedding is pre-trained on the raw microblog text³ by the word2vec⁴, and its dimension is 100. As for the base model BiLSTM+CRF, we use hidden state size as 200 for a bidirectional LSTM. As for the base model CNNs+CRF, we use 100 filters with window length $\{2, 3, 4, 5\}$. We tune other parameters and set the learning rate as 0.001, dropout rate as 0.5. We randomly select 20% of the training set as a validation set. We train each model for a maximum of 120 epochs using Adam optimizer and stop training if the validation loss does not decrease for 20 consecutive epochs. Besides, we set $d_e = d_p = 100$ and $d_v = 25$. We also experiment with other settings and find that these are the most reasonable.

4.2 Results and Detailed Analysis

4.2.1 Ablation Study

To study the contribution of each component in our model, we conduct ablation experiments on the two datasets where we use the product of each step to decode tags. We display the results in Table 1 and draw the following conclusions.

The feature (CS) is generated from the one certain segmentation output that is supposed-reliable by the CWS tool Jieba, and it may not benefit the NER on social media text. Compared with the corresponding baseline, the feature (CS) impels the model to improve its performance on the MSRA dataset but to reduce performance on the WeiboNER corpus. There are more segmentation errors on social media text than on formal text so that the impact of error cascading is heavy for NER on social media.

On the WeiboNER dataset, the three steps exert

³<http://www.nlpir.org/download/weibo.7z>

⁴<https://radimrehurek.com/gensim/models/word2vec.html>

Table 1: Results of ablation experiments on the WeiboNER dataset and MSRA dataset. The base model is the CNNs+CRF.

Models	WeiboNER			MSRA		
	P	R	F \pm std	P	R	F \pm std
character embedding (baseline)	66.45	53.47	59.22 \pm 0.42	87.11	85.84	86.47 \pm 0.21
+ certain segmentation feature (CS)	68.41	51.82	58.92 \pm 0.54	90.37	88.06	89.20 \pm 0.12
+ candidate position embedding (CPE)	65.19	56.46	60.51 \pm 0.37	90.20	88.27	89.22 \pm 0.06
+ position selective attention (PSA)	68.50	55.31	61.13 \pm 0.49	90.34	89.08	89.71 \pm 0.22
+ adaptive word convolution (AWC)	67.37	57.61	62.07 \pm 0.61	89.87	90.54	90.20 \pm 0.24
base model + BERT	78.01	72.97	75.40 \pm 0.33	94.51	91.72	93.09 \pm 0.27
UIcwsNN + BERT	79.64	73.29	76.33 \pm 0.20	96.31	94.98	95.64 \pm 0.15

different capabilities for improving model performance. Compared with the baseline, the model with the step-1 (+CPE) yields 1.3% improvement in the F value, and its recall improves significantly by 3%, although the precision decreases 1.2%. After we continue with the step-2 (+PSA), the F value further increases by 0.6%. In this scenario, both precision and recall are higher than the baseline. When the step-3 (+AWC) is completed, the F value further increases by 0.9%. In this scenario, the recall significantly improves by 4% with 0.9% improvement in precision, compared to the baseline.

Combining the results on the two different datasets, we find several consistent phenomena. Globally, the F values of the model keep increasing after each step. From a decomposition perspective, the step-2 (+PSA) is notable for improving the precision of the model. And the step-3 (+AWC) is significant for improving the recall. Therefore, the trilogy is complementary.

Our method has good robustness. On the two datasets from different domains, the uncertain information of word segmentations is always efficient, the trilogy (i.e., +CPE, +PSA, +AWC) is valuable. However, performance improvement on the WeiboNER dataset is more significant than on the MSRA dataset. In contrast with formal text, the social media text contains more word segmentation errors that better reflects the advantages of our method.

Finally, We verify the influence of the pre-trained language model BERT (Devlin et al., 2018) on our model. We optimize the BERT⁵ to obtain the character embedding and train the model CNNs+CRF jointly, where its F value reaches 75% on the WeiboNER dataset. The BERT improves

⁵https://storage.googleapis.com/bert_models/2018_11_03/chinese_L-12_H-768_A-12.zip

Table 2: The F values of existing models on the WeiboNER dataset. * indicates that the model utilizes external lexicons. \circ indicates that the model adopts joint learning. The previous models do not use the BERT, so we show the results of our model without BERT.

Models	NAM	NOM	Overall
(Peng and Dredze, 2015) \circ	51.96	61.05	56.05
(Peng and Dredze, 2016) \circ	55.28	62.97	58.99
(He and Sun, 2017a)	50.60	59.32	54.82
(He and Sun, 2017b)	54.50	62.17	58.23
(Zhang and Yang, 2018)*	53.04	62.25	58.79
(Cao et al., 2018) \circ	54.34	57.35	58.70
(Zhu and Wang, 2019)	55.38	62.98	59.31
(Liu et al., 2019)*	52.55	67.41	59.84
(Ding et al., 2019)*	-	-	59.50
(Gui et al., 2019)*	55.34	64.98	60.21
(Johnson et al., 2020)	55.70	62.80	59.50
BiLSTM+CRF	53.95	62.63	57.69
CNNs+CRF	55.07	62.97	59.22
Our model (UIcwsNN)	57.58	65.97	62.07

the entity recognition outcome dramatically since it uses large-scale external data to pre-train the contextual embedding. When we use our model UIcwsNN to replace the base model CNNs+CRF, the effect is improved by nearly 1%. It proves that our trilogy and the BERT are complementary. The BERT can provide high-quality character-level embedding to the model, and our method contributes word-level semantic information for the model. This conclusion can also be drawn from the results of the MSRA dataset.

4.2.2 Comparison with Existing Methods

Table 2 represents the results of the WeiboNER dataset. Our model UIcwsNN significantly outperforms other models and achieves new state-of-the-

Table 3: The results of different models on the MSRA dataset. \times indicates that the model uses the BERT.

Model	P	R	F
(Chen et al., 2006)	91.22	81.71	86.20
(Dong et al., 2016)	91.28	90.62	90.95
(Zhang and Yang, 2018)	93.57	92.79	93.18
(Zhu and Wang, 2019)	93.53	92.42	92.97
(Ding et al., 2019)	94.60	94.20	94.40
(Zhao et al., 2019) \times	95.46	95.09	95.28
(Gong et al., 2019) \times	95.26	95.57	95.42
(Johnson et al., 2020)	93.71	92.29	92.99
UIcwsNN	89.87	90.54	90.20
UIcwsNN + BERT \times	96.31	94.98	95.64

art performance. The overall score of our model is generally more than 2% higher than the scores of other models. Many methods use lexicon instead of the CWS to provide extractors with external word-level information, but how to choose the appropriate words based on sentence contexts is their challenge. Besides, the approaches that jointly train NER and CWS tasks do not achieve desired results, because segmentation noises affect their effectiveness inevitably. Our model handles this trouble.

The CNN-based models achieve better performance compared to the model BiLSTM+CRF. Furthermore, most of the existing methods construct encoders based on recurrent neural networks or graph neural networks. Although they perform excellent results on the MSRA dataset, they do not achieve a significant improvement on the WeiboNER corpus. In addition to the word segmentation error propagation on social media, another important reason may be that the fragmented semantic expression of colloquial text limits their performance. In contrast, our CNN-based model plays a better advantage in capturing the fragmented semantics of colloquial text.

Results on the MSRA dataset are shown in Table 3. Our model UIcwsNN specializes in learning word-level representation, but rarely considers other-levels characteristics, such as long-distance temporal semantics. Therefore, it only achieves competitive performance on the formal text. But our model UIcwsNN+BERT realizes new state-of-the-art performance.

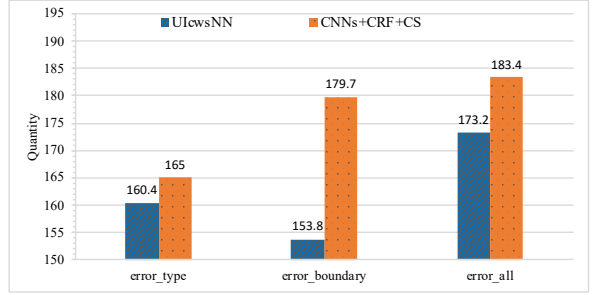


Figure 4: The statistics of the model output errors on the WeiboNER corpus. The model CNNs+CRF+CS uses the feature of the one supposed-reliable word segmentation output from the CWS tool Jieba.

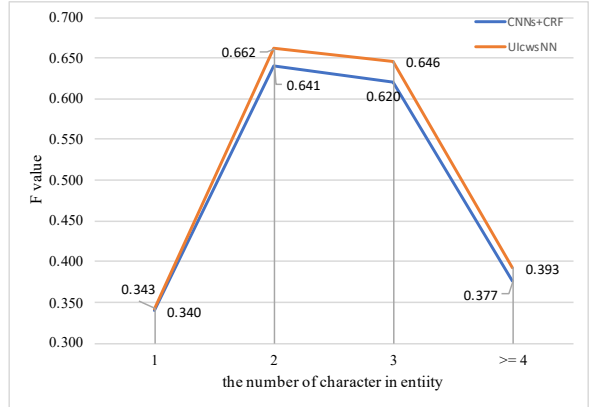


Figure 5: Performance of multi-character entities on the WeiboNER dataset. The base model CNNs+CRF only uses character embedding.

4.2.3 Error Analysis

We count the output errors of models and classify them into two categories⁶: type error and boundary error, as shown in Figure 4. The model CNNs+CRF+CS produces more boundary errors than type errors. However, our model UIcwsNN dramatically decreases the boundary error outputs (and the type errors are also reduced), so that the error distribution is reversed. That is, in model UIcwsNN, the proportion of boundary errors is smaller than that of type errors, but in model CNNs+CRF+CS, the opposite is true. This situation shows that word segmentation errors generated by the word segmentation tool seriously affect model performance, especially misleading the model to identify wrong entity boundaries. Our method can learn the word boundaries effectively, thereby alleviating the cascade of segmentation errors.

⁶If there are two kinds of errors on a predicted entity, the error will be counted twice.

Table 4: Testing examples with segmentation errors.

Case One	有人祝我早生贵[女] _{PER.NOM} 真是无语啊 Someone wished me to have a precious daughter soon, I am so speechless
candidate segmentation	有人(someone), 祝(wish), 我(me), 早(soon), 早生(early birth), 生贵(precious), 贵(precious), 女(daughter), 女真(Nuzhen), 是(is), 真是(really), 无语(speechless), 啊(ah)
one certain segmentation	有人(someone), 祝(wish), 我(me), 早(soon), 生贵(precious), 女真(Nuzhen), 是(is), 无语(speechless), 啊(ah)
Case Two	刚刚获得了微博[准会员] _{PER.NOM} 专属徽章, 开心 I just got the exclusive badge for a weibo associate member, I am happy
candidate segmentation	刚刚(just now), 获得(get), 了(finish), 微博(weibo), 微博准(wei bo zhun), 准会(quasi), 会员(member), 专属(exclusive), 徽章(badge), 开心(happy)
one certain segmentation	刚刚(just now), 获得(get), 了(finish), 微博准(wei bo zhun), 会员(member), 专属(exclusive), 徽章(badge), 开心(happy)

4.2.4 Performance against Multi-character Entities

Figure 5 shows the performance of recognizing entities with different lengths $\{1, 2, 3, \geq 4\}$. According to statistics, entities with two or three characters account for more than 95% of the total number of entities. Both models give high F scores for entities of moderate lengths $\{2, 3\}$, but low performance for entities that are too short or too long. The reasons may be that entities with a single character or more than four characters are rare, resulting in model training inadequately. Our model UIcwsNN achieves better results than the base model CNNs+CRF when identifying entities of various lengths. In particular, as for entities with two or three characters, the model UIcwsNN yields more than 2% improvement. This situation implies that our model captures word-level semantic information by modeling the uncertain information of word segmentations so that it is good at recognizing multi-character entities.

4.2.5 Case Study

Table 4 shows several examples with word segmentation errors. When we use the one certain (supposed-reliable) segmentation sequence from the tool Jieba as the word-level feature for the model CNNs+CRF+CS, the segmentation errors “女真’(Nuzhen)” and “微博准(wei bo zhun)” lead to the misjudgments of the entities “女(daughter)” and “准会员(associate member)”, respectively. Our model UIcwsNN can extract these entities. The uncertain character positions can provide our model with rich word-level information. Then, we use the position selective attention to support the model to learn appropriate segmentation states.

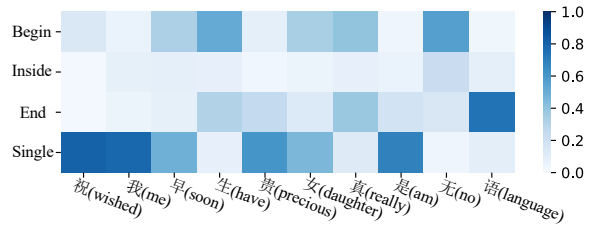


Figure 6: Visualization of position attention values v obtained from the position selective attention.

The visualization of the first case in Figure 6 shows that our model can assign higher attention values to the appropriate positions while mitigating error interferences.

5 Conclusion

Named entity recognition is an urgent task for semantic understanding of social media content. As for the Chinese NER, Chinese word segmentation error propagation is prominent since there is much colloquial text in social media. In this paper, we explore a trilogy to leverage the uncertain information of word segmentation to avoid the interference of segmentation errors. The step-1 utilizes the Candidate Position Embedding to present the potential segmentation states of a sentence; The step-2 employs the Position Selective Attention to capture appropriate segmentation states while ignoring unreliable parts; The step-3 uses the Adaptive Word Convolution to encode word-level representation dynamically. We analyze the performance of each component of the model and discuss the relationship between the model and related factors such as segmentation error, BERT, and entity length. Experiment results on different datasets

show that our model achieves new state-of-the-art performance. It demonstrates that our method has an excellent ability to capture word-level semantics and can alleviate the segmentation error cascading trouble effectively. In future work, we hope that the model can get rid of the word segmentation tool, instead, learn the candidate position information autonomously. We will release the source code when the paper is openly available.

Acknowledgments

This work is supported by the National Key Research and Development Project of China under Grant no. 2019YFB1704402, the 2019 Tencent Marketing Solution Rhino-Bird Focused Research Program, and the 2020 Tencent Rhino-Bird Elite Training Program.

References

- Pengfei Cao, Yubo Chen, Kang Liu, Jun Zhao, and Shengping Liu. 2018. Adversarial transfer learning for chinese named entity recognition with self-attention mechanism. In *Proceedings of the 2018 Conference on Empirical Methods in Natural Language Processing*, pages 182–192.
- Aitao Chen, Fuchun Peng, Roy Shan, and Gordon Sun. 2006. Chinese named entity recognition with conditional probabilistic models. In *Proceedings of the Fifth SIGHAN Workshop on Chinese Language Processing*, pages 173–176.
- Jacob Devlin, Ming-Wei Chang, Kenton Lee, and Kristina Toutanova. 2018. Bert: Pre-training of deep bidirectional transformers for language understanding. *arXiv preprint arXiv:1810.04805*.
- Ruixue Ding, Pengjun Xie, Xiaoyan Zhang, Wei Lu, Linlin Li, and Luo Si. 2019. A neural multi-digraph model for chinese NER with gazetteers. In *Proceedings of the 57th Conference of the Association for Computational Linguistics, ACL 2019*, pages 1462–1467.
- Chuanhai Dong, Jiajun Zhang, Chengqing Zong, Masanori Hattori, and Hui Di. 2016. Character-based lstm-crf with radical-level features for chinese named entity recognition. In *Natural Language Understanding and Intelligent Applications*, pages 239–250. Springer.
- Huiming Duan, Zhifang Sui, Ye Tian, and Wenjie Li. 2012. The cips-sighan clp 2012 chinese word segmentation on microblog corpora bakeoff. In *Proceedings of the second CIPS-SIGHAN joint conference on Chinese language processing*, pages 35–40.
- Shijia E and Yang Xiang. 2017. Chinese named entity recognition with character-word mixed embedding. In *Proceedings of the 2017 ACM on Conference on Information and Knowledge Management*, pages 2055–2058. ACM.
- Cheng Gong, Jiuyang Tang, Shengwei Zhou, Zepeng Hao, and Jun Wang. 2019. Chinese named entity recognition with bert. *DEStech Transactions on Computer Science and Engineering*, (cisnrc).
- Tao Gui, Yicheng Zou, Qi Zhang, Minlong Peng, Jintan Fu, Zhongyu Wei, and Xuanjing Huang. 2019. A lexicon-based graph neural network for chinese ner. In *Proceedings of the 2019 Conference on Empirical Methods in Natural Language Processing and the 9th International Joint Conference on Natural Language Processing (EMNLP-IJCNLP)*, pages 1039–1049.
- Honglei Guo, Jianmin Jiang, Gang Hu, and Tong Zhang. 2004. Chinese named entity recognition based on multilevel linguistic features. In *International Conference on Natural Language Processing*, pages 90–99. Springer.
- Hangfeng He and Xu Sun. 2017a. F-score driven max margin neural network for named entity recognition in chinese social media. In *Proceedings of the 15th Conference of the European Chapter of the Association for Computational Linguistics: Volume 2, Short Papers*, pages 713–718.
- Hangfeng He and Xu Sun. 2017b. A unified model for cross-domain and semi-supervised named entity recognition in chinese social media. In *Thirty-First AAAI Conference on Artificial Intelligence*.
- Heng Ji and Ralph Grishman. 2005. Improving name tagging by reference resolution and relation detection. In *Proceedings of the 43rd Annual Meeting on Association for Computational Linguistics*, pages 411–418.
- Shardrom Johnson, Sherlock Shen, and Yuanchen Liu. 2020. Cwpc_biatt: Character-word-position combined bilstm-attention for chinese named entity recognition. *Information*, 11(1):45.
- Guillaume Lample, Miguel Ballesteros, Sandeep Subramanian, Kazuya Kawakami, and Chris Dyer. 2016. Neural architectures for named entity recognition. In *Proceedings of NAACL-HLT*, pages 260–270.
- Gina-Anne Levow. 2006. The third international chinese language processing bakeoff: Word segmentation and named entity recognition. In *Proceedings of the Fifth SIGHAN Workshop on Chinese Language Processing*, pages 108–117.
- Haibo Li, Masato Hagiwara, Qi Li, and Heng Ji. 2014. Comparison of the impact of word segmentation on name tagging for chinese and japanese. In *LREC*, pages 2532–2536.

- Jing Li, Aixin Sun, Jianglei Han, and Chenliang Li. 2020. A survey on deep learning for named entity recognition. *IEEE Transactions on Knowledge and Data Engineering*.
- Wei Liu, Tongge Xu, Qinghua Xu, Jiayu Song, and Yueran Zu. 2019. An encoding strategy based word-character LSTM for Chinese NER. In *Proceedings of the 2019 Conference of the North American Chapter of the Association for Computational Linguistics: Human Language Technologies*, pages 2379–2389.
- Zhangxun Liu, Conghui Zhu, and Tiejun Zhao. 2010. Chinese named entity recognition with a sequence labeling approach: based on characters, or based on words? In *International Conference on Intelligent Computing*, pages 634–640. Springer.
- Yanan Lu, Yue Zhang, and Dong-Hong Ji. 2016. Multi-prototype chinese character embedding. In *LREC*.
- Wencan Luo and Fan Yang. 2016. An empirical study of automatic chinese word segmentation for spoken language understanding and named entity recognition. In *Proceedings of the 2016 Conference of the North American Chapter of the Association for Computational Linguistics: Human Language Technologies*, pages 238–248.
- Xuezhe Ma and Eduard Hovy. 2016. End-to-end sequence labeling via bi-directional lstm-cnns-crf. In *Proceedings of the 54th Annual Meeting of the Association for Computational Linguistics (Volume 1: Long Papers)*, volume 1, pages 1064–1074.
- Xinnian Mao, Yuan Dong, Saike He, Sencheng Bao, and Haila Wang. 2008. Chinese word segmentation and named entity recognition based on conditional random fields. In *Proceedings of the Sixth SIGHAN Workshop on Chinese Language Processing*.
- Nanyun Peng and Mark Dredze. 2015. Named entity recognition for chinese social media with jointly trained embeddings. In *Proceedings of the 2015 Conference on Empirical Methods in Natural Language Processing*, pages 548–554.
- Nanyun Peng and Mark Dredze. 2016. Improving named entity recognition for chinese social media with word segmentation representation learning. In *The 54th Annual Meeting of the Association for Computational Linguistics*, page 149.
- Matthew Peters, Mark Neumann, Mohit Iyyer, Matt Gardner, Christopher Clark, Kenton Lee, and Luke Zettlemoyer. 2018. Deep contextualized word representations. In *Proceedings of the 2018 Conference of the North American Chapter of the Association for Computational Linguistics: Human Language Technologies, Volume 1 (Long Papers)*, pages 2227–2237.
- Lev Ratinov and Dan Roth. 2009. Design challenges and misconceptions in named entity recognition. In *Proceedings of the Thirteenth Conference on Computational Natural Language Learning*, pages 147–155.
- Yan Xu, Yining Wang, Tianren Liu, Jiahua Liu, Yubo Fan, Yi Qian, Junichi Tsujii, and Eric I Chang. 2013. Joint segmentation and named entity recognition using dual decomposition in chinese discharge summaries. *Journal of the American Medical Informatics Association*, 21(e1):e84–e92.
- Vikas Yadav and Steven Bethard. 2019. A survey on recent advances in named entity recognition from deep learning models. *arXiv preprint arXiv:1910.11470*.
- Jie Yang, Shuailong Liang, and Yue Zhang. 2018. Design challenges and misconceptions in neural sequence labeling. In *Proceedings of the 27th International Conference on Computational Linguistics*, pages 3879–3889.
- Yue Zhang and Jie Yang. 2018. Chinese ner using lattice lstm. In *Proceedings of the 56th Annual Meeting of the Association for Computational Linguistics (Volume 1: Long Papers)*, pages 1554–1564.
- H. Zhao, M. Xu, and J. Cao. 2019. Pre-trained language model transfer on chinese named entity recognition. In *2019 IEEE 21st International Conference on High Performance Computing and Communications; IEEE 17th International Conference on Smart City; IEEE 5th International Conference on Data Science and Systems (HPCC/SmartCity/DSS)*, pages 2150–2155.
- Yuying Zhu and Guoxin Wang. 2019. Can-ner: Convolutional attention network for chinese named entity recognition. In *Proceedings of the 2019 Conference of the North American Chapter of the Association for Computational Linguistics: Human Language Technologies, Volume 1 (Long and Short Papers)*, pages 3384–3393.