

---

# Power Constrained Bandit

---

Jiayu Yao  
Harvard University

Emma Brunskill  
Stanford University

Weiwei Pan  
Harvard University

Susan Murphy  
Harvard University

Finale Doshi-Velez  
Harvard University

## Abstract

Contextual bandits often provide simple and effective personalization in decision making problems, making them popular in many domains including digital health. However, when bandits are deployed in the context of a scientific study, the aim is not only to personalize for an individual, but also to determine, with sufficient statistical power, whether or not the system’s intervention is effective. The two objectives are often deployed under different model assumptions, making it hard to determine how achieving one goal affects the other. In this work, we develop general meta-algorithms to modify existing algorithms such that sufficient power is guaranteed, without significant decrease in average return. We also demonstrate that our meta-algorithms are robust to various model mis-specifications.

## 1 Introduction

Contextual bandits provide an attractive middle ground between multi-arm bandits and full Markov Decision Processes. Their simplicity, robustness, and effectiveness had made them popular in domains ranging from online education to ads recommendation. In this work, we are motivated by situations in which we not only want to personalize actions to the user, but we also want to guarantee the ability to detect whether an action has an effect (if it exists). This property is known as *power*: the probability of finding a treatment effect (if it exists). Such situations are common when the contextual bandit is used as part of a study: imagine a mobile app that will help patients manage their mental illness by delivering reminders to self-monitor their

mental state. In this case, not only may we want to personalize reminders, but we also want to measure the marginal effect of reminders on self-monitoring. Quantifying these effects is often essential for downstream science and development.

Currently, there exist algorithms that either have principled bounds on regret (e.g. [Abbasi-Yadkori et al. \(2011\)](#); [Agrawal and Goyal \(2012\)](#); [Krishnamurthy et al. \(2018\)](#)), largely coming from the Reinforcement Learning (RL) community, or aim to rigorously determine an effect (e.g. micro-randomized trials [Liao et al. \(2016\)](#); [Klasnja et al. \(2015\)](#); [Kramer et al. \(2019\)](#)), which have been a focus in the experimental design community. Practical implementation of these algorithms often results in tensions: for regret minimization, one may make assumptions that are likely not true, but close enough to result in fast personalization. However, for treatment effect analysis, one must be able to make strong statistical claims in the face of a potentially non-stationary user—e.g. one who is initially excited by the novelty of a new app, and then disengages—as well as highly stochastic, hidden aspects of the environment—e.g. if the user has a deadline looming, or started watching a new television series. It is not obvious whether an algorithm that does a decent job of personalization under one set of assumptions would guarantee desired power under more general assumptions.

In this work, we *both* rigorously guarantee that a trial will be sufficiently powered to provide inference about treatment effects (produce generalizable knowledge about a population of users) *and* minimize regret (improve each user’s well-being). In minimizing regret, each user represents a different task; the task is performed on the entire sample of users. We specifically focus on settings where trials are expensive, and thus not only must one be sufficiently powered, one must also leave open the option for post-hoc analyses via off-policy evaluation techniques; the latter implies that all action probabilities must be bounded away from 0 or 1. To achieve both goals, we adjust a variety of popular regret-minimization algorithms such that sufficient power is guaranteed *and* we get optimal regret per user with respect to an oracle that selects from a class of power-preserving policies. We provide formal analyses

and experiments for specific algorithms, as well as general approaches for adapting existing contextual bandit algorithms to meet our goals.

## 2 Related Work

There is a body of works focusing on ways to quantify properties of various arms of a bandit. Some works estimate the means of all arms (Carpentier et al., 2011) while others focus on best-arm identification to find the best treatment with confidence (Audibert and Bubeck, 2010). Best-arm identification has been applied to both stochastic and adversarial settings (Abbasi-Yadkori et al., 2018; Lattimore and Szepesvari, 2019). However, these algorithms typically personalize little if at all, and thus can result in high regret.

Other works focus on minimizing regret without considering testing hypotheses related to treatment effectiveness. While there exists a long history of optimizing bandits in RL (Abbasi-Yadkori et al., 2011; Agrawal and Goyal, 2012), perhaps most relevant are more recent works that can achieve optimal first order regret rates in highly stochastic, even adversarial settings (Lattimore and Szepesvari, 2019; Krishnamurthy et al., 2018; Greenewald et al., 2017). Our approach also provides power guarantees in those challenging settings without significant increase in regret.

Finally, other works consider different simultaneous objectives. Degenne et al. (2019); Erraqabi et al. (2017) consider arm value estimation jointly with regret minimization. Nie et al. (2018); Deshpande et al. (2018); Hadad et al. (2019) consider how to accurately estimate the means or provide confidence intervals with data collected via adaptive sampling algorithms. At a high level, most similar to this work is that of Williamson et al. (2017); Villar et al. (2015) who assume stationary Bernoulli rewards. They consider the task of assigning treatments to  $N$  individuals so as to minimize regret (i.e., maximize success rate). They consider heuristic alternatives to improve power but not guarantee it. Our approach considers more general settings and provides theoretical guarantees for a stated power.

To our knowledge, we are the first to consider two tasks: a sequential decision problem per user with the goal to minimize regret during the study while guaranteeing the power to detect a marginal (across the users) effect after the study is over. We guarantee the latter in a *non-stationary* and *stochastic* setting.

## 3 Preliminaries: Notation, Model, and Statistical Setting

We consider a collection of histories  $\{H_{nT}\}_{n=1}^N$  consisting of  $N$  users, each with  $T$  steps, where  $H_{nt} = (C_{n0}, A_{n0}, R_{n0}, C_{n1}, A_{n1}, R_{n1}, \dots, C_{nt})$ ,  $t \leq T$  is the history of user  $n$  up to time step  $t$ ;  $C_{nt}$  denotes the context of user  $n$  at time step  $t$ ,  $A_{nt} \in \{0, 1\}$  denotes the binary action, and  $R_{nt}$  denotes the reward. The potential rewards are  $(R_{nt}(0), R_{nt}(1))$ . The reward  $R_{nt}$  is a composite of the potential rewards and the action,  $A_{nt}$ :  $R_{nt} = R_{nt}(A_{nt})$ . For each user, a contextual bandit algorithm uses a policy  $\pi_t$  which is a function constructed from the user's prior data  $H_{n,t-1}, A_{n,t-1}, R_{n,t-1}$ , in order to select action  $A_{nt}$  based on the current context  $C_{nt}$  (i.e.  $P(A_{nt} = 1) = \pi_t(C_{nt})$ ). We write the policy  $\pi_t(C_{nt})$  as  $\pi_{nt}$  for short in the following text.

In practice, it is common to make certain assumptions for efficient exploration and good performance when minimizing regret. For later statistical analysis, those assumptions might be violated but we still desire to preserve sufficient power. In this section, we describe a very general setting for treatment effect analysis such that the environment can be stochastic, non-stationary, and future contexts can depend on past ones. In Section 5, we will consider a variety of additional assumptions that might be made by the regret minimization algorithm. For example, Action-Centered Thompson Sampling (Greenewald et al., 2017) and Semi-Parametric Contextual Bandit (Krishnamurthy et al., 2018) assume that the treatment effect only depends on the current context  $C_{nt}$  while our setting for power guarantees allows it to be a function of full history  $H_{nt}$ . We also allow reward noise to be correlated across time.

Finally, we will require policies to have action probabilities in some  $[\pi_{\min}, \pi_{\max}]$  bounded away from 0 and 1. This policy class is preferred—and often required—by scientists who wish to preserve their ability to perform unspecified secondary analyses (Thomas and Brunskill, 2016; Su et al., 2019) and causal inference analyses (Boruvka et al., 2018). We also run the algorithm for each user separately, as correctly accounting for treatment effect when combining data over users is nontrivial since users may enter the study at different times. Furthermore, some works have found that for online detection and prediction, user-specific algorithms work better than population-based algorithms (Dallery et al., 2013; Korinek et al., 2018; Albers et al., 2017).

**Preliminaries: Environment and Notation for Statistical Analyses** We consider a semiparametric linear contextual bandit setting, which is less restrictive than a fully linear setting, where the reward function can be decomposed into an action-independent marginal reward term and an action-dependent linear

treatment effect term.

For the treatment effect, we assume it satisfies

$$\mathbb{E}[R_{nt}(1)|H_{nt}] - \mathbb{E}[R_{nt}(0)|H_{nt}] = Z_t^\top(H_{nt})\delta_0, \quad (1)$$

where  $Z_t(H_{nt})$  is a set of features that are a known function of the history  $H_{nt}$ . Importantly, the feature vector  $Z_t(H_{nt})$  is independent of the present action,  $A_{nt}$ , but may depend on prior actions. We assume that an expert defines what features of a history may be important for the reward but make *no* assumptions about how the history itself evolves. We assume the histories  $\{H_{nt}\}_{n=1}^N$  are independent and identically distributed as we run algorithms on each user separately. However, there may be dependencies across time within a specific user. Finally, we assume that the variance of potential rewards is finite ( $\text{Var}[R_{nt}(a)|H_{nt}] < \infty$  for  $a \in \{0, 1\}$  and  $t = 1, \dots, T$ ). We denote the marginal reward,  $\mathbb{E}[R_{nt}|H_{nt}]$ , by  $\gamma_t(H_{nt})$ , which can be a complex non-linear function of the history  $H_{nt}$ . We will discuss how to approximate  $\gamma_t(H_{nt})$  later. In the following text, we write the features  $Z_t(H_{nt})$  as  $Z_{nt}$  and the marginal reward  $\gamma_t(H_{nt})$  as  $\gamma_{nt}$  for short. In fact,  $\mathbb{E}[R_{nt}|A_{nt}, H_{nt}] = \gamma_{nt} + (A_{nt} - \pi_{nt})Z_{nt}^\top\delta_0$  (Appendix A.1).

**Preliminaries: Hypothesis Testing** In statistics, hypothesis testing is the act of testing an assumption about the population based on observations collected from an experiment. In this work, we are interested in testing if there exists a treatment effect. Our goal is to test between the null hypothesis  $H_0$ , which proposes there is no treatment effect ( $H_0 : \delta_0 = 0$  where the vector  $\delta_0$  encodes the information of treatment effect in Equation 1), and the alternate hypothesis  $H_1$ , which proposes there is a treatment effect ( $H_1 : \delta_0 \neq 0$ ). Hypothesis testing is often analyzed in terms of the *Type 1 error* and the *power*. The Type 1 error is the probability of finding a treatment effect when there is no effect ( $P(\text{Reject } H_0 | H_0 \text{ is True})$ ), and the power is the probability of detecting a treatment effect when an effect truly exists ( $P(\text{Reject } H_0 | H_1 \text{ is True})$ ). Prior to data collection, power analysis can be used to compute the number of samples needed to achieve a particular level of power (if an effect of a certain size exists).

**Preliminaries: Test Statistic** To identify if we can reject the null hypothesis, we need to construct a test statistic that allows us to compare the sample data with what is expected under the null hypothesis. Drawing on one used in multiple micro-randomized trials (Liao et al., 2016; Boruvka et al., 2018; Klasnja et al., 2019; Bidargaddi et al., 2018), we construct a test statistic that requires minimal assumptions to guarantee the desired Type 1 error rate and the desired power. The construction first assumes the model in Equation 1. Next we construct a “working model” for the marginal

reward  $\gamma_{nt}$ :

$$\mathbb{E}[R_{nt}|H_{nt}] = \gamma_{nt} = B_{nt}^\top\gamma_0, \quad (2)$$

for some vector  $\gamma_0$  and  $B_{nt}$  is a vector of features constructed from the history  $H_{nt}$  provided by experts.

Let  $\theta = \begin{bmatrix} \gamma \\ \delta \end{bmatrix}$ . Our test statistics  $\hat{\theta} = \begin{bmatrix} \hat{\gamma} \\ \hat{\delta} \end{bmatrix}$  will minimize

$$L(\theta) = \sum_{n=1}^N \sum_{t=1}^T \frac{(R_{nt} - X_{nt}^\top\theta)^2}{\pi_{nt}(1 - \pi_{nt})} \quad (3)$$

where  $X_{nt} = \begin{bmatrix} B_{nt} \\ (A_{nt} - \pi_{nt})Z_{nt} \end{bmatrix} \in \mathcal{R}^{(p+q) \times 1}$ , and  $p, q$  are the dimensions of  $B_{nt}, Z_{nt}$  respectively. Setting  $\partial L(\theta)/\partial \theta = 0$  gives the solution for  $\hat{\theta}$ :

$$\hat{\theta} = \left( \frac{1}{N} \sum_{n=1}^N \sum_{t=1}^T \frac{X_{nt}X_{nt}^\top}{\pi_{nt}(1 - \pi_{nt})} \right)^{-1} \times \left( \frac{1}{N} \sum_{n=1}^N \sum_{t=1}^T \frac{R_{nt}X_{nt}}{\pi_{nt}(1 - \pi_{nt})} \right) \quad (4)$$

Since we are mainly interested in detecting the treatment effect, we focus on the properties of  $\hat{\delta}$ , which is the estimator of  $\delta_0$ . The loss function in Equation 3 centers the action by  $A_{nt} - \pi_{nt}$ . This will result in an unbiased estimator of  $\delta_0$  even when the working model in Equation 2 is false (Boruvka et al., 2018). The asymptotic distribution of  $\sqrt{N}(\hat{\delta} - \delta_0)$  is as follows:

**Theorem 1.** *Under the assumptions in this section, and the assumption that matrices  $\mathbb{E}[\sum_{t=1}^T Z_{nt}Z_{nt}^\top]$ ,  $\mathbb{E}[\sum_{t=1}^T \frac{B_{nt}B_{nt}^\top}{\pi_{nt}(1 - \pi_{nt})}]$  are invertible, the distribution of  $\sqrt{N}(\hat{\delta} - \delta_0)$  converges, as  $N$  increases, to a normal distribution with 0 mean and covariance  $\Sigma_\delta = QW^{-1}Q$ , where  $Q = \mathbb{E}[\sum_{t=1}^T Z_{nt}Z_{nt}^\top]^{-1}$ , and*

$$W = \mathbb{E} \left[ \sum_{t=1}^T \frac{(R_{nt} - X_{nt}^\top\theta^*)(A_{nt} - \pi_{nt})Z_{nt}}{\pi_{nt}(1 - \pi_{nt})} \sum_{t=1}^T \frac{(R_{nt} - X_{nt}^\top\theta^*)(A_{nt} - \pi_{nt})Z_{nt}^\top}{\pi_{nt}(1 - \pi_{nt})} \right],$$

where  $\gamma^* = \mathbb{E} \left[ \sum_{t=1}^T \frac{B_{nt}B_{nt}^\top}{\pi_{nt}(1 - \pi_{nt})} \right]^{-1} \mathbb{E} \left[ \sum_{t=1}^T \frac{B_{nt}R_{nt}}{\pi_{nt}(1 - \pi_{nt})} \right]$  and  $\theta^* = \begin{bmatrix} \delta_0 \\ \gamma^* \end{bmatrix}$ .

*Proof.* The proof is a minor adaptation of Boruvka et al. (2018). See Appendix Section A.2.  $\square$

The covariance matrix,  $\Sigma_\delta$ , can be estimated from the data using standard methods. Denote the estimator of

$\Sigma_\delta$  by  $\hat{\Sigma}_\delta$  (See Section 6.1, for  $\hat{\Sigma}_\delta$ ). Under the null hypothesis  $\delta_0 = 0$ , the statistic  $N\hat{\delta}^\top \hat{\Sigma}_\delta^{-1} \hat{\delta}$  asymptotically follows a  $\chi_p^2$  where  $p$  is the number of parameters in  $\delta_0$ . Under the alternate hypothesis  $\delta_0 = \delta$ ,  $N\hat{\delta}^\top \hat{\Sigma}_\delta^{-1} \hat{\delta}$  has an asymptotic non-central  $\chi_p^2$  distribution with degrees of freedom  $p$  and non-centrality parameter  $c_N = N\delta^\top \Sigma_\delta^{-1} \delta$ . The Type 1 error rate is the percentage of times that the null hypothesis is incorrectly rejected; power is the number of times that the null hypothesis is correctly rejected.

## 4 Power Constrained Bandits

Intuitively, to guarantee sufficient power given limited trials, each arm needs to be pulled at least some minimal number of times—that is, if we don’t sufficiently explore, we won’t be able to determine the treatment effect. The amount of exploration is controlled by  $\pi_{nt}$ .

We first prove this intuition is true: for a fixed randomization probability  $\pi_{nt} = \pi$ , there exists a  $\pi_{\min}$  and  $\pi_{\max}$  ( $\pi_{\min} \leq \pi_{\max}$ ) such that when  $\pi$  is  $\pi_{\min}$  or  $\pi_{\max}$ , the experiment is sufficiently powered.

**Theorem 2.** *Let  $\epsilon_{nt} = R_{nt} - X_{nt}^\top \theta^*$  where  $\theta^*$  is defined in Theorem 1. Assume that the working model in Equation 2 is correct. Further assume that  $\mathbb{E}[\epsilon_{nt}|A_{nt}, H_{nt}] = 0$  and  $\text{Var}(\epsilon_{nt}|H_{nt}, A_{nt}) = \sigma^2$ . Let  $\alpha_0$  be the desired Type 1 error and  $1 - \beta_0$  be the desired power. Set*

$$\pi_{\min} = \frac{1 - \sqrt{1 - 4\Delta}}{2}, \pi_{\max} = \frac{1 + \sqrt{1 - 4\Delta}}{2},$$

$$\Delta = \frac{\sigma^2 c_{\beta_0}}{N\delta_0^\top \mathbb{E}\left[\sum_{t=1}^T Z_{nt} Z_{nt}^\top\right] \delta_0}.$$

We choose  $c_{\beta_0}$  such that  $1 - \Phi_{p; c_{\beta_0}}(\Phi_p^{-1}(1 - \alpha_0)) = \beta_0$ , where  $\Phi_{p; c_{\beta_0}}$  denotes the cdf of a non-central  $\chi^2$  distribution with d.f.  $p$  and non-central parameter  $c_{\beta_0}$ , and  $\Phi_p^{-1}$  denotes the inverse cdf of a  $\chi^2$  distribution with d.f.  $p$ . For a given trial with  $N$  subjects each over  $T$  time units, if the randomization probability is fixed at  $\pi_{nt} = \pi_{\min}$  or  $\pi_{\max}$ , the resulting Type 1 error converges to  $\alpha_0$  as  $N \rightarrow \infty$  and the resulting power converges to  $1 - \beta_0$  as  $N \rightarrow \infty$ .

*Proof.* (Sketch) The rejection region for  $H_0 : \delta_0 = 0$  is  $\{N\hat{\delta}^\top \hat{\Sigma}_\delta^{-1} \hat{\delta} > \Phi_p^{-1}(1 - \alpha_0)\}$ , which results in the Type 1 error of

$$\alpha_0 = \Phi_p(\Phi_p^{-1}(1 - \alpha_0)),$$

and the power of

$$1 - \beta_0 = 1 - \Phi_{p; c_N}(\Phi_p^{-1}(1 - \alpha_0)) \quad (5)$$

where  $c_N = N\delta_0^\top \Sigma_\delta^{-1} \delta_0$ . The formula for  $\Sigma_\delta$  is in Theorem 1, thus we only need to solve for  $\pi_{\min}, \pi_{\max}$

when we substitute the expression for  $\Sigma_\delta$  in  $c_N$ . The full analysis is in Appendix A.3.  $\square$

Although we do not need the working model in Equation 2 to be correct for the test statistic defined in Theorem 1 to possess the desired Type 1 error, the choice of  $B_{nt}$  can have an effect on the robustness of power guarantee (Appendix A.5). In Section 6.2, we show this effect is not significant. In some cases, such as in the work of Liao et al. (2016),  $Z_{nt}$  may be available in advance of the study. In other cases, the study designer will need to specify a space of plausible models and determining the power for some fixed  $\pi$  will require finding the worst-case  $\mathbb{E}[\sum_t Z_{nt} Z_{nt}^\top]$ .

Next, we prove that as long as each randomization probability  $\pi_{nt} \in [\pi_{\min}, \pi_{\max}]$ , the power constraint will be met. Our proof holds for *any* selection strategy for  $\pi_{nt}$ , *including* ones where the policy is adversarially chosen to minimize power based on the subject’s history  $H_{nt}$ . Having the condition across myriad ways of choosing  $\pi_{nt}$  is essential to guaranteeing power for any contextual bandit algorithm that can be made to produce clipped probabilities.

**Theorem 3.** *With the same set of assumptions in Theorem 2, given  $\pi_{\min}, \pi_{\max}$  we solved for above, if for all  $n$  and all  $t$  we have that  $\pi_{nt} \in [\pi_{\min}, \pi_{\max}]$ , then the resulting power will converge to a value no smaller than  $1 - \beta_0$  as  $N \rightarrow \infty$ .*

*Proof.* (Sketch) The right hand side of Equation 5 is monotonically increasing with respect to  $c_N$ . The resulting power will be no smaller than  $1 - \beta_0$  as long as  $c_N \geq c_{\beta_0}$ . This holds when  $\pi_{nt} \in [\pi_{\min}, \pi_{\max}]$ . The full proof is in Appendix A.4.  $\square$

## 5 Regret with Power-Constrained Bandits

In Section 4, we provided an algorithm-agnostic way to guarantee a study’s power constraints were met, in the very general setting described in Section 3. In practice, one often uses bandit algorithms that make more specific environment assumptions than power analyses do. Now, we consider, with the power constraints, how well we can do with respect to regret *under the bandit algorithm’s environment assumptions*. Because we constrain to policies that guarantee a certain amount of exploration, our goal is to preserve regret rates, now with respect to a clipped oracle, i.e. an oracle whose action probabilities  $\pi_{nt}$  lie within  $\pi_{\min}$  and  $\pi_{\max}$ . We first study specific algorithms in which we can preserve regret rates with respect to a clipped oracle by simply clipping the action selection probability to lie in



$[\pi_{\min}, \pi_{\max}]$ . We also present general wrapper algorithms that allow us to adapt a large class of existing algorithms while preserving regret rates.

### 5.1 Regret Rates with Probability Clipping

In some cases, one can simply clip action probabilities and still achieve optimal regret with respect to a clipped oracle. For example, Action-Centered Thompson Sampling (ACTS (Greenewald et al., 2017)) and Semi-Parametric Contextual Bandits (BOSE (Krishnamurthy et al., 2018)) have optimal first order regret with respect to a clipped oracle if one clips probabilities. Both algorithms perform in non-stationary, adversarial settings where the features and rewards are a function of the current context  $C_{nt}$  (unlike our full history  $H_{nt}$ ). BOSE further assumes the noise term is action independent. Neither algorithms consider power; using our probabilities will result in optimal regret and satisfy the required power guarantees.

Other cases are more subtle but still work: for example, we can prove that clipping Linear Stochastic Bandits (OFUL) preserves regret with respect to a clipped oracle (the proof involves ensuring optimism under the constraint, see Appendix A.6).

### 5.2 General Power-Preserving Wrapper Algorithms

The above cases require a case-by-case analysis to determine if clipping probabilities would preserve regret rates (with respect to a clipped oracle). Now we describe how to adapt a wide variety of bandit algorithms in a way that (a) guarantees sufficient power and (b) preserves regret rates with respect to a clipped oracle.

**Meta-Algorithm: Action-Flipping** Denote the action probability given by a bandit algorithm  $\mathcal{A}$  as  $\pi_{\mathcal{A}}(C_{nt})$ . Suppose we take the action output by any algorithm and flip it with some probability:

1. Given current context  $C_{nt}$ , algorithm  $\mathcal{A}$  produces action probabilities  $\pi_{\mathcal{A}}(C_{nt})$
2. Sample  $A_{nt} \sim \text{Bern}(\pi_{\mathcal{A}}(C_{nt}))$ .
3. If  $A_{nt} = 1$ , sample  $A'_{nt} \sim \text{Bern}(\pi_{\max})$ . If  $A_{nt} = 0$ , sample  $A'_{nt} \sim \text{Bern}(\pi_{\min})$ .
4. We perform  $A'_{nt}$  and receive reward  $R_{nt}$ .
5. The algorithm  $\mathcal{A}$  stores the tuple  $C_{nt}, A_{nt}, R_{nt}$ . (Note that if  $A_{nt}$  and  $A'_{nt}$  are different, then, unbeknownst to the algorithm  $\mathcal{A}$ , a different action was actually performed.)
6. The scientist stores the tuple  $C_{nt}, A'_{nt}, R_{nt}$  for their analysis.

Let  $A'_{nt} = G(A_{nt})$  denote the stochastic transformation by which the wrapper above transforms the action  $A_{nt}$  from algorithm  $\mathcal{A}$  to the new action  $A'_{nt}$ . Suppose that the input algorithm  $\mathcal{A}$  had some regret rate  $\mathcal{R}(T)$  for a set of environments  $\Omega$  (e.g. assumptions on distributions of  $\{C_{nt}, R_{nt}(0), R_{nt}(1)\}_{t=1}^T$ ). We provide conditions under which the altered version of algorithm  $\mathcal{A}$ , as described above, will achieve the same rate against a clipped oracle:

**Theorem 4.** *Given  $\pi_{\min}$ ,  $\pi_{\max}$  and a contextual bandit algorithm  $\mathcal{A}$ , assume that algorithm  $\mathcal{A}$  has expected regret  $\mathcal{R}(T)$  for any environment in  $\Omega$ , with respect to an oracle  $\mathcal{O}$ . If there exists an environment in  $\Omega$  such that the potential rewards,  $R'_{nt}(a) = R_{nt}(G(a))$  for  $a \in \{0, 1\}$ , then the wrapper algorithm will (1) return a data set that satisfies the desired power constraints and (2) have expected regret no larger than  $\mathcal{R}(T)$  with respect to a clipped oracle  $\mathcal{O}'$ .*

*Proof.* (Sketch) Our wrapper algorithm makes the input algorithm  $\mathcal{A}$  believe that the environment is more stochastic than it is. If algorithm  $\mathcal{A}$  achieves some rate in this more stochastic environment, then it will be optimal with respect to the clipped oracle. Full proof in Appendix Section A.7.  $\square$

There exist many environments  $\Omega$  which are closed under the reward transformation above, including Abbasi-Yadkori et al. (2011); Agrawal and Goyal (2012); Langford and Zhang (2007). In Appendix A.7, we describe a large number of settings, which includes the stochastic contextual bandit and the adversarial contextual bandit, under which this wrapper could be used.

### Meta-Algorithm: Selective Data Dropping

The action flipping strategy above is simple, but it adds stochasticity into the agent’s perceived environment. If this stochasticity is not desired, or for algorithms where the environmental class  $\Omega$  is not closed under our stochastic transformation  $G$ , we provide another meta-algorithm that uses the following strategy:

1. Produce  $\pi_{\mathcal{A}}(C_{nt})$  as before. If sampling  $A_{nt} \sim \text{Bern}(\pi_{\mathcal{A}}(C_{nt}))$  would have produced the same action as sampling  $A'_{nt} \sim \text{Bern}(\text{clip}(\pi_{\mathcal{A}}(C_{nt})))$  (see detailed algorithm description in Appendix A.9 as to how to do this efficiently), then perform  $A_{nt}$ ; else perform  $A'_{nt}$ .
2. The algorithm  $\mathcal{A}$  stores the tuple  $C_{nt}, A_{nt}, R_{nt}$  if  $A_{nt}$  was performed; else it stores nothing from that interaction.
3. The scientist *always* stores the tuple  $C_{nt}, A'_{nt}, R_{nt}$

**Theorem 5.** *Given input  $\pi_{\min}, \pi_{\max}$  and a contextual bandit algorithm  $\mathcal{A}$ . Assume algorithm  $\mathcal{A}$  has a regret bound  $\mathcal{R}(T)$  and that one of the following holds for the setting  $\mathcal{B}$ : (1) under  $\mathcal{B}$  the data generating process for each context is independent of history, or (2) under  $\mathcal{B}$  the context depends on the history, and the bound  $\mathcal{R}$  for algorithm  $\mathcal{A}$  is robust to an adversarial choice of context.*

*Then our wrapper algorithm will (1) return a dataset that satisfies the desired power constraints under the data generation process of Section 3 and (2) has expected regret no larger than  $\mathcal{R}(\pi_{\max}T) + (1 - \pi_{\max})T$  if assumptions of  $\mathcal{B}$  are satisfied in the true environment.*

*Proof.* (Sketch) The key to guaranteeing good regret with this wrapper for a broad range of input algorithms  $\mathcal{A}$  is in deciding what information we share with the algorithm. The context-action-reward tuple from that action is only shared with the input algorithm  $\mathcal{A}$  if  $\mathcal{A}$  would have also made that same decision. This process ensures that the input algorithm  $\mathcal{A}$  only sees samples that match the data it would observe if it was making all decisions. Hence, the environment  $\Omega$  remains closed when data are dropped and the expected regret rate is no worse than  $\mathcal{R}(\pi_{\max}T)$  with respect to a clipped oracle. The full proof is in Appendix Section A.9.  $\square$

## 6 Experiments

We demonstrate properties of our power-constrained bandits on standard semiparametric and adversarial settings as well as realistic mobile health simulator.

### 6.1 Settings, Baselines, and Metrics

**Test Statistic Calculation** To calculate the test statistic,  $N\hat{\delta}^\top \hat{\Sigma}_\delta^{-1} \hat{\delta}$ ,  $\hat{\delta}$  and  $\hat{\Sigma}_\delta$  are needed.  $\hat{\delta}$  can be obtained from  $\hat{\theta}$  in Equation 4.  $\hat{\Sigma}_\delta$  can be obtained from  $\hat{\Sigma}_\theta = \begin{bmatrix} \hat{\Sigma}_\gamma & \hat{\Sigma}_{\gamma\delta} \\ \hat{\Sigma}_{\delta\gamma} & \hat{\Sigma}_\delta \end{bmatrix}$  where  $\hat{\Sigma}_\theta$  is

$$\hat{\Sigma}_\theta = \left( \frac{1}{N} \sum_{n=1}^N \sum_{t=1}^T \frac{X_{nt} X_{nt}^\top}{\pi_{nt}(1 - \pi_{nt})} \right)^{-1} \left( \frac{1}{N} \sum_{n=1}^N \sum_{t=1}^T \frac{\hat{\epsilon}_{nt} X_{nt}}{\pi_{nt}(1 - \pi_{nt})} \right) \\ \times \left( \frac{1}{N} \sum_{n=1}^N \sum_{t=1}^T \frac{\hat{\epsilon}_{nt} X_{nt}^\top}{\pi_{nt}(1 - \pi_{nt})} \right) \left( \frac{1}{N} \sum_{n=1}^N \sum_{t=1}^T \frac{X_{nt} X_{nt}^\top}{\pi_{nt}(1 - \pi_{nt})} \right)^{-1} \quad (6)$$

where  $\hat{\epsilon}_{nt} = R_{nt} - X_{nt}^\top \hat{\theta}$ . Equation 6 is derived in Appendix Section A.2.

**Standard Environments** Our semiparametric contextual bandit (SCB) samples  $Z_{nt}$  and  $\delta_0$  uniformly from a sphere and  $\epsilon_{nt}$  are i.i.d.. Our adversarial semiparametric (ASCB) setting is from [Krishnamurthy et al. \(2018\)](#); it uses a nonparametric component in the reward to corrupt the information the learner receives. Details in Appendix C.1 and C.2.

**Realistic Mobile Health Simulator** [Liao et al. \(2016\)](#) introduced a mobile health simulator motivated by the HeartSteps mobile health study that used messages to increase the user’s physical activity. Each simulated user  $n$  participates for 90 days,  $A_{nt} = 1$  represents a message is delivered, and  $R_{nt}$  represents the square root of the step count at day  $t$ . The  $\gamma_{nt}$  decreases linearly over time as people engage more at the start of the study.  $Z_{nt}$  is created by experts such that the treatment effect  $Z_{nt}^\top \delta_0$  starts small at day 0, peaks at day 45, and decays to 0 at day 90 as people disengage. The  $\epsilon_{nt}$  follows an AR(1) process. See details in Appendix C.3.

**Baselines** To our knowledge, bandit algorithms with power guarantees are novel. Thus, we compare our power-preserving strategies applied to various algorithms focused on minimizing regret: ACTS, BOSE, and linear Upper Confidence Bound (linUCB ([Chu et al., 2011](#)), which is similar to OFUL but simpler to implement and more commonly used in practice). We also include a Fixed Policy ( $\pi_{nt} = 0.5$  for all  $n, t$ ), a clipped (power-preserving) oracle, and standard (non-power preserving) oracle (details in Appendix B).

**Metrics** For each of the algorithms, we compute the Type 1 error, the power (under correct and incorrect specifications of various model assumptions in Section 3) and the average return (AR). We also compute the regret with respect to a clipped oracle ( $reg_c$ ) as

$$reg_c = \mathbb{E} \left[ \sum_{t=1}^T \max_{a, \pi^*} \mathbb{E}[R_{nt} | A_{nt} = a, H_{nt}] \right] - \mathbb{E} \left[ \sum_{t=1}^T R_{nt} \right] \quad (7)$$

where  $a \in \{0, 1\}$ ,  $\pi^* \in [\pi_{\min}, \pi_{\max}]$ .

**Hyperparameters** All the algorithms require hyperparameters, which are selected by maximizing the average return. The same parameter values are used in the adapted and non-adapted versions of the algorithms. (All hyperparameter settings in Appendix D.1).

### 6.2 Results

We generate 1,000 simulation datasets for each experiment. We set the desired Type 1 error  $\alpha_0 = 0.05$  and the desired power  $1 - \beta_0 = 0.8$ . For the  $s^{th}$  simulation dataset, we estimate  $\hat{\theta}^{(s)}$  using Equation 4. With all simulation datasets, we empirically estimate one  $\hat{\Sigma}_\theta$  using Equation 6. Then we compute  $\hat{\delta}^{(s)}$  and  $\hat{\Sigma}_\delta$  from  $\hat{\theta}^{(s)}$  and  $\hat{\Sigma}_\theta$  respectively. The test statistics  $\{N\hat{\delta}^{(s)\top} \hat{\Sigma}_\delta^{-1} \hat{\delta}^{(s)}\}_{s=1}^{1000}$  follow the distribution described in Section 3. We find the following main effects.

**When there is no treatment effect, we recover the correct Type 1 error.** Before power analysis, a basic but critical question is whether we achieve the correct Type 1 error when there is no treatment effect. We have shown in Theorem 3 that Type 1 error will be

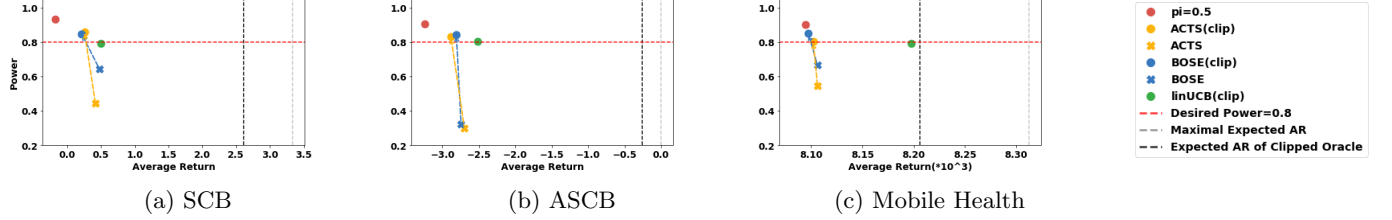


Figure 1: Average Return v.s. Resulting power:  $x$ -axis denotes average return and  $y$ -axis denotes the resulting power. Power tends to decrease as average return increases, though clipped linUCB preserves power with a stronger performance than the other baselines.

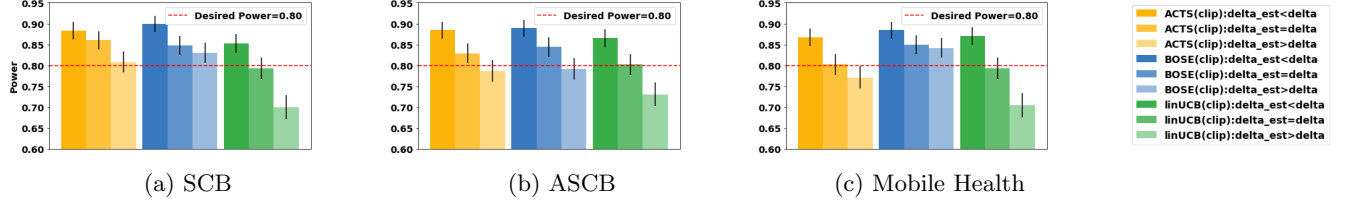


Figure 2: Effect of mis-estimated treatment effect on power: In general, when  $Z_t \delta_{est} < Z_t \delta_0$ , power is higher and when  $Z_t \delta_{est} > Z_t \delta_0$ , power is lower. ACTS and BOSE are more robust to effect mis-specification.

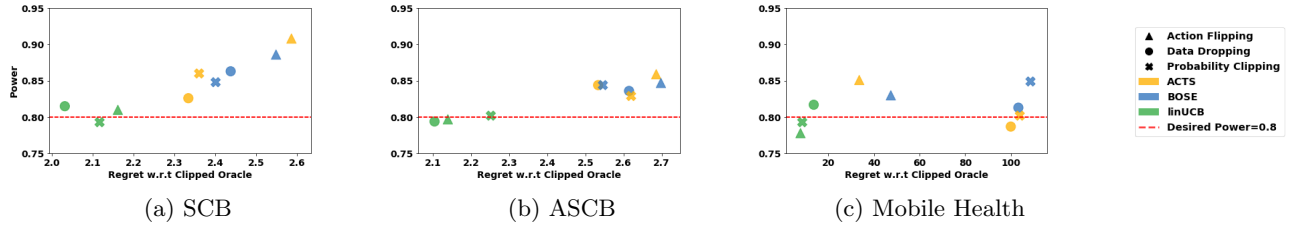


Figure 3: Regret w.r.t clipped oracle v.s. Resulting power with different wrapper algorithms:  $x$ -axis denotes regret with respect to clipped oracle and  $y$ -axis denotes the resulting power.

trivially guaranteed when the null hypothesis is true. We confirm that Type 1 errors are near but slightly higher than 0.05 (Appendix Table 3). This makes sense as the estimated covariance  $\hat{\Sigma}_\delta$  is biased downwards due to sample size (Manel and DeRouen, 2001); if needed, this could be controlled by various adjustments or by using critical values based on Hotelling’s  $T^2$  distribution instead of  $\chi^2$  distribution.

**When there is a treatment effect, we recover the correct power if we guessed the effect size correctly.** From Figure 1, we see that, as expected, Fixed Policy ( $\pi = 0.5$ ) achieves the highest power because the exploration is maximal. Comparing the powers of non-clipped algorithms to those of clipped algorithms, our clipping scheme achieves the desired power, especially in hard environments such as ASCB, as non-clipped algorithms are below the desired power level while clipped ones are above. Since linUCB selects between actions with probability  $\pi_{\min}$  or  $\pi_{\max}$ , the power is approximately 0.80. Our test statistic relies on a stochastic policy (Theorem 1) and is thus not compatible with linUCB’s deterministic policy.

**The power is reasonably robust to a variety of model mis-specifications, including mis-estimated effect size, mis-estimated noise level, mis-specified marginal reward (Equation 2) and treatment effect (Equation 1).**

*Treatment effect mis-specification.* We consider the effect on the power when our guess of the effect size is overestimated ( $Z_{nt} \delta_{est} > Z_{nt} \delta_0$ ) or underestimated ( $Z_{nt} \delta_{est} < Z_{nt} \delta_0$ ).

Figure 2 shows that underestimation results in more exploration, and thus higher power while overestimation results in less exploration and lower power. linUCB is least robust to mis-estimated effect size as it drops the most when the effect size is underestimated.

*Noise mis-specification.* We test the robustness of power against mis-estimated noise variance. For SCB and ASCB, we show that overestimated noise variance results in more exploration because more information is needed in a noisy environment, and thus higher power, while underestimation results in less exploration and lower power, with worst case above 0.7. In the mobile

health environment, we mimic the data pattern that during the weekends, the users' behaviors are more stochastic due to less motivation. The resulting power under this noise mis-specification is close to 0.8 (full results in Appendix Table 5).

*Reward mis-specification.* Reward mis-specifications will also affect the power. In this case, we can prove that when the marginal reward model is mis-specified, the resulting power will decrease (Appendix A.5). The amount of decrease in power, however, may vary, and experimentally we confirm that the effect is modest. When we use  $B_{nt} = 1$  as a bad approximation of the marginal reward structure, with SCB and ASCB, the resulting powers are similar to those of correctly specified models (Appendix Figure 4). In mobile health, Fixed Policy ( $\pi = 0.5$ ) performs most robustly while the other three suffers a drop in resulting power, with ACTS dropping the most to a power above 0.5.

*Treatment effect mis-specification.* The power is also reasonably robust to mis-specified treatment effect model. We considered two cases: (1) The constructed feature space is smaller than the true feature space (i.e. experts exclude some relevant features) (2) The true treatment effect is a nonlinear function of features  $Z_{nt}$ . Excluding a key feature can have a big effect: for linUCB in mobile health environment, power drops to around 0.4. For the second case, we find out all the powers are above 0.7 for the mis-specification we tested (Appendix Table 6).

**Different algorithms have different regrets, but all still converge as expected with respect to the clipped oracle.** Fixed Policy ( $\pi = 0.5$ ) has the lowest average return, as we see in Figure 1. LinUCB, which makes the strongest assumptions with respect to regret, has the highest average return among all algorithms. ACTS and BOSE perform similarly.

Overall, the regret of clipped algorithms with respect to a clipped oracle is on the same scale as the regret of non-clipped algorithms with respect to a non-clipped oracle. (The distance between crosses (x) and the grey dashed line, and the distance between circles (o) and the black dashed line are similar). The complete results of AR and regrets are listed in Appendix Table 7.

**There can be trade-off between regret and the resulting power.** Figure 1 also shows that the average return often increases as the power overall decreases. For example, Fixed Policy ( $\pi = 0.5$ ) gives us the highest power but the lowest average return. Without probability clipping, ACTS and BOSE achieve higher average return but result in less power. Clipped linUCB preserves the desired power guarantee while offering stronger performance than the other approaches.

**All wrapper algorithms achieve good regret rate with slightly different trade-offs given the situation.** Figure 3 shows that, for linUCB, all three strategies perform similarly in terms of power and regret. For ACTS, BOSE in the SCB, ASCB environments, action flipping results in most power and most regret as we have more exploration due to the forced stochasticity and a smaller perceived treatment effect in the modified environment (unlike dropping). In mobile health, we see the opposite. We speculate that some of these differences could be due to hyperparameter choices, which we only set for the original environment in order to be fair to all methods. In practice, results vary when we optimize hyperparameters for regret performance rather than setting them based on theoretical bounds; additional wrapper-specific hyperparameter search may allow for better performance.

## 7 Directions for Extensions

**Extensions to MDPs** While we have focused on bandits in this work, our power guarantees allow the feature  $Z_{nt}$  to be a function of the full history  $H_{nt}$ ; thus our results in Section 4 give us power to identify marginal treatment effects *even if the environment is an MDP*. The action flipping strategy of Section 5.2 yields the following corollary to Theorem 4 (proof in Appendix A.8):

**Corollary 1.** *Given  $\pi_{\min}$ ,  $\pi_{\max}$  and an MDP algorithm  $\mathcal{A}$ , assume that algorithm  $\mathcal{A}$  has an expected regret  $\mathcal{R}(T)$  for any MDP environment in  $\Omega$ , with respect to an oracle  $\mathcal{O}$ . Under stochastic transformation  $G$ , if there exists an environment in  $\Omega$  that contains the new transition probability function:  $P'_{s,s'} = (\pi_{\min}^a \pi_{\max}^{1-a} P_{s,s'}^0 + \pi_{\min}^{1-a} \pi_{\max}^a P_{s,s'}^1)$ , then the wrapper algorithm will (1) return a data set that satisfies the desired power constraints and (2) have expected regret no larger than  $\mathcal{R}(T)$  with respect to a clipped oracle  $\mathcal{O}'$ .*

**Extensions to multiple actions** Our work focuses on the binary action case and it can be extended to multiple actions easily. Given  $K$  arms, now solve for  $\pi_{k,\min}$ ,  $\pi_{k,\max}$  for  $k \in K$  where  $Z_{nt}^T \delta_k$  now represents the treatment effect of action  $k$ . At each trial, we now have a linear programming problem where the expected reward is maximized subject to the constraints  $\pi_{k,\min} \leq \pi_k \leq \pi_{k,\max}$  and  $\sum_k^K \pi_k = 1$ . The sample size  $N$  and trajectory length  $T$  needs to be sufficiently large such that a feasible solution exists.

**Power for Secondary Analyses** If potential secondary analyses are known, one can seamlessly apply our methods to guarantee power for multiple analyses by considering the minimum  $\pi_{\min}$  and maximum  $\pi_{\max}$ .



## 8 Discussion & Conclusion

We describe a general approach for an important need: ensuring that studies are sufficiently powered while also personalizing for individuals. We provide regret bounds for specific algorithms; we also provide wrapper algorithms which guarantee that power constraints are met without significant regret increase for a broad class of learning algorithms. Our results show that our wrapper algorithms meet their claims and are robust to a variety of model mis-specifications.

In terms of future directions, so far we presume that the clipping probabilities remain fixed over time, which allows one to maintain the same regret bound with respect to a clipped oracle for a broad range of algorithms. However, stronger regret bounds may be possible if one considers adaptive clipping strategies.

## References

- Y. Abbasi-Yadkori, P. David, and C. Szepesvari. Improved algorithms for linear stochastic bandits. In *NIPS*, page 2312–2322, 2011.
- Y. Abbasi-Yadkori, P. Bartlett, V. Gabillon, A. Malek, and M. Valko. Best of both worlds: Stochastic & adversarial best-arm identification. In *Proceedings of Machine Learning Research: 31st Annual Conference on Learning Theory*, page 1–32, 2018.
- Shipra Agrawal and Navin Goyal. Thompson sampling for contextual bandits with linear payoffs, 2012.
- David J Albers, Matthew Levine, Bruce Gluckman, Henry Ginsberg, George Hripcsak, and Lena Mamykina. Personalized glucose forecasting for type 2 diabetes using data assimilation. *PLoS computational biology*, 13(4), 2017.
- Jean-Yves Audibert and Sébastien Bubeck. Best arm identification in multi-armed bandits. In *COLT-23th Conference on Learning Theory-2010*, pages 13–p, 2010.
- Peter Auer. Using confidence bounds for exploitation-exploration trade-offs. *Journal of Machine Learning Research*, 3(Nov):397–422, 2002.
- Peter Auer and Chao-Kai Chiang. An algorithm with nearly optimal pseudo-regret for both stochastic and adversarial bandits. In *Conference on Learning Theory*, pages 116–120, 2016.
- Peter Auer, Nicolo Cesa-Bianchi, Yoav Freund, and Robert E Schapire. The nonstochastic multiarmed bandit problem. *SIAM journal on computing*, 32(1): 48–77, 2002.
- Alina Beygelzimer, John Langford, Lihong Li, Lev Reyzin, and Robert Schapire. Contextual bandit algorithms with supervised learning guarantees. In *Proceedings of the Fourteenth International Conference on Artificial Intelligence and Statistics*, pages 19–26, 2011.
- N Bidargaddi, D. Almirall, S.A. Murphy, I Nahum-Shani, M. Kovalcik, T. Pituch, H. Maaieh, and V. Strecher. To prompt or not to prompt? a micro-randomized trial of time-varying push notifications to increase proximal engagement with a mobile health application. *JMIR mHealth UHealth*, 6(11):e10123, 2018.
- Audrey Boruvka, Daniel Almirall, Katie Witkiewitz, and Susan A Murphy. Assessing time-varying causal effect moderation in mobile health. *Journal of the American Statistical Association*, 113(523):1112–1121, 2018.
- Sébastien Bubeck and Aleksandrs Slivkins. The best of both worlds: Stochastic and adversarial bandits. In *Conference on Learning Theory*, pages 42–1, 2012.
- Alexandra Carpentier, Alessandro Lazaric, Mohammad Ghavamzadeh, Rémi Munos, and Peter Auer. Upper-confidence-bound algorithms for active learning in multi-armed bandits. In *International Conference on Algorithmic Learning Theory*, pages 189–203. Springer, 2011.
- Wei Chu, Lihong Li, Lev Reyzin, and Robert Schapire. Contextual bandits with linear payoff functions. In *Proceedings of the Fourteenth International Conference on Artificial Intelligence and Statistics*, pages 208–214, 2011.
- Jesse Dallery, Rachel N Cassidy, and Bethany R Raiff. Single-case experimental designs to evaluate novel technology-based health interventions. *Journal of medical Internet research*, 15(2):e22, 2013.
- Rémy Degenne, Thomas Nedelec, Clément Calauzènes, and Vianney Perchet. Bridging the gap between regret minimization and best arm identification, with application to a/b tests. In *Proceedings of the 22nd International Conference on Artificial Intelligence and Statistics (AISTATS)*, 2019.
- Yash Deshpande, Lester Mackey, Vasilis Syrgkanis, and Matt Taddy. Accurate inference for adaptive linear models. In Jennifer Dy and Andreas Krause, editors, *Proceedings of the 35th International Conference on Machine Learning*, volume 80 of *Proceedings of Machine Learning Research*, pages 1194–1203, Stockholmholmsmässan, Stockholm Sweden, 10–15 Jul 2018. PMLR.
- A. Erraqabi, A. Lazaric, M. Valko, E. Brunskill, and Y.E. Liu. Trading off rewards and errors in multi-armed bandits. In *International Conference on Artificial Intelligence and Statistics*, 2017.
- Kristjan Greenewald, Ambuj Tewari, Susan Murphy, and Predag Klasnja. Action centered contextual bandit algorithms with supervised learning guarantees. In

- bits. In *Advances in Neural Information Processing Systems*, pages 5977–5985, 2017.
- Vitor Hadad, David A Hirshberg, Ruohan Zhan, Stefan Wager, and Susan Athey. Confidence intervals for policy evaluation in adaptive experiments. *arXiv preprint arXiv:1911.02768*, 2019.
- P. Klasnja, S. Smith, N.J. Seewald, A. Lee, K. Hall, B. Luers, E.B. Hekler, and S.A. Murphy. Efficacy of contextually-tailored suggestions for physical activity: A micro-randomized optimization trial of heartsteps. *Annals of Behavioral Medicine*, 53(6): 573–582, 2019.
- Predrag Klasnja, Eric B Hekler, Saul Shiffman, Audrey Boruvka, Daniel Almirall, Ambuj Tewari, and Susan A Murphy. Microrandomized trials: An experimental design for developing just-in-time adaptive interventions. *Health Psychology*, 34(S):1220, 2015.
- Elizabeth V Korinek, Sayali S Phatak, Cesar A Martin, Mohammad T Freigoun, Daniel E Rivera, Marc A Adams, Pedja Klasnja, Matthew P Buman, and Eric B Hekler. Adaptive step goals and rewards: a longitudinal growth model of daily steps for a smartphone-based walking intervention. *Journal of behavioral medicine*, 41(1):74–86, 2018.
- JN Kramer, F Kunzler, V Mishra, B Presset, D Kotz, S Smith, U Scholz, and T Kowatsch. Investigating intervention components and exploring states of receptivity for a smartphone app to promote physical activity: Protocol of a microrandomized trial. *JMIR Res Protoc*, 8(1):e11540, 2019.
- Akshay Krishnamurthy, Zhiwei(Steven) Wu, and Vasilis Syrgkanis. Semiparametric contextual bandits. *arXiv preprint arXiv:1803.04204*, 2018.
- John Langford and Tong Zhang. The epoch-greedy algorithm for contextual multi-armed bandits. In *Proceedings of the 20th International Conference on Neural Information Processing Systems*, pages 817–824. Citeseer, 2007.
- Tor Lattimore and Csaba Szepesvari. *Bandit Algorithms*. preprint, 2019. URL <https://tor-lattimore.com/downloads/book/book.pdf>.
- Peng Liao, Predrag Klasnja, Ambuj Tewari, and Susan A Murphy. Calculations for micro-randomized trials in mhealth. *Statistics in Medicine*, 35(12): 1944–1971, 2016.
- Lloyd A Mancl and Timothy A DeRouen. A covariance estimator for gee with improved small-sample properties. *Biometrics*, 57(1):126–134, 2001.
- Xinkun Nie, Xiaoying Tian, Jonathan Taylor, and James Zou. Why adaptively collected data have negative bias and how to correct for it. *International Conference on Artificial Intelligence and Statistics*, 2018.
- Yevgeny Seldin and Gábor Lugosi. An improved parametrization and analysis of the exp3++ algorithm for stochastic and adversarial bandits. *arXiv preprint arXiv:1702.06103*, 2017.
- Yi Su, Lequn Wang, Michele Santacatterina, and Thorsten Joachims. Cab: Continuous adaptive blending for policy evaluation and learning. In *36th International Conference on Machine Learning*, 2019.
- Philip Thomas and Emma Brunskill. Data-efficient off-policy policy evaluation for reinforcement learning. In *33rd International Conference on Machine Learning*, 2016.
- Sofía S Villar, Jack Bowden, and James Wason. Multi-armed bandit models for the optimal design of clinical trials: benefits and challenges. *Statistical science: a review journal of the Institute of Mathematical Statistics*, 30(2):199, 2015.
- S Faye Williamson, Peter Jacko, Sofía S Villar, and Thomas Jaki. A bayesian adaptive design for clinical trials in rare diseases. *Computational statistics & data analysis*, 113:136–153, 2017.

# Appendix

## Table of Contents

---

<b>A</b>	<b>Proofs</b>	<b>11</b>
A.1	Reward Function . . . . .	11
A.2	Proof of Theorem 1 . . . . .	12
A.3	Proof of Theorem 2 . . . . .	16
A.4	Proof Theorem 3 . . . . .	18
A.5	The Effect of Model Mis-specification on Power . . . . .	19
A.6	Regret Bound of Specific Algorithms . . . . .	19
A.7	Action Flipping Wrapper Algorithm . . . . .	21
A.8	Action Flipping Wrapper Algorithm in MDP Setting . . . . .	23
A.9	Data-Dropping Power-Preserving Wrapper Algorithm . . . . .	24
<b>B</b>	<b>Descriptions of Algorithms</b>	<b>25</b>
B.1	Fixed Randomization with $\pi = 0.5$ . . . . .	25
B.2	ACTS . . . . .	26
B.3	BOSE . . . . .	26
B.4	linUCB . . . . .	26
<b>C</b>	<b>Environments</b>	<b>27</b>
C.1	Semi-parametric Contextual Bandit(SCB) . . . . .	27
C.2	Adversarial Semi-parametric Contextual Bandit(ASCB) . . . . .	27
C.3	Mobile Health Simulator . . . . .	27
C.4	Environmental Set-up for Type 1 error Experiment . . . . .	28
C.5	Environmental Set-up for Robustness Test . . . . .	28
<b>D</b>	<b>Experiment Settings</b>	<b>29</b>
D.1	Identifying optimal hyperparameters . . . . .	29
D.2	Solved $\pi_{\min}, \pi_{\max}$ . . . . .	29
<b>E</b>	<b>Additional Results</b>	<b>30</b>
E.1	Type 1 Error . . . . .	30
E.2	Power . . . . .	30
E.3	Robustness Analysis . . . . .	30
E.4	Average Return & Regret . . . . .	31
E.5	Comparison of Wrapper Algorithms . . . . .	32

---

## A Proofs

### A.1 Reward Function

In the main text Section 3, we state that the reward function can be decomposed into an action-independent marginal reward term and an action-dependent linear treatment effect term. In fact,

$$\mathbb{E}[R_{nt}|A_{nt}, H_{nt}] = \gamma_{nt} + (A_{nt} - \pi_{nt})Z_{nt}^T \delta_0.$$

We show that this is true. Note that the marginal reward  $\gamma_{nt}$  is the expected rewards over treatment

$$\begin{aligned}\gamma_{nt} &= \mathbb{E}[R_{nt}|H_{nt}] = \pi_{nt}\mathbb{E}[R_{nt}(1)|H_{nt}] + (1 - \pi_{nt})\mathbb{E}[R_{nt}(0)|H_{nt}] \\ &= \mathbb{E}[R_{nt}(0)|H_{nt}] + \pi_{nt}(\mathbb{E}[R_{nt}(1)|H_{nt}] - \mathbb{E}[R_{nt}(0)|H_{nt}]) \\ &= \mathbb{E}[R_{nt}(0)|H_{nt}] + \pi_{nt}Z_{nt}^\top \delta_0\end{aligned}$$

where the last equality comes by the definition of the treatment effect (Equation 1 in main text). This implies

$$\mathbb{E}[R_{nt}(0)|H_{nt}] = \gamma_{nt} - \pi_{nt}Z_{nt}^\top \delta_0$$

Further,

$$\begin{aligned}\mathbb{E}[R_{nt}|A_{nt}, H_{nt}] &= A_{nt}\mathbb{E}[R_{nt}(1)|H_{nt}] + (1 - A_{nt})\mathbb{E}[R_{nt}(0)|H_{nt}] \\ &= A_{nt}(\mathbb{E}[R_{nt}(1)|H_{nt}] - \mathbb{E}[R_{nt}(0)|H_{nt}]) + \mathbb{E}[R_{nt}(0)|H_{nt}] \\ &= A_{nt}Z_{nt}^\top \delta_0 + \mathbb{E}[R_{nt}(0)|H_{nt}] \\ &= A_{nt}Z_{nt}^\top \delta_0 + \gamma_{nt} - \pi_{nt}Z_{nt}^\top \delta_0 \\ &= \gamma_{nt} + (A_{nt} - \pi_{nt})Z_{nt}^\top \delta_0\end{aligned}$$

## A.2 Proof of Theorem 1

**Theorem 6.** *Under the assumptions in main text Section 3, and the assumption that matrices  $\mathbb{E}[\sum_{t=1}^T Z_{nt}Z_{nt}^\top]$ ,  $\mathbb{E}\left[\sum_{t=1}^T \frac{B_{nt}B_{nt}^\top}{\pi_{nt}(1-\pi_{nt})}\right]$  are invertible, the distribution of  $\sqrt{N}(\hat{\delta} - \delta_0)$  converges, as  $N$  increases, to a normal distribution with 0 mean and covariance  $\Sigma_\delta = QW^{-1}Q$ , where  $Q = \mathbb{E}\left[\sum_{t=1}^T Z_{nt}Z_{nt}^\top\right]^{-1}$ , and*

$$W = \mathbb{E}\left[\sum_{t=1}^T \frac{(R_{nt} - X_{nt}^\top \theta^*)(A_{nt} - \pi_{nt})Z_{nt}}{\pi_{nt}(1 - \pi_{nt})} \sum_{t=1}^T \frac{(R_{nt} - X_{nt}^\top \theta^*)(A_{nt} - \pi_{nt})Z_{nt}^\top}{\pi_{nt}(1 - \pi_{nt})}\right],$$

where  $\gamma^* = \mathbb{E}\left[\sum_{t=1}^T \frac{B_{nt}B_{nt}^\top}{\pi_{nt}(1-\pi_{nt})}\right]^{-1} \mathbb{E}\left[\sum_{t=1}^T \frac{B_{nt}R_{nt}}{\pi_{nt}(1-\pi_{nt})}\right]$  and  $\theta^* = \begin{bmatrix} \delta_0 \\ \gamma^* \end{bmatrix}$ .

Our proof is a minor adaptation of [Boruvka et al. \(2018\)](#).

*Proof.* Note that since the time series,  $n = 1, \dots, N$  are independent and identically distributed,  $Q, W, \gamma^*$  do not depend on  $n$ . Suppose the marginal reward is approximated as

$$\mathbb{E}[R_{nt}|H_{nt}] = B_{nt}^\top \gamma_0 \tag{8}$$

Let  $\theta = \begin{bmatrix} \gamma \\ \delta \end{bmatrix}$ ,  $X_{nt} = \begin{bmatrix} B_{nt} \\ (A_{nt} - \pi_{nt})Z_{nt} \end{bmatrix} \in \mathbb{R}^{(q+p) \times 1}$ , where  $q, p$  are the dimensions of  $B_{nt}, Z_{nt}$  respectively. Note that  $X_{nt}$  is random because  $B_{nt}, A_{nt}, \pi_{nt}, Z_{nt}$  depend on random history. The test statistics  $\hat{\theta} = \begin{bmatrix} \hat{\gamma} \\ \hat{\delta} \end{bmatrix}$  is obtained by minimizing the loss,

$$L(\theta) = \frac{1}{N} \sum_{n=1}^N \sum_{t=1}^T \frac{(R_{nt} - X_{nt}^\top \theta)^2}{\pi_{nt}(1 - \pi_{nt})}$$

By solving  $\frac{\partial L}{\partial \theta} = 0$ , we have the solution for  $\hat{\theta}$

$$\hat{\theta}_N = \left( \frac{1}{N} \sum_{n=1}^N \sum_{t=1}^T \frac{X_{nt}X_{nt}^\top}{\pi_{nt}(1 - \pi_{nt})} \right)^{-1} \left( \frac{1}{N} \sum_{n=1}^N \sum_{t=1}^T \frac{R_{nt}X_{nt}}{\pi_{nt}(1 - \pi_{nt})} \right)$$

where  $\hat{\theta}_N$  denotes the estimate of  $\theta$  with  $N$  samples. We drop the subscript  $N$  in the following text for short notation. Using the weak law of large numbers and the continuous mapping theorem we have that  $\hat{\theta}$  converges in probability, as  $N \rightarrow \infty$  to  $\theta^* = \begin{bmatrix} \gamma^* \\ \delta^* \end{bmatrix}$  where

$$\theta^* = \left( \mathbb{E} \left[ \sum_{t=1}^T \frac{X_{nt} X_{nt}^\top}{\pi_{nt}(1-\pi_{nt})} \right] \right)^{-1} \left( \mathbb{E} \left[ \sum_{t=1}^T \frac{R_{nt} X_{nt}}{\pi_{nt}(1-\pi_{nt})} \right] \right).$$

Note that our goal is to show that  $\delta^* = \delta_0$  and  $\gamma^*$  is given by the statement in the theorem. One can do this directly using the above definition for  $\theta^*$  or by noting that that  $\mathbb{E}[\frac{\partial L}{\partial \theta}]|_{\theta=\theta^*} = 0$ . We use the latter approach here. Recall all the time series are independent and identical; thus

$$\mathbb{E} \left[ \frac{\partial L}{\partial \theta} \right] \Big|_{\theta=\theta^*} = \mathbb{E} \left[ \sum_{t=1}^T \frac{R_{nt} - B_{nt}^\top \gamma^* - (A_{nt} - \pi_{nt}) Z_{nt}^\top \delta^*}{\pi_{nt}(1-\pi_{nt})} \begin{bmatrix} B_{nt} \\ (A_{nt} - \pi_{nt}) Z_{nt} \end{bmatrix} \right] = 0 \quad (9)$$

We first focus on the part with  $(A_{nt} - \pi_{nt}) Z_{nt}$  which is related to  $\delta^*$

$$\mathbb{E} \left[ \sum_{t=1}^T \frac{R_{nt} - B_{nt}^\top \gamma^* - (A_{nt} - \pi_{nt}) Z_{nt}^\top \delta^*}{\pi_{nt}(1-\pi_{nt})} (A_{nt} - \pi_{nt}) Z_{nt} \right] = 0$$

Note that given the history  $H_{nt}$ , the current  $A_{nt}$  is independent of the features  $B_{nt}, Z_{nt}$ . Thus, for all  $n, t$ ,

$$\begin{aligned} \mathbb{E} \left[ \frac{-B_{nt}^\top \gamma^* (A_{nt} - \pi_{nt}) Z_{nt}}{\pi_{nt}(1-\pi_{nt})} \right] &= \mathbb{E} \left[ -B_{nt}^\top \gamma^* \mathbb{E} \left[ \frac{A_{nt} - \pi_{nt}}{\pi_{nt}(1-\pi_{nt})} \middle| H_{nt} \right] Z_{nt} \right] \\ &= \mathbb{E} [-B_{nt}^\top \cdot 0 \cdot Z_{nt}] = 0 \end{aligned}$$

which leaves us with

$$\mathbb{E} \left[ \sum_{t=1}^T \frac{R_{nt} - (A_{nt} - \pi_{nt}) Z_{nt}^\top \delta^*}{\pi_{nt}(1-\pi_{nt})} (A_{nt} - \pi_{nt}) Z_{nt} \right] = 0.$$

We then rewrite the reward  $R_{nt}$  as  $R_{nt}(0) + [R_{nt}(1) - R_{nt}(0)] A_{nt}$ . Note for all  $n, t$ ,

$$\mathbb{E} \left[ \frac{R_{nt}(0)(A_{nt} - \pi_{nt}) Z_{nt}}{\pi_{nt}(1-\pi_{nt})} \right] = \mathbb{E} \left[ R_{nt}(0) \mathbb{E} \left[ \frac{A_{nt} - \pi_{nt}}{\pi_{nt}(1-\pi_{nt})} \middle| H_{nt} \right] Z_{nt} \right] = 0.$$

Thus, we only need to consider,

$$\mathbb{E} \left[ \sum_{t=1}^T \frac{[R_{nt}(1) - R_{nt}(0)] A_{nt} - (A_{nt} - \pi_{nt}) Z_{nt}^\top \delta^*}{\pi_{nt}(1-\pi_{nt})} (A_{nt} - \pi_{nt}) Z_{nt} \right] = 0 \quad (10)$$

We observe that for all  $n, t$ ,

$$\mathbb{E} \left[ \frac{[R_{nt}(1) - R_{nt}(0)] \pi_{nt}}{\pi_{nt}(1-\pi_{nt})} (A_{nt} - \pi_{nt}) Z_{nt} \right] = 0. \quad (11)$$

Subtracting Equation 11 from Equation 10, we obtain

$$\begin{aligned} \mathbb{E} \left[ \sum_{t=1}^T \frac{[R_{nt}(1) - R_{nt}(0)] (A_{nt} - \pi_{nt}) - (A_{nt} - \pi_{nt}) Z_{nt}^\top \delta^*}{\pi_{nt}(1-\pi_{nt})} (A_{nt} - \pi_{nt}) Z_{nt} \right] &= 0 \\ \mathbb{E} \left[ \sum_{t=1}^T \frac{[R_{nt}(1) - R_{nt}(0) - Z_{nt}^\top \delta^*] (A_{nt} - \pi_{nt})^2 Z_{nt}}{\pi_{nt}(1-\pi_{nt})} \right] &= 0 \end{aligned}$$

Since that given the history  $H_{nt}$ , the present action  $A_{nt}$  is independent of  $R_{nt}(0), R_{nt}(1), Z_{nt}$ , we know

$$\mathbb{E} \left[ \frac{(A_{nt} - \pi_{nt})^2}{\pi_{nt}(1-\pi_{nt})} \middle| H_{nt} \right] = 1.$$



Now, we are only left with

$$\mathbb{E} \left[ \sum_{t=1}^T (R_{nt}(1) - R_{nt}(0) - Z_{nt}^\top \delta^*) Z_{nt} \right] = 0$$

Solve for  $\delta^*$ , by Equation 1 in the main paper ( $\mathbb{E}[R_{nt}(1) - R_{nt}(0)|H_{nt}] = Z_{nt}^\top \delta_0$ ), we can see

$$\mathbb{E} \left[ \sum_{t=1}^T Z_{nt} Z_{nt}^\top \right] (\delta_0 - \delta^*) = 0 \Rightarrow \delta^* = \delta_0.$$

Similarly, we can solve for  $\gamma^*$ . Focus on the part related to  $\gamma^*$  in Equation 9, we have

$$\mathbb{E} \left[ \sum_{t=1}^T \frac{R_{nt} - B_{nt}^\top \gamma^* - (A_{nt} - \pi_{nt}) Z_{nt}^\top \delta^*}{\pi_{nt}(1 - \pi_{nt})} B_{nt} \right] = 0.$$

Since for all  $n, t$ ,  $\mathbb{E} \left[ \frac{(A_{nt} - \pi_{nt})}{\pi_{nt}(1 - \pi_{nt})} \middle| H_{nt} \right] = 0$ , we have

$$\mathbb{E} \left[ \sum_{t=1}^T \frac{(R_{nt} - B_{nt}^\top \gamma^*) B_{nt}}{\pi_{nt}(1 - \pi_{nt})} \right] = 0.$$

Hence,

$$\gamma^* = \left( \mathbb{E} \left[ \sum_{t=1}^T \frac{B_{nt} B_{nt}^\top}{\pi_{nt}(1 - \pi_{nt})} \right] \right)^{-1} \mathbb{E} \left[ \sum_{t=1}^T \frac{B_{nt} R_{nt}}{\pi_{nt}(1 - \pi_{nt})} \right].$$

Thus  $\delta^* = \delta_0$  and  $\gamma^*$  is given by the theorem statement.

From the above, we have proved that as  $N \rightarrow \infty$ ,  $\delta^* = \delta_0$ . Therefore, the distribution of  $\sqrt{N}(\hat{\delta} - \delta_0)$  converges, as  $N$  increases, to a normal distribution with zero mean. We still need to show that the covariance matrix  $\Sigma_\delta$  is indeed  $QW^{-1}Q$  where  $Q = \mathbb{E} \left[ \sum_{t=1}^T Z_{nt} Z_{nt}^\top \right]^{-1}$ , and

$$W = \mathbb{E} \left[ \sum_{t=1}^T \frac{(R_{nt} - X_{nt}^\top \theta^*)(A_{nt} - \pi_{nt}) Z_{nt}}{\pi_{nt}(1 - \pi_{nt})} \sum_{t=1}^T \frac{(R_{nt} - X_{nt}^\top \theta^*)(A_{nt} - \pi_{nt}) Z_{nt}^\top}{\pi_{nt}(1 - \pi_{nt})} \right],$$

To derive the covariance matrix of  $\sqrt{N}(\hat{\delta} - \delta_0)$ , we first derive the covariance matrix of  $\sqrt{N}(\hat{\theta} - \theta^*)$ , denoted as  $\Sigma_\theta$ . Since  $\Sigma_\theta = \begin{bmatrix} \Sigma_\gamma & \Sigma_{\gamma\theta} \\ \Sigma_{\theta\gamma} & \Sigma_\theta \end{bmatrix}$ , we can simply extract  $\Sigma_\delta$  from  $\Sigma_\theta$ .

We provide a sketch of the derivation below, starting with the following useful formulas about the loss and the expected loss at the optimal values of  $\theta$ :

1.  $\frac{\partial L}{\partial \theta} = \frac{1}{N} \sum_{n=1}^N \sum_{t=1}^T \frac{R_{nt} - X_{nt}^\top \hat{\theta}}{\pi_{nt}(1 - \pi_{nt})} X_{nt} = 0$
2.  $\mathbb{E} \left[ \frac{\partial L}{\partial \theta} \right]_{\theta=\theta^*} = \mathbb{E} \left[ \sum_{t=1}^T \frac{R_{nt} - X_{nt}^\top \theta^*}{\pi_{nt}(1 - \pi_{nt})} X_{nt} \right] = 0$

We can combine the two formulas above to get the following equality:

$$0 = \underbrace{\frac{\partial L}{\partial \hat{\theta}} - \mathbb{E} \left[ \frac{\partial L}{\partial \theta} \right]_{\theta=\hat{\theta}}}_{\text{Term 1}} + \underbrace{\mathbb{E} \left[ \frac{\partial L}{\partial \theta} \right]_{\theta=\hat{\theta}} - \mathbb{E} \left[ \frac{\partial L}{\partial \theta} \right]_{\theta=\theta^*}}_{\text{Term 2}} \quad (12)$$

We first focus on Term 2. This term can be expanded as

$$\begin{aligned} & \mathbb{E} \left[ \sum_{t=1}^T \frac{R_{nt} - X_{nt}^\top \hat{\theta}}{\pi_{nt}(1 - \pi_{nt})} X_{nt} \right] - \mathbb{E} \left[ \sum_{t=1}^T \frac{R_{nt} - X_{nt}^\top \theta^*}{\pi_{nt}(1 - \pi_{nt})} X_{nt} \right] \\ &= \mathbb{E} \left[ \sum_{t=1}^T \frac{1}{\pi_{nt}(1 - \pi_{nt})} \begin{bmatrix} B_{nt} B_{nt}^\top & B_{nt} Z_{nt}^\top (A_{nt} - \pi_{nt}) \\ B_{nt}^\top Z_{nt} (A_{nt} - \pi_{nt}) & Z_{nt} Z_{nt}^\top (A_{nt} - \pi_{nt})^2 \end{bmatrix} (\theta^* - \hat{\theta}) \right] \end{aligned}$$

Note cross terms inside the matrix are 0 and  $\mathbb{E} \left[ \sum_{t=1}^T \frac{Z_{nt} Z_{nt}^\top (A_{nt} - \pi_{nt})^2}{\pi_{nt}(1 - \pi_{nt})} \right] = \mathbb{E} \left[ \sum_{t=1}^T Z_{nt} Z_{nt}^\top \right]$ .

We have

$$\text{Term 2} = -\mathbb{E} \left[ \sum_{t=1}^T \begin{bmatrix} \frac{B_{nt} B_{nt}^\top}{\pi_{nt}(1 - \pi_{nt})} & 0 \\ 0 & Z_{nt} Z_{nt}^\top \end{bmatrix} \right] (\hat{\theta} - \theta^*).$$

We now look at Term 1. Define

$$u_N(\theta) = \frac{1}{N} \sum_{n=1}^N \sum_{t=1}^T \frac{R_{nt} - X_{nt}^\top \theta}{\pi_{nt}(1 - \pi_{nt})} X_{nt} - \mathbb{E} \left[ \sum_{t=1}^T \frac{R_{nt} - X_{nt}^\top \theta}{\pi_{nt}(1 - \pi_{nt})} X_{nt} \right] \quad (13)$$

and note that Term 1 is  $u_N(\hat{\theta})$  estimated with  $N$  samples. We again drop  $N$  for short.

Plugging  $\hat{\theta}, \theta^*$  into  $u_N$  gives us the following fact

$$u(\hat{\theta}) - u(\theta^*) = - \left( \frac{1}{N} \sum_{n=1}^N \sum_{t=1}^T \frac{X_{nt} X_{nt}^\top}{\pi_{nt}(1 - \pi_{nt})} - \mathbb{E} \left[ \sum_{t=1}^T \frac{X_{nt} X_{nt}^\top}{\pi_{nt}(1 - \pi_{nt})} \right] \right) (\hat{\theta} - \theta^*)$$

Denote the right hand side of the equation as  $-v(\hat{\theta} - \theta^*)$ . Now Term 1 can be written as

$$\text{Term 1} = u(\hat{\theta}) = -v(\hat{\theta} - \theta^*) + u(\theta^*)$$

Plugging Term 1 and Term 2 back into Equation 12 gives us

$$\mathbb{E} \left[ \sum_{t=1}^T \begin{bmatrix} \frac{B_{nt} B_{nt}^\top}{\pi_{nt}(1 - \pi_{nt})} & 0 \\ 0 & Z_{nt} Z_{nt}^\top \end{bmatrix} + v \right] (\hat{\theta} - \theta^*) = u(\theta^*).$$

where by the weak law of large numbers  $v$  converges in probability to 0. Therefore, as  $N$  increases, we have

$$\sqrt{N}(\hat{\theta} - \theta^*) = \mathbb{E} \left[ \sum_{t=1}^T \begin{bmatrix} \frac{B_{nt} B_{nt}^\top}{\pi_{nt}(1 - \pi_{nt})} & 0 \\ 0 & Z_{nt} Z_{nt}^\top \end{bmatrix} \right]^{-1} \sqrt{N}u(\theta^*)$$

Note  $\mathbb{E}[u(\theta^*)] = 0$  based on the definition in Equation 13. Apply central limit theorem on  $\sqrt{N}u(\theta^*)$ ; that is as  $N \rightarrow \infty$ ,  $\sqrt{N}u(\theta^*)$  converges in distribution to  $\mathcal{N}(0, \Sigma)$ , where

$$\Sigma = \mathbb{E} \left[ \sum_{t=1}^T \frac{(R_{nt} - X_{nt}^\top \theta^*) X_{nt}}{\pi_{nt}(1 - \pi_{nt})} \sum_{t=1}^T \frac{(R_{nt} - X_{nt}^\top \theta^*) X_{nt}^\top}{\pi_{nt}(1 - \pi_{nt})} \right]$$

By linear transformation of a multivariate Gaussian, we can convert this covariance on  $\sqrt{N}u(\theta^*)$  back to the desired covariance on  $\sqrt{N}(\hat{\theta} - \theta^*)$ :

$$\Sigma_\theta = \mathbb{E} \left[ \sum_{t=1}^T \begin{bmatrix} \frac{B_{nt} B_{nt}^\top}{\pi_{nt}(1 - \pi_{nt})} & 0 \\ 0 & Z_{nt} Z_{nt}^\top \end{bmatrix} \right]^{-1} \Sigma \mathbb{E} \left[ \sum_{t=1}^T \begin{bmatrix} \frac{B_{nt} B_{nt}^\top}{\pi_{nt}(1 - \pi_{nt})} & 0 \\ 0 & Z_{nt} Z_{nt}^\top \end{bmatrix} \right]^{-1}$$

Recall that  $\Sigma_\delta$  is the lower right matrix of  $\Sigma_\theta$ . Denote the lower right matrix of  $\Sigma$  by  $W$ . Then

$$W = \mathbb{E} \left[ \sum_{t=1}^T \frac{(R_{nt} - X_{nt}^\top \theta^*) (A_{nt} - \pi_{nt}) Z_{nt}}{\pi_{nt}(1 - \pi_{nt})} \sum_{t=1}^T \frac{(R_{nt} - X_{nt}^\top \theta^*) (A_{nt} - \pi_{nt}) Z_{nt}^\top}{\pi_{nt}(1 - \pi_{nt})} \right].$$

Therefore, we have  $\sqrt{N}(\hat{\theta} - \theta^*) \sim \mathcal{N}(0, \Sigma_\delta)$  where  $\Sigma_\delta = \left( \mathbb{E} \left[ \sum_{t=1}^T Z_{nt} Z_{nt}^\top \right] \right)^{-1} W \left( \mathbb{E} \left[ \sum_{t=1}^T Z_{nt} Z_{nt}^\top \right] \right)^{-1}$ . We can estimate  $\Sigma_\theta$  by putting in sample averages and plugging in  $\hat{\theta}$  as  $\theta^*$ .

Under the null hypothesis  $H_0 : \delta_0 = 0$ ,  $N\hat{\delta}\hat{\Sigma}_\delta^{-1}\hat{\delta}$  asymptotically follows  $\chi^2$  with degree of freedom  $p$ . Under the alternate hypothesis  $H_1 : \delta_0 = \delta$ ,  $N\hat{\delta}\hat{\Sigma}_\delta^{-1}\hat{\delta}$  asymptotically follows a non-central  $\chi^2$  with degree of freedom  $p$  and non-central parameter  $c_N = N(\delta^\top \Sigma_\delta^{-1} \delta)$ .  $\square$

### A.3 Proof of Theorem 2

**Theorem 7.** Let  $\epsilon_{nt} = R_{nt} - X_{nt}^\top \theta^*$  where  $\theta^*$  is defined in Theorem 1. Assume that the working model in Equation 2 is correct. Further assume that  $\mathbb{E}[\epsilon_{nt}|A_{nt}, H_{nt}] = 0$  and  $\text{Var}(\epsilon_{nt}|H_{nt}, A_{nt}) = \sigma^2$ . Let  $\alpha_0$  be the desired Type 1 error and  $1 - \beta_0$  be the desired power. Set

$$\pi_{\min} = \frac{1 - \sqrt{1 - 4\Delta}}{2}, \pi_{\max} = \frac{1 + \sqrt{1 - 4\Delta}}{2},$$

$$\Delta = \frac{\sigma^2 c_{\beta_0}}{N \delta_0^\top \mathbb{E} \left[ \sum_{t=1}^T Z_{nt} Z_{nt}^\top \right] \delta_0}.$$

We choose  $c_{\beta_0}$  such that  $1 - \Phi_{p; c_{\beta_0}}(\Phi_p^{-1}(1 - \alpha_0)) = \beta_0$ , where  $\Phi_{p; c_{\beta_0}}$  denotes the cdf of a non-central  $\chi^2$  distribution with d.f.  $p$  and non-central parameter  $c_{\beta_0}$ , and  $\Phi_p^{-1}$  denotes the inverse cdf of a  $\chi^2$  distribution with d.f.  $p$ . For a given trial with  $N$  subjects each over  $T$  time units, if the randomization probability is fixed at  $\pi_{nt} = \pi_{\min}$  or  $\pi_{\max}$ , the resulting Type 1 error converges to  $\alpha_0$  as  $N \rightarrow \infty$  and the resulting power converges to  $1 - \beta_0$  as  $N \rightarrow \infty$ .

*Proof.* According to Section A.2, under  $H_0$ ,  $N \hat{\delta} \hat{\Sigma}^{-1} \hat{\delta}$  will asymptotically follows a  $\chi^2$  with degree of freedom  $p$ . The rejection region for  $H_0 : \delta_0 = 0$  is  $\{N \hat{\delta}^\top \hat{\Sigma}^{-1} \hat{\delta} > \Phi_p^{-1}(1 - \alpha_0)\}$ , thus resulting in an expected Type 1 error of

$$\alpha_0 = \Phi_p(\Phi_p^{-1}(1 - \alpha_0)),$$

Under  $H_1$ ,  $N \hat{\delta} \hat{\Sigma}^{-1} \hat{\delta}$  will asymptotically follows a non-central  $\chi^2$  with degree of freedom  $p$  and non-central parameter  $c_N = N(\delta_0^\top \Sigma_\delta^{-1} \delta_0)$ , which results in an expected power of,

$$1 - \Phi_{p; c_N}(\Phi_p^{-1}(1 - \alpha_0)) \quad (14)$$

Note function 14 is monotonically increasing w.r.t  $c_N$ . If we want the desired power to be asymptotically  $1 - \beta_0$ , we need  $c_N = N \delta_0^\top \Sigma_\delta^{-1} \delta_0 = c_{\beta_0}$ , where  $\Sigma_\delta$  is the term that involves  $\pi_{nt}$ . To solve for  $\pi_{\min}$ ,  $\pi_{\max}$ , we first simplify  $\Sigma_\delta$  with some additional assumptions in the following Remarks.

**Remark 1.** Let  $\tilde{\epsilon}_{nt} = R_{nt} - (A_{nt} - \pi_{nt}) Z_{nt}^\top \delta_0 - \gamma_{nt}$ . We make the further assumption that  $\mathbb{E}[\tilde{\epsilon}_{nt}|A_{nt}, H_{nt}] = 0$  and that  $\text{Var}(\tilde{\epsilon}_{nt}|A_{nt}, H_{nt}) = \sigma^2$ . Then  $W$  can be further simplified as

$$W = \mathbb{E} \left[ \sum_{t=1}^T \frac{\sigma^2}{\pi_{nt}(1 - \pi_{nt})} Z_{nt} Z_{nt}^\top \right] + \mathbb{E} \left[ \sum_{t=1}^T \frac{(\gamma_{nt} - B_{nt}^\top \gamma^*)^2 Z_{nt} Z_{nt}^\top}{\pi_{nt}(1 - \pi_{nt})} \right],$$

*Proof of Remark 1.* Since in any cross term,

1.  $\mathbb{E}[A_{nt} - \pi_{nt}|H_{nt}] = 0$ ,
2.  $Z_{nt}, Z_{nt'}, B_{nt}, B_{nt'}, \gamma_{nt}, \gamma_{nt'}, \tilde{\epsilon}_{nt'}, A_{nt'}, \pi_{nt'}$  are all determined by  $H_{nt}$  when  $t' < t$ ,
3. and  $\mathbb{E}[\tilde{\epsilon}_{nt}|A_{nt}, H_{nt}] = 0$ .

Note that  $R_{nt} - X_{nt}^\top \theta^* = R_{nt} - B_{nt}^\top \gamma^* - (A_{nt} - \pi_{nt}) Z_{nt}^\top \delta_0 + \gamma_{nt} - \gamma_{nt} = \tilde{\epsilon}_{nt} + \gamma_{nt} - B_{nt}^\top \gamma^*$ , we can simply  $W$  in Theorem 6 to

$$W = \mathbb{E} \left[ \sum_{t=1}^T \frac{(R_{nt} - X_{nt}^\top \theta^*)^2 (A_{nt} - \pi_{nt})^2 Z_{nt} Z_{nt}^\top}{\pi_{nt}^2 (1 - \pi_{nt})^2} \right].$$

Recall  $\text{Var}(\tilde{\epsilon}_{nt}|A_{nt}, H_{nt}) = \sigma^2$ . Then,

$$\begin{aligned} W &= \mathbb{E} \left[ \sum_{t=1}^T \frac{\tilde{\epsilon}_{nt}^2 (A_{nt} - \pi_{nt})^2}{\pi_{nt}^2 (1 - \pi_{nt})^2} Z_{nt} Z_{nt}^\top \right] + \mathbb{E} \left[ \sum_{t=1}^T \frac{(\gamma_{nt} - B_{nt}^\top \gamma^*)^2 (A_{nt} - \pi_{nt})^2}{\pi_{nt}^2 (1 - \pi_{nt})^2} Z_{nt} Z_{nt}^\top \right] \\ &= \mathbb{E} \left[ \sum_{t=1}^T \frac{\sigma^2}{\pi_{nt}(1 - \pi_{nt})} Z_{nt} Z_{nt}^\top \right] + \underbrace{\mathbb{E} \left[ \sum_{t=1}^T \frac{(\gamma_{nt} - B_{nt}^\top \gamma^*)^2 Z_{nt} Z_{nt}^\top}{\pi_{nt}(1 - \pi_{nt})} \right]}_{\text{Term 2}}. \end{aligned} \quad (15)$$

Assuming the assumptions in the Remark 1, we have  $\sqrt{N}(\hat{\delta} - \delta_0) \sim \mathcal{N}(0, \Sigma_\delta)$  where  $\Sigma_\delta$  now simplifies to

$$\Sigma_\delta = \mathbb{E} \left[ \sum_t Z_{nt} Z_{nt}^\top \right]^{-1} W' \mathbb{E} \left[ \sum_t Z_{nt} Z_{nt}^\top \right]^{-1}. \quad (16)$$

where  $W'$  is given in Equation 15.  $\square$

We now show that when the working model of the marginal reward is correct (i.e.  $\gamma_{nt} = B_{nt}^\top \gamma_0$ ), Term 2 in Equation 15 goes to 0.

**Remark 2.** *With the same set of assumptions in Remark 1, suppose the working model of the marginal reward in Equation 8 is correct, then  $\Sigma_\delta$  can be further simplified to*

$$\Sigma_\delta = \mathbb{E} \left[ \sum_t Z_{nt} Z_{nt}^\top \right]^{-1} \mathbb{E} \left[ \sum_{t=1}^T \frac{\sigma^2}{\pi_{nt}(1 - \pi_{nt})} Z_{nt} Z_{nt}^\top \right] \mathbb{E} \left[ \sum_t Z_{nt} Z_{nt}^\top \right]^{-1}. \quad (17)$$

*Proof of Remark 2.* We first show that when the working model of the marginal reward is correct,  $\gamma^* = \gamma_0$ . Recall that

$$\gamma^* = \left( \mathbb{E} \left[ \sum_{t=1}^T \frac{B_{nt} B_{nt}^\top}{\pi_{nt}(1 - \pi_{nt})} \right] \right)^{-1} \mathbb{E} \left[ \sum_{t=1}^T \frac{B_{nt} R_{nt}}{\pi_{nt}(1 - \pi_{nt})} \right],$$

and by definition of  $\tilde{\epsilon}_{nt}$ ,  $R_{nt} = \gamma_{nt} + (A_{nt} - \pi_{nt}) Z_{nt}^\top \delta_0 + \tilde{\epsilon}_{nt}$  and  $\mathbb{E}[R_{nt} | H_{nt}, A_{nt}] = \gamma_{nt} + (A_{nt} - \pi_{nt}) Z_{nt}^\top \delta_0$ . Thus,

$$\begin{aligned} \gamma^* &= \left( \mathbb{E} \left[ \sum_{t=1}^T \frac{B_{nt} B_{nt}^\top}{\pi_{nt}(1 - \pi_{nt})} \right] \right)^{-1} \mathbb{E} \left[ \sum_{t=1}^T \frac{B_{nt} (\gamma_{nt} + (A_{nt} - \pi_{nt}) Z_{nt}^\top \delta_0 + \tilde{\epsilon}_{nt})}{\pi_{nt}(1 - \pi_{nt})} \right] \\ &= \left( \mathbb{E} \left[ \sum_{t=1}^T \frac{B_{nt} B_{nt}^\top}{\pi_{nt}(1 - \pi_{nt})} \right] \right)^{-1} \mathbb{E} \left[ \sum_{t=1}^T \frac{B_{nt} (\gamma_{nt} + \tilde{\epsilon}_{nt})}{\pi_{nt}(1 - \pi_{nt})} \right] \end{aligned}$$

where the last equality holds because of fact 1 listed in the proof of Remark 1. Given the assumption that  $\mathbb{E}[\tilde{\epsilon}_{nt} | A_{nt}, H_{nt}] = 0$ , then for or all  $n, t$ ,

$$\mathbb{E} \left[ \frac{\tilde{\epsilon}_{nt} B_{nt}}{\pi_{nt}(1 - \pi_{nt})} \right] = \mathbb{E} \left[ \mathbb{E}[\tilde{\epsilon}_{nt} | H_{nt}, A_{nt}] \frac{B_{nt}}{\pi_{nt}(1 - \pi_{nt})} \right] = 0$$

$$\text{and } \gamma^* = \left( \mathbb{E} \left[ \sum_{t=1}^T \frac{B_{nt} B_{nt}^\top}{\pi_{nt}(1 - \pi_{nt})} \right] \right)^{-1} \mathbb{E} \left[ \sum_{t=1}^T \frac{B_{nt} \gamma_{nt}}{\pi_{nt}(1 - \pi_{nt})} \right].$$

When the working model in Equation 8 is true, we have  $\gamma_{nt} = B_{nt} \gamma_0$  and thus

$$\gamma^* = \left( \mathbb{E} \left[ \sum_{t=1}^T \frac{B_{nt} B_{nt}^\top}{\pi_{nt}(1 - \pi_{nt})} \right] \right)^{-1} \mathbb{E} \left[ \sum_{t=1}^T \frac{B_{nt} B_{nt}}{\pi_{nt}(1 - \pi_{nt})} \gamma_0 \right] = \gamma_0.$$

Recall that

$$W' = \mathbb{E} \left[ \sum_{t=1}^T \frac{\sigma^2}{\pi_{nt}(1 - \pi_{nt})} Z_{nt} Z_{nt}^\top \right] + \underbrace{\mathbb{E} \left[ \sum_{t=1}^T \frac{(\gamma_{nt} - B_{nt}^\top \gamma^*)^2 Z_{nt} Z_{nt}^\top}{\pi_{nt}(1 - \pi_{nt})} \right]}_{\text{Term 2}}.$$

Given that  $\gamma^* = \gamma_0$ , we have  $\gamma_{nt} = B_{nt} \gamma_0 = B_{nt} \gamma^*$ . Thus Term 2 of  $W'$  is equal to 0 (When the working model is false, later we will show that Term 2 is positive semidefinite and  $\hat{\delta}$  will likely have inflated covariance matrix). Assuming the working model is correct and assuming the assumptions in the Remark, we simply have  $\Sigma_\delta$  stated in the Remark  $\square$

We now proceed with the Proof of Theorem 7. When the working model is correct, we observe that  $\epsilon = \tilde{\epsilon}$ . The assumptions that  $\mathbb{E}[\epsilon_{nt}|A_{nt}, H_{nt}] = 0$  and that  $\text{Var}(\epsilon_{nt}|A_{nt}, H_{nt}) = \sigma^2$  follows from the assumptions in Remark 1.

Suppose the patient is given treatment with a fixed probability at every trial. i.e.  $p(A_{nt} = 1) = \pi$ , with  $\Sigma_\delta$  derived in Remark 2, we then have

$$\begin{aligned}
 c_N &= c_{\beta_0} \\
 N(\delta_0^\top \Sigma_\delta^{-1} \delta_0) &= c_{\beta_0} \\
 N\delta_0^\top \mathbb{E} \left[ \sum_{t=1}^T Z_{nt} Z_{nt}^\top \right] \mathbb{E} \left[ \sum_{t=1}^T Z_{nt} Z_{nt}^\top \frac{\sigma^2}{\pi_{nt}(1-\pi_{nt})} \right]^{-1} \mathbb{E} \left[ \sum_{t=1}^T Z_{nt} Z_{nt}^\top \right] \delta_0 &= c_{\beta_0} \\
 \frac{N\pi(1-\pi)}{\sigma^2} \delta_0^\top \mathbb{E} \left[ \sum_{t=1}^T Z_{nt} Z_{nt}^\top \right] \delta_0 &= c_{\beta_0} \\
 \pi(1-\pi) &= \Delta,
 \end{aligned} \tag{18}$$

where  $\Delta$  is given by the statement in the theorem. Solving the quadratic function 18 gives us  $\pi = \frac{1 \pm \sqrt{1-4\Delta}}{2}$  and the theorem is proved. We let  $\pi_{\min} = \frac{1-\sqrt{1-4\Delta}}{2}$  and  $\pi_{\max} = \frac{1+\sqrt{1-4\Delta}}{2}$ . Note that  $\pi_{\min}$  and  $\pi_{\max}$  are symmetric to 0.5. Also note that  $N$  needs to be sufficiently large so that there exists a root for function 18.  $\square$

#### A.4 Proof Theorem 3

**Theorem 8.** *Given the values of  $\pi_{\min}, \pi_{\max}$  we solved in Theorem 7, if for all  $n$  and all  $t$  we have that  $\pi_{nt} \in [\pi_{\min}, \pi_{\max}]$ , then the resulting power will converge to a value no smaller than  $1 - \beta_0$  as  $N \rightarrow \infty$ .*

*Proof.* Function 14 is monotonically increasing w.r.t  $c_N$ . Hence, to ensure the resulting power is no smaller than  $1 - \beta_0$ , we just need

$$c_N = N\delta_0^\top \mathbb{E} \left[ \sum_{t=1}^T Z_{nt} Z_{nt}^\top \right] \mathbb{E} \left[ \sum_{t=1}^T Z_{nt} Z_{nt}^\top \frac{\sigma^2}{\pi_{nt}(1-\pi_{nt})} \right]^{-1} \mathbb{E} \left[ \sum_{t=1}^T Z_{nt} Z_{nt}^\top \right] \delta_0 \geq c_{\beta_0}.$$

We rewrite some of the terms for notation simplicity. Let  $b = \mathbb{E} \left[ \sum_{t=1}^T Z_{nt} Z_{nt}^\top \right] \delta_0$ . Note  $b$  is a vector and  $b \in \mathcal{R}^{p \times 1}$ , where  $p$  is the dimension of  $Z_{nt}$ . Let  $V = \mathbb{E} \left[ \sum_{t=1}^T Z_{nt} Z_{nt}^\top a_{nt} \right]$  where  $a_{nt} = \frac{1}{\pi_{nt}(1-\pi_{nt})}$ . Hence, we have  $c_N(a_{nt}) = \frac{N}{\sigma^2} b^\top V^{-1} b$

$$\begin{aligned}
 \frac{\partial c_N}{\partial a_{nt}} &= \text{tr} \left( \left( \frac{\partial c_N}{\partial V^{-1}} \right)^\top \frac{\partial V^{-1}}{\partial a_{nt}} \right) \\
 &= \frac{N}{\sigma^2} \text{tr} (bb^\top \times -V^{-1} \frac{dV}{da_{nt}} V^{-1}) \\
 &= \frac{N}{\sigma^2} \text{tr} (-bb^\top V^{-1} \mathbb{E}[Z_{nt} Z_{nt}^\top] V^{-1}) \\
 &= -\frac{N}{\sigma^2} (b^\top V^{-1}) \mathbb{E}[Z_{nt} Z_{nt}^\top] (V^{-1} b)
 \end{aligned}$$

Since  $Z_{nt} Z_{nt}^\top$  is semi-positive definite,  $\mathbb{E}[Z_{nt} Z_{nt}^\top]$  is semi-positive definite. Thus  $\frac{\partial c_N}{\partial a_{nt}} \leq 0$  and  $c_N$  is non-increasing w.r.t  $a_{nt}$ . As long as we have

$$\frac{1}{\pi_{nt}(1-\pi_{nt})} \leq \frac{1}{\pi_{\min}(1-\pi_{\min})} \quad \text{and} \quad \frac{1}{\pi_{nt}(1-\pi_{nt})} = \frac{1}{\pi_{\max}(1-\pi_{\max})},$$

we will have that  $c_N \geq c_{\beta_0}$ .

Since for all  $n, t$  and  $\pi_{nt} \in [\pi_{\min}, \pi_{\max}]$ , we have

$$\pi_{nt}(1-\pi_{nt}) \geq \pi_{\min}(1-\pi_{\min}) = \pi_{\max}(1-\pi_{\max}),$$



and hence

$$\frac{1}{\pi_{nt}(1 - \pi_{nt})} \leq \frac{1}{\pi_{\min}(1 - \pi_{\min})} = \frac{1}{\pi_{\max}(1 - \pi_{\max})}.$$

Thus,  $c_N \geq c_{\beta_0}$ . The power constraint will be met.  $\square$

### A.5 The Effect of Model Mis-specification on Power

**Corollary 2.** *When the marginal reward structure is incorrect ( $B_{nt}\gamma_0 \neq \gamma_{nt}$ ), the resulting power will converge to a value less than the desired power  $1 - \beta_0$  as  $N \rightarrow \infty$ .*

*Proof.* When the construction model of the marginal reward is not correct, the estimator  $\hat{\gamma}$  will be biased and now Term 2 in  $W'$  (Equation 15) is non-zero. Using the same notation in Section A.4,  $c_N = \frac{N}{\sigma^2} b^\top V'^{-1} b$ , we now have

$$V' = \mathbb{E} \left[ \sum_{t=1}^T Z_{nt} Z_{nt}^\top a_{nt} (1 + c_{nt}) \right], \text{ where } a_{nt} = \frac{1}{\pi_{nt}(1 - \pi_{nt})} \text{ and } c_{nt} = \frac{(\gamma_{nt} - B_{nt}^\top \gamma^*)^2}{\sigma^2}$$

Following similar derivation in Section A.4, we have

$$\frac{\partial c_N}{\partial c_{nt}} = -\frac{N}{\sigma^2} (b^\top \Sigma^{-1}) \mathbb{E}[Z_{nt} Z_{nt}^\top a_{nt}] (\Sigma^{-1} b)$$

Since  $a_{nt} > 0$ ,  $\frac{\partial c_N}{\partial c_{nt}} < 0$ . Thus  $c_N$  is monotonically decreasing w.r.t  $c_{nt}$ . Hence, when the reward mean structure is incorrect, the noncentral parameter  $c_N$  will decrease and thus, power will be less than  $1 - \beta_0$ .  $\square$

### A.6 Regret Bound of Specific Algorithms

In the main text Section 5, we mentioned that there exists specific algorithms in which the regret rates with respect to a clipped oracle can be preserved by simply clipping the action selection probability to lie within  $[\pi_{\min}, \pi_{\max}]$ . Below, we list three specific algorithms, describe their environment assumptions and provide a proof sketch that the regret rates are preserved.

**Action-Centered Thompson Sampling (ACTS).** ACTS (Greenewald et al., 2017) already has optimal first order regret with respect to a clipped oracle in non-stationary, adversarial settings where the features and reward are a function of current context  $C_{nt}$  (rather than the history  $H_{nt}$ ). They do not consider power; using our probabilities will result in optimal regret and satisfy required power guarantees.

**Semi-Parametric Contextual Bandits (BOSE).** BOSE (Krishnamurthy et al., 2018) has optimal first order regret with respect to a standard oracle in a non-stationary, adversarial setting. Like ACTS, features and rewards are functions of the current context  $C_{nt}$ . They further assume noise term is action independent. In the two action case, BOSE will select actions with probability 0.5 or with probability 0 or 1. With probability clipping, the regret bound remains unaffected and the details are provided in Section 3.3 of (Krishnamurthy et al., 2018).

**A More Subtle Case: Linear Stochastic Bandits (OFUL).** Finally, consider the OFUL algorithm of Abbasi-Yadkori et al. (2011) which considers a linear assumption on the entire mean reward that  $\mathbb{E}[R_{nt}|A_{nt} = a] = x_{t,a}^\top \theta$  for features  $(x_{t,0}, x_{t,1})$ . We prove that with probability clipping, OFUL will maintain the same regret rate with respect to a clipped oracle.

The clipped OFUL algorithm is given in Algorithm 1. The proof below is separate for each subject; thus for simplicity we drop the subscript  $n$  (e.g. use  $R_t$  instead of  $R_{nt}$ ). We also only assume that  $0 < \pi_{\min} \leq \pi_{\max} < 1$ , that is, we do not require the sum,  $\pi_{\min} + \pi_{\max} = 1$ . As we have binary actions, we can write Abbasi-Yadkori et al.'s decision set as  $D_t = \{x_{t,0}, x_{t,1}\}$ ; the second subscript denotes the binary action and  $x$  denotes a feature vector for each action. To adapt OFUL to accommodate the clipped constraint, we will make a slight change to ensure optimism under the constraint. Specifically, the criterion  $x_{t,a}^\top \theta$  is replaced by  $\ell_t(a, \theta) = \mathbb{E}[x_{t,A_t^c}^\top \theta | A_t = a]$  where  $A_t^c \sim \text{Bernoulli}(\pi_{\max}^a \pi_{\min}^{1-a})$ . Construction of the confidence set remains the same.

*Proof.* Clipped OFUL uses a two-step procedure to select the (binary) action in  $D_t$ . It first selects an optimistic  $A_t$  in step 4. However, instead of implementing  $A_t$ , it implements action  $A_t^c$  where  $A_t^c \sim \text{Bern}(\pi_{\max}^a \pi_{\min}^{1-a})$  given  $A_t = a$ . This means that  $X_t$  in Abbasi-Yadkori et al. (2011) becomes  $x_{t,A_t^c}$  in clipped OFUL.

---

**Algorithm 1** Clipped OFUL (Optimism in the Face of Uncertainty)

---

```

1: Input:  $\pi_{\max}, \pi_{\min}$ 
2: for  $t = 1, 2, \dots, T$  do
3:   Observe context features for each possible action:  $\{x_{t,1}, x_{t,0}\}$ 
4:    $(A_t, \tilde{\theta}_t) = \arg \max_{(a, \theta) \in \{0,1\} \times C_{t-1}} \ell_t(a, \theta)$ 
5:   Play  $A_t^c \sim \text{Bernoulli}(\pi_{\max}^{A_t} \pi_{\min}^{1-A_t})$  and observe reward  $R_t(A_t^c)$ 
6:   Update confidence set  $C_t$ 
7: end for

```

---

We use notations and assumptions similar to [Abbasi-Yadkori et al. \(2011\)](#). Let  $\{F_t\}_{t \geq 1}$  be a filtration, the error terms,  $\{\eta_t\}_{t \geq 1}$  be a real-valued stochastic process, the features,  $\{X_t\}_{t \geq 1}$  be a  $\mathbb{R}^d$ -valued stochastic process.  $\eta_t$  is  $F_t$  measurable and  $X_t$  is  $F_{t-1}$  measurable. Further assume that  $\|X_t\|_2 \leq L$  for a constant  $L$ . Define  $V = \lambda I \in \mathbb{R}^{d \times d}$  with  $\lambda \geq 1$ . The observed reward is assumed to satisfy

$$R_t = \theta_*^\top X_t + \eta_t$$

for an unknown  $\theta_* \in \mathbb{R}^d$ . The error term  $\eta_t$  is assumed to be conditionally  $\sigma$ -sub-Gaussian for a finite positive constant  $\sigma$ . This implies that  $\mathbb{E}[\eta_t | F_{t-1}] = 0$  and  $\text{Var}[\eta_t | F_{t-1}] \leq \sigma^2$ . The coefficient satisfies  $\|\theta_*\|_2 \leq S$  for a constant  $S$ . Lastly assume that  $|\max\{\theta_*^\top x_{t,1}, \theta_*^\top x_{t,0}\}| \leq 1$ .

Under these assumptions, Theorems 1, 2, Lemma 11 of [Abbasi-Yadkori et al. \(2011\)](#) as well as their proofs remain the same with  $X_t$  defined as  $x_{t,A_t^c}$ . Theorem 2 concerns construction of the confidence set. Neither Theorems 1, 2 or Lemma 11 concern the definition of the regret and only Theorem 3 and its proof need be altered to be valid for clipped OFUL with the regret against a clipped oracle.

Define

$$\ell_t(a, \theta) = a[\pi_{\max} \theta^\top x_{t,1} + (1 - \pi_{\max}) \theta^\top x_{t,0}] + (1 - a)[\pi_{\min} \theta^\top x_{t,1} + (1 - \pi_{\min}) \theta^\top x_{t,0}].$$

Below it will be useful to note that  $\ell_t(a, \theta) = \mathbb{E}[\theta^\top x_{t,A_t^c} | A_t = a, F_{t-1}]$ .

First we define the clipped oracle. Recall the oracle action is  $A_t^* = \arg \max_a \theta_*^\top x_{t,a}$ . It is easy to see that  $A_t^* = \arg \max_a \mathbb{E}[\theta_*^\top x_{t,A_t^c} | A_t^* = a, F_{t-1}]$  for  $A_t^c \sim \text{Bernoulli}(\pi_{\max}^{A_t^*} \pi_{\min}^{1-A_t^*})$ . The clipped oracle action is  $A_t^{c*}$ . Note that  $\mathbb{E}[\theta_*^\top x_{t,A_t^{c*}} | A_t^* = a, F_{t-1}] = \ell_t(a, \theta_*)$ . So just as  $A_t^*$  maximizes  $\ell_t(a, \theta_*)$ , in clipped OFUL the optimistic action,  $A_t$ , similarly provides an arg max of  $\ell_t(a, \theta)$ ; see line 4 in Algorithm 1.

The time  $t$  regret against the clipped oracle is given by  $r_t = \ell_t(A_t^*, \theta_*) - \ell_t(A_t, \theta_*)$ . In the proof to follow it is useful to note that  $r_t$  can also be written as  $r_t = \mathbb{E}[\theta_*^\top x_{t,A_t^{c*}} | A_t^*, F_{t-1}] - \mathbb{E}[\theta_*^\top x_{t,A_t^c} | A_t, F_{t-1}]$ . In the following we provide an upper bound on the expected regret,  $\mathbb{E}[\sum_{t=1}^n r_t]$ .

$$\begin{aligned}
r_t &= \ell_t(A_t^*, \theta_*) - \ell_t(A_t, \theta_*) \\
&\leq \ell_t(A_t, \tilde{\theta}_t) - \ell_t(A_t, \theta_*) \text{ (by line 4 in Alg. 1)} \\
&= \mathbb{E}[\tilde{\theta}_t^\top x_{t,A_t^c} | A_t, F_{t-1}] - \mathbb{E}[\theta_*^\top x_{t,A_t^c} | A_t, F_{t-1}] \text{ (by line 5 in Alg. 1)} \\
&= \mathbb{E}[(\tilde{\theta}_t - \theta_*)^\top x_{t,A_t^c} | A_t, F_{t-1}].
\end{aligned}$$

Thus we have that

$$\mathbb{E}[r_t] \leq \mathbb{E}[(\tilde{\theta}_t - \theta_*)^\top x_{t,A_t^c}] = \mathbb{E}[(\tilde{\theta}_t - \theta_*)^\top X_t]$$

with the second equality holding due to the definition of  $X_t$ . The proof of Theorem 3 in [Abbasi-Yadkori et al. \(2011\)](#) provides a high probability upper bound on  $(\tilde{\theta}_t - \theta_*)^\top X_t$ . In particular the proof shows that with probability at least  $(1 - \delta)$ , for all  $n \geq 1$ ,

$$\begin{aligned}
\sum_{t=1}^n (\tilde{\theta}_t - \theta_*)^\top X_t &\leq 4\sqrt{nd \log(\lambda + nL/d)} \left( \lambda^{1/2} S + R\sqrt{2 \log(1/\delta)} + d \log(1 + nL/(\lambda d)) \right) \\
&\leq 4\sqrt{nd \log(\lambda + nL/d)} \left( \lambda^{1/2} S + R\sqrt{2 \log(1/\delta)} + R\sqrt{d \log(1 + nL/(\lambda d))} \right)
\end{aligned}$$

since for  $x > 0$ ,  $\sqrt{1+x} \leq 1 + \sqrt{x}$ .

Let  $a_n = 4\sqrt{nd\log(\lambda + nL/d)}$ ,  $b_n = \lambda^{1/2}S + R\sqrt{d\log(1 + nL/(\lambda d))}$  and  $c = R\sqrt{2}$ . We have  $P\left[\sum_{t=1}^n (\tilde{\theta}_t - \theta_*)^\top X_t \geq a_n(b_n + c\sqrt{\log(1/\delta)})\right] \leq \delta$ . Let  $v = a_n(b_n + c\sqrt{\log(1/\delta)})$  then solving for  $\delta$  one obtains  $\delta = \exp\left\{- (v - b_n a_n)^2 / (a_n c)^2\right\}$ . Thus  $P\left[\sum_{t=1}^n (\tilde{\theta}_t - \theta_*)^\top X_t \geq v\right] \leq \exp\left\{- (v - b_n a_n)^2 / (a_n c)^2\right\}$ .

Recall that for any random variable,  $Y$ ,  $\mathbb{E}[Y] \leq \int_0^\infty P[Y > u] du$ . Thus

$$\begin{aligned} \mathbb{E}\left[\sum_{t=1}^n r_t\right] &= \mathbb{E}\left[\sum_{t=1}^n (\tilde{\theta}_t - \theta_*)^\top X_t\right] \\ &\leq \int_0^\infty \exp\left\{- (v - b_n a_n)^2 / (a_n c)^2\right\} dv \\ &\leq a_n c \sqrt{\pi} \\ &= 4R\sqrt{2\pi nd\log(\lambda + nL/d)}. \end{aligned}$$

Thus the expected regret up to time  $n$  is of order  $O(\sqrt{n})$  up to terms in  $\log(n)$  for clipped OFUL.  $\square$

## A.7 Action Flipping Wrapper Algorithm

In this section, we provide full analyses of the action flipping wrapper algorithm described in Section 5.2 in the main paper. We first prove that the wrapper algorithm can be applied to a large class of algorithms and achieves good regret rate with respect to a clipped oracle and then we listed common algorithms on which the wrapper algorithm can be used. The proof below will drop the subscript  $n$  since the algorithm is for each user separately.

### Meta-Algorithm: Action-Flipping (Restated)

1. Given current context  $C_t$ , algorithm  $\mathcal{A}$  produces action probabilities  $\pi_{\mathcal{A}}(C_t)$
2. Sample  $A_t \sim \text{Bern}(\pi_{\mathcal{A}}(C_t))$ .
3. If  $A_t = 1$ , sample  $A'_t \sim \text{Bern}(\pi_{\max})$ . If  $A_t = 0$ , sample  $A'_t \sim \text{Bern}(\pi_{\min})$ .
4. We perform  $A'_t$  and receive reward  $R_t$ .
5. The algorithm  $\mathcal{A}$  stores the tuple  $C_t, A_t, R_t$ . (Note that if  $A_t$  and  $A'_t$  are different, then, unbeknownst to the algorithm  $\mathcal{A}$ , a different action was actually performed.)
6. The scientist stores the tuple  $C_t, A'_t, R_t$  for their analysis.

**Theorem 9.** *Given  $\pi_{\min}$ ,  $\pi_{\max}$  and a contextual bandit algorithm  $\mathcal{A}$ , assume that algorithm  $\mathcal{A}$  has expected regret  $\mathcal{R}(T)$  for any environment in  $\Omega$ , with respect to an oracle  $\mathcal{O}$ . If there exists an environment in  $\Omega$  such that the potential rewards,  $R'_{nt}(a) = R_{nt}(G(a))$  for  $a \in \{0, 1\}$ , then the wrapper algorithm will (1) return a data set that satisfies the desired power constraints and (2) have expected regret no larger than  $\mathcal{R}(T)$  with respect to a clipped oracle  $\mathcal{O}'$ .*

*Proof. Satisfaction of power constraints:* Note that in step 6, we store the transformed action  $A'_t$ , thus we need to compute  $\pi'_{\mathcal{A}}$ . From step 3, we see that we can write the transformed probability  $\pi'_{\mathcal{A}}$  as follows:

$$\pi'_{\mathcal{A}} = p(A'_t = 1) = \pi_{\mathcal{A}}\pi_{\max} + (1 - \pi_{\mathcal{A}})\pi_{\min}. \quad (19)$$

Since  $\pi_{\max} - \pi'_{\mathcal{A}} = (\pi_{\max} - \pi_{\min})(1 - \pi_{\mathcal{A}}) \geq 0$  and  $\pi'_{\mathcal{A}} - \pi_{\min} = (\pi_{\max} - \pi_{\min})\pi_{\mathcal{A}} \geq 0$ , it follows that  $\pi'_{\mathcal{A}} \in [\pi_{\min}, \pi_{\max}]$ . Thus, by Theorem 8, the power constraint is met.

**Regret with respect to a clipped oracle:** Under the wrapper algorithm,  $A_t$  is transformed by the stochastic mapping  $G$  and the potential rewards can be written as  $R'_t(a) = R_t(G(a))$  for  $a \in \{0, 1\}$ . And by assumption there is an environment in  $\Omega$  with these rewards. Further algorithm  $\mathcal{A}$  has regret rate no greater than  $\mathcal{R}(T)$  with respect to an oracle  $\mathcal{O}$  on the original environment. The expected reward of an oracle on the new environment is the same as the expected reward of the wrapper algorithm applied to the oracle on the original environment, i.e.  $\mathbb{E}[R_t(\mathcal{O}')] = \mathbb{E}[R_t(G(\mathcal{O}))]$ . Thus, we can equivalently state that the algorithm resulting from transforming  $A_t$  by  $G$  has expected regret bound  $\mathcal{R}(T)$  with respect to a clipped oracle  $\mathcal{O}'$ .  $\square$

For sure, we should ask what collections of environments  $\Omega$  are closed under the reward transformation above. In the following, we characterize properties of  $\Omega$  satisfying Theorem 9.

**Lemma 1.** *For a stochastic contextual bandit, the following environment class has the closure property assumed by Theorem 9 under the action-transforming operation  $G$  - that is, for all environments in  $\Omega$ , the potential rewards  $\{R_t(1), R_t(0)\}$  transforms to  $\{R_t(G(1)), R_t(G(0))\}$ , which are still in  $\Omega$ :*

1.  $R_t(a) \leq L$ , where  $L$  is a constant.
2.  $R_t - \mathbb{E}[R_t|A_t, C_t]$  is  $\sigma$ -sub-Gaussian

*Proof.* Condition 1. above clearly holds for  $R_t(G(a))$  as  $G(a) \in \{0, 1\}$ .

Now, under the stochastic mapping  $G$  on actions, the new reward is

$$\begin{aligned} R'_t = R_t(G(A_t)) &= [A_t G(1) + (1 - A_t) G(0)] R_t(1) \\ &\quad + [A_t (1 - G(1)) + (1 - A_t) (1 - G(0))] R_t(0) \end{aligned}$$

and the new reward function is given by:

$$\begin{aligned} \mathbb{E}[R'_t|C_t, A_t] &= [A_t \pi_{\max} + (1 - A_t) \pi_{\min}] \mathbb{E}[R_t(1)|C_t] \\ &\quad + [A_t (1 - \pi_{\max}) + (1 - A_t) (1 - \pi_{\min})] \mathbb{E}[R_t(0)|C_t]. \end{aligned}$$

Since  $A_t, G(0), G(1)$  are binary, and the set of sub-Gaussian random variables is closed under finite summation, Condition 2. still holds albeit with a different constant  $\sigma$ .  $\square$

Next, we discuss how Lemma 1 applies to a set of common algorithms. In the derivations of regret bounds for these algorithms, in addition to the environmental assumptions outlined in Lemma 1, each derivation makes further assumptions on the environment. We discuss how each set of assumptions is preserved under the closure operation defined by our stochastic transformation  $G$ .

**Remark 3.** *LinUCB (Abbasi-Yadkori et al., 2011), SupLinUCB (Chu et al., 2011), SupLinREL (Auer, 2002) and TS (Agrawal and Goyal, 2012) further assume that the reward takes the form of  $\mathbb{E}[R_t(a)|C_{t,a}] = C_{t,a}^\top \theta$ . They assume that  $\|\theta\| \leq S_1$ ,  $\|C_{t,a}\| \leq S_2$ . Thus, under  $G$ ,*

$$\mathbb{E}[R_t(G(a))|C_t] = \pi_{\min}^a \pi_{\max}^{1-a} C_{t,0}^\top \theta + \pi_{\min}^{1-a} \pi_{\max}^a C_{t,1}^\top \theta.$$

*$\{\theta, \pi_{\min}^a \pi_{\max}^{1-a} C_{t,0} + \pi_{\min}^{1-a} \pi_{\max}^a C_{t,1}\}$  are still bounded but possibly with different constants.*

Differently,  $\epsilon$ -greedy (Langford and Zhang, 2007) assumes the learner is given a set of hypothesis  $\mathcal{H}$  where each hypothesis  $h$  maps a context  $C_t$  to an action  $A_t$ . The goal is to choose arms to compete with the best hypothesis in  $\mathcal{H}$ . They assume that  $(C_t, R_t) \sim P$  for some distribution  $P$ . Under  $G$  this remains true but now with a different distribution  $(C'_t, R'_t) \sim P'$  under  $G$ .

Langford and Zhang derived the regret bounds when the hypothesis space is finite  $|\mathcal{H}| = m$  with an unknown expected reward gap. Let  $R(h)$  be the expected total reward under hypothesis  $h$  and  $\mathcal{H} = \{h_1, h_2, \dots, h_m\}$ . Without loss of generality, they assume  $R(h_1) \geq R(h_2) \geq \dots R(h_m)$  and  $R(h_1) \geq R(h_2) + \Delta$  where  $\Delta$  is the unknown expected reward gap,  $\Delta > 0$ . Now, under  $G$ , the hypothesis space needs to change accordingly to  $\mathcal{H}'$  where each new hypothesis  $h'$  may map a context to actions different from before (Each new hypothesis needs to lie within the power-preserving policy class that we derived in Theorem 8); however, the hypothesis space size remains the same,  $|\mathcal{H}'| = m$ . And without loss of generality, we can reorder  $R'(h')$  so that  $R'(h'_1) \geq R'(h'_2) \geq \dots R'(h'_m)$ , thus the environment is closed under  $G$ .

**Adversarial Case** There are several ways of specifying adversarial versions of contextual bandits. Some of those are amenable to our flipping process in the Algorithm described in this section, and others are not. In particular, the flipping process introduces stochasticity into the perceived rewards, so algorithms that assume deterministic rewards (the context is drawn from some unknown distribution but the reward is picked by an adversary) in the environment will not apply directly (Auer and Chiang (2016); Auer et al. (2002); Beygelzimer et al. (2011); Bubeck and Slivkins (2012); Seldin and Lugosi (2017)).

Other adversarial contextual bandit algorithms are designed for environments with stochastic rewards. We specifically focus on adversarial contextual bandits where the contexts are chosen by an adversary but the reward is drawn from a fixed (but unknown) conditional distribution given context. We allow the adversary to be aware of the action flipping. The analysis is similar to that of the stochastic bandit.

Since the contexts are assigned by the adversary deterministically, we denote the context at time step  $t$  of action  $a$  as  $c_{t,a}$ . The rewards are stochastic and we denote the potential rewards as  $\{R_t(0), R_t(1)\}$  and the reward function as  $\mathbb{E}[R_t|A_t, c_t]$

**Lemma 2.** *Given an adversarial contextual bandit, the context  $c_{t,a} \in \Omega$  is assigned by an adversary. Assume the adversary has the knowledge of the stochastic mapping  $G$ . There are two sufficient conditions for Theorem 4 to hold. First, the context  $c_{t,a}$  is allowed to evolve arbitrarily. Second, the stochastic rewards  $R_t$  belongs to one those described in Corollary 1.*

*Proof.* With the knowledge of the stochastic mapping  $G$ , the adversary may generate a new assignment of contexts  $c'_{t,a}$  different than the one generated without  $G$ . Since the context can evolve arbitrarily, the new assignment  $c'_{t,a}$  is still in  $\Omega$ . And by proof in Lemma 1, the potential rewards is closed under transformation  $G$ . Thus, the environment is closed under  $G$ .  $\square$

**Remark 4.** *SupLinUCB (Chu et al., 2011) and SupLinREL Auer (2002), which are analyzed in Remark 3, allow the context vector to be chosen by an oblivious adversary (the adversary is not adaptive) and don't make assumptions on how the contexts evolve. In Remark 3, we already show that under  $G$ , the new reward function of both algorithms,  $\mathbb{E}[R_t(G(a)|c_t)]$ , is still in the environment class. Therefore, in the adversarial scenario, the environment class is still closed under  $G$ .*

## A.8 Action Flipping Wrapper Algorithm in MDP Setting

In this section, we prove that our action flipping strategy can also be applied to an MDP setting since our test statistic allows the features to depend on the full history. We again drop  $n$  for convenience. A MDP  $M$  is defined with a set of finite states  $\mathcal{S}$  and a set of finite actions  $A$ . An environment for an MDP is defined by the initial state distribution  $S_0 \sim P_0$ , the transition probability  $P_{s,s'}^a$  and the reward which is a function of current state, action and next state,  $R_t = r(S_t, A_t, S_{t+1})$ .

Again we use potential outcome notation; this notation is coherent with the standard MDP notation and allows us to make the role of the stochastic transformation,  $G$ , clear. At time  $t$ , given the current state  $S_t$ , the algorithm selects the action  $a$  and transits to the next state  $S_t$  with transition probability  $P_{s,s'}^a = P(S_{t+1} = s' | S_t = s, A_t = a)$ . The observed reward is  $R_t(A_t)$  and the expected reward given a state-action pair is  $\mathbb{E}[R_t(A_t) | S_t = s, A_t = a] = \sum_{s'} P_{s,s'}^a r(s, a, s')$ .

Recall that the set of environments is denoted by  $\Omega$ . At state  $S_t$ , an algorithm  $\mathcal{A}$  maps the history for each user up to time  $t$ :  $H_t = (\{S_j, A_j, R_j\}_{j=t}^{t-1}, S_t)$  to a probability distribution over action space  $A$ . As before the wrapper algorithm makes the input algorithm  $\mathcal{A}$  believe that it is in an environment more stochastic than it truly is (particularly the distribution of  $S_{t+1}$  is more stochastic). Intuitively, if algorithm  $\mathcal{A}$  is capable of achieving some rate in this more stochastic environment, then it will be optimal with respect to the clipped oracle.

**Corollary 3.** *Given  $\pi_{\min}$ ,  $\pi_{\max}$  and an MDP algorithm  $\mathcal{A}$ , assume that algorithm  $\mathcal{A}$  has an expected regret  $\mathcal{R}(T)$  for any MDP environment in  $\Omega$ , with respect to an oracle  $\mathcal{O}$ . Under stochastic transformation  $G$ , if there exists an environment in  $\Omega$  that contains the new transition probability function:  $P'_{s,s'}^a = (\pi_{\min}^a \pi_{\max}^{1-a} P_{s,s'}^0 + \pi_{\min}^{1-a} \pi_{\max}^a P_{s,s'}^1)$  then the wrapper algorithm will (1) return a data set that satisfies the desired power constraints and (2) have expected regret no larger than  $\mathcal{R}(T)$  with respect to a clipped oracle  $\mathcal{O}'$ .*

*Proof.* The proof of satisfaction of power constraints follows as in Theorem 9.

**Regarding regret:** Under the wrapper algorithm, the action  $A_t$  is transformed by the stochastic mapping  $G$ , which only impacts the next state  $S_{t+1}$ . The new transition probability function  $P'_{s,s'}^a$  can be written as  $(\pi_{\min}^a \pi_{\max}^{1-a} P_{s,s'}^0 + \pi_{\min}^{1-a} \pi_{\max}^a P_{s,s'}^1)$ . And by assumption there is an environment in  $\Omega$  with this probability transition function. Recall that the reward is a deterministic function of the current state, the action and the next state. Further recall that  $\mathcal{A}$  has regret rate no greater than  $\mathcal{R}(T)$  with respect to an oracle  $\mathcal{O}$  on the original environment. Thus the expected reward of an oracle on this environment is the same as the expected reward of the wrapper



algorithm applied to the oracle on the original environment, i.e.  $\mathbb{E}[R_t(G(\mathcal{O}))|S_t, A_t] = \mathbb{E}[R_t(\mathcal{O}')|S_t, A_t]$ . Thus, we can equivalently state that the algorithm resulting from transforming  $A_t$  by  $G$  has expected regret bound  $\mathcal{R}(T)$  with respect to a clipped oracle  $\mathcal{O}'$ .  $\square$

## A.9 Data-Dropping Power-Preserving Wrapper Algorithm

---

### Algorithm 2 Data-Dropping Power-Preserving Wrapper Algorithm

---

```

1: Input:  $\pi_{\min}$ ,  $\pi_{\max}$ , Algorithm  $\mathcal{A}$ 
2: for  $t = 1, 2, \dots$  do
3:   Observe context  $C_t$  and outputs  $\pi_{\mathcal{A}}(C_t)$  each action
4:   if  $\pi_{\max} \leq_a \{\pi_{\mathcal{A}}(a)\} \leq \pi_{\max}$  then
5:      $A_t \sim \pi_{\mathcal{A}}$  {Sample action}
6:     Observe  $R_t$ 
7:     Update Algorithm  $\mathcal{A}$  with  $(C_t, A_t, R_t)$ 
8:   else
9:      $u \sim \text{unif}(0, 1)$ 
10:     $A_t^* = \arg \max_a \pi_{\mathcal{A}}(a)$ 
11:    if  $u \leq \pi_{\max}$  or  $u > \max_a \{\pi_{\mathcal{A}}(a)\}$  then
12:      if  $u \leq \pi_{\max}$  then
13:         $A_t = A_t^*$ 
14:      else
15:         $A_t = \arg \min \{\pi_{\mathcal{A}}(a)\}$ 
16:      end if
17:      Observe  $R_t$ 
18:      Update Algorithm  $\mathcal{A}$  with  $(C_t, A_t, R_t)$  {Both approaches agree on action}
19:    else
20:       $A_t = \arg \min \{\pi_{\mathcal{A}}(a)\}$ 
21:      Observe  $R_t$  {Do not give data to  $\mathcal{A}$ }
22:    end if
23:  end if
24: end for

```

---

In this section, we give full analyses of the data-dropping wrapper algorithm which can also be used for power preserving purpose. The algorithm implementation is given in Algorithm 2. The wrapper takes as input a contextual bandit algorithm  $\mathcal{A}$  and pre-computed  $\pi_{\min}$ ,  $\pi_{\max}$  ( $\pi_{\max} + \pi_{\min} = 1$ ) computed from Theorem 7. The input algorithm  $\mathcal{A}$  can be stochastic or deterministic. Conceptually, our wrapper operates as follows: for a given context, if the input algorithm  $\mathcal{A}$  returns a probability distribution over choices that already satisfies  $\pi_{\mathcal{A}} \in [\pi_{\min}, \pi_{\max}]$ , then we sample the action according to  $\pi_{\mathcal{A}}$ . However, if the maximum probability of an action exceeds  $\pi_{\max}$ , then we sample that action according to  $\pi_{\max}$ .

The key to guaranteeing good regret with this wrapper for a broad range of input algorithms  $\mathcal{A}$  is in ensuring that the input algorithm  $\mathcal{A}$  only sees samples that match the data it would observe if it was making all decisions. Specifically, the sampling approach in lines 9-22 determines whether the action that was ultimately taken would have been taken absent the wrapper; the context-action-reward tuple from that action is only shared with the input algorithm  $\mathcal{A}$  if  $\mathcal{A}$  would have also made that same decision.

Now, suppose that the input algorithm  $\mathcal{A}$  was able to achieve some regret bound  $\mathcal{R}(T)$  with respect to some setting  $\mathcal{B}$  (which, as noted before, may be more specific than that in Section 3 in main paper). The wrapped version of input  $\mathcal{A}$  by Algorithm 2 will achieve the desired power bound by design; but what will be the impact on the regret? We prove that as long as the setting  $\mathcal{B}$  allows for data to be dropped, then an algorithm that incurs  $\mathcal{R}$  regret in its original setting suffers at most  $(1 - \pi_{\max})$  linear regret in the clipped setting. Specifically, if an algorithm  $\mathcal{A}$  achieves an optimal rate  $O(\sqrt{T})$  rate with respect to a standard oracle, its clipped version will achieve that optimal rate with respect to the clipped oracle.

**Theorem 10.** Assume as input  $\pi_{\max}$  and a contextual bandit algorithm  $\mathcal{A}$ . Assume algorithm  $\mathcal{A}$  has a regret bound  $\mathcal{R}(T)$  under one of the following assumptions on the setting  $\mathcal{B}$ : (1)  $\mathcal{B}$  assumes that the data generating

process for each context is independent of history, or (2)  $\mathcal{B}$  assumes that the context depends on the history, and the bound  $\mathcal{R}$  for algorithm  $\mathcal{A}$  is robust to an adversarial choice of context.

Then our wrapper Algorithm 2 will (1) return a dataset that satisfies the desired power constraints and (2) has expected regret no larger than  $\mathcal{R}(\pi_{\max}T) + (1 - \pi_{\max})T$  if assumptions  $\mathcal{B}$  are satisfied in the true environment.

*Proof. Satisfaction of power constraints:* By construction our wrapper algorithm ensures that the selected actions always satisfy the required power constraints.

**Regret with respect to a clipped oracle:** Note that in the worst case, the input algorithm  $\mathcal{A}$  deterministically selects actions  $A_t$ , which are discarded with probability  $1 - \pi_{\max}$ . Therefore if running in an environment satisfying the assumptions  $\mathcal{B}$  of the input algorithm  $\mathcal{A}$ , our wrapper could suffer at most linear regret on  $T(1 - \pi_{\max})$  points, and will incur the same regret as the algorithm  $\mathcal{A}$  on the other points (which will appear to algorithm  $\mathcal{A}$  as if these are the only points it has experienced).

Note that since the wrapper algorithm does not provide all observed tuples to algorithm  $\mathcal{A}$ , this proof only works for assumptions  $\mathcal{B}$  on the data generating process that assumes the contexts are independent of history, or in a setting in which  $\mathcal{A}$  is robust to adversarially chosen contexts.  $\square$

Essentially this result shows that one can get robust power guarantees while incurring a small linear loss in regret (recall that  $\pi_{\max}$  will tend toward 1, and  $\pi_{\min}$  toward 0, as  $T$  gets large) if the setting affords additional structure commonly assumed in stochastic contextual bandit settings. Because our wrapper is agnostic to the choice of input algorithm  $\mathcal{A}$ , up to these commonly assumed structures, we enable a designer to continue to use their favorite algorithm—perhaps one that has seemed to work well empirically in the domain of interest—and still get guarantees on the power.

**Corollary 4.** *For algorithms  $\mathcal{A}$  that satisfy the assumptions of Theorem 10, our wrapper algorithm will incur regret no worse than  $O(\mathcal{R}(\pi_{\max}T))$  with respect to a clipped oracle.*

*Proof.* Recall that a clipped oracle policy takes the optimal action with probability  $\pi_{\max}$  and the other action with probability  $1 - \pi_{\max}$ . By definition, any clipped oracle will suffer a regret of  $(1 - \pi_{\max})T$ . Therefore relative to a clipped oracle, our wrapper algorithm will have an regret rate  $O(\mathcal{R}(\pi_{\max}T))$  that matches the regret rate of the algorithm in its assumed setting when the true environment satisfies those assumptions. This holds for algorithms  $\mathcal{A}$  satisfying the assumptions of Theorem 10.  $\square$

## B Descriptions of Algorithms

Below, we provide pseudocode of all the algorithms we used for reference. All the algorithms listed below is for each user  $n$  and we drop subscript  $n$  for simplicity.

### B.1 Fixed Randomization with $\pi = 0.5$

---

**Algorithm 3** Fixed Randomization with  $\pi = 0.5$ 


---

```

1: for  $t = 1, 2, \dots, T$  do
2:    $A_t \sim \text{Bern}(0.5)$ 
3:   Observe  $R_t$ 
4: end for

```

---

## B.2 ACTS

---

**Algorithm 4** Clipped ACTS(Action Centered Thompson Sampling)

---

```

1: Input:  $\sigma^2$ ,  $\pi_{\min}$ ,  $\pi_{\max}$ 
2:  $b = 0$ ,  $V = I$ ,  $\hat{\delta} = V^{-1}b$ ,  $\hat{\Sigma} = \sigma^2 V^{-1}$ 
3: for  $t = 1, 2, \dots, T$  do
4:   Observe  $C_t$ 
5:   if  $1 - \phi_{C_t^\top \hat{\delta}, C_t^\top \hat{\Sigma} C_t}(0) < \pi_{\min}$  then
6:      $\pi_t = \pi_{\min}$ 
7:      $A_t \sim \text{Bern}(\pi_t)$ 
8:   else if  $1 - \phi_{C_t^\top \hat{\delta}, C_t^\top \hat{\Sigma} C_t}(0) > \pi_{\max}$  then
9:      $\pi_t = \pi_{\max}$ 
10:     $A_t \sim \text{Bern}(\pi_t)$ 
11:   else
12:      $\tilde{\delta} \sim \mathcal{N}(C_t^\top \hat{\delta}, C_t^\top \hat{\Sigma} C_t)$ 
13:      $A_t = \arg \max(0, C_t^\top \tilde{\delta})$ 
14:      $\pi_t = 1 - \phi_{C_t^\top \hat{\delta}, C_t^\top \hat{\Sigma} C_t}(0)$ 
15:   end if
16:   Observe  $R_t$ 
17:   Update  $V = V + (1 - \pi_t)\pi_t C_t C_t^\top$ ,  $b = b + (A_t - \pi_t)R_t C_t$ ,  $\hat{\delta} = V^{-1}b$ 
18: end for

```

---

## B.3 BOSE

---

**Algorithm 5** Clipped BOSE (Bandit Orthogonalized Semiparametric Estimation)

---

```

1: Input:  $\pi_{\min}$ ,  $\pi_{\max}$ ,  $\eta$ 
2:  $b = 0$ ,  $V = I$ ,  $\hat{\delta} = V^{-1}b$ 
3: for  $t = 1, 2, \dots, T$  do
4:   Observe  $C_t$ 
5:   if  $C_t^\top \hat{\delta} > \eta C_t^\top V^{-1} C_t$  then
6:      $\pi_t = \pi_{\max}$ 
7:   else if  $-C_t^\top \hat{\delta} > \eta C_t^\top V^{-1} C_t$  then
8:      $\pi_t = \pi_{\min}$ 
9:   else
10:     $\pi_t = 0.5$ 
11:   end if
12:    $A_t \sim \text{Bern}(\pi_t)$  and observe  $R_t$ 
13:   Update  $V = V + (A_t - \pi_t)^2 C_t C_t^\top$ ,  $b = b + (A_t - \pi_t)R_t C_t$ ,  $\hat{\delta} = V^{-1}b$ 
14: end for

```

---

## B.4 linUCB

---

**Algorithm 6** linUCB(linear Upper Confidence Bound)

---

```

1: Input:  $\pi_{\min}$ ,  $\pi_{\max}$ ,  $\eta$ 
2:  $b = 0$ ,  $V = I$ ,  $\hat{\theta} = V^{-1}b$ 
3: for  $t = 1, 2, \dots, T$  do
4:   Observe  $C_t(0)$ ,  $C_t(1)$ 
5:   For  $a \in \{0, 1\}$ , compute  $\mathcal{L}_{t,a} = C_t(a)\hat{\theta} + \eta\sqrt{C_t^\top(a)V^{-1}C_t(a)}$ 
6:    $A_t^* = \arg \max_a \mathcal{L}_{t,a}$ 
7:    $\pi_t = \frac{1 - A_t^*}{\pi_{\min}} \frac{A_t^*}{\pi_{\max}}$ 
8:    $A_t \sim \text{Bern}(\pi_t)$  and observe  $R_t$ 
9:   Update  $V = V + C_t C_t^\top$ ,  $b = b + C_t R_t$ ,  $\hat{\theta} = V^{-1}b$ 
10: end for

```

---

## C Environments

In this section, we describe the details of the simulated environments we used in the experiment. Recall that the reward function is defined as

$$\mathbb{E}[R_{nt}|A_{nt}, C_{nt}] = \gamma_{nt} + (A_{nt} - \pi_{nt})Z_{nt}^\top \delta_0$$

The marginal reward  $\gamma_{nt}$  is approximated as  $B_{nt}^\top \gamma_0$ . To construct an environment, we need to specify the feature vectors  $Z_{nt}$ ,  $B_{nt}$  and the vectors  $\delta_0$ ,  $\gamma_0$ . We also need to specify a noise model for  $\epsilon_{nt}$ .

### C.1 Semi-parametric Contextual Bandit(SCB)

In this environment, for each user  $n$ , at each round, a feature  $Z_{nt}$  is independently drawn from a sphere with norm 0.4. Additionally:

$$\begin{aligned} R_{nt} &= f_{nt} + A_{nt}Z_{nt}^\top \delta_0 + \epsilon_{nt} \\ \delta_0^\top &= [0.382, -0.100, 0.065] \quad (\|\delta_0\| = 0.4) \\ f_{nt} &= \frac{1}{900}t - 0.05 \\ \epsilon_{nt} &\sim \mathcal{N}(0, \sigma^2) \quad \text{where } \sigma^2 = 0.25 \end{aligned}$$

We can see that  $\mathbb{E}[R_{nt}(0)|H_{nt}] = f_{nt}$ . According to Section A.1, the marginal reward  $\gamma_{nt} = f_{nt} + \pi_{nt}Z_{nt}^\top \delta_0$ . To construct a correct working model for the marginal reward, we let

$$\begin{aligned} B_{nt}^\top &= [t, 1, \pi_{nt}Z_{nt}^\top] \\ \gamma_0^\top &= [\frac{1}{900}, -0.05, \delta_0^\top] \end{aligned}$$

### C.2 Adversarial Semi-parametric Contextual Bandit(ASCB)

The adversarial semi-parametric contextual bandit is similar to SCB except that in each round,  $\gamma_{nt}$  is chosen by an adaptive adversary. We specifically used the adversary ( $f_{nt}$  below) introduced in (Abbasi-Yadkori et al., 2018). The environment is defined as follows:

$$\begin{aligned} R_{nt} &= f_{nt} + A_{nt}Z_{nt}^\top \delta_0 + \epsilon_{nt} \\ Z_{nt}^\top &= [-0.5, 0.3 \cdot (-1)^t, (t/100)^2] \\ \delta_0^\top &= [0.2, 0.2, 0.2] \\ f_{nt} &= -\max(0, A_{nt}Z_{nt}^\top \delta) \\ \epsilon_{nt} &\sim \mathcal{N}(0, \sigma^2) \quad \text{where } \sigma^2 = 0.25 \end{aligned}$$

Similar to SCB (Section C.1),  $\gamma_{nt} = f_{nt} + \pi_{nt}Z_{nt}^\top \delta_0$ . We let

$$\begin{aligned} B_{nt}^\top &= [-\max(0, A_{nt}Z_{nt}^\top \delta), \pi_{nt}Z_{nt}^\top] \\ \gamma_0 &= [1, \delta_0^\top] \end{aligned}$$

### C.3 Mobile Health Simulator

The mobile health simulator, which mimics the data generation process of a mobile application to increase users' physical activities, was originally developed in (Liao et al., 2016). In this environment, the effect changes over time but is still independent across days. The noise terms are correlated and follows Gaussian AR(1) process.

The response to the binary action  $A_t \in \{0, 1\}$  is  $R_t$ , which is interpreted as  $\sqrt{\text{Step count on day } t}$ .

$$\begin{aligned} R_{nt} &= A_{nt} Z_{nt}^T \delta + \alpha(t) + \frac{\sigma(t)}{\sqrt{2}} \epsilon_{nt} \\ \epsilon_{nt} &= \phi \epsilon_{n,t-1} + e_{nt} \\ e_{nt} &\sim \mathcal{N}(0, 1) \\ \epsilon_0 &\sim \mathcal{N}\left(0, \frac{1}{1-\phi^2}\right) \\ A_{nt} &\in \{0, 1\} \end{aligned}$$

Note  $\text{Var}(\epsilon_{nt}) = \frac{1}{1-\phi^2}$  for all  $t$ . One can choose  $\phi = 1/\sqrt{2}$ . The features are

$$Z_{nt} = \left[1, \frac{t-1}{45}, \left(\frac{t-1}{45}\right)^2\right]^\top \quad (20)$$

The  $\alpha(t)$  represents the square root of the step-count under no action  $A_t = 0$ . Let  $\alpha(t)$  vary linearly from 125 at  $t = 0$  to 50 at  $t = T$ . The  $\sigma^2(t)$  is the residual variance in step count. We set  $\sigma(t) = 30$ . For  $\delta_0$ , under null hypothesis,  $\delta_0 = \mathbf{0}$ . Under alternate hypothesis,  $\delta^{(0)} = 6$ . There is no effect at  $T = 90$  and peak effect at  $T = 21$ . By solving the system, we have  $\delta_0^\top = [6.00, -2.48, -2.79]$ ,  $\bar{\delta} = \sum_{t=1}^T Z_{nt}^\top \delta_0 \approx 1.6$ .

To construct a correct working model for the marginal reward, we let

$$\begin{aligned} B_{nt}^\top &= [\alpha(t), \pi_{nt} Z_{nt}^\top] \\ \gamma_0 &= [1, \delta_0^\top] \end{aligned}$$

#### C.4 Environmental Set-up for Type 1 error Experiment

For all environments, to verify Type 1 error is recovered, during simulation, we set  $\delta_0 = \mathbf{0}$  where  $\mathbf{0}$  is a zero vector. When solving for  $\pi_{\min}$ ,  $\pi_{\max}$ , we used  $\delta_0$  values specified in the above sections.

#### C.5 Environmental Set-up for Robustness Test

*Robustness test of mis-estimated treatment effect.* To study the impact of the estimated effect size, we tested two different types of mis-estimation: underestimation and overestimation of the average treatment effect. For the experiment purpose, the guessed size of each dimension  $d$  is set as  $\delta_{est}^{(d)} = \delta^{(d)}/1.1$  (underestimation) and  $\delta_{est}^{(d)} = \delta^{(d)} \times 1.1$  (overestimation) while the effect size of the simulation environment remains as  $\delta_0 = \delta$ .

*Robustness test of mis-estimated noise variance.* To study the impact of the estimated noise variance size, we tested two different types of noise mis-estimation for SCB and ASCB: underestimation and overestimation of the environment noise. For the experiment purpose, the guessed size of the noise variance is set as  $\sigma_{est}^2 = \sigma_{est}^2/1.2$  (underestimation) and  $\sigma_{est}^2 = \sigma_{est}^2 \times 1.2$  (overestimation) while the noise variance of the simulation environment remains as  $\sigma^2$  specified above. For mobile health, we mimic the data pattern that during the weekends, the users' behaviors are more stochastic due to less motivation. Specifically, we let the noise variance of the weekend be  $1.5^2$  times larger than that of the weekdays. The estimated noise variance is calculated using the average variance over time  $\sigma_{est}^2 = \frac{1}{T} \sum_{t=1}^T \sigma_t^2$ .

*Robustness test of mis-specified marginal reward model.* To test the robustness of the power against the working model of the marginal reward, for all environments, we used a bad approximation where  $B_{nt} = 1$ .

*Robustness test of mis-specified treatment effect model.* We conducted two types of environments to demonstrate the robustness of the power against the treatment effect model mis-specification. (1) In the first experiment, we consider the effect where the constructed model lies within a subspace of the true model. We suppose that the experts consider the last feature in  $Z_{nt}$  as irrelevant and drops it during the experiment. (2) In the second experiment, we consider the situation where the true treatment effect model is a nonlinear function of  $Z_{nt}$ . Specifically, the true treatment effect model is defines the same as in ASCB (Section C.2) and we approximated it with  $R_{nt} = -0.125t + 0.0017 + \epsilon_{nt}$ .



## D Experiment Settings

For all environments, we use  $N = 20$  subjects and  $T = 90$  trajectory length. In the regret minimization algorithm,  $C_{nt}$  is set as  $Z_{nt}$ .

### D.1 Identifying optimal hyperparameters

For all algorithms, the hyperparameters are chose by maximizing the average return over 1,000 individuals. The prior of the ACTS algorithm is set as  $\mathcal{N}(0, \sigma_0^2)$  and  $\sigma_0^2$  is chosen between  $[0.05, 0.5]$  for SCB and ASCB, and between  $[50, 150]$  for the mobile health simulator. The parameter  $\eta$  of BOSE is chosen between  $[0.1, 2.0]$  for SCB and ASCB, and between  $[10, 150]$  for the mobile health simulator. The hyperparameter  $\eta$  of linUCB is chosen between  $[0.01, 0.25]$  for SCB and ASCB, and between  $[10, 100]$  for the mobile health simulator. (Note: in reality, we would not be able to repeatedly run experiments of 1000 individuals to find the optimal hyperparameters; we do this to give the baseline versions of the algorithms their best chance for success.) The optimal hyperparameters, that is, those that minimize empirical regret, are listed below:

Table 1: Optimal hyperparameter chosen for a given pair of an algorithm and an environment

	SCB	ASCB	Mobile Health Simulator
ACTS	0.15	0.05	60
BOSE	0.2	0.2	120
linUCB	0.03	0.02	95

### D.2 Solved $\pi_{\min}$ , $\pi_{\max}$

Table 2 lists solved  $\pi$  values given a pair of an environment and a guessed effect size as well as given a pair of an environment and a guessed noise variance. We see the smaller in magnitude of  $\delta_{est}$  or the larger  $\sigma^2$ , the closer  $\pi_{\min}, \pi_{\max}$  are to 0.5, which results in more exploration. The larger in magnitude of  $\delta_{est}$  or the smaller  $\sigma^2$ , the further  $\pi_{\min}, \pi_{\max}$  are from 0.5 exploration, which results in less exploration.

Table 2: Solved  $\pi_{\min}, \pi_{\max}$  given a pair of an environment and a guessed effect size or given a pair of an environment and a guessed noise variance

	$\delta_{est} < \delta$		$\delta_{est} = \delta$		$\delta_{est} > \delta$	
	$\pi_{\min}$	$\pi_{\max}$	$\pi_{\min}$	$\pi_{\max}$	$\pi_{\min}$	$\pi_{\max}$
SCB	0.288	0.712	0.216	0.784	0.168	0.882
ASCB	0.301	0.699	0.225	0.775	0.174	0.826
Mobile Health	0.335	0.665	0.243	0.757	0.187	0.813
	$\sigma_{est}^2 < \sigma^2$		$\sigma_{est}^2 = \sigma^2$		$\sigma_{est}^2 > \sigma^2$	
	$\pi_{\min}$	$\pi_{\max}$	$\pi_{\min}$	$\pi_{\max}$	$\pi_{\min}$	$\pi_{\max}$
SCB	0.170	0.830	0.216	0.784	0.284	0.716
ASCB	0.087	0.913	0.225	0.775	0.297	0.703
	$\sigma_{est}^2 \neq \sigma^2$		$\sigma_{est}^2 = \sigma^2$			
	$\pi_{\min}$	$\pi_{\max}$	$\pi_{\min}$	$\pi_{\max}$		
Mobile Health	0.433	0.567	0.243	0.757		

## E Additional Results

### E.1 Type 1 Error

Table 3: Type 1 error with 2 standard error ( $\hat{\alpha}_0 \pm 2\sqrt{\hat{\alpha}_0(1 - \hat{\alpha}_0)/N}$  where  $N = 1000$ ). We see some Type 1 errors are close to  $\alpha_0 = 0.05$  while some are larger than 0.05 but not significantly.

SCB					
Fix $\pi = 0.5$	ACTS	ACTS (clip)	BOSE	BOSE (clip)	linUCB(clip)
$0.060 \pm 0.015$	$0.074 \pm 0.017$	$0.054 \pm 0.014$	$0.068 \pm 0.016$	$0.060 \pm 0.015$	$0.060 \pm 0.015$
ASCB					
Fix $\pi = 0.5$	ACTS	ACTS (clip)	BOSE	BOSE (clip)	linUCB(clip)
$0.065 \pm 0.016$	$0.054 \pm 0.014$	$0.052 \pm 0.014$	$0.090 \pm 0.018$	$0.054 \pm 0.014$	$0.062 \pm 0.015$
Mobile Health Simulator					
Fix $\pi = 0.5$	ACTS	ACTS (clip)	BOSE	BOSE (clip)	linUCB(clip)
$0.055 \pm 0.014$	$0.058 \pm 0.016$	$0.049 \pm 0.014$	$0.062 \pm 0.015$	$0.069 \pm 0.016$	$0.052 \pm 0.014$

As Table 3 suggests, when there is no treatment effect, we recover the correct Type 1 error. We see some Type 1 errors are close to  $\alpha_0 = 0.05$  while some are larger than 0.05 but not significantly. This is likely caused by small sample variation in the estimated covariance matrix. BOSE, specifically, drops a large portion of data on which it is certain about the treatment effect. In practice, small sample corrections are used to adjust the estimated covariance matrix (Liao et al., 2016).

### E.2 Power

Table 4 shows that when there is a treatment effect, we recover the correct power if we guessed everything correctly.

Table 4: Resulting power with 2 standard error ( $\hat{\beta}_0 \pm 2\sqrt{\hat{\beta}_0(1 - \hat{\beta}_0)/N}$  where  $N = 1000$ ). With probability clipping, the correct power  $\beta_0 = 0.80$  is recovered while without clipping, sufficient power is not guaranteed.

SCB					
Fix $\pi = 0.5$	ACTS	ACTS (clip)	BOSE	BOSE (clip)	linUCB(clip)
$0.934 \pm 0.016$	$0.442 \pm 0.031$	$0.860 \pm 0.022$	$0.643 \pm 0.030$	$0.848 \pm 0.023$	$0.793 \pm 0.026$
ASCB					
Fix $\pi=0.5$	ACTS	ACTS (clip)	BOSE	BOSE (clip)	linUCB(clip)
$0.905 \pm 0.019$	$0.299 \pm 0.029$	$0.829 \pm 0.024$	$0.321 \pm 0.030$	$0.844 \pm 0.023$	$0.802 \pm 0.025$
Mobile Health Simulator					
Fix $\pi = 0.5$	ACTS	ACTS (clip)	BOSE	BOSE (clip)	linUCB(clip)
$0.902 \pm 0.019$	$0.547 \pm 0.031$	$0.802 \pm 0.025$	$0.667 \pm 0.030$	$0.849 \pm 0.023$	$0.793 \pm 0.026$

### E.3 Robustness Analysis

In this section, we list the additional results of the robustness experiments against various model mis-specifications.

*Noise Mis-estimation.* Table 5 lists the full results of the power given mis-estimated noise variance. In general, we see overestimated noise results in higher power while underestimated noise results in lower power. The power is robust against mis-estimated noise with linUCB being the least robust among all the algorithms.

*Marginal Reward Mis-specification.* Figure 4 demonstrates the effect of the marginal reward mis-specification on power. In general, we see the specific model mis-specification we tested ( $B_{nt} = 1$ ) does not cause a significant decrease in power (The heights of the bars are similar). The biggest drop happens on ACTS in Mobile Health Simulator, which results in a power still above 0.5.

Table 5: Resulting power with 2 standard error with mis-estimated noise variance where  $\sigma_{est}$  denotes the estimated noise. In general, the power is lower when  $\sigma_{est} < \sigma$  and higher when  $\sigma_{est} > \sigma$ . The power is robust against noise variance as the worst case is still above 0.7 (given by linUCB in ASCB).

	SCB			ASCB			Mobile Health	
	$\sigma_{est} > \sigma$	$\sigma_{est} = \sigma$	$\sigma_{est} < \sigma$	$\sigma_{est} > \sigma$	$\sigma_{est} = \sigma$	$\sigma_{est} < \sigma$	$\sigma_{est} \neq \sigma$	$\sigma_{est} = \sigma$
ACTS	$0.883 \pm 0.020$	$0.860 \pm 0.022$	$0.819 \pm 0.024$	$0.857 \pm 0.022$	$0.829 \pm 0.024$	$0.785 \pm 0.026$	$0.802 \pm 0.025$	$0.814 \pm 0.025$
BOSE	$0.891 \pm 0.020$	$0.843 \pm 0.023$	$0.830 \pm 0.024$	$0.869 \pm 0.021$	$0.844 \pm 0.023$	$0.794 \pm 0.026$	$0.810 \pm 0.025$	$0.849 \pm 0.023$
linUCB	$0.867 \pm 0.021$	$0.793 \pm 0.026$	$0.718 \pm 0.028$	$0.853 \pm 0.022$	$0.848 \pm 0.023$	$0.710 \pm 0.029$	$0.784 \pm 0.026$	$0.793 \pm 0.026$

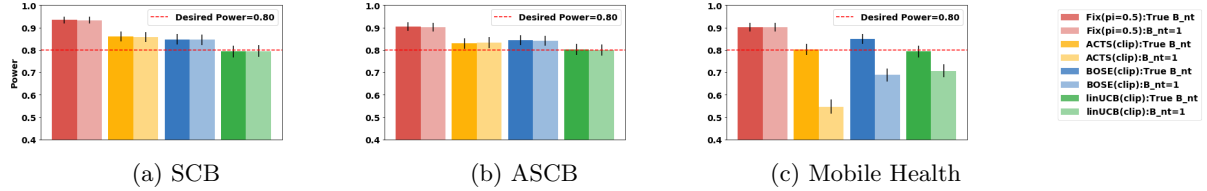


Figure 4: Effect of wrong reward model on power: Powers is robust to reward model mis-specification in SCB and ASCB where the bar heights are similar. In mobile health, the highest drop is with ACTS which is less than 0.3.

*Treatment Effect Model Mis-specification.* As described in Section C.5, we tested two types of treatment effect model mis-specification. Table 6 lists the full results. For the first type where we drop the last feature in  $Z_{nt}$  (first three columns), we see most resulting powers are close to 0.8. The largest change in power happens in the mobile health simulator, which implies that the last feature is critical to this environment. To test the second type of mis-specification, we constructed a separate environment. From the last column, we see that most resulting powers are close to 0.8.

Table 6: Resulting power with 2 standard error. We see that the power is robust against both types of treatment effect mis-specification with the worst case above 0.4.

	SCB	ASCB	Mobile Health	Nonlinear
Fixed $\pi = 0.5$	$0.946 \pm 0.014$	$0.823 \pm 0.024$	$0.920 \pm 0.017$	$0.717 \pm 0.028$
ACTS	$0.872 \pm 0.021$	$0.620 \pm 0.031$	$0.652 \pm 0.030$	$0.685 \pm 0.025$
BOSE	$0.885 \pm 0.020$	$0.530 \pm 0.032$	$0.689 \pm 0.029$	$0.998 \pm 0.003$
linUCB	$0.798 \pm 0.025$	$0.429 \pm 0.031$	$0.408 \pm 0.031$	$1.000 \pm 0.000$

## E.4 Average Return & Regret

Table 7: Average Return,  $reg$ ,  $reg_c$  with 2 standard error for  $N = 1000 \times 20$  simulated users: For all algorithms, clipping decreases the average return. Different algorithms have different regrets, but the difference between the regret ( $reg$ ) and the clipped regret ( $reg_c$ ) are relatively constant across algorithms within each environment.

SCB							
	Fix $\pi = 0.5$	ACTS	ACTS(clip)	BOSE	BOSE(clip)	linUCB	linUCB(clip)
AR	$-0.172 \pm 0.068$	$0.419 \pm 0.069$	$0.256 \pm 0.068$	$0.477 \pm 0.070$	$0.216 \pm 0.068$	$1.243 \pm 0.069$	$0.500 \pm 0.068$
$reg$	$3.509 \pm 0.068$	$2.918 \pm 0.069$	$3.080 \pm 0.068$	$2.859 \pm 0.070$	$3.121 \pm 0.068$	$2.093 \pm 0.069$	$2.837 \pm 0.068$
$reg_c$	$2.788 \pm 0.068$	$2.197 \pm 0.069$	$2.360 \pm 0.068$	$2.139 \pm 0.070$	$2.401 \pm 0.068$	$1.373 \pm 0.069$	$2.117 \pm 0.068$
ASCB							
	Fix $\pi = 0.5$	ACTS	ACTS(clip)	BOSE	BOSE(clip)	linUCB	linUCB(clip)
AR	$-3.245 \pm 0.068$	$-2.697 \pm 0.069$	$-2.882 \pm 0.068$	$-2.743 \pm 0.072$	$-2.808 \pm 0.068$	$-1.655 \pm 0.066$	$-2.514 \pm 0.066$
$reg$	$3.245 \pm 0.068$	$2.697 \pm 0.069$	$2.882 \pm 0.068$	$2.743 \pm 0.072$	$2.808 \pm 0.068$	$1.655 \pm 0.066$	$2.514 \pm 0.066$
$reg_c$	$2.983 \pm 0.068$	$2.435 \pm 0.069$	$2.620 \pm 0.068$	$2.481 \pm 0.072$	$2.546 \pm 0.068$	$1.394 \pm 0.066$	$2.252 \pm 0.066$
Mobile Health Simulator							
	Fix $\pi = 0.5$	ACTS	ACTS(clip)	BOSE	BOSE(clip)	linUCB	linUCB(clip)
$AR(\times 10^3)$	$8.095 \pm 0.004$	$8.106 \pm 0.004$	$8.102 \pm 0.004$	$8.106 \pm 0.004$	$8.097 \pm 0.004$	$8.295 \pm 0.004$	$8.197 \pm 0.004$
$reg(\times 10^3)$	$0.218 \pm 0.004$	$0.206 \pm 0.004$	$0.210 \pm 0.004$	$0.207 \pm 0.004$	$0.215 \pm 0.004$	$0.017 \pm 0.004$	$0.115 \pm 0.004$
$reg_c(\times 10^3)$	$0.111 \pm 0.004$	$0.100 \pm 0.004$	$0.104 \pm 0.004$	$0.100 \pm 0.004$	$0.109 \pm 0.004$	$-0.089 \pm 0.004$	$0.009 \pm 0.004$

Table 7 lists the complete results of average return (AR),  $reg$  and  $reg_c$ . We compute  $reg$  as

$$reg = \mathbb{E} \left[ \sum_{t=1}^T \max_{a, \pi^*} \mathbb{E}[R_{nt} | A_{nt} = a, H_{nt}] \right] - \mathbb{E} \left[ \sum_{t=1}^T R_{nt} \right]$$

where  $a \in \{0, 1\}$ ,  $\pi^* \in [0, 1]$ , and  $reg_c$  as

$$reg_c = \mathbb{E} \left[ \sum_{t=1}^T \max_{a, \pi^*} \mathbb{E}[R_{nt} | A_{nt} = a, H_{nt}] \right] - \mathbb{E} \left[ \sum_{t=1}^T R_{nt} \right]$$

where  $a \in \{0, 1\}$ ,  $\pi^* \in [\pi_{\min}, \pi_{\max}]$ .

The regret metrics allow us to see how the returns of our adapted algorithms compare against the best possible rate we could achieve (against the clipped oracle); they also highlight the cost of clipping. Table 7 shows that different algorithms have different regrets, but all still converge as expected with respect to the clipped oracle.

## E.5 Comparison of Wrapper Algorithms

The full results of action-flipping/ data-dropping/ probability-clipping wrapper algorithms are listed in Table 8 and Table 9.

Table 8: Resulting power with 2 standard error ( $\beta_0 \pm 2\sqrt{\hat{\beta}_0(1 - \hat{\beta}_0)/N}$  where  $N = 1000$ ): All wrapper algorithms satisfied the power constraints.

SCB			
ACTS	ACTS (flip)	ACTS (drop)	ACTS (clip)
$0.442 \pm 0.031$	$0.908 \pm 0.018$	$0.826 \pm 0.024$	$0.860 \pm 0.022$
BOSE	BOSE (flip)	BOSE (drop)	BOSE (clip)
$0.643 \pm 0.030$	$0.886 \pm 0.020$	$0.863 \pm 0.022$	$0.848 \pm 0.023$
linUCB	linUCB(flip)	linUCB(drop)	linUCB(clip)
-	$0.810 \pm 0.025$	$0.815 \pm 0.025$	$0.793 \pm 0.026$
ASCB			
ACTS	ACTS (flip)	ACTS (drop)	ACTS (clip)
$0.299 \pm 0.029$	$0.859 \pm 0.022$	$0.844 \pm 0.023$	$0.829 \pm 0.024$
BOSE	BOSE (flip)	BOSE (drop)	BOSE (clip)
$0.321 \pm 0.030$	$0.847 \pm 0.023$	$0.836 \pm 0.023$	$0.844 \pm 0.023$
linUCB	linUCB(flip)	linUCB(drop)	linUCB(clip)
-	$0.797 \pm 0.025$	$0.794 \pm 0.026$	$0.802 \pm 0.025$
Mobile Health Simulatfor			
ACTS	ACTS (flip)	ACTS (drop)	ACTS (clip)
$0.547 \pm 0.031$	$0.851 \pm 0.023$	$0.787 \pm 0.026$	$0.802 \pm 0.025$
BOSE	BOSE (flip)	BOSE (drop)	BOSE (clip)
$0.667 \pm 0.030$	$0.830 \pm 0.024$	$0.813 \pm 0.025$	$0.849 \pm 0.023$
linUCB	linUCB(flip)	linUCB(drop)	linUCB(clip)
-	$0.778 \pm 0.026$	$0.817 \pm 0.024$	$0.793 \pm 0.026$

Table 9: Average Return,  $reg, reg_c$  with 2 standard error for  $N = 1000 \times 20$  simulated users: All wrapper algorithms achieve good regret rate with slightly different trade-offs given the situation.

SCB				
	ACTS	ACTS (flip)	ACTS (drop)	ACTS (clip)
AR	$0.419 \pm 0.069$	$0.030 \pm 0.068$	$0.282 \pm 0.067$	$0.256 \pm 0.068$
$reg$	$2.918 \pm 0.069$	$3.307 \pm 0.068$	$3.054 \pm 0.067$	$3.080 \pm 0.068$
$reg_c$	$2.197 \pm 0.069$	$2.586 \pm 0.068$	$2.334 \pm 0.067$	$2.360 \pm 0.068$
	BOSE	BOSE (flip)	BOSE (drop)	BOSE (clip)
AR	$0.477 \pm 0.070$	$0.068 \pm 0.067$	$0.179 \pm 0.069$	$0.216 \pm 0.068$
$reg$	$2.859 \pm 0.070$	$3.269 \pm 0.067$	$3.158 \pm 0.069$	$3.121 \pm 0.068$
$reg_c$	$2.139 \pm 0.070$	$2.548 \pm 0.067$	$2.437 \pm 0.069$	$2.401 \pm 0.068$
	linUCB	linUCB(flip)	linUCB(drop)	linUCB(clip)
AR	$1.243 \pm 0.069$	$0.455 \pm 0.068$	$0.585 \pm 0.068$	$0.500 \pm 0.068$
$reg$	$2.093 \pm 0.069$	$2.882 \pm 0.068$	$2.752 \pm 0.068$	$2.837 \pm 0.068$
$reg_c$	$1.373 \pm 0.069$	$2.161 \pm 0.068$	$2.031 \pm 0.068$	$2.117 \pm 0.068$
Adversarial Semi-parametric Contextual Bandit				
	ACTS	ACTS (flip)	ACTS (drop)	ACTS (clip)
AR	$-2.697 \pm 0.069$	$-2.947 \pm 0.067$	$-2.795 \pm 0.068$	$-2.882 \pm 0.068$
$reg$	$2.697 \pm 0.069$	$2.947 \pm 0.067$	$2.795 \pm 0.068$	$2.882 \pm 0.068$
$reg_c$	$2.435 \pm 0.069$	$2.686 \pm 0.067$	$2.533 \pm 0.068$	$2.620 \pm 0.068$
	BOSE	BOSE (flip)	BOSE (drop)	BOSE (clip)
AR	$-2.743 \pm 0.072$	$-2.960 \pm 0.067$	$-2.876 \pm 0.068$	$-2.808 \pm 0.068$
$reg$	$2.743 \pm 0.072$	$2.960 \pm 0.067$	$2.876 \pm 0.068$	$2.808 \pm 0.068$
$reg_c$	$2.481 \pm 0.072$	$2.698 \pm 0.067$	$2.614 \pm 0.068$	$2.546 \pm 0.068$
	linUCB	linUCB(flip)	linUCB(drop)	linUCB(clip)
AR	$-1.655 \pm 0.066$	$-2.401 \pm 0.066$	$-2.366 \pm 0.067$	$-2.514 \pm 0.066$
$reg$	$1.655 \pm 0.066$	$2.401 \pm 0.066$	$2.366 \pm 0.067$	$2.514 \pm 0.066$
$reg_c$	$1.394 \pm 0.066$	$2.139 \pm 0.066$	$2.104 \pm 0.067$	$2.252 \pm 0.066$
Mobile Health Simulator				
	ACTS	ACTS (flip)	ACTS (drop)	ACTS (clip)
$AR(\times 10^3)$	$8.106 \pm 0.004$	$8.172 \pm 0.004$	$8.106 \pm 0.004$	$8.102 \pm 0.004$
$reg(\times 10^3)$	$0.206 \pm 0.004$	$0.140 \pm 0.004$	$0.206 \pm 0.004$	$0.210 \pm 0.004$
$reg_c(\times 10^3)$	$0.100 \pm 0.004$	$0.034 \pm 0.004$	$0.100 \pm 0.004$	$0.104 \pm 0.004$
	BOSE	BOSE (flip)	BOSE (drop)	BOSE (clip)
$AR(\times 10^3)$	$8.106 \pm 0.004$	$8.159 \pm 0.004$	$8.103 \pm 0.004$	$8.097 \pm 0.004$
$reg(\times 10^3)$	$0.207 \pm 0.004$	$0.154 \pm 0.004$	$0.210 \pm 0.004$	$0.215 \pm 0.004$
$reg_c(\times 10^3)$	$0.100 \pm 0.004$	$0.047 \pm 0.004$	$0.103 \pm 0.004$	$0.109 \pm 0.004$
	linUCB	linUCB(flip)	linUCB(drop)	linUCB(clip)
$AR(\times 10^3)$	$8.295 \pm 0.004$	$8.198 \pm 0.004$	$8.192 \pm 0.004$	$8.197 \pm 0.004$
$reg(\times 10^3)$	$0.017 \pm 0.004$	$0.114 \pm 0.004$	$0.120 \pm 0.004$	$0.115 \pm 0.004$
$reg_c(\times 10^3)$	$-0.089 \pm 0.004$	$0.008 \pm 0.004$	$0.014 \pm 0.004$	$0.009 \pm 0.004$