

---

# Power-Constrained Bandits

---

Jiayu Yao<sup>1</sup> Emma Brunskill<sup>2</sup> Weiwei Pan<sup>1</sup> Susan Murphy<sup>1</sup> Finale Doshi-Velez<sup>1</sup>

## Abstract

Contextual bandits often provide simple and effective personalization in decision making problems, making them popular in many domains including digital health. However, when bandits are deployed in the context of a scientific study, the aim is not only to personalize for an individual, but also to determine, with sufficient statistical power, whether or not the system’s intervention is effective. In this work, we develop a set of constraints and a general meta-algorithm that can be used to both guarantee power constraints and minimize regret. Our results demonstrate a number of existing algorithms can be easily modified to satisfy the constraint without significant decrease in average return. We also show that our modification is also robust to a variety of model mis-specifications.

## 1. Introduction

Contextual bandits provide an attractive middle ground between multi-arm bandits and full-blown Markov Decision Processes. Their simplicity, robustness, and effectiveness had made them popular in various domains, ranging from online education to web content and ads recommendation, where personalization is important. We are specifically motivated by the promise of contextual bandits in the context of digital health, e.g. imagine a mobile app that will help patients manage a mental illness that delivers personalized interventions such as reminders to self-monitor their mental state or suggestions for how to manage depressed states.

In digital health applications, much of the initial research and development is done via clinical studies. Especially when a person’s health is involved, it is critical to understand if, when, and how the treatments are effective. A currently popular study design is the *micro-randomized* trial (Liao et al., 2016; Klasnja et al., 2015), in which an auto-

mated agent interacts in parallel with a number of individuals over a number of times. This type of design allows the designer to observe the pattern of initial excitement and novelty effect, followed by some disengagement, that one would observe in a real deployment, while the fact that each intervention is randomized allows for rigorous statistical analysis to quantify the treatment effect.

Micro-randomized trials also offer the promise of being able to personalize or adapt during the study period itself: the randomization probability for each intervention needs not to be a fixed constant, but can be adjusted based on the prior responses of the individual. For example, some individuals may respond better to self-monitoring reminders, others to concrete activity suggestions. The responsiveness of the individual may also depend on the context (e.g. at work or home). However, now we are left with a complex set of challenges: we desire our algorithms to develop a personalized policy for each individual while still being sufficiently powered to determine the effectiveness of the treatments and enable further off-policy or causal inference analyses, all in a highly stochastic, non-stationary environment.

While there are many approaches that quantify treatment effects or minimize regret, to our knowledge, there does not exist approaches that do both in a principled way. Much of classical experimental design focuses on ensuring that the scientific study is scoped to allow for sufficient power to detect a significant treatment effect. Part of the multi-armed bandit literature focuses on estimating the means of all arms (e.g. Carpentier et al. 2011) and approaches focused on best-arm identification aim to find the best treatment with confidence (Audibert & Bubeck, 2010). These typically personalize little if at all, and thus can result in high regret.

In contrast, most of the multi-armed and contextual bandit literature employ adaptivity towards the goal of minimizing regret, but we are aware of none that also provide a guarantee on power for a pre-specified after-study primary analysis, much less protecting the ability to permit a variety of non-pre-specified secondary analyses. In the context of an expensive clinical study, it is essential that analyses can be performed to inform further development and downstream adoption. One might hope that standard regret-minimizing algorithms would automatically provide strong power guarantees, but recent work suggests that popular regret-minimizing bandit algorithms can result in biased

---

<sup>1</sup>School of Engineering and Applied Sciences, Harvard University <sup>2</sup>Computer Science Department, Stanford University. Correspondence to: Jiayu Yao <jiy328@g.harvard.edu>.

estimates (Nie et al., 2018) and indeed there is very recent work providing new techniques on how to best analyze data generated by regret-minimizing algorithms (Hadad et al., 2019). Such work highlights the need for approaches for data gathering that can preserve power and provide favorably low regret.

Our core contribution is to provide an avenue toward ensuring that the study will be sufficiently powered *and* have optimal regret with respect to that constraint. We provide analyses both for specific algorithms as well as a general approach for taking existing contextual bandit algorithms and achieving optimal regret rates with respect to an oracle which satisfies the power constraints. Finally, while our work is motivated by applications to digital health, we emphasize that the same needs occur in many settings. For example, in education, we may want to personalize a flash card app’s prompts to the student and also quantify its overall effectiveness.

## 2. Related Work

There are a variety of contextual bandit algorithms that can find the best arm with confidence in both stochastic as well as adversarial settings (Abbasi-Yadkori et al., 2018; Lattimore & Szepesvari, 2019). However, these algorithms typically are not concerned with minimizing cumulative regret alongside their best-arm identification.

Furthermore there have been several recent contextual bandits that can achieve optimal first order regret rates in highly stochastic, even adversarial settings (Lattimore & Szepesvari, 2019; Krishnamurthy et al., 2018; Greenewald et al., 2017). We consider similarly general settings, but unlike these algorithms, we also guarantee sufficient power to test hypotheses related to treatment effectiveness.

Finally, other work considers other simultaneous objectives. Degenne et al. (2019); Erraqabi et al. (2017) consider arm value estimation jointly with regret minimization. Nie et al. (2018); Deshpande et al. (2018) consider how to accurately estimate the means or confidence intervals with data collected via adaptive sampling algorithms. To our knowledge, ours is the first to consider how to gather data in a way that guarantees power in a non-stationary setting and minimizes regret.

## 3. Model and Problem Setting

We consider planning a study with  $N$  subjects each for  $T$  time units. At each time  $t$ , for each subject  $n$ , a context vector  $C_{nt}$  is observed. We take a binary action  $A_{nt} \in \{0, 1\}$  with a reward  $R_{nt} \in \mathcal{R}$ . We use  $H_{nt}$  to denote the history for subject  $n$  up to time  $t$ :  $H_{nt} = (\{C_{nj}, A_{nj}, R_{nj}\}_{j=1}^{t-1}, C_{nt})$ . Denote the reward un-

der action  $a$  as  $R_{nt}(a)$ ; thus the observed reward satisfies  $R_{nt} = R_{nt}(A_{nt})$ .

To plan the study, we must specify (1) assumptions on the true environment, (2) the behavior policy for selecting the actions and (3) the null hypothesis, the alternate hypothesis, the associated test statistic, the desired Type 1 error rate, the desired power to detect a particular standardized effect size.

**True Environment** We assume that the reward satisfies

$$\mathbb{E}[R_{nt}(1)|H_{nt}] - \mathbb{E}[R_{nt}(0)|H_{nt}] = Z_t^\top(H_{nt})\delta_0 \quad (1)$$

where  $Z_t(H_{nt})$  is a set of features that are a known function of history,  $H_{nt}$  and  $Z_t^\top(H_{nt})\delta_0$  is the treatment effect of the intervention. Importantly,  $Z_t(H_{nt})$  is independent of present action  $A_{nt}$  but may depend on prior actions. We assume that an expert defines what features of a history may be important for the reward but make *no* assumptions about how the history itself evolves. In the following, we write  $Z_t(H_{nt})$  as  $Z_{nt}$  for short. We assume the histories  $\{H_{nt}\}_{n=1}^N$  are independent and identically distributed. However, there may be dependencies across time within a specific subject. Finally, we assume that  $\text{Var}[R_{nt}(a)|H_{nt}] < \infty$  for  $a = 0, 1$  and  $t = 1, \dots, T$ .

**Behavior Policy** To select actions for the  $n$ th subject at step  $t$ , the study uses a behavior policy that may depend on the history and time,

$$P(A_{nt} = 1|H_{nt}) = \pi_t(H_{nt})$$

where  $\pi_t$  is a deterministic function of subject  $n$ ’s history and is indexed by  $t$  to denote that it can be non-stationary.

We impose two constraints on the policy. First, the policy for user  $n$  does not depend on data from other subjects, e.g.,  $\pi_t$  is only a function of  $H_{nt}$ . Second, all  $\pi_t(H_{nt})$  must lie between some  $[\pi_{\min}, \pi_{\max}]$ . The rationale for these constraints on the behavior policy is to facilitate both the primary hypothesis testing procedure as well as perhaps not pre-specified secondary off-policy (e.g. as described by (Thomas & Brunskill, 2016; Su et al., 2019)) and causal inference analyses (e.g. as described by (Boruvka et al., 2018)). In the following we write  $\pi_{nt}(H_{nt})$  as  $\pi_{nt}$  for short. We emphasize that at least in digital health, it is both a requirement and the norm that actions are always sampled with non-zero probabilities to ensure that primary and secondary analyses can be performed even in the face of model mis-specification.

**Hypothesis and Test Statistic** When designing a study, there are many unknowns, and thus it is standard practice to use test statistics that require minimal assumptions to guarantee the desired Type 1 error rate. Thus the assumptions used to form the test statistic may be weaker than the assumptions the study designers use to construct the behavior policy,  $\pi_{nt}$ . Indeed in our experience it is often

the case that one might wish to be more conservative when performing hypothesis tests but be willing to make more assumptions when it comes to constructing the personalization (i.e., behavior) policy to minimize regret.

A natural primary hypothesis concerns the treatment effect, here encoded by the value of  $\delta_0$  in Equation 1. Our goal is to test the hypothesis:  $H_0 : \delta_0 = 0$  and the alternate hypothesis:  $H_1 : \delta_0 = \delta$ .

To test those hypotheses, we will construct a test statistic based on one used in multiple micro-randomized trials (Liao et al., 2016; Boruvka et al., 2018; Klasnja et al., 2019; Bidar-gaddi et al., 2018). We first assume the model in Equation 1. For the marginal reward averaged over the action, denoted as  $\gamma_t(H_{nt})$ , we assume a working model as:

$$\mathbb{E}[R_{nt}|H_{nt}] = B_{nt}^\top \gamma_0, \quad (2)$$

where  $B_{nt}$  is a vector of features constructed from  $H_{nt}$ .

Our estimated effect  $\hat{\delta}$  is the minimizer of the loss

$$L(\gamma, \delta) = \sum_{n=1}^N \sum_{t=1}^T \frac{(R_{nt} - B_{nt}^\top \gamma - (A_{nt} - \pi_{nt}) Z_{nt}^\top \delta)^2}{\pi_{nt}(1 - \pi_{nt})}$$

In the above loss function the action is centered by probability that the action is 1 (i.e.,  $A_{nt} - \pi_{nt}$ ); this is a classical orthogonalization trick used in both statistics and economics (Robinson, 1988; Boruvka et al., 2018). This orthogonalization allows one to prove that the asymptotic (large  $N$ , fixed  $T$ ) distribution of  $\sqrt{N}(\hat{\delta} - \delta_0)$  is Gaussian even if the working model in Equation 2 is false (Boruvka et al., 2018). A similar orthogonalization trick has been used in the bandit literature by (Krishnamurthy et al., 2018; Greenewald et al., 2017) so as to allow a degree of non-stationarity.

Next, let  $\theta = \begin{bmatrix} \gamma \\ \delta \end{bmatrix}$ . The solution for  $\hat{\theta}$  is given by

$$\begin{aligned} \hat{\theta} = & \left( \frac{1}{N} \sum_{n=1}^N \sum_{t=1}^T \frac{X_{nt} X_{nt}^\top}{\pi_{nt}(1 - \pi_{nt})} \right)^{-1} \\ & \times \left( \frac{1}{N} \sum_{n=1}^N \sum_{t=1}^T \frac{R_{nt} X_{nt}}{\pi_{nt}(1 - \pi_{nt})} \right) \end{aligned} \quad (3)$$

and  $\sqrt{N}(\hat{\theta} - \theta)$  is asymptotically normal with covariance defined by

$$\begin{aligned} \Sigma_\theta = & \mathbb{E} \left[ \sum_{t=1}^T \frac{X_{nt} X_{nt}^\top}{\pi_{nt}(1 - \pi_{nt})} \right]^{-1} \\ & \times \mathbb{E} \left[ \left( \sum_{t=1}^T \frac{\tilde{\epsilon}_{nt} X_{nt}^\top}{\pi_{nt}(1 - \pi_{nt})} \right) \left( \sum_{t=1}^T \frac{\tilde{\epsilon}_{nt} X_{nt}^\top}{\pi_{nt}(1 - \pi_{nt})} \right)^\top \right] \\ & \times \mathbb{E} \left[ \sum_{t=1}^T \frac{X_{nt} X_{nt}^\top}{\pi_{nt}(1 - \pi_{nt})} \right]^{-1} \end{aligned} \quad (4)$$

where  $X_{nt} = \begin{bmatrix} B_{nt} \\ (A_{nt} - \pi_{nt}) Z_{nt}^\top \end{bmatrix} \in \mathcal{R}^{(p+q) \times 1}$ ,  $p, q$  are the dimensions of  $B_{nt}, Z_{nt}$  respectively, and  $\tilde{\epsilon}_{nt} = R_{nt} - X_{nt}^\top \hat{\theta}$ .

**Theorem 1.** *Under assumptions in this section, and the assumption that matrices  $\mathbb{E}[\sum_{t=1}^T Z_{nt} Z_{nt}^\top]$ ,  $\mathbb{E}[\sum_{t=1}^T \frac{B_{nt} B_{nt}^\top}{\pi_{nt}(1 - \pi_{nt})}]$  are invertible, the distribution of  $\sqrt{N}(\hat{\delta} - \delta_0)$  converges, as  $N$  increases, to a normal distribution with 0 mean and covariance  $\Sigma_\delta = QW^{-1}Q$ , where  $Q = \mathbb{E}[\sum_{t=1}^T Z_{nt} Z_{nt}^\top]^{-1}$ ,*

$$\begin{aligned} W = & \mathbb{E} \left[ \sum_{t=1}^T \frac{(R_{nt} - X_{nt}^\top \theta^*)(A_{nt} - \pi_{nt}) Z_{nt}}{\pi_{nt}(1 - \pi_{nt})} \right. \\ & \left. \times \sum_{t=1}^T \frac{(R_{nt} - X_{nt}^\top \theta^*)(A_{nt} - \pi_{nt}) Z_{nt}^\top}{\pi_{nt}(1 - \pi_{nt})} \right]. \end{aligned}$$

for  $\theta^* = \begin{bmatrix} \gamma^* \\ \delta_0 \end{bmatrix}$ ,

and  $\gamma^* = \mathbb{E}[\sum_{t=1}^T \frac{B_{nt} B_{nt}^\top}{\pi_{nt}(1 - \pi_{nt})}]^{-1} \mathbb{E}[\sum_{t=1}^T \frac{B_{nt} R_{nt}}{\pi_{nt}(1 - \pi_{nt})}]$ .

*Proof.* The proof is a minor adaptation of (Boruvka et al., 2018). See Appendix Section A.1.  $\square$

**Remark:** Define  $\epsilon_{nt} = R_{nt} - \mathbb{E}[R_{nt}|H_{nt}, A_{nt}]$  and  $\gamma_{nt} = \mathbb{E}[R_{nt}|H_{nt}, A_{nt} = 0]$ . Then  $\mathbb{E}[R_{nt}|H_{nt}, A_{nt}]$  can be written as  $\gamma_{nt} + A_{nt} Z_{nt}^\top \delta_0$  and  $R_{nt} = \gamma_{nt} + A_{nt} Z_{nt}^\top \delta_0 + \epsilon_{nt}$ . Suppose we make the further assumption that  $\epsilon_{nt}$  is independent of  $A_{nt}$  conditional on  $H_{nt}$  ( $\mathbb{E}[\epsilon_{nt}|A_{nt}, H_{nt}] = 0$ ) and that  $\text{Var}(\epsilon_{nt}|H_{nt}) = \sigma^2$ . Then  $W$  can be written as

$$\begin{aligned} W = & \mathbb{E} \left[ \sum_{t=1}^T \frac{\sigma^2}{\pi_{nt}(1 - \pi_{nt})} Z_{nt} Z_{nt}^\top \right] \\ & + \mathbb{E} \left[ \sum_{t=1}^T \frac{(\gamma_{nt} + \pi_{nt} Z_{nt}^\top \delta_0 - B_{nt}^\top \gamma^*)^2 Z_{nt} Z_{nt}^\top}{\pi_{nt}(1 - \pi_{nt})} \right], \end{aligned}$$

Further suppose the working model is correct, that is, Equation 2 holds. Then the second term in  $W$  is zero. When the mean structure is not correct,  $\hat{\delta}$  is still unbiased but with inflated covariance.

Finally, recall that  $\hat{\theta} = \begin{bmatrix} \hat{\gamma} \\ \hat{\delta} \end{bmatrix}$  and  $\Sigma_\theta = \begin{bmatrix} \Sigma_\gamma & \Sigma_{\gamma\theta} \\ \Sigma_{\theta\gamma} & \Sigma_\theta \end{bmatrix}$ . One can obtain  $\hat{\delta}$  from  $\hat{\theta}$ , and  $\Sigma_\delta$  from  $\Sigma_\theta$ . To test the null hypothesis, one can use statistic  $N\hat{\delta}\Sigma_\delta^{-1}\hat{\delta}$  which asymptotically follows a  $\chi_p^2$  where  $p$  is the number of parameters in  $\delta_0$ . Under the alternate hypothesis  $\delta_0 = \delta$ ,  $N\hat{\delta}\Sigma_\delta^{-1}\hat{\delta}$  has an asymptotic non-central  $\chi_p^2$  distribution with degrees of freedom  $p$  and non-centrality parameter  $c_N = N\delta\Sigma_\delta^{-1}\delta$ .

#### 4. Power Constrained Bandits

The asymptotic distribution for the estimator in Equation 3 depends on the policy  $\pi_{nt}$ . Intuitively, given  $N$  subjects and  $T$  times, we can imagine there should be some minimum and maximum randomization probabilities  $\pi_{\min}$  and  $\pi_{\max}$  such that the experiment is sufficiently powered for the test above—that is, if we don’t sufficiently explore, we won’t be able to determine the effect of the treatment.

We first prove that this intuition is true: for a fixed randomization probability, e.g.,  $\pi_{nt} = \pi$ , there exists a  $\pi_{\min}$  and  $\pi_{\max}$  ( $\pi_{\min} \leq \pi_{\max}$ ) such that when  $\pi = \pi_{\min}$ , or  $\pi_{\max}$ , the experiment is sufficiently powered.

**Theorem 2.** Let  $\pi_{\min} = \frac{1-\sqrt{1-4\Delta}}{2}$  and  $\pi_{\max} = \frac{1+\sqrt{1-4\Delta}}{2}$ , for

$$\Delta = \frac{\sigma^2 c_{\beta_0}}{N \delta_0^\top \mathbb{E} \left[ \sum_{t=1}^T Z_{nt} Z_{nt}^\top \right] \delta_0}.$$

We choose  $c_{\beta_0}$  such that  $1 - \Phi_{p; c_{\beta_0}}(\Phi_p^{-1}(1 - \alpha_0)) = \beta_0$ , where  $\Phi_{p; c_{\beta_0}}$  denotes the cdf of a non-central  $\chi^2$  distribution with d.f.  $p$  and non-central parameter  $c_{\beta_0}$ , and  $\Phi_p^{-1}$  denotes the inverse cdf of a  $\chi^2$  distribution with d.f.  $p$ . For a given trial with  $N$  subjects each over  $T$  time units, if the randomization probability is fixed as  $\pi_{nt} = \pi_{\min}$  or  $\pi_{\max}$ , the resulting power converges to  $1 - \beta_0$  as  $N \rightarrow \infty$ .

*Proof.* (Sketch) The rejection region for  $H_0 : \delta_0 = 0$  is  $\{N \hat{\delta} \Sigma_\delta^{-1} \hat{\delta} > \Phi_p^{-1}(1 - \alpha_0)\}$ , which results in the power of

$$1 - \beta_0 = 1 - \Phi_{p; c_N}(\Phi_p^{-1}(1 - \alpha_0)) \quad (5)$$

where  $c_N = N \delta_0^\top \Sigma_\delta^{-1} \delta_0$ . Note that we have derived the formula for  $\Sigma_\delta$  in Theorem 1, thus we only need to solve for  $\pi_{\min}, \pi_{\max}$  when we substitute the expression for  $\Sigma_\delta$  in  $c_N$ . Full analysis in Appendix Section A.2.  $\square$

In some cases, such as in the work of Liao et al. (2016),  $Z_{nt}$  may be available in advance of the study. In other cases, the study designer will need to specify a space of plausible models and determining the power for some fixed  $\pi$  will require finding the worst-case  $\mathbb{E}[\sum_t Z_{nt} Z_{nt}^\top]$ .

Second, we prove that as long as the randomization probability  $\pi_{nt}$  lies between  $\pi_{\min}$  and  $\pi_{\max}$ , the power constraint will be met. Our proof holds for *any* selection strategy for  $\pi_{nt}$ , including ones where the policy is adversarially chosen to minimize power based on the subject’s history  $H_{nt}$ . Having the condition across myriad ways of choosing  $\pi_{nt}$  is essential to guaranteeing power for any contextual bandit algorithm that can be made to produce clipped probabilities.

**Theorem 3.** Given the values of  $\pi_{\min}, \pi_{\max}$  we solved for above, if for all  $n$  and all  $t$  we have that  $\pi_{nt} \in [\pi_{\min}, \pi_{\max}]$ , then the resulting power will converge to a value no smaller than  $1 - \beta_0$  as  $N \rightarrow \infty$ .

*Proof.* (Sketch) The left hand side of Equation 5 is monotonically increasing with respect to  $c_N$ . The resulting power will be no smaller than  $1 - \beta_0$  as long as  $c_N \geq c_{\beta_0}$ . We show that this holds when  $\pi_{nt} \in [\pi_{\min}, \pi_{\max}]$ . Full proof in Appendix Section A.3  $\square$

#### 5. Regret with Power-Constrained Bandits

In Section 4, we provided a way to guarantee that a study’s power constraints were met in an algorithm-agnostic fashion. Given that probabilities have to be bounded away from zero or one (as noted in Section 3, this is a standard design requirement in many scientific studies), the best we can do with respect to regret is to be optimal with respect to an oracle whose action probabilities  $\pi_{nt}$  lie within  $\pi_{\min}$  and  $\pi_{\max}$ .

As we consider algorithms to achieve optimal regret, we note that one common use case is when someone wants to run an algorithm for binary decision making with efficient exploration and good performance guarantees under some specific assumptions, but wishes to preserve sufficient power for later analysis even if those assumptions are violated.

For example, in social science settings or digital health, study designers may be willing to make more assumptions that if true, will enable faster personalization and lower regret, but the same designers may be much more conservative about the assumptions that they are willing to make regarding their later scientific analyses. Thus, in the following, we focus on regret bounds under the assumptions of the contextual bandit algorithm selected by study designers, rather than with respect to our specific model assumptions in Section 3. However, our power guarantees will always hold with respect to the very general setting in Section 3.

##### 5.1. A General Power-Preserving Wrapper Algorithm

We first provide a very general wrapper algorithm in Algorithm 1 that can be used for this purpose. The wrapper takes as input a contextual bandit algorithm  $\mathcal{A}$ , and a pre-computed  $\pi_{\max}$  computed from Section 4. The input algorithm  $\mathcal{A}$  can be stochastic or deterministic. Conceptually, our wrapper operates as follows: for a given context, if the input algorithm  $\mathcal{A}$  returns a probability distribution over choices that already satisfies  $\pi_{\mathcal{A}} \in [\pi_{\min}, \pi_{\max}]$  (where  $\pi_{\min} = 1 - \pi_{\max}$ ), then we sample the action according to  $\pi_{\mathcal{A}}$ . However, if the maximum probability of an action exceeds the  $\pi_{\max}$  required for our power constraint, then we sample that action according to  $\pi_{\max}$ .

The key to guaranteeing good regret with this wrapper for a broad range of input algorithms  $\mathcal{A}$  is in deciding what information we share with the algorithm. Specifically, the sampling approach in lines 11-22 determines whether the action that was ultimately taken would have been taken ab-



**Algorithm 1** Power Preserving Wrapper Algorithm

---

```

1: Input:  $\pi_{\max}$ , Algorithm  $\mathcal{A}$ 
2: for  $n = 1, 2, \dots$  do
3:   for  $t = 1, 2, \dots$  do
4:     Observe context  $Z_t(H_{nt})$ 
5:      $[\pi_{\mathcal{A}}(0), \pi_{\mathcal{A}}(1)] \leftarrow \mathcal{A}(Z_t(H_{nt}))$   $\{\mathcal{A}$  outputs probabilities for each action $\}$ 
6:     if  $\max_a \{\pi_{\mathcal{A}}(a)\} \leq \pi_{\max}$  then
7:        $a_t \sim \pi_{\mathcal{A}}$   $\{\text{Sample action}\}$ 
8:       Observe  $r_t$ 
9:       Update Algorithm  $\mathcal{A}$  with  $(Z_t(H_{nt}), a_t, r_t)$ 
10:    else
11:       $u \sim \text{unif}(0, 1)$ 
12:       $a^* = \arg \max_a \pi_{\mathcal{A}}(a)$ 
13:      if  $u \leq \pi_{\max}$  or  $u > \pi_{\mathcal{A}}(a_t)$  then
14:        if  $u \leq \pi_{\max}$  then
15:           $a_t = a^*$ 
16:        else
17:           $a_t = \arg \min \{\pi_{\mathcal{A}}(a)\}$ 
18:        end if
19:        Observe  $r_t$ 
20:        Update Algorithm  $\mathcal{A}$  with  $(Z_t(H_{nt}), a_t, r_t)$   $\{\text{Both approaches agree on action}\}$ 
21:      else
22:         $a_t = \arg \min \{\pi_{\mathcal{A}}(a)\}$ 
23:        Observe  $r_t$   $\{\text{Do not give data to } \mathcal{A}\}$ 
24:      end if
25:    end if
26:  end for
27: end for

```

---

sent the wrapper; the context-action-reward tuple from that action is only shared with the input algorithm  $\mathcal{A}$  if  $\mathcal{A}$  would have also made that same decision. This process ensures that the input algorithm  $\mathcal{A}$  only sees samples that match the data it would observe if it was making all decisions.

Now, suppose that the input algorithm  $\mathcal{A}$  was able to achieve some regret bound  $\mathcal{R}(T)$  with respect to some setting  $\mathcal{B}$  (which, as noted before, may be more specific than that in Sec. 3). The wrapped version of input  $\mathcal{A}$  by Alg. 1 will achieve the desired power bound by design; but what will be the impact on the regret? We prove that as long as the setting  $\mathcal{B}$  allows for data to be dropped, then an algorithm that incurs  $\mathcal{R}$  regret in its original setting suffers at most  $(1 - \pi_{\max})$  linear regret in the clipped setting. Specifically, if an algorithm  $\mathcal{A}$  achieves an optimal rate  $O(\sqrt{T})$  rate with respect to a standard oracle, its clipped version will achieve that optimal rate with respect to the clipped oracle.

**Theorem 4.** Assume as input  $\pi_{\max}$  and a contextual bandit algorithm  $\mathcal{A}$ . Assume algorithm  $\mathcal{A}$  has a regret bound  $\mathcal{R}(T)$  under one of the following assumptions on the setting  $\mathcal{B}$ : (1)  $\mathcal{B}$  assumes that the data generating process for each context

is independent of history, or (2)  $\mathcal{B}$  assumes that the context depends on the history, and the bound  $\mathcal{R}$  for algorithm  $\mathcal{A}$  is robust to an adversarial choice of context.

Then our wrapper Algorithm 1 will (1) return a dataset that satisfies the desired power constraints under the data generation process of Section 3 and (2) has regret no larger than  $\mathcal{R}(\pi_{\max}T) + (1 - \pi_{\max})T$  if assumptions  $\mathcal{B}$  are satisfied in the true environment.

*Proof.* Regarding power (1): By construction our wrapper algorithm ensures that the selected actions always satisfy the required power constraints.

Regarding regret (2): Note that in the worst case, the input algorithm  $\mathcal{A}$  deterministically selects actions  $a$ , which are discarded with probability  $1 - \pi_{\max}$ . Therefore if running in an environment satisfying the assumptions  $\mathcal{B}$  of the input algorithm  $\mathcal{A}$ , our wrapper could suffer at most linear regret on  $(1 - \pi_{\max})$  points, and will incur the same regret as the algorithm  $\mathcal{A}$  on the other points (which will appear to algorithm  $\mathcal{A}$  as if these are the only points it has experienced).

Note that since the wrapper algorithm does not provide all observed tuples to algorithm  $\mathcal{A}$ , this proof only works for assumptions  $\mathcal{B}$  on the data generating process that assume the contexts are independent of history, or in setting in which  $\mathcal{A}$  is robust to adversarially chosen contexts.  $\square$

Essentially this result shows that one can get robust power guarantees while incurring a small linear loss in regret (recall that  $\pi_{\max}$  will tend toward 1, and  $\pi_{\min}$  toward 0, as  $T$  gets large) if the setting affords additional structure commonly assumed in stochastic contextual bandit settings. Because our wrapper is agnostic to the choice of input algorithm  $\mathcal{A}$ , up to these commonly assumed structures, we enable a designer to continue to use their favorite algorithm—perhaps one that has seemed to work well empirically in the domain of interest—and still get guarantees on the power.

**Corollary 1.** For algorithms  $\mathcal{A}$  that satisfy the assumptions of Theorem 4, our wrapper algorithm will incur regret no worse than  $O(\mathcal{R}(\pi_{\max}T))$  with respect to a clipped oracle.

*Proof.* Recall that a clipped oracle policy takes the optimal action with probability  $\pi_{\max}$  and the other action with probability  $1 - \pi_{\max}$ . By definition, any clipped oracle will suffer a regret of  $(1 - \pi_{\max})T$ . Therefore relative to a clipped oracle, our wrapper algorithm will have an regret rate  $O(\mathcal{R}(\pi_{\max}T))$  that matches the regret rate of the algorithm in its assumed setting when the true environment satisfies those assumptions. This holds for algorithms  $\mathcal{A}$  satisfying the assumptions of Theorem 4.  $\square$

Therefore relative to a clipped oracle, our wrapped approach achieves the original regret rate. This shows that in the

dominant terms, the primary loss in regret is due to clipping. The above derivations assumes a static  $\pi_{\max}$ ; an interesting question for future work is how to best dynamically adjust  $\pi_{\max}$  within a trial to preserve power and further reduce regret.

## 5.2. Regret Rates without Dropping Data

The main drawback of the general wrapper in Algorithm 1 is that up to  $1 - \pi_{\max}$  context-action-reward tuples are not provided to the input algorithm  $\mathcal{A}$ . This process was introduced to stay as general as possible—all guarantees related to the regrets on the input algorithm  $\mathcal{A}$  must continue to hold because the wrapper is invisible it—but, as noted above, will slow down the learning of the input algorithm  $\mathcal{A}$  by up to a constant factor of  $\pi_{\max}$ . We now describe specific cases in which the data do not have to be dropped, and thus that constant factor can be avoided.

**A Simple Case: Action-Centered Thompson Sampling (ACTS).** Greenewald et al. (2017) provides ACTS algorithm with optimal first order regret with respect to a clipped oracle in a non-stationary, adversarial setting; however, they do not provide guidance on how the clipping probabilities are chosen. Substituting our clipping probabilities from Section 4 will result in an ACTS scheme that gets optimal regret with respect to a clipped oracle while satisfying required power guarantees.

**A Simple Case: Semi-Parametric Contextual Bandits (BOSE).** The BOSE algorithm of (Krishnamurthy et al., 2018) provides guarantees of optimal first order regret with respect to a standard oracle in a non-stationary, adversarial setting. Their paper mentions in the two action case that uniformly selecting each action with probability 0.5 until one action is selected with probability 1 is sufficient to achieve their regret bounds. Since our clipping is only activated in settings in which BOSE is sure of what action to take, a clipped version of BOSE will continue to get that optimal regret with respect to the clipped oracle.

**A More Subtle Case: Linear Stochastic Bandits (OFUL).** Finally, consider the OFUL algorithm of Abbasi-Yadkori et al. (2011) which is designed for the case in which the study designer is willing to make stronger assumptions than in Section 3. In particular, OFUL is developed using a linear assumption on the entire mean reward that  $\mathbb{E}[R_{nt}|A_{nt} = a] = x_{t,a}^T \theta$  for features  $(x_{t,0}, x_{t,1})$ . To adapt OFUL to accommodate the clipped constraint, we make a slight modification to OFUL to ensure optimism under the constraint. Specifically we replace the criterion,  $x_{t,a}^T \theta$  by  $\ell_t(a, \theta) = \mathbb{E}[x_{t,A_t^c}^T \theta | A_t = a]$  where  $A_t^c \sim \text{Bernoulli}(\pi_{\max}^a \pi_{\min}^{1-a})$ . The construction of the confidence set,  $C_t$ , remains the same. See Algorithm 2 in the Appendix. In Appendix Section A.5, we prove that the regret compared

to the clipped oracle is the same as the regret (compared to the unclipped oracle) in Abbasi-Yadkori et al. (2011).

**General Outlook** While each of the cases above relied on specific properties or modifications, we conjecture that the class of algorithms that, if appropriately modified to meet the clipped constraint, will achieve optimal regret with respect to a clipped oracle, is fairly large. Our rationale is clearest when the algorithm is based on optimism as is the case with OFUL. In this case the common critical step in a proof for the regret is to upper bound the mean reward under the optimal policy by substituting the unknown parameters and action by optimistic values. In the clipped setting both the optimal policy selects actions under the clipped constraint and the optimistic values of the unknown parameters and action should be consistent with this constraint as well so as to similarly provide an upper bound. A general result in this direction is an interesting open problem.

## 6. Experiments

We perform experiments to demonstrate various properties of power-constrained bandits with respect to hypothesis testing, regret, and robustness.

### 6.1. Settings, Baselines, and Metrics

**Settings** We simulate three different environments: a two arm bandit model (here  $Z_{nt}$  is a constant scalar,  $\epsilon_{nt}$  are i.i.d.), a contextual bandit model from Krishnamurthy et al. (2018) with an adversary using  $\gamma_{nt}$  to corrupt the information the learner receives (here  $Z_{nt}$  is a function of  $t$  and  $\epsilon_{nt}$  is i.i.d.), and a mobile health simulator from Liao et al. (2016) (here  $Z_{nt}$  is a function of  $t$  and  $\epsilon_{nt}$  follows a AR(1) process). Details of environment settings are described in Appendix Section C.

**Baselines** To our knowledge, the idea of designing a bandit algorithm to obtain power guarantees is novel. Thus, we compare our probability clipping strategy against various algorithms focused on minimizing regret. Specifically, we consider: Fixed Policy ( $\pi = 0.5$ ), which chooses actions with probability  $\pi_{nt} = 0.5$  for all  $n$  and  $t$ , Action Centered Thompson Sampling (ACTS) (Greenewald et al., 2017), Bandit Orthogonalized Semiparametric Estimation (BOSE) (Krishnamurthy et al., 2018) and linear Upper Confidence Bound (linUCB) (Chu et al., 2011) (where linUCB is very similar to OFUL which we analyzed in 5.2, but simpler to implement and more commonly used in practice). Details of the algorithms, pseudo codes are included in the Appendix Section B. For each algorithm, we demonstrate that with our clipping strategy, the power constraint can be met without significantly increasing the regret.

**Metrics** For each of the algorithms, we compute the Type 1 error, the power (under correct and various incorrect spec-

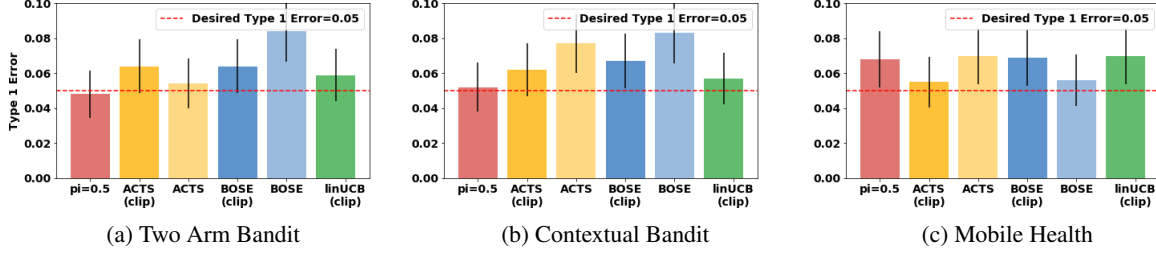


Figure 1. Type 1 error with 95% Confidence Interval: We denote estimated Type 1 error as  $\hat{\alpha}_0$ . 95% C.I. =  $2\sqrt{\hat{\alpha}_0(1 - \hat{\alpha}_0)/N}$  where  $N = 1000$ . The red dashed line denotes the desired Type 1 error and the black bar denotes 95% C.I.. We see some Type 1 errors are close to  $\alpha_0 = 0.05$  while some are a little larger than 0.05, due to bias in our estimates of the covariance matrix.

ifications of the effect size and the reward mean structure) and the average return of each algorithm. We also compute the regret with respect to an oracle with no clipping ( $reg$ ), as well as the regret with respect to a clipped oracle ( $reg_c$ ). We compute  $reg$  as

$$reg = \mathbb{E} \left[ \sum_{t=1}^T \gamma_{nt} + \max(0, Z_{nt}^T \delta_0) + \epsilon_{nt} \right] - \mathbb{E} \left[ \sum_{t=1}^T R_{nt} \right]. \quad (6)$$

We compute  $reg_c$  as

$$reg_c = \mathbb{E} \left[ \sum_{t=1}^T \gamma_{nt} + \pi_{nt}^* Z_{nt}^T \delta_0 + \epsilon_{nt} \right] - \mathbb{E} \left[ \sum_{t=1}^T R_{nt} \right] \quad (7)$$

where  $\pi_{nt}^* = \operatorname{argmax}_{\pi_{nt} \in [\pi_{\min}, \pi_{\max}]} \pi_{nt} Z_{nt}^T \delta_0$ .

The regret computations allow us to see how the returns of our clipped algorithms compare against the best possible rate we could achieve (against the clipped oracle); they also highlight the cost of clipping.

**Hyperparameters** All of the algorithms require priors or other hyperparameters. The prior of the ACTS algorithm  $p_0 \sim \mathcal{N}(0, \sigma_0^2)$  is set based on the average return over 1,000 individuals. We use a similar procedure for tuning the  $\eta$  parameters in BOSE and linUCB. In all cases, we note that while one could set some of these parameters based on bounds, the bounds are loose and result in parameter choices that cause the algorithms to over-explore. Thus, we follow the common practice<sup>1</sup> of setting these parameters to minimize regret rather than the bounds themselves. This gives the algorithms the best possible chance to perform, even as we then change the models and hypotheses to be incorrectly specified. Finally, the same parameter values are used in the clipped and non-clipped versions of the algorithms. The hyperparameter settings we find are listed in Appendix Table 1

## 6.2. Results

We generate 1,000 simulation datasets for each experiment. We set the desired Type 1 error  $\alpha_0 = 0.05$  and desired

power  $1 - \beta_0 = 0.8$ . For the  $s^{th}$  simulation dataset, we estimate  $\hat{\theta}^{(s)}$  using Equation 3. With all simulation datasets, we empirically estimate one  $\hat{\Sigma}_\theta$  using Equation 4. Then we compute  $\hat{\delta}^{(s)}$  and  $\hat{\Sigma}_\delta$  from  $\hat{\theta}^{(s)}$  and  $\hat{\Sigma}_\theta$ . The test statistics  $\{N\hat{\delta}^{(s)T}\hat{\Sigma}_\delta^{-1}\hat{\delta}^{(s)}\}_{s=1}^{1000}$  follow the distribution described in Section 3. We find the following main effects.

**When there is no treatment effect, we recover the correct Type 1 error.** Before considering power, a very basic but critical consideration is whether our manipulations still leave us with the correct Type 1 error. As stated in Section 3, the statistics  $N\hat{\delta}^T\hat{\Sigma}_\delta^{-1}\hat{\delta}$  follows a  $\chi_p^2$  distribution. It follows straightforwardly that the Type 1 error is given by  $\Phi_p(\Phi_p^{-1}(\alpha_0)) = \alpha_0$ . In this set of experiments, the treatment effect of the environments is set to 0 (for two arm bandit  $\mu_0 = \mu_1 = 0.1$  and for the other two  $\delta_0 = 0$ ). The  $\pi_{\min}, \pi_{\max}$  are solved for using a non-zero guess of the effect size  $\delta'$  given in Appendix Section C.

From Figure 1, we see that we get Type 1 errors that are slightly higher than 0.05. The reason is that the estimated covariance  $\hat{\Sigma}_\delta$  is biased downwards due to sample size (Mancil & DeRouen, 2001), especially BOSE drops a large portion of data on which it is certain about the treatment effect. To obtain better sample approximation of the covariance, one could use adjusted covariance estimators or critical values based on Hotelling's  $T^2$  distribution instead of  $\chi^2$  distribution. As in literature, we expect our Type 1 errors to decrease under these covariance estimation adjustments.

**When there is a treatment effect, we recover the correct power if we guessed the effect size correctly.** From Figure 2, we see that, as expected, a policy with fixed randomization  $\pi_{nt} = 0.5$  achieves the highest power because the exploration is maximal. For ACTS, in a simple environment such as the two arm bandit, sufficient power can be recovered as ACTS is exploratory by nature. In more complex environments, such as the contextual bandit and the mobile health simulator, our clipping scheme is required to achieve the desired power as it forces more exploration. A similar effect occurs for BOSE.

Since linUCB selects between actions either with probability

<sup>1</sup>Personal communication with BOSE authors.

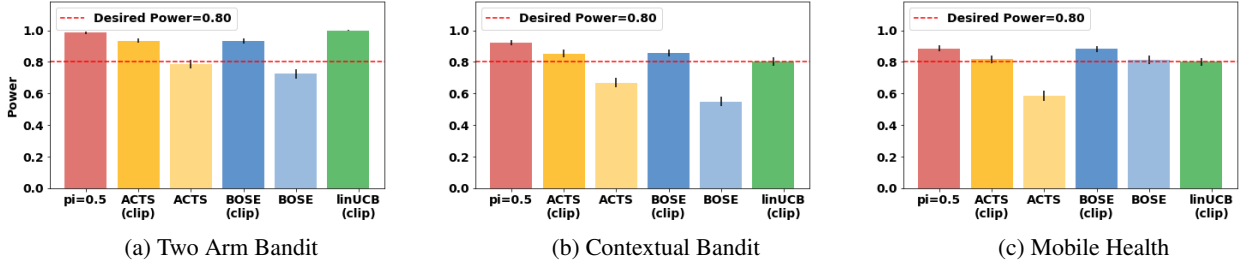


Figure 2. Resulting power with 95% Confidence Interval of each algorithm: Denote estimated power as  $\hat{\beta}_0$ . 95% C.I. =  $2\sqrt{\hat{\beta}_0(1 - \hat{\beta}_0)/N}$  where  $N = 1000$ . Red line denotes the desired power and black bar denotes 95% C.I.. With probability clipping, the correct power  $1 - \beta_0$  is recovered while without clipping, sufficient power is not guaranteed.

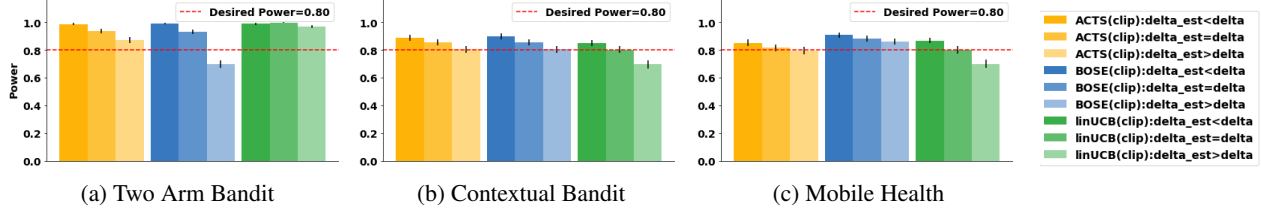


Figure 3. Effect of estimated treatment effect on power: In general, when  $Z_t\delta_{est} < Z_t\delta_0$ , power is higher and when  $Z_t\delta_{est} > Z_t\delta_0$ , power is lower. ACTS and BOSE are more robust to effect mis-specification.

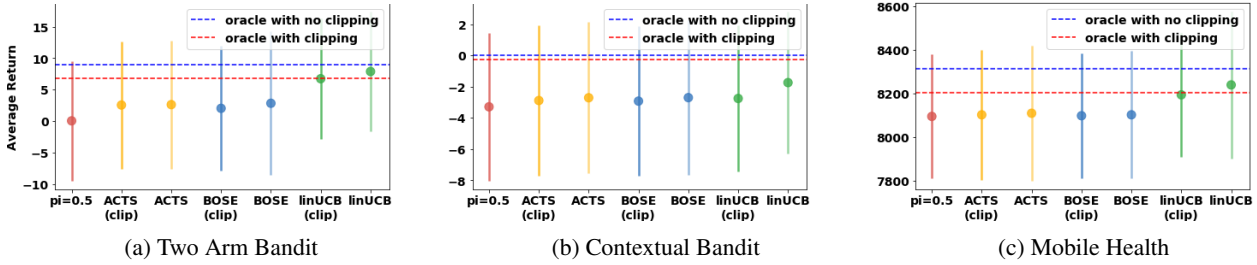


Figure 4. Average Return with one std of  $N = 1,000$  simulations: For all algorithms, clipping decreases the average return. The regrets of algorithms with clipping with respect to a clipped oracle is roughly on the same scale of the regrets of algorithms without clipping with respect to an oracle with no clipping.

$\pi_{\min}$  or  $\pi_{\max}$ , the power is approximately 0.80. We cannot conduct statistical analyses on linUCB without clipping as our test statistics requires a stochastic policy.

**The power is reasonably robust to mis-estimated effect size.** Next, we consider the effect on the power when our guess of the effect size is overestimated ( $Z_t\delta_{est} > Z_t\delta_0$ ) or underestimated ( $Z_t\delta_{est} < Z_t\delta_0$ ).

Specifically, for the two arm bandit, we tested two different mis-estimated treatment effects,  $\delta_{est} = 0.13, \delta_{est} = 0.3$ , fixing the true  $\delta_0$  at 0.2. For the other environments, the estimated treatment effects are set as 1.1 times smaller and 1.1 times larger of the true effect, respectively. The solved values for  $\pi_{\min}$ 's and  $\pi_{\max}$ 's corresponding to different effect sizes are in Appendix Table 2.

In Figure 3, we see that for linUCB, underestimates of  $\delta_{est}$  result in more exploration, and correspondingly higher

power but lower return. Overestimates result in less exploration, lower power, and higher returns. For ACTS and BOSE, the powers given over and underestimation are more robust to this mis-specification; the powers are similar. This occurs because clipping the action probabilities also affects trials that do not originally require clipping. For example, in the contextual bandit environment, when the effect size is underestimated, BOSE explores more and allows  $\hat{\delta}$  to converge to  $\delta_0$  faster. Thus we have less trials of  $\pi_{nt} = 0.5$  which generally decreases power; overall the effect is that the power does not change by much.

**Different algorithms have different regrets, but all still converge as expected with respect to the clipped oracle.** Fixing  $\pi = 0.5$  has the lowest average return, as we see in Figure 4. LinUCB, which makes the strongest assumptions w.r.t. regret, has the highest average return among all algorithms as well as the greatest sensitivity to being



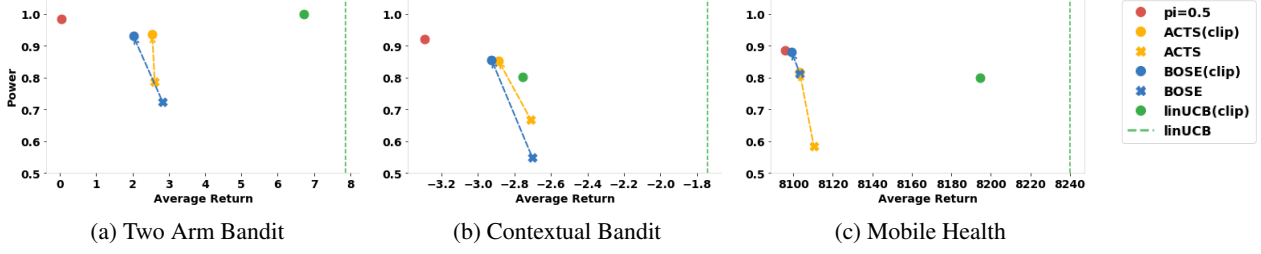


Figure 5. Regret v.s. Resulting power:  $x$ -axis denotes average return and  $y$ -axis denotes the resulting power. Power tends to decrease as average return increases, though clipped linUCB preserves power with a stronger performance than the other baselines.

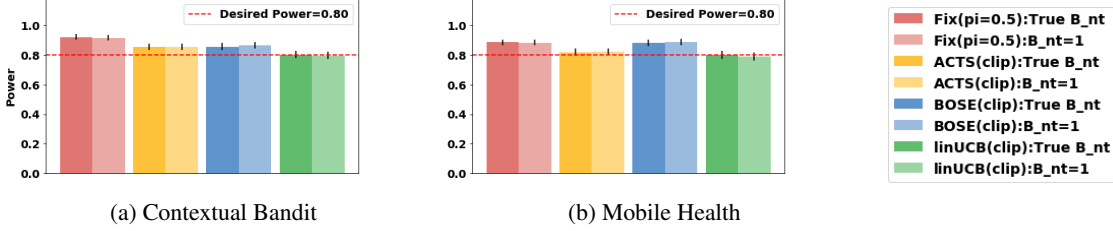


Figure 6. Effect of wrong reward model on power: Power of fix  $\pi = 0.5$  decreases the most but still larger than 0.80. Powers of ACTS, BOSE and linUCB decrease slightly.

clipped. The average returns of ACTS decrease the least, as the proportion of trials that requires clipping is the least. The average returns of linUCB decrease the most since without clipping, linUCB uses deterministic policy. Overall, the regret of clipped algorithms with respect to a clipped oracle is roughly on the same scale as the regret of non-clipped algorithms with respect to a non-clipped oracle. The complete results of AR,  $reg$  and  $reg_c$  are listed in Appendix Table 6

**There can be some trade-off between regret and the resulting power.** From Figure 5, we see that the average return often increases as the power overall decreases. Although fixing  $\pi = 0.5$  gives us the highest power, as shown in Figure 2, it has the lowest average return, as we see in Figure 4. Without probability clipping, ACTS and BOSE achieves higher average return but results in less power.

It is interesting to note that clipped linUCB preserves the desired power guarantee while offering stronger performance than the other approaches.

**The resulting power is robust to mis-specified reward mean models.** As stated in Remark of Theorem 1, when the reward mean is not constructed correctly, the second term of  $W$  is nonzero, and in Appendix A.4, we prove that when that happens, the resulting power will always decrease. The amount of decrease depends on different algorithms and different environments. In this experiment, we use  $B_{nt} = 1$  as a bad approximation of the reward mean structure. Note that such approximation will not affect the two arm bandit, as the true  $B_{nt}$  is a constant. As we see in Figure 6, the power of fixed probability policy decreases the most while

that of the other three decreases slightly. Except for the case of linUCB, the studies are still sufficiently powered for the algorithms under our specific environments. This is because linUCB starts with a power of approximately 0.8 when the reward mean structure is correctly specified and decreases below 0.8 given model mis-specification.

## 7. Discussion & Conclusion

Our work provides a general approach to satisfy an important need for ensuring that studies are sufficiently powered while also personalizing for an individual. Our wrapper algorithm guarantees that power constraints are met with minimal regret increase for a general class of algorithms; we also provide stronger regret bounds for specific algorithms.

Our results show that our algorithms meet their claims and are also robust to mis-specified models and effect size estimates. In practice, important considerations for using our approach would include applying more accurate ways to estimate the estimator covariance (as discussed in Section 6.2) to control Type 1 error more tightly, as well as our ability to estimate the expected feature settings  $\mathbb{E}[Z_{nt}]$ . While we focus on derivations for a single power constraint, in settings where potential secondary analyses are known, one can seamlessly apply our methods to guarantee power for multiple analyses by considering the minimum  $\pi_{\max}$  and maximum  $\pi_{\min}$ .

Our study also opens avenues to several interesting directions for future work. While our results are optimal with respect to the design constraint of fixed clipping probabil-

ities, it may be possible to get better regrets if the clipping is allowed to change over time (but still be sufficiently bounded away from 0 and 1 to preserve the ability to perform post-hoc analyses). Finally, in reality mHealth and other settings, actions have effects that persist over time in consistent, model-able ways (e.g. effect of user burden). It would be interesting to see how power constraints and regrets could be guaranteed in MDP-like settings in addition to adversarial bandit settings.

## References

- Abbasi-Yadkori, Y., David, P., and Szepesvari, C. Improved algorithms for linear stochastic bandits. In *NIPS*, pp. 2312–232, 2011.
- Abbasi-Yadkori, Y., Bartlett, P., Gabillon, V., Malek, A., and Valko, M. Best of both worlds: Stochastic & adversarial best-arm identification. In *Proceedings of Machine Learning Research: 31st Annual Conference on Learning Theory*, pp. 1–32, 2018.
- Audibert, J.-Y. and Bubeck, S. Best arm identification in multi-armed bandits. In *COLT-23th Conference on Learning Theory-2010*, pp. 13–p, 2010.
- Bidargaddi, N., Almirall, D., Murphy, S., Nahum-Shani, I., Kovalcik, M., Pituch, T., Maaieh, H., and Strecher, V. To prompt or not to prompt? a micro-randomized trial of time-varying push notifications to increase proximal engagement with a mobile health application. *JMIR mHealth UHealth*, 6(11):e10123, 2018.
- Boruvka, A., Almirall, D., Witkiewitz, K., and Murphy, S. A. Assessing time-varying causal effect moderation in mobile health. *Journal of the American Statistical Association*, 113(523):1112–1121, 2018.
- Carpentier, A., Lazaric, A., Ghavamzadeh, M., Munos, R., and Auer, P. Upper-confidence-bound algorithms for active learning in multi-armed bandits. In *International Conference on Algorithmic Learning Theory*, pp. 189–203. Springer, 2011.
- Chu, W., Li, L., Reyzin, L., and Schapire, R. Contextual bandits with linear payoff functions. In *Proceedings of the Fourteenth International Conference on Artificial Intelligence and Statistics*, pp. 208–214, 2011.
- Degenne, R., Nedelec, T., Calauzènes, C., and Perchet, V. Bridging the gap between regret minimization and best arm identification, with application to a/b tests. In *Proceedings of the 22nd International Conference on Artificial Intelligence and Statistics (AISTATS)*, 2019.
- Deshpande, Y., Mackey, L., Syrgkanis, V., and Taddy, M. Accurate inference for adaptive linear models. In Dy, J. and Krause, A. (eds.), *Proceedings of the 35th International Conference on Machine Learning*, volume 80 of *Proceedings of Machine Learning Research*, pp. 1194–1203, Stockholmsmässan, Stockholm Sweden, 10–15 Jul 2018. PMLR.
- Erraqabi, A., Lazaric, A., Valko, M., Brunskill, E., and Liu, Y. Trading off rewards and errors in multi-armed bandits. In *International Conference on Artificial Intelligence and Statistics*, 2017.
- Greenewald, K., Tewari, A., Murphy, S., and Klasnja, P. Action centered contextual bandits. In *Advances in Neural Information Processing Systems*, pp. 5977–5985, 2017.
- Hadad, V., Hirshberg, D. A., Zhan, R., Wager, S., and Athey, S. Confidence intervals for policy evaluation in adaptive experiments. *arXiv preprint arXiv:1911.02768*, 2019.
- Klasnja, P., Hekler, E. B., Shiffman, S., Boruvka, A., Almirall, D., Tewari, A., and Murphy, S. A. Microrandomized trials: An experimental design for developing just-in-time adaptive interventions. *Health Psychology*, 34(S):1220, 2015.
- Klasnja, P., Smith, S., Seewald, N., Lee, A., Hall, K., Luers, B., Hekler, E., and Murphy, S. Efficacy of contextually-tailored suggestions for physical activity: A micro-randomized optimization trial of heartsteps. *Annals of Behavioral Medicine*, 53(6):573–582, 2019.
- Krishnamurthy, A., Wu, Z., and Syrgkanis, V. Semiparametric contextual bandits. *arXiv preprint arXiv:1803.04204*, 2018.
- Lattimore, T. and Szepesvari, C. *Bandit Algorithms*. preprint, 2019. URL <https://tor-lattimore.com/downloads/book/book.pdf>.
- Liao, P., Klasnja, P., Tewari, A., and Murphy, S. A. Calculations for micro-randomized trials in mhealth. *Statistics in Medicine*, 35(12):1944–1971, 2016.
- Mancl, L. A. and DeRouen, T. A. A covariance estimator for gee with improved small-sample properties. *Biometrics*, 57(1):126–134, 2001.
- Nie, X., Tian, X., Taylor, J., and Zou, J. Why adaptively collected data have negative bias and how to correct for it. *International Conference on Artificial Intelligence and Statistics*, 2018.
- Robinson, P. M. Root-n-consistent semiparametric regression. *Econometrica: Journal of the Econometric Society*, 56(4):931–954, 1988.
- Su, Y., Wang, L., Santacatterina, M., and Joachims, T. Cab: Continuous adaptive blending for policy evaluation and

learning. In *36th International Conference on Machine Learning*, 2019.

Thomas, P. and Brunskill, E. Data-efficient off-policy policy evaluation for reinforcement learning. In *33rd International Conference on Machine Learning*, 2016.

## A. Proofs

### A.1. Proof of Theorem 1

**Theorem 1** Under assumptions in Section 3 of main paper, and the assumption that matrices  $\mathbb{E}[\sum_{t=1}^T Z_{nt}Z_{nt}^\top]$ , and  $\mathbb{E}\left[\sum_{t=1}^T \frac{B_{nt}B_{nt}^\top}{\pi_{nt}(1-\pi_{nt})}\right]$  are invertible, the distribution of  $\sqrt{N}(\hat{\delta} - \delta_0)$  converges, as  $N$  increases, to a normal distribution with 0 mean and covariance  $\Sigma_\delta = Q^{-1}WQ^{-1}$ , where

$$Q = \mathbb{E}\left[\sum_{t=1}^T Z_{nt}Z_{nt}^\top\right]^{-1},$$

$$W = \mathbb{E}\left[\sum_{t=1}^T \frac{\left(R_{nt} - X_{nt}^\top \begin{bmatrix} \gamma^* \\ \delta_0 \end{bmatrix}\right) (A_{nt} - \pi_{nt}) Z_{nt}}{\pi_{nt}(1-\pi_{nt})} \times \sum_{t=1}^T \frac{\left(R_{nt} - X_{nt}^\top \begin{bmatrix} \gamma^* \\ \delta_0 \end{bmatrix}\right) (A_{nt} - \pi_{nt}) Z_{nt}^\top}{\pi_{nt}(1-\pi_{nt})}\right],$$

where  $\gamma^* = \mathbb{E}\left[\sum_{t=1}^T \frac{B_{nt}B_{nt}^\top}{\pi_{nt}(1-\pi_{nt})}\right]^{-1} \mathbb{E}\left[\sum_{t=1}^T \frac{B_{nt}R_{nt}}{\pi_{nt}(1-\pi_{nt})}\right]$  and  $X_{nt} = \begin{bmatrix} B_{nt} \\ (A_{nt} - \pi_{nt})Z_{nt} \end{bmatrix}$ .

**Remark** Define  $\epsilon_{nt} = R_{nt} - \mathbb{E}[R_{nt}|H_{nt}, A_{nt}]$  and  $\gamma_{nt} = \mathbb{E}[R_{nt}|H_{nt}, A_{nt} = 0]$ . Then  $\mathbb{E}[R_{nt}|H_{nt}, A_{nt}]$  can be written as  $\gamma_{nt} + A_{nt}Z_{nt}^\top\delta_0$  and  $R_{nt} = \gamma_{nt} + A_{nt}Z_{nt}^\top\delta_0 + \epsilon_{nt}$ . If we make the further assumption that given  $H_{nt}$ ,  $\epsilon_{nt} \perp A_{nt}$  and that  $\text{Var}(\epsilon_{nt}|H_{nt}) = \sigma^2$ , matrix  $W$  can be further simplified to

$$W = \mathbb{E}\left[\sum_{t=1}^T \frac{\sigma^2}{\pi_{nt}(1-\pi_{nt})} Z_{nt}Z_{nt}^\top\right] + \mathbb{E}\left[\sum_{t=1}^T \frac{(\gamma_{nt} + \pi_{nt}Z_{nt}^\top\delta_0 - B_{nt}^\top\gamma^*)^2 Z_{nt}Z_{nt}^\top}{\pi_{nt}(1-\pi_{nt})}\right],$$

**Proof** Note that since the time series,  $n = 1, \dots, N$  are independent and identically distributed,  $Q, W, \gamma^*$  do not depend on  $n$ . The estimated effect  $\hat{\delta}$  is the minimizer of the loss

$$L(\gamma, \delta) = \frac{1}{N} \sum_{n=1}^N \sum_{t=1}^T \frac{(R_{nt} - B_{nt}^\top\gamma - (A_{nt} - \pi_{nt})Z_{nt}^\top\delta)^2}{\pi_{nt}(1-\pi_{nt})} \quad (8)$$

Let,  $\theta = \begin{bmatrix} \gamma \\ \delta \end{bmatrix}$ ,  $X_{nt} = \begin{bmatrix} B_{nt} \\ (A_{nt} - \pi_{nt})Z_{nt} \end{bmatrix} \in \mathcal{R}^{(q+p) \times 1}$ , where  $q, p$  are the dimensions of  $B_{nt}, Z_{nt}$  respectively. (Note  $X_{nt}$  is random because  $B_{nt}, A_{nt}, \pi_{nt}, Z_{nt}$  depend on random history). The loss can be rewritten as

$$L(\theta) = \frac{1}{N} \sum_{n=1}^N \sum_{t=1}^T \frac{(R_{nt} - X_{nt}^\top\theta)^2}{\pi_{nt}(1-\pi_{nt})}$$

By solving  $\frac{\partial L}{\partial \theta} = 0$ , we have

$$\hat{\theta}_N^2 = \left( \frac{1}{N} \sum_{n=1}^N \sum_{t=1}^T \frac{X_{nt}X_{nt}^\top}{\pi_{nt}(1-\pi_{nt})} \right)^{-1} \left( \frac{1}{N} \sum_{n=1}^N \sum_{t=1}^T \frac{R_{nt}X_{nt}}{\pi_{nt}(1-\pi_{nt})} \right)$$

Using the weak law of large numbers and the continuous mapping theorem we have that  $\hat{\theta}$  converges in probability, as  $N \rightarrow \infty$  to  $\theta^* = \begin{bmatrix} \gamma^* \\ \delta^* \end{bmatrix}$  where

$$\theta^* = \left( E \left[ \sum_{t=1}^T \frac{X_{nt}X_{nt}^\top}{\pi_{nt}(1-\pi_{nt})} \right] \right)^{-1} \left( E \left[ \sum_{t=1}^T \frac{R_{nt}X_{nt}}{\pi_{nt}(1-\pi_{nt})} \right] \right).$$

<sup>2</sup> $\hat{\theta}_N$  denotes the estimate of  $\theta$  with  $N$  samples. We drop the subscript  $N$  in the following text for short notation.



We show that  $\delta^* = \delta_0$  and  $\gamma^*$  is given by the statement in the theorem. One can do this directly using the above definition for  $\theta^*$  or by noting that that  $\mathbb{E}[\frac{\partial L}{\partial \theta}]|_{\theta=\theta^*} = 0$ . We use the latter approach here. Recall all the time series are independent and identical so

$$\mathbb{E} \left[ \frac{\partial L}{\partial \theta} \right] \Big|_{\theta=\theta^*} = \mathbb{E} \left[ \sum_{t=1}^T \frac{R_{nt} - B_{nt}^\top \gamma^* - (A_{nt} - \pi_{nt}) Z_{nt}^\top \delta^*}{\pi_{nt}(1 - \pi_{nt})} \begin{bmatrix} B_{nt} \\ (A_{nt} - \pi_{nt}) Z_{nt} \end{bmatrix} \right] = 0 \quad (9)$$

We first focus on the part with  $(A_{nt} - \pi_{nt}) Z_{nt}$  which is related to  $\delta^*$

$$\mathbb{E} \left[ \sum_{t=1}^T \frac{R_{nt} - B_{nt}^\top \gamma^* - (A_{nt} - \pi_{nt}) Z_{nt}^\top \delta^*}{\pi_{nt}(1 - \pi_{nt})} \cdot (A_{nt} - \pi_{nt}) Z_{nt} \right] = 0$$

Note that given history  $H_{nt}$ ,  $A_{nt} \perp B_{nt}, Z_{nt}$ . Thus, for all  $n, t$ ,

$$\begin{aligned} \mathbb{E} \left[ \frac{-B_{nt}^\top \gamma^* (A_{nt} - \pi_{nt}) Z_{nt}}{\pi_{nt}(1 - \pi_{nt})} \right] &= \mathbb{E} \left[ -B_{nt}^\top \gamma^* \mathbb{E} \left[ \frac{A_{nt} - \pi_{nt}}{\pi_{nt}(1 - \pi_{nt})} \middle| H_{nt} \right] Z_{nt} \right] \\ &= \mathbb{E} [-B_{nt}^\top \cdot 0 \cdot Z_{nt}] = 0 \end{aligned}$$

which leaves us with

$$\mathbb{E} \left[ \sum_{t=1}^T \frac{R_{nt} - (A_{nt} - \pi_{nt}) Z_{nt}^\top \delta^*}{\pi_{nt}(1 - \pi_{nt})} \cdot (A_{nt} - \pi_{nt}) Z_{nt} \right] = 0.$$

We rewrite  $R_{nt} = R_{nt}(0) + [R_{nt}(1) - R_{nt}(0)] A_{nt}$ . Note for all  $n, t$ ,

$$\mathbb{E} \left[ \frac{R_{nt}(0)(A_{nt} - \pi_{nt}) Z_{nt}}{\pi_{nt}(1 - \pi_{nt})} \right] = \mathbb{E} \left[ R_{nt}(0) \mathbb{E} \left[ \frac{A_{nt} - \pi_{nt}}{\pi_{nt}(1 - \pi_{nt})} \middle| H_{nt} \right] Z_{nt} \right] = 0.$$

Thus, we only need to consider,

$$\mathbb{E} \left[ \sum_{t=1}^T \frac{[R_{nt}(1) - R_{nt}(0)] A_{nt} - (A_{nt} - \pi_{nt}) Z_{nt}^\top \delta^*}{\pi_{nt}(1 - \pi_{nt})} \cdot (A_{nt} - \pi_{nt}) Z_{nt} \right] = 0 \quad (10)$$

We observe that for all  $n, t$ ,

$$\mathbb{E} \left[ \frac{[R_{nt}(1) - R_{nt}(0)] \pi_{nt}}{\pi_{nt}(1 - \pi_{nt})} \cdot (A_{nt} - \pi_{nt}) Z_{nt} \right] = 0. \quad (11)$$

Subtracting Equation 11 from Equation 10, we obtain

$$\begin{aligned} \mathbb{E} \left[ \sum_{t=1}^T \frac{[R_{nt}(1) - R_{nt}(0)](A_{nt} - \pi_{nt}) - (A_{nt} - \pi_{nt}) Z_{nt}^\top \delta^*}{\pi_{nt}(1 - \pi_{nt})} \cdot (A_{nt} - \pi_{nt}) Z_{nt} \right] &= 0 \\ \mathbb{E} \left[ \sum_{t=1}^T \frac{[R_{nt}(1) - R_{nt}(0) - Z_{nt}^\top \delta^*](A_{nt} - \pi_{nt})^2 Z_{nt}}{\pi_{nt}(1 - \pi_{nt})} \right] &= 0 \end{aligned}$$

Since that given history  $H_{nt}$ ,  $A_{nt} \perp R_{nt}(0), R_{nt}(1), Z_{nt}$  and

$$\mathbb{E} \left[ \frac{(A_{nt} - \pi_{nt})^2}{\pi_{nt}(1 - \pi_{nt})} \middle| H_{nt} \right] = 1,$$

we have

$$\mathbb{E} \left[ \sum_{t=1}^T (R_{nt}(1) - R_{nt}(0) - Z_{nt}^\top \delta^*) Z_{nt} \right] = 0$$

Solve for  $\delta^*$ , by Equation 1 in the paper ( $E[R_{nt}(1) - R_{nt}(0)|H_{nt}] = Z_{nt}^\top \delta_0$ ), we have

$$\mathbb{E} \left[ \sum_{t=1}^T Z_{nt} Z_{nt}^\top \right] (\delta_0 - \delta^*) = 0 \Rightarrow \delta^* = \delta_0.$$

Similarly, we can solve for  $\gamma^*$ . Focus on the part related to  $\gamma^*$  in Equation 9, we have

$$\mathbb{E} \left[ \sum_{t=1}^T \frac{R_{nt} - B_{nt}^\top \gamma^* - (A_{nt} - \pi_{nt}) Z_{nt}^\top \delta^*}{\pi_{nt}(1 - \pi_{nt})} \cdot B_{nt} \right] = 0.$$

Since for all  $n, t$ ,  $\mathbb{E} \left[ \frac{(A_{nt} - \pi_{nt})}{\pi_{nt}(1 - \pi_{nt})} \middle| H_{nt} \right] = 0$ , we have

$$\mathbb{E} \left[ \sum_{t=1}^T \frac{(R_{nt} - B_{nt}^\top \gamma^*) B_{nt}}{\pi_{nt}(1 - \pi_{nt})} \right] = 0.$$

Hence,

$$\gamma^* = \left( \mathbb{E} \left[ \sum_{t=1}^T \frac{B_{nt} B_{nt}^\top}{\pi_{nt}(1 - \pi_{nt})} \right] \right)^{-1} \mathbb{E} \left[ \sum_{t=1}^T \frac{B_{nt} R_{nt}}{\pi_{nt}(1 - \pi_{nt})} \right].$$

Thus  $\delta^* = \delta_0$  and  $\gamma^*$  is given by the theorem statement.

Next recall the definitions:  $\epsilon_{nt} = R_{nt} - \mathbb{E}[R_{nt} | H_{nt}, A_{nt}]$  and  $\gamma_{nt} = \mathbb{E}[R_{nt} | H_{nt}, A_{nt} = 0]$ . Then  $\mathbb{E}[R_{nt} | H_{nt}, A_{nt}]$  can be written as  $\gamma_{nt} + A_{nt} Z_{nt}^\top \delta_0$  and  $R_{nt} = \gamma_{nt} + A_{nt} Z_{nt}^\top \delta_0 + \epsilon_{nt}$ . Thus,

$$\begin{aligned} \gamma^* &= \left( \mathbb{E} \left[ \sum_{t=1}^T \frac{B_{nt} B_{nt}^\top}{\pi_{nt}(1 - \pi_{nt})} \right] \right)^{-1} \mathbb{E} \left[ \sum_{t=1}^T \frac{B_{nt} (\gamma_{nt} + A_{nt} Z_{nt}^\top \delta_0 + \epsilon_{nt})}{\pi_{nt}(1 - \pi_{nt})} \right] \\ &= \left( \mathbb{E} \left[ \sum_{t=1}^T \frac{B_{nt} B_{nt}^\top}{\pi_{nt}(1 - \pi_{nt})} \right] \right)^{-1} \mathbb{E} \left[ \sum_{t=1}^T \frac{B_{nt} (\gamma_{nt} + \pi_{nt} Z_{nt}^\top \delta_0 + \epsilon_{nt})}{\pi_{nt}(1 - \pi_{nt})} \right] \end{aligned}$$

where the last equality holds because  $\mathbb{E}[\gamma_{nt} + A_{nt} Z_{nt}^\top \delta_0 | H_{nt}] = \gamma_{nt} + \pi_{nt} Z_{nt}^\top \delta_0$ . We make the further assumption that  $E[\epsilon_{nt} | A_{nt}, H_{nt}] = 0$ . Then for or all  $n, t$ ,

$$\begin{aligned} \mathbb{E} \left[ \frac{\epsilon_{nt} B_{nt}}{\pi_{nt}(1 - \pi_{nt})} \right] &= \mathbb{E} \left[ \mathbb{E}[\epsilon_{nt} | H_{nt}, A_{nt}] \frac{B_{nt}}{\pi_{nt}(1 - \pi_{nt})} \right] = 0 \\ \gamma^* &= \left( \mathbb{E} \left[ \sum_{t=1}^T \frac{B_{nt} B_{nt}^\top}{\pi_{nt}(1 - \pi_{nt})} \right] \right)^{-1} \mathbb{E} \left[ \sum_{t=1}^T \frac{B_{nt} (\gamma_{nt} + \pi_{nt} Z_{nt}^\top \delta_0)}{\pi_{nt}(1 - \pi_{nt})} \right]. \end{aligned}$$

Thus when the working model (Equation 2 in the paper) is true, we have  $\mathbb{E}[R_{nt} | H_{nt}] = \mathbb{E}[\mathbb{E}[R_{nt} | H_{nt}, A_{nt}] | H_{nt}] = \gamma_{nt} + \pi_{nt} Z_{nt}^\top \delta_0 = B_{nt}^\top \gamma_0$  and thus

$$\gamma^* = \left( \mathbb{E} \left[ \sum_{t=1}^T \frac{B_{nt} B_{nt}^\top}{\pi_{nt}(1 - \pi_{nt})} \right] \right)^{-1} \mathbb{E} \left[ \sum_{t=1}^T \frac{B_{nt} B_{nt}}{\pi_{nt}(1 - \pi_{nt})} \gamma_0 \right] = \gamma_0.$$

Now we provide a sketch of the proof that  $\sqrt{N}(\hat{\delta} - \delta_0) \sim \mathcal{N} \left( 0, \left( \mathbb{E} \left[ \sum_{t=1}^T Z_{nt} Z_{nt}^\top \right] \right)^{-1} W \left( \mathbb{E} \left[ \sum_{t=1}^T Z_{nt} Z_{nt}^\top \right] \right)^{-1} \right)$  where

$$W = \mathbb{E} \left[ \sum_{t=1}^T \frac{(R_{nt} - X_{nt}^\top \theta^*)(A_{nt} - \pi_{nt}) Z_{nt}}{\pi_{nt}(1 - \pi_{nt})} \times \sum_{t=1}^T \frac{(R_{nt} - X_{nt}^\top \theta^*)(A_{nt} - \pi_{nt}) Z_{nt}^\top}{\pi_{nt}(1 - \pi_{nt})} \right].$$

Recall

1.  $\frac{\partial L}{\partial \hat{\theta}} = \frac{1}{N} \sum_{n=1}^N \sum_{t=1}^T \frac{R_{nt} - X_{nt}^\top \hat{\theta}}{\pi_{nt}(1 - \pi_{nt})} X_{nt} = 0$
2.  $E \left[ \frac{\partial L}{\partial \theta} \right]_{\theta=\theta^*} = \mathbb{E} \left[ \sum_{t=1}^T \frac{R_{nt} - X_{nt}^\top \theta^*}{\pi_{nt}(1 - \pi_{nt})} X_{nt} \right] = 0$

We can now write

$$0 = \underbrace{\frac{\partial L}{\partial \hat{\theta}} - \mathbb{E}\left[\frac{\partial L}{\partial \theta}\right]_{\theta=\hat{\theta}}}_{\text{Term 1}} + \underbrace{\mathbb{E}\left[\frac{\partial L}{\partial \theta}\right]_{\theta=\hat{\theta}} - \mathbb{E}\left[\frac{\partial L}{\partial \theta}\right]_{\theta=\theta^*}}_{\text{Term 2}} \quad (12)$$

We first focus on Term 2.

$$\begin{aligned} & \mathbb{E}\left[\sum_{t=1}^T \frac{R_{nt} - X_{nt}^\top \hat{\theta}}{\pi_{nt}(1 - \pi_{nt})} X_{nt}\right] - \mathbb{E}\left[\sum_{t=1}^T \frac{R_{nt} - X_{nt}^\top \theta^*}{\pi_{nt}(1 - \pi_{nt})} X_{nt}\right] \\ &= \mathbb{E}\left[\sum_{t=1}^T \frac{1}{\pi_{nt}(1 - \pi_{nt})} \begin{bmatrix} B_{nt} B_{nt}^\top & B_{nt} Z_{nt}^\top (A_{nt} - \pi_{nt}) \\ B_{nt}^\top Z_{nt} (A_{nt} - \pi_{nt}) & Z_{nt} Z_{nt}^\top (A_{nt} - \pi_{nt})^2 \end{bmatrix} (\theta^* - \hat{\theta})\right] \end{aligned}$$

Note cross terms are 0 and  $\mathbb{E}\left[\sum_{t=1}^T \frac{Z_{nt} Z_{nt}^\top (A_{nt} - \pi_{nt})^2}{\pi_{nt}(1 - \pi_{nt})}\right] = \mathbb{E}\left[\sum_{t=1}^T Z_{nt} Z_{nt}^\top\right]$ .

We have

$$\mathbb{E}\left[\sum_{t=1}^T \begin{bmatrix} \frac{B_{nt} B_{nt}^\top}{\pi_{nt}(1 - \pi_{nt})} & 0 \\ 0 & Z_{nt} Z_{nt}^\top \end{bmatrix} (\hat{\theta} - \theta^*)\right] = \text{term 1}. \quad (13)$$

Define

$$u_N(\theta) = \frac{1}{N} \sum_{n=1}^N \sum_{t=1}^T \frac{R_{nt} - X_{nt}^\top \theta}{\pi_{nt}(1 - \pi_{nt})} X_{nt} - \mathbb{E}\left[\sum_{t=1}^T \frac{R_{nt} - X_{nt}^\top \theta}{\pi_{nt}(1 - \pi_{nt})} X_{nt}\right]$$

and note that term 1 is  $u_N(\hat{\theta})$ . Now

$$\begin{aligned} u_N(\hat{\theta}) - u_N(\theta^*) &= -\left(\frac{1}{N} \sum_{n=1}^N \sum_{t=1}^T \frac{X_{nt} X_{nt}^\top}{\pi_{nt}(1 - \pi_{nt})} - \mathbb{E}\left[\sum_{t=1}^T \frac{X_{nt} X_{nt}^\top}{\pi_{nt}(1 - \pi_{nt})}\right]\right) (\hat{\theta} - \theta^*) \\ &= -v_N(\hat{\theta} - \theta^*) \end{aligned}$$

where by the weak law of large numbers  $v_N$  converges in probability to 0. From Equation 13 we have,

$$\mathbb{E}\left[\sum_{t=1}^T \begin{bmatrix} \frac{B_{nt} B_{nt}^\top}{\pi_{nt}(1 - \pi_{nt})} & 0 \\ 0 & Z_{nt} Z_{nt}^\top \end{bmatrix} + v_N\right] (\hat{\theta} - \theta^*) = u_N(\theta^*).$$

Note  $\mathbb{E}[u_N(\theta^*)] = 0$ . Apply central limit theorem on  $\sqrt{N}u_N(\theta^*)$ ; that is as  $N \rightarrow \infty$   $\sqrt{N}u_N(\theta^*)$  converges in distribution to  $\mathcal{N}(0, \Sigma)$ , where

$$\Sigma = \mathbb{E}\left[\sum_{t=1}^T \frac{(R_{nt} - X_{nt}^\top \theta^*) X_{nt}}{\pi_{nt}(1 - \pi_{nt})} \cdot \sum_{t=1}^T \frac{(R_{nt} - X_{nt}^\top \theta^*) X_{nt}^\top}{\pi_{nt}(1 - \pi_{nt})}\right]$$

Denote the lower right matrix of  $\Sigma$  by  $W$ . Then

$$W = \mathbb{E}\left[\sum_{t=1}^T \frac{(R_{nt} - X_{nt}^\top \theta^*)(A_{nt} - \pi_{nt}) Z_{nt}}{\pi_{nt}(1 - \pi_{nt})} \cdot \sum_{t=1}^T \frac{(R_{nt} - X_{nt}^\top \theta^*)(A_{nt} - \pi_{nt}) Z_{nt}^\top}{\pi_{nt}(1 - \pi_{nt})}\right]$$

and  $\sqrt{N}(\hat{\delta} - \delta_0) \sim \mathcal{N}(0, \Sigma_\delta)$  where  $\Sigma_\delta = \left(\mathbb{E}\left[\sum_{t=1}^T Z_{nt} Z_{nt}^\top\right]\right)^{-1} W \left(\mathbb{E}\left[\sum_{t=1}^T Z_{nt} Z_{nt}^\top\right]\right)^{-1}$ . Under the null hypothesis  $H_0 : \delta_0 = 0$ ,  $N\hat{\delta}\Sigma_\delta^{-1}\hat{\delta}$  asymptotically follows  $\chi^2$  with degree of freedom  $p$ . Under the alternate hypothesis  $H_1 : \delta_0 = \delta$ ,  $N\hat{\delta}\Sigma_\delta^{-1}\hat{\delta}$  asymptotically follows a non-central  $\chi^2$  with degree of freedom  $p$  and non-central parameter  $c_N = N(\delta^\top \Sigma_\delta^{-1} \delta)$ .

We estimate  $W$  by putting in sample averages and plug in  $\hat{\theta}$  as  $\theta^*$ .

Again recall  $\epsilon_{nt} = R_{nt} - \mathbb{E}[R_{nt}|H_{nt}, A_{nt}]$  and  $\gamma_{nt} = \mathbb{E}[R_{nt}|H_{nt}, A_{nt} = 0]$ . Then  $\mathbb{E}[R_{nt}|H_{nt}, A_{nt}]$  can be written as  $\gamma_{nt} + A_{nt} Z_{nt}^\top \delta_0$  and  $R_{nt} = \gamma_{nt} + A_{nt} Z_{nt}^\top \delta_0 + \epsilon_{nt}$ . Using this notation we rewrite  $W$  as follows. Since in any cross term,

1.  $\mathbb{E}[A_{nt} - \pi_{nt}|H_{nt}] = 0$ ,
2.  $Z_{nt}, Z_{nt'}, B_{nt}, B_{nt'}, \gamma_{nt}, \gamma_{nt'}, \epsilon_{nt'}, A_{nt'}, \pi_{nt'}$  are all determined by  $H_{nt}$  when  $t' < t$ ,
3. and  $\mathbb{E}[\epsilon_{nt}|A_{nt}, H_{nt}] = 0$ ,

we can rewrite  $W$  as

$$W = \mathbb{E} \left[ \sum_{t=1}^T \frac{(R_{nt} - X_{nt}^\top \theta^*)^2 (A_{nt} - \pi_{nt})^2 Z_{nt} Z_{nt}^\top}{\pi_{nt}^2 (1 - \pi_{nt})^2} \right].$$

As in the Remark suppose we make the further assumption that  $\text{Var}(\epsilon_{nt}|H_{nt}) = \sigma^2$ . Then,

$$\begin{aligned} W &= \mathbb{E} \left[ \sum_{t=1}^T \frac{\epsilon_{nt}^2 (A_{nt} - \pi_{nt})^2}{\pi_{nt}^2 (1 - \pi_{nt})^2} Z_{nt} Z_{nt}^\top \right] \\ &+ \mathbb{E} \left[ \sum_{t=1}^T \frac{(\gamma_{nt} - B_{nt}^\top \gamma^* + \pi_{nt} Z_{nt}^\top \delta_0)^2 (A_{nt} - \pi_{nt})^2}{\pi_{nt}^2 (1 - \pi_{nt})^2} Z_{nt} Z_{nt}^\top \right] \\ &= \mathbb{E} \left[ \sum_{t=1}^T \frac{\sigma^2}{\pi_{nt} (1 - \pi_{nt})} Z_{nt} Z_{nt}^\top \right] + \underbrace{\mathbb{E} \left[ \sum_{t=1}^T \frac{(\gamma_{nt} + \pi_{nt} Z_{nt}^\top \delta_0 - B_{nt}^\top \gamma^*)^2 Z_{nt} Z_{nt}^\top}{\pi_{nt} (1 - \pi_{nt})} \right]}_{\text{Term 2}}. \end{aligned} \quad (14)$$

Assuming the assumptions in the Remark, we have  $\sqrt{N}(\hat{\delta} - \delta_0) \sim \mathcal{N}(0, \Sigma_\delta)$  where  $\Sigma_\delta$  simplifies to

$$\Sigma_\delta = \mathbb{E} \left[ \sum_t Z_{nt} Z_{nt}^\top \right]^{-1} W \mathbb{E} \left[ \sum_t Z_{nt} Z_{nt}^\top \right]^{-1}. \quad (15)$$

where  $W$  is given in Equation 14.

Next when the working model is correct (Equation 2 in the paper), we have  $\gamma^* = \gamma_0$  and thus  $B_{nt}^\top \gamma^* = \pi_{nt} Z_{nt}^\top \delta_0 + \gamma_{nt}$ , with the result that Term 2 of Equation 14 is equal to 0. When the working model is not correct, Term 2  $> 0$  and  $\hat{\delta}$  will likely have inflated covariance matrix. Assuming the working model is correct and assuming the assumptions in the Remark, we simply have

$$\Sigma_\delta = \mathbb{E} \left[ \sum_t Z_{nt} Z_{nt}^\top \right]^{-1} \mathbb{E} \left[ \sum_{t=1}^T \frac{\sigma^2}{\pi_{nt} (1 - \pi_{nt})} Z_{nt} Z_{nt}^\top \right] \mathbb{E} \left[ \sum_t Z_{nt} Z_{nt}^\top \right]^{-1}.$$

## A.2. Proof of Theorem 2

**Theorem 2** Suppose the desired Type 1 error is  $\alpha_0$  and the desired power is  $1 - \beta_0$ . Let  $\pi_{\min} = \frac{1 - \sqrt{1 - 4\Delta}}{2}$  and  $\pi_{\max} = \frac{1 + \sqrt{1 - 4\Delta}}{2}$ , for

$$\Delta = \frac{\sigma^2 c_{\beta_0}}{N \delta_0^\top \mathbb{E} \left[ \sum_{t=1}^T Z_{nt} Z_{nt}^\top \right] \delta_0}.$$

We choose  $c_{\beta_0}$  such that  $1 - \Phi_{p; c_{\beta_0}}(\Phi_p^{-1}(1 - \alpha_0)) = \beta_0$ , where  $\Phi_{p; c_{\beta_0}}$  denotes the cdf of a non-central  $\chi^2$  distribution with d.f.  $p$  and non-central parameter  $c_{\beta_0}$ , and  $\Phi_p^{-1}$  denotes the inverse cdf of a  $\chi^2$  distribution with d.f.  $p$ . For a given trial with  $N$  subjects each over  $T$  time units, if the randomization probability is fixed as  $\pi_{nt} = \pi_{\min}$  or  $\pi_{\max}$ , the resulting power converges to  $1 - \beta_0$  as  $N \rightarrow \infty$ .

**Proof** Suppose, the working model is correct (that is, Term 2 of Equation 14=0), the effect size is correctly guessed (that is,  $\delta = \delta_0$ ), and the patient is given treatment with a fixed probability at every trial. i.e.  $p(A_{nt} = 1) = \pi$ .



According to Section A.1,  $N\hat{\delta}\Sigma^{-1}\hat{\delta}$  will asymptotically follows a non-central  $\chi^2$  with degree of freedom  $p$  and non-central parameter  $c_N = N(\delta_0^\top \Sigma_\delta^{-1} \delta_0)$ , and thus it will result in power,

$$1 - \Phi_{p;c_N}(\Phi_p^{-1}(1 - \alpha_0)) \quad (16)$$

Note function 16 is monotonically increasing w.r.t  $c_N$ . If we want the desired power to be asymptotically  $1 - \beta_0$ , we need  $c_N = c_{\beta_0}$ . If the working model is right, plug Equation 14 into Equation 15, we then have

$$\begin{aligned} c_N &= c_{\beta_0} \\ N(\delta_0^\top \Sigma_\delta^{-1} \delta_0) &= c_{\beta_0} \\ N\delta_0^\top \mathbb{E} \left[ \sum_{t=1}^T Z_{nt} Z_{nt}^\top \right] \mathbb{E} \left[ \sum_{t=1}^T Z_{nt} Z_{nt}^\top \frac{\sigma^2}{\pi_{nt}(1 - \pi_{nt})} \right]^{-1} \mathbb{E} \left[ \sum_{t=1}^T Z_{nt} Z_{nt}^\top \right] \delta_0 &= c_{\beta_0} \\ \frac{N\pi(1 - \pi)}{\sigma^2} \delta_0^\top \mathbb{E} \left[ \sum_{t=1}^T Z_{nt} Z_{nt}^\top \right] \delta_0 &= c_{\beta_0} \\ \pi(1 - \pi) &= \Delta, \end{aligned} \quad (17)$$

where  $\Delta$  is given by the statement in the theorem. Solving the quadratic function 17 gives us  $\pi = \frac{1 \pm \sqrt{1 - 4\Delta}}{2}$  and theorem is proved. For a two arm bandit ( $Z_{nt} = 1$ ),  $\Delta$  simply is  $\frac{\sigma^2 c_{\beta_0}}{NT\delta_0^2}$ . We let  $\pi_{\min} = \frac{1 - \sqrt{1 - 4\Delta}}{2}$  and  $\pi_{\max} = \frac{1 + \sqrt{1 - 4\Delta}}{2}$ . Note that  $\pi_{\min}$  and  $\pi_{\max}$  are symmetric to 0.5. Also note that  $N$  needs to be sufficiently large so that there exists a root for function 17.

### A.3. Proof Theorem 3

**Theorem 3** Given the values of  $\pi_{\min}, \pi_{\max}$  we solved in Theorem A.2, if for all  $n$  and all  $t$  we have that  $\pi_{nt} \in [\pi_{\min}, \pi_{\max}]$ , then the resulting power will converge to a value no smaller than  $1 - \beta_0$  as  $N \rightarrow \infty$ .

**Proof** Recall function 16 is monotonically increasing w.r.t  $c_N$ . To ensure the resulting power is no smaller than  $1 - \beta_0$ , we need

$$c_N = N\delta_0^\top \mathbb{E} \left[ \sum_{t=1}^T Z_{nt} Z_{nt}^\top \right] \mathbb{E} \left[ \sum_{t=1}^T Z_{nt} Z_{nt}^\top \frac{\sigma^2}{\pi_{nt}(1 - \pi_{nt})} \right]^{-1} \mathbb{E} \left[ \sum_{t=1}^T Z_{nt} Z_{nt}^\top \right] \delta_0 \geq c_{\beta_0}.$$

We rewrite some of the terms for notation simplicity. Let  $b = \mathbb{E} \left[ \sum_{t=1}^T Z_{nt} Z_{nt}^\top \right] \delta_0$ . Note  $b$  is a vector and  $b \in R^{p \times 1}$ , where  $p$  is the dimension of  $Z_{nt}$ . Let  $\Sigma = \mathbb{E} \left[ \sum_{t=1}^T Z_{nt} Z_{nt}^\top a_{nt} \right]$  where  $a_{nt} = \frac{1}{\pi_{nt}(1 - \pi_{nt})}$ . Hence, we have  $c_N(a_{nt}) = \frac{N}{\sigma^2} b^\top \Sigma^{-1} b$

$$\begin{aligned} \frac{\partial c_N}{\partial a_{nt}} &= tr \left( \left( \frac{\partial c_N}{\partial \Sigma^{-1}} \right)^\top \frac{\partial \Sigma^{-1}}{\partial a_{nt}} \right) \\ &= \frac{N}{\sigma^2} tr(b b^\top \cdot -\Sigma^{-1} \frac{d\Sigma}{da_{nt}} \Sigma^{-1}) \\ &= \frac{N}{\sigma^2} tr(-b b^\top \Sigma^{-1} \mathbb{E}[Z_{nt} Z_{nt}^\top] \Sigma^{-1}) \\ &= -\frac{N}{\sigma^2} (b^\top \Sigma^{-1}) \mathbb{E}[Z_{nt} Z_{nt}^\top] (\Sigma^{-1} b) \end{aligned}$$

Since  $Z_{nt} Z_{nt}^\top$  is semi-positive definite,  $\mathbb{E}[Z_{nt} Z_{nt}^\top]$  is semi-positive definite. Thus  $\frac{\partial c_N}{\partial a_{nt}} \leq 0$  and  $c_N$  is non-increasing w.r.t  $a_{nt}$ . As long as we have

$$\frac{1}{\pi_{nt}(1 - \pi_{nt})} \leq \frac{1}{\pi_{\min}(1 - \pi_{\min})} = \frac{1}{\pi_{\max}(1 - \pi_{\max})},$$

we will have that  $c_N \geq c_{\beta_0}$ .

Since for all  $n, t$  and  $\pi_{nt} \in [\pi_{\min}, \pi_{\max}]$ , we have

$$\pi_{nt}(1 - \pi_{nt}) \geq \pi_{\min}(1 - \pi_{\min}) = \pi_{\max}(1 - \pi_{\max}),$$

and hence

$$\frac{1}{\pi_{nt}(1 - \pi_{nt})} \leq \frac{1}{\pi_{\min}(1 - \pi_{\min})} = \frac{1}{\pi_{\max}(1 - \pi_{\max})}.$$

Thus,  $c_N \geq c_{\beta_0}$ . The power constraint will be met.

#### A.4. Proof of Corollary on the effect of model approximation

**Corollary** When the reward mean structure is incorrect ( $B_{nt}\gamma_0 \neq \gamma_{nt} + \pi_{nt}Z_{nt}^\top\delta_0$ ), the resulting power will converge to a value less than the desired power  $1 - \beta_0$  as  $N \rightarrow \infty$ .

**Proof** When the construction model is not correct, the estimator  $\hat{\gamma}$  will be biased and now Term 2 in  $W$  (Equation 14) is non-zero. Using the same notation in Section A.3,  $c_N = \frac{N}{\sigma^2}b^\top\Sigma^{-1}b$ , we now have

$$\Sigma = \mathbb{E} \left[ \sum_{t=1}^T Z_{nt}Z_{nt}^\top a_{nt}(1 + c_{nt}) \right], \text{ where } c_{nt} = \frac{(\gamma_0(t) + \pi_{nt}Z_{nt}^\top\delta_0 - B_{nt}^\top\gamma^*)^2}{\sigma^2}$$

Following similar derivation in Section A.3, we have

$$\frac{\partial c_N}{\partial c_{nt}} = -\frac{N}{\sigma^2}(b^\top\Sigma^{-1})\mathbb{E}[Z_{nt}Z_{nt}^\top a_{nt}](\Sigma^{-1}b)$$

Since  $a_{nt} > 0$ ,  $\frac{\partial c_N}{\partial c_{nt}} < 0$ . Thus  $c_N$  is monotonically decreasing w.r.t  $c_{nt}$ . Hence, when the reward mean structure is incorrect, the noncentral parameter  $c_N$  will decrease and thus, power will be less than  $1 - \beta_0$ .

#### A.5. Regret Bound of OFUL with clipping

The proof below is separate for each subject; thus for simplicity we drop the subscript  $n$  (e.g. use  $R_t$  instead of  $R_{nt}$ ). We also only assume that  $0 < \pi_{\min} \leq \pi_{\max} < 1$ , that is, we do not require the sum,  $\pi_{\min} + \pi_{\max} = 1$ . As we have binary actions, we can write Abbasi-Yadkori et al.'s decision set as  $D_t = \{x_{t,0}, x_{t,1}\}$ ; the second subscript denotes the binary action and  $x$  denotes a feature vector for each action.

The clipped OFUL algorithm is given in Algorithm 2. Define

$$\ell_t(a, \theta) = a(\pi_{\max}\theta^\top x_{t,1} + (1 - \pi_{\max})\theta^\top x_{t,0}) + (1 - a)(\pi_{\min}\theta^\top x_{t,1} + (1 - \pi_{\min})\theta^\top x_{t,0}).$$

Clipped OFUL uses a two-step procedure to select the (binary) action in  $D_t$ . First clipped OFUL selects an optimistic  $A_t$  in step 5 of Algorithm 2. However, clipped OFUL does not implement  $A_t$ ; instead it implements action  $A_t^c$  where  $A_t^c \sim \text{Bernoulli}(\pi_{\max}^a \pi_{\min}^{1-a})$  given  $A_t = a$ . This means that  $X_t$  in (Abbasi-Yadkori et al., 2011) becomes  $x_{t,A_t^c}$  in clipped OFUL. We use notation notation and assumptions similar to (Abbasi-Yadkori et al., 2011). Let  $\{F_t\}_{t \geq 1}$  be a filtration, the error terms,  $\{\eta_t\}_{t \geq 1}$  be a real-valued stochastic process, the features,  $\{X_t\}_{t \geq 1}$  a  $\mathbb{R}^d$ -valued stochastic process for which  $\eta_t$  is  $F_t$  measurable and  $X_t$  is  $F_{t-1}$  measurable. Assume that  $\|X_t\|_2 \leq L$  for a constant  $L$ . Define  $V = \lambda I$  in  $d \times d$  with  $\lambda \geq 1$ . The observed reward is assumed to satisfy  $R_t = \theta_*^\top X_t + \eta_t$  for an unknown  $\theta_* \in \mathbb{R}^d$ . The error term  $\eta_t$  is assumed to be conditionally  $R$ -sub-Gaussian for a finite positive constant  $R$ . This implies that  $E[\eta_t|F_{t-1}] = 0$  and  $\text{Var}[\eta_t|F_{t-1}] \leq R^2$ . The coefficient satisfies  $\|\theta_*\|_2 \leq S$  for a constant  $S$ . Lastly assume that  $|\max\{\theta_*^\top x_{t,1}, \theta_*^\top x_{t,0}\}| \leq 1$ . Below it will be useful to note that  $\ell_t(a, \theta) = E[\theta^\top x_{t,A_t^c} | A_t = a, F_{t-1}]$ .

Under these assumptions, Theorems 1, 2, Lemma 11 of (Abbasi-Yadkori et al., 2011) as well as their proofs remain the same with  $X_t$  defined as  $x_{t,A_t^c}$ . Theorem 2 concerns construction of the confidence set. Neither Theorems 1, 2 or Lemma 11 concern the definition of the regret. Only Theorem 3 and its proof need be altered to be valid for clipped OFUL with the regret against a clipped oracle. First we define the clipped oracle. Recall the oracle action is  $A_t^* = \arg \max_a \theta_*^\top x_{t,a}$ . It is easy to see that  $A_t^* = \arg \max_a E[\theta_*^\top x_{t,A_t^*} | A_t^* = a, F_{t-1}]$  for  $A_t^* \sim \text{Bernoulli}(\pi_{\max}^a \pi_{\min}^{1-a})$ . The clipped oracle action is  $A_t^{c*}$ . Note that  $E[\theta_*^\top x_{t,A_t^{c*}} | A_t^* = a, F_{t-1}] = \ell_t(a, \theta_*)$ . So just as  $A_t^*$  maximizes  $\ell_t(a, \theta_*)$ , in clipped OFUL the optimistic action,  $A_t$ , similarly provides an arg max of  $\ell_t(a, \theta)$ ; see line 5 in Algorithm 2.

The time  $t$  regret against the clipped oracle is given by  $r_t = \ell_t(A_t^*, \theta_*) - \ell_t(A_t, \theta_*)$ . In the proof to follow it is useful to note that  $r_t$  can also be written as  $r_t = E[\theta_*^\top x_{t,A_t^{c*}} | A_t^*, F_{t-1}] - E[\theta_*^\top x_{t,A_t^c} | A_t, F_{t-1}]$ . In the following we provide an upper

bound on the expected regret,  $E[\sum_{t=1}^n r_t]$ .

$$\begin{aligned} r_t &= \ell_t(A_t^*, \theta_*) - \ell_t(A_t, \theta_*) \\ &\leq \ell_t(A_t, \tilde{\theta}_t) - \ell_t(A_t, \theta_*) \\ &= E[\tilde{\theta}_t^\top x_{t,A_t^c} | A_t, F_{t-1}] - E[\theta_*^\top x_{t,A_t^c} | A_t, F_{t-1}] \\ &= E[(\tilde{\theta}_t - \theta_*)^\top x_{t,A_t^c} | A_t, F_{t-1}]. \end{aligned}$$

Thus we have that

$$E[r_t] \leq E[(\tilde{\theta}_t - \theta_*)^\top x_{t,A_t^c}] = E[(\tilde{\theta}_t - \theta_*)^\top X_t]$$

with the second equality holding due to the definition of  $X_t$ . The proof of Theorem 3 in [Abbasi-Yadkori et al. \(2011\)](#) provides a high probability upper bound on  $(\tilde{\theta}_t - \theta_*)^\top X_t$ . In particular the proof shows that with probability at least  $(1 - \delta)$ , for all  $n \geq 1$ ,

$$\begin{aligned} \sum_{t=1}^n (\tilde{\theta}_t - \theta_*)^\top X_t &\leq 4\sqrt{nd \log(\lambda + nL/d)} \left( \lambda^{1/2} S + R\sqrt{2 \log(1/\delta) + d \log(1 + nL/(\lambda d))} \right) \\ &\leq 4\sqrt{nd \log(\lambda + nL/d)} \left( \lambda^{1/2} S + R\sqrt{2 \log(1/\delta)} + R\sqrt{d \log(1 + nL/(\lambda d))} \right) \end{aligned}$$

since for  $x > 0$ ,  $\sqrt{1+x} \leq 1 + \sqrt{x}$ . Put  $a_n = 4\sqrt{nd \log(\lambda + nL/d)}$ ,  $b_n = \lambda^{1/2} S + R\sqrt{d \log(1 + nL/(\lambda d))}$  and  $c = R\sqrt{2}$ . We have  $P\left[\sum_{t=1}^n (\tilde{\theta}_t - \theta_*)^\top X_t \geq a_n(b_n + c\sqrt{\log(1/\delta)})\right] \leq \delta$ . Let  $v = a_n(b_n + c\sqrt{\log(1/\delta)})$  then solving for  $\delta$  one obtains  $\delta = \exp\left\{-(v - b_n a_n)^2 / (a_n c)^2\right\}$ . Thus  $P\left[\sum_{t=1}^n (\tilde{\theta}_t - \theta_*)^\top X_t \geq v\right] \leq \exp\left\{-(v - b_n a_n)^2 / (a_n c)^2\right\}$ .

Recall that for any random variable,  $Y$ ,  $E[Y] \leq \int_0^\infty P[Y > u] du$ . Thus

$$\begin{aligned} E\left[\sum_{t=1}^n r_t\right] &= E\left[\sum_{t=1}^n (\tilde{\theta}_t - \theta_*)^\top X_t\right] \\ &\leq \int_0^\infty \exp\left\{-(v - b_n a_n)^2 / (a_n c)^2\right\} dv \\ &\leq a_n c \sqrt{\pi} \\ &= 4R\sqrt{2\pi n d \log(\lambda + nL/d)}. \end{aligned}$$

Thus the expected regret up to time  $n$  is of order  $O(\sqrt{n})$  up to terms in  $\log(n)$  for clipped OFUL.

## B. Descriptions of Algorithms

Below, we provide pseudocode of all the algorithms we used for reference.

### B.1. OFUL

---

**Algorithm 2** Clipped OFUL (Optimism in the Face of Uncertainty)

---

```

1: Input:  $\pi_{\max}, \pi_{\min}$ 
2: for  $n = 1, 2, \dots, N$  do
3:   for  $t = 1, 2, \dots, T$  do
4:     Observe context features for each possible action:  $\{x_{t,1}, x_{t,0}\}$ 
5:      $(A_t, \tilde{\theta}_t) = \arg \max_{(a, \theta) \in \{0,1\} \times C_{t-1}} \ell_t(a, \theta)$ 
6:     Play  $A_t^c \sim \text{Bernoulli}(\pi_{\max}^{A_t} \pi_{\min}^{1-A_t})$  and observe reward  $R_t(A_t^c)$ 
7:     Update confidence set  $C_t$ 
8:   end for
9: end for
    
```

---

## B.2. Fixed Randomization with $\pi = 0.5$

---

### Algorithm 3 Fixed Randomization with $\pi = 0.5$

---

```

1: for  $n = 1, 2, \dots, N$  do
2:   for  $t = 1, 2, \dots, T$  do
3:      $A_{nt} \sim \text{Bern}(0.5)$ 
4:     Observe  $R_{nt}$ 
5:   end for
6: end for

```

---

## B.3. BOSE

---

### Algorithm 4 Clipped BOSE (Bandit Orthogonalized Semiparametric Estimation)

---

```

1: Input:  $\pi_{\min}, \pi_{\max}, \eta$ 
2: for  $n = 1, 2, \dots, N$  do
3:    $b = 0, V = I, \hat{\delta} = V^{-1}b$ 
4:   for  $t = 1, 2, \dots, T$  do
5:     Observe  $Z_{nt}$ 
6:     if  $Z_{nt}^\top \hat{\delta} > \eta Z_{nt}^\top V^{-1} Z_{nt}$  then
7:        $\pi_{nt} = p(A_{nt} = 1) = \pi_{\max}$ 
8:     else if  $-Z_{nt}^\top \hat{\delta} > \eta Z_{nt}^\top V^{-1} Z_{nt}$  then
9:        $\pi_{nt} = p(A_{nt} = 1) = \pi_{\min}$ 
10:    else
11:       $\pi_{nt} = p(A_{nt} = 1) = 0.5$ 
12:    end if
13:     $A_{nt} \sim \text{Bern}(\pi_{nt})$  and observe  $R_{nt}$ 
14:    Update  $V = V + (A_{nt} - \pi_{nt})^2 Z_{nt} Z_{nt}^\top, b = b + (A_{nt} - \pi_{nt}) R_{nt} Z_{nt}, \hat{\delta} = V^{-1}b$ 
15:  end for
16: end for

```

---

## B.4. ACTS

---

### Algorithm 5 clipped ACTS(Action Centered Thompson Sampling)

---

```

1: Input:  $\sigma^2, \pi_{\min}, \pi_{\max}$ 
2: for  $n = 1, 2, \dots, N$  do
3:    $b = 0, V = I, \hat{\delta} = V^{-1}b, \hat{\Sigma} = \sigma^2 V^{-1}$ 
4:   for  $t = 1, 2, \dots, T$  do
5:     Observe  $Z_{nt}$ 
6:     if  $1 - \phi_{Z_{nt}^\top \hat{\delta}, Z_{nt}^\top \hat{\Sigma} Z_{nt}}(0) < \pi_{\min}$  then
7:        $\pi_{nt} = p(A_{nt} = 1) = \pi_{\min}$ 
8:        $A_{nt} \sim \text{Bern}(\pi_{nt})$ 
9:     else if  $1 - \phi_{Z_{nt}^\top \hat{\delta}, Z_{nt}^\top \hat{\Sigma} Z_{nt}}(0) > \pi_{\max}$  then
10:       $\pi_{nt} = p(A_{nt} = 1) = \pi_{\max}$ 
11:       $A_{nt} \sim \text{Bern}(\pi_{nt})$ 
12:    else
13:       $\tilde{\delta} \sim \mathcal{N}(Z_{nt}^\top \hat{\delta}, Z_{nt}^\top \hat{\Sigma} Z_{nt})$ 
14:       $A_{nt} = \arg \max(0, Z_{nt}^\top \tilde{\delta})$ 
15:       $\pi_{nt} = 1 - \phi_{Z_{nt}^\top \hat{\delta}, Z_{nt}^\top \hat{\Sigma} Z_{nt}}(0)$ 
16:    end if
17:    Observe  $R_{nt}$ 
18:    Update  $V = V + (1 - \pi_{nt})\pi_{nt} Z_{nt} Z_{nt}^\top, b = b + (A_{nt} - \pi_{nt}) R_{nt} Z_{nt}, \hat{\delta} = V^{-1}b$ 
19:  end for
20: end for

```

---



## B.5. linUCB

---

**Algorithm 6** linUCB(linear Upper Confidence Bound)
 

---

```

1: Input:  $\pi_{\min}, \pi_{\max}, \eta$ 
2: for  $n = 1, 2, \dots, N$  do
3:    $b = 0, V = I, \hat{\theta} = V^{-1}b$ 
4:   for  $t = 1, 2, \dots, T$  do
5:     Observe  $X_{nt}(0), X_{nt}(1)$ 
6:     For  $a \in \{0, 1\}$ , compute  $C_{nt,a} = X_{nt}(a)\hat{\theta} + \eta\sqrt{X_{nt}^\top(a)V^{-1}X_{nt}(a)}$ 
7:      $C^* = \arg \max_a C_{nt,a}$ 
8:      $\pi_{nt} = \pi_{\min}^{1-C^*} \pi_{\max}^{C^*}$ 
9:      $A_{nt} \sim \text{Bern}(\pi_{nt})$  and observe  $R_{nt}$ 
10:    Update  $V = V + X_{nt}X_{nt}^\top, b = b + X_{nt}R_{nt}, \hat{\theta} = V^{-1}b$ 
11:   end for
12: end for
    
```

---

## C. Environments

### C.1. IID Environment (Two Arm Bandit)

In this environment, we assume that there are two arms. Pulling the first arm gives a sample from  $N(\mu_0, \sigma_0^2)$  for the reward and pulling the second arm gives a sample from  $N(\mu_1, \sigma_1^2)$  for the reward.

In our experiments we use values:

$$\begin{aligned}
 \mu_0 &= -0.1 \\
 \mu_1 &= 0.1 \\
 \sigma_0^2 &= \sigma_1^2 = 1
 \end{aligned}$$

which corresponds to a margin of  $\delta_0 = \mu_1 - \mu_0 = 0.2$ . To verify Type 1 error is recovered, we set  $\mu_0 = \mu_1 = 0.1$  so that  $\delta_0 = 0$  but used  $\delta_0 = 0.2$  to solve for  $\pi_{\min}, \pi_{\max}$ . To test the robustness of treatment effect estimation, the guessed size is set as  $\delta_{est} = 0.133$  (underestimation) and  $\delta_{est} = 0.3$  (overestimation) while the effect size of the environment  $\delta_0 = 0.2$ .

### C.2. Two Armed Contextual Bandit

In the environment, there are still two arms. Additionally, a context is also observed at each time. And in each round,  $\gamma_t$  is chosen by an adaptive adversary (Abbasi-Yadkori et al., 2018). The environment is defined as follows:

$$\begin{aligned}
 Z_t &= [-0.5, 0.3 \cdot (-1)^t, (t/100)^2] \\
 \delta &= [0.2, 0.2, 0.2] \\
 \gamma_t &= -\max(0, A_t Z_t^\top \delta) \\
 \sigma^2 &= 0.25
 \end{aligned}$$

To verify Type 1 error is recovered, we set  $\delta_0 = 0$  but used  $\delta$  in the above table to solve for  $\pi_{\min}, \pi_{\max}$ . To test the robustness of treatment effect estimation, the guessed size is set as  $\delta_{est} = \delta/1.1$  (underestimation) and  $\delta_{est} = \delta \times 1.1$  (overestimation) while the effect size of the simulation environment  $\delta_0 = \delta$ .

### C.3. Mobile Health Simulator

The mobile health simulator, which mimics the data generation process of a mobile application to increase users' physical activities, was originally developed in (Liao et al., 2016). In this environment, the effect changes over time but is still independent across days. The noise terms are correlated and follows Gaussian AR(1) process. The response to the binary

action  $A_t \in \{0, 1\}$  is  $R_t$ , which is interpreted as  $\sqrt{\text{Step count on day } t}$ .

$$\begin{aligned} R_t &= A_t Z_t^T \delta_0 + \alpha(t) + \frac{\sigma}{\sqrt{2}} \epsilon_t \\ \epsilon_t &= \phi \epsilon_{t-1} + e_t \\ e_t &\sim \mathcal{N}(0, 1) \\ \epsilon_0 &\sim \mathcal{N}\left(0, \frac{1}{1-\phi^2}\right) \end{aligned}$$

Note  $\text{Var}(\epsilon_t) = \frac{1}{1-\phi^2}$  for all  $t$ . Can choose  $\phi = 1/\sqrt{2}$ . The features are

$$Z_t = \left[1, \frac{t-1}{45}, \left(\frac{t-1}{45}\right)^2\right]^T \quad (18)$$

The  $\alpha(t)$  represents the square root of the step-count under no action  $A_t = 0$ . Let  $\alpha(t)$  vary linearly from 125 at  $t = 0$  to 50 at  $t = T$ .

The  $\sigma^2(t)$  is the residual variance in step count. We can set  $\sigma(t) = 30$ .

For  $\delta_0$ , under null hypothesis,  $\delta = 0$ . Under alternate hypothesis,  $\delta[0] = 6$ , no effect at  $T = 90$ , peak effect on day 21. By solving the system, we have  $\delta^T = [6.00, -2.48, -2.79]$ ,  $\bar{\delta} = \sum_{t=1}^T Z^T \delta \approx 1.6$ . To test the robustness of treatment effect estimation, the guessed size is set as  $\delta_{est} = \delta/1.1$  (underestimation) and  $\delta_{est} = \delta \times 1.1$  (overestimation).

## D. Experiment Settings

For all environments, we use  $N = 20$  subjects and  $T = 90$  trajectory length.

### D.1. Identifying optimal hyperparameters

The prior of the ACTS algorithm is set as  $\mathcal{N}(0, \sigma_0^2)$ , where we set the  $\sigma_0^2$  based on the average return over 1,000 individuals.  $\sigma_0^2$  is chosen between  $[0.1, 1.5]$  for the two arm bandit and the contextual bandit, and between  $[10, 100]$  for the mobile health simulator. The parameter  $\eta$  of BOSE is chosen between  $[0.1, 2.5]$  for the two arm bandit and the contextual bandit, and between  $[50, 200]$  for the mobile health simulator. The hyperparameter  $\eta$  of linUCB is chosen between  $[0.1, 2.5]$  for the two arm bandit and the contextual bandit, and between  $[10, 100]$  for the mobile health simulator. (Note: in reality, we would not be able to repeatedly run experiments of 1000 individuals to find the optimal hyperparameters; we do this to give the baseline versions of the algorithms their best chance for success.)

The optimal hyperparameters, that is, those that minimize empirical regret, are listed below:

Table 1. Optimal hyperparameter for a given pair of algorithm and environment

	Two Arm Bandit	Contextual Bandit	Mobile Health Simulator
ACTS	0.5	0.9	20
BOSE	1.1	0.3	160
linUCB	2.5	0.1	90

### D.2. Solved $\pi_{\min}, \pi_{\max}$

Table 2 lists solved  $\pi$  values given a pair of environment and effect size. We see when  $\delta_{est} < \delta$ ,  $\pi_{\min}, \pi_{\max} \rightarrow 0.5$ , which results in more exploration. When  $\delta_{est} > \delta$ ,  $\pi_{\min} \rightarrow 0, \pi_{\max} \rightarrow 1$ , which results in less exploration.

## E. Additional Results

### E.1. Type 1 Error

As Table 3 suggests, when there is no treatment effect, we recover the correct Type 1 error.

Table 2. Solved  $\pi_{\min}, \pi_{\max}$  given a pair of environment and effect size

	$\delta_{est} < \delta$		$\delta_{est} = \delta$		$\delta_{est} > \delta$	
	$\pi_{\min}$	$\pi_{\max}$	$\pi_{\min}$	$\pi_{\max}$	$\pi_{\min}$	$\pi_{\max}$
Two Arm Bandit	0.432	0.568	0.125	0.875	0.051	0.949
Contextual Bandit	0.301	0.699	0.225	0.775	0.174	0.826
Mobile Health Simulator	0.335	0.665	0.243	0.757	0.187	0.813

Table 3. Type 1 error with 95% Confidence Interval: Denote estimated Type 1 error as  $\hat{\alpha}_0$ . 95% C.I. =  $2\sqrt{\hat{\alpha}_0(1 - \hat{\alpha}_0)/N}$  where  $N = 1000$ . We see some Type 1 errors are close to  $\alpha_0 = 0.05$  while some are larger than 0.05 but not significantly. This may be caused by the inflation of estimated covariance matrix.

Two Arm Bandit					
Fix $\pi = 0.5$	ACTS	ACTS (clip)	BOSE	BOSE (clip)	linUCB(clip)
$0.048 \pm 0.013$	$0.058 \pm 0.014$	$0.064 \pm 0.015$	$0.084 \pm 0.017$	$0.064 \pm 0.015$	$0.059 \pm 0.015$
Contextual Bandit					
Fix $\pi = 0.5$	ACTS	ACTS (clip)	BOSE	BOSE (clip)	linUCB(clip)
$0.052 \pm 0.014$	$0.077 \pm 0.016$	$0.062 \pm 0.015$	$0.083 \pm 0.017$	$0.067 \pm 0.016$	$0.057 \pm 0.014$
Mobile Health Simulator					
Fix $\pi = 0.5$	ACTS	ACTS (clip)	BOSE	BOSE (clip)	linUCB(clip)
$0.068 \pm 0.016$	$0.070 \pm 0.016$	$0.055 \pm 0.014$	$0.056 \pm 0.014$	$0.069 \pm 0.016$	$0.070 \pm 0.016$

## E.2. Power

Table 4 shows that when there is a treatment effect, we recover the correct power if we guessed the effect size correctly.

Table 4. Resulting power with 95% Confidence Interval of each algorithm: Denote estimated power as  $\hat{\beta}_0$ . 95% C.I. =  $2\sqrt{\hat{\beta}_0(1 - \hat{\beta}_0)/N}$  where  $N = 1000$ . With probability clipping, the correct power  $1 - \beta_0$  is recovered while without clipping, sufficient power is not guaranteed.

Two Arm Bandit					
Fix $\pi = 0.5$	ACTS	ACTS (clip)	BOSE	BOSE (clip)	linUCB(clip)
$0.984 \pm 0.008$	$0.795 \pm 0.026$	$0.953 \pm 0.013$	$0.724 \pm 0.028$	$0.945 \pm 0.014$	$0.796 \pm 0.025$
Contextual Bandit					
Fix $\pi=0.5$	ACTS	ACTS (clip)	BOSE	BOSE (clip)	linUCB(clip)
$0.921 \pm 0.018$	$0.663 \pm 0.030$	$0.847 \pm 0.023$	$0.539 \pm 0.032$	$0.879 \pm 0.021$	$0.805 \pm 0.025$
Mobile Health Simulator					
Fix $\pi = 0.5$	ACTS	ACTS (clip)	BOSE	BOSE (clip)	linUCB(clip)
$0.885 \pm 0.020$	$0.574 \pm 0.031$	$0.811 \pm 0.025$	$0.837 \pm 0.023$	$0.897 \pm 0.019$	$0.780 \pm 0.026$

## E.3. Mis-specification of Effect Size

Table 5 shows that the power is reasonably robust to mis-estimated effect size.

## E.4. Average Return & Regret

Table 6 lists the complete results of AR,  $reg$  and  $reg_c$ . Different algorithms have different regrets, but all still converge as expected with respect to the clipped oracle.

## E.5. Mis-specification of Reward Mean Structure

Table 7 shows that mis-specification of the reward mean structure doesn't result in significant decrease in the power.

Table 5. Effect of estimated treatment effect on power: In general, when  $\delta_{est} < \delta$ , power is higher and average return is lower than  $\delta_{est} = \delta$ . When  $\delta_{est} > \delta$ , power is lower and average return is higher than  $\delta_{est} = \delta$ . Special cases are when algorithms take in  $\pi_{nt}$  as input.

Two Arm Bandit									
	ACTS(clip)			BOSE(clip)			linUCB(clip)		
	$\delta_{est} < \delta$	$\delta_{est} = \delta$	$\delta_{est} > \delta$	$\delta_{est} < \delta$	$\delta_{est} = \delta$	$\delta_{est} > \delta$	$\delta_{est} < \delta$	$\delta_{est} = \delta$	$\delta_{est} > \delta$
Power	0.991 $\pm$ 0.006	0.953 $\pm$ 0.013	0.890 $\pm$ 0.020	0.990 $\pm$ 0.006	0.945 $\pm$ 0.014	0.709 $\pm$ 0.029	0.988 $\pm$ 0.006	0.796 $\pm$ 0.025	0.469 $\pm$ 0.032
AR	0.530 $\pm$ 9.435	2.486 $\pm$ 10.079	2.499 $\pm$ 10.227	0.343 $\pm$ 9.552	1.932 $\pm$ 10.005	2.386 $\pm$ 10.270	1.267 $\pm$ 9.579	6.848 $\pm$ 9.477	8.089 $\pm$ 9.518
Contextual Bandit									
	ACTS(clip)			BOSE(clip)			linUCB(clip)		
	$\delta_{est} < \delta$	$\delta_{est} = \delta$	$\delta_{est} > \delta$	$\delta_{est} < \delta$	$\delta_{est} = \delta$	$\delta_{est} > \delta$	$\delta_{est} < \delta$	$\delta_{est} = \delta$	$\delta_{est} > \delta$
Power	0.896 $\pm$ 0.019	0.847 $\pm$ 0.023	0.844 $\pm$ 0.023	0.887 $\pm$ 0.020	0.879 $\pm$ 0.021	0.814 $\pm$ 0.025	0.883 $\pm$ 0.020	0.805 $\pm$ 0.025	0.729 $\pm$ 0.028
AR	-2.922 $\pm$ 4.778	-2.823 $\pm$ 4.815	-2.737 $\pm$ 4.811	-3.069 $\pm$ 4.737	-2.893 $\pm$ 4.766	-2.876 $\pm$ 4.784	-2.897 $\pm$ 4.622	-2.736 $\pm$ 4.655	-2.628 $\pm$ 4.619
Mobile Health									
	ACTS(clip)			BOSE(clip)			linUCB(clip)		
	$\delta_{est} < \delta$	$\delta_{est} = \delta$	$\delta_{est} > \delta$	$\delta_{est} < \delta$	$\delta_{est} = \delta$	$\delta_{est} > \delta$	$\delta_{est} < \delta$	$\delta_{est} = \delta$	$\delta_{est} > \delta$
Power	0.859 $\pm$ 0.022	0.811 $\pm$ 0.025	0.758 $\pm$ 0.027	0.886 $\pm$ 0.020	0.897 $\pm$ 0.019	0.848 $\pm$ 0.023	0.869 $\pm$ 0.021	0.780 $\pm$ 0.026	0.696 $\pm$ 0.029
AR	(81.007 $\pm$ 2.905) $\times 10^2$	(81.038 $\pm$ 2.976) $\times 10^2$	(8.108 $\pm$ 2.997) $\times 10^2$	(8.094 $\pm$ 2.845) $\times 10^2$	(80.964 $\pm$ 2.886) $\times 10^2$	(80.962 $\pm$ 2.879) $\times 10^2$	(81.156 $\pm$ 2.879) $\times 10^2$	(81.986 $\pm$ 2.871) $\times 10^2$	(82.196 $\pm$ 2.862) $\times 10^2$

Table 6. Average Return with one std of  $N = 1,000$  simulations: For all algorithms, clipping decreases the average return. The regret of algorithms with clipping with respect to a clipped oracle is roughly on the same scale of the regret of algorithms without clipping with respect to an oracle with no clipping.

Two Arm Bandit							
	Fix $\pi = 0.5$	ACTS	ACTS(clip)	BOSE	BOSE(clip)	linUCB	linUCB(clip)
AR	0.033 $\pm$ 9.528	2.680 $\pm$ 10.241	2.486 $\pm$ 10.079	2.827 $\pm$ 11.401	1.932 $\pm$ 10.005	9.292 $\pm$ 9.737	6.848 $\pm$ 9.477
reg	8.967 $\pm$ 9.528	6.320 $\pm$ 10.241	6.514 $\pm$ 10.079	6.173 $\pm$ 11.401	7.068 $\pm$ 10.005	-0.292 $\pm$ 9.737	2.152 $\pm$ 9.477
reg <sub>c</sub>	6.726 $\pm$ 9.528	4.078 $\pm$ 10.241	4.272 $\pm$ 10.079	3.931 $\pm$ 11.401	4.827 $\pm$ 10.005	-2.534 $\pm$ 9.737	-0.089 $\pm$ 9.477
Contextual Bandit							
	Fix $\pi = 0.5$	ACTS	ACTS(clip)	BOSE	BOSE(clip)	linUCB	linUCB(clip)
AR	-3.291 $\pm$ 4.737	-2.809 $\pm$ 4.862	-2.823 $\pm$ 4.815	-2.671 $\pm$ 4.962	-2.893 $\pm$ 4.766	-1.380 $\pm$ 4.899	-2.736 $\pm$ 4.655
reg	3.291 $\pm$ 4.737	2.809 $\pm$ 4.862	2.823 $\pm$ 4.815	2.671 $\pm$ 4.962	2.893 $\pm$ 4.766	1.380 $\pm$ 4.899	2.736 $\pm$ 4.655
reg <sub>c</sub>	3.030 $\pm$ 4.737	2.547 $\pm$ 4.862	2.561 $\pm$ 4.815	2.409 $\pm$ 4.962	2.631 $\pm$ 4.766	1.118 $\pm$ 4.899	2.474 $\pm$ 4.655
Mobile Health Simulator							
	Fix $\pi = 0.5$	ACTS	ACTS(clip)	BOSE	BOSE(clip)	linUCB	linUCB(clip)
AR	(80.959 $\pm$ 2.841) $\times 10^2$	(81.087 $\pm$ 3.102) $\times 10^2$	(81.038 $\pm$ 2.976) $\times 10^2$	(80.996 $\pm$ 2.940) $\times 10^2$	(80.964 $\pm$ 2.886) $\times 10^2$	(82.516 $\pm$ 2.937) $\times 10^2$	(81.986 $\pm$ 2.871) $\times 10^2$
reg	(2.166 $\pm$ 2.841) $\times 10^2$	(2.038 $\pm$ 3.102) $\times 10^2$	(2.088 $\pm$ 2.976) $\times 10^2$	(2.130 $\pm$ 2.940) $\times 10^2$	(2.161 $\pm$ 2.886) $\times 10^2$	(0.609 $\pm$ 2.937) $\times 10^2$	(1.140 $\pm$ 2.871) $\times 10^2$
reg <sub>c</sub>	(1.101 $\pm$ 2.841) $\times 10^2$	(0.973 $\pm$ 3.102) $\times 10^2$	(1.023 $\pm$ 2.976) $\times 10^2$	(1.065 $\pm$ 2.940) $\times 10^2$	(1.096 $\pm$ 2.886) $\times 10^2$	(-0.046 $\pm$ 2.937) $\times 10^2$	(0.075 $\pm$ 2.871) $\times 10^2$

Table 7. Effect of wrong reward model on power: Power of fix  $\pi = 0.5$  decreases the most but still larger than 0.80. Powers of ACTS, BOSE and linUCB decrease slightly. The average return of  $\pi = 0.5$  increases while that of the other three algorithms remain roughly the same.

Contextual Bandit								
	Fix $\pi = 0.5$		ACTS(clip)		BOSE (clip)		linUCB(clip)	
	$B_{nt} = 1$	True $B_{nt}$	$B_{nt} = 1$	True $B_{nt}$	$B_{nt} = 1$	True $B_{nt}$	$B_{nt} = 1$	True $B_{nt}$
Power	0.915 $\pm$ 0.018	0.984 $\pm$ 0.008	0.847 $\pm$ 0.023	0.862 $\pm$ 0.021	0.845 $\pm$ 0.023	0.879 $\pm$ 0.021	0.789 $\pm$ 0.026	0.800 $\pm$ 0.025
AR	-3.341 $\pm$ 4.750	-3.291 $\pm$ 4.737	-2.857 $\pm$ 4.815	-2.823 $\pm$ 4.815	-2.943 $\pm$ 4.753	-2.893 $\pm$ 4.766	-2.757 $\pm$ 4.643	-2.736 $\pm$ 4.655
Mobile Health								
	Fix $\pi = 0.5$		ACTS(clip)		BOSE (clip)		linUCB(clip)	
	$B_{nt} = 1$	True $B_{nt}$	$B_{nt} = 1$	True $B_{nt}$	$B_{nt} = 1$	True $B_{nt}$	$B_{nt} = 1$	True $B_{nt}$
Power	0.883 $\pm$ 0.020	0.921 $\pm$ 0.017	0.800 $\pm$ 0.025	0.811 $\pm$ 0.025	0.894 $\pm$ 0.019	0.897 $\pm$ 0.019	0.789 $\pm$ 0.026	0.780 $\pm$ 0.026
AR	(80.896 $\pm$ 2.847) $\times 10^2$	(80.959 $\pm$ 2.841) $\times 10^2$	(81.049 $\pm$ 2.988) $\times 10^2$	(81.038 $\pm$ 2.976) $\times 10^2$	(80.987 $\pm$ 2.870) $\times 10^2$	(80.964 $\pm$ 2.886) $\times 10^2$	(82.013 $\pm$ 2.834) $\times 10^2$	(81.986 $\pm$ 2.871) $\times 10^2$