

AREDSUM: Adaptive Redundancy-Aware Iterative Sentence Ranking for Extractive Document Summarization

Keping Bi¹, Rahul Jha², W. Bruce Croft¹, Asli Celikyilmaz³

¹ Univ. of Massachusetts Amherst, ² Microsoft AI, ³ Microsoft Research AI
{kbi, croft}@cs.umass.edu, rajh@microsoft.com, asli@ieee.org

Abstract

Redundancy-aware extractive summarization systems score the *redundancy* of the sentences to be included in a summary either jointly with their *salience* information or separately as an additional sentence scoring step. Previous work shows the efficacy of jointly scoring and selecting sentences with neural sequence generation models. It is, however, not well-understood if the gain is due to better encoding techniques or better redundancy reduction approaches. Similarly, the contribution of salience versus diversity components on the created summary is not studied well. Building on the state-of-the-art encoding methods for summarization, we present two adaptive learning models: AREDSUM-SEQ that jointly considers salience and novelty during sentence selection; and a two-step AREDSUM-CTX that scores salience first, then learns to balance salience and redundancy, enabling the measurement of the impact of each aspect. Empirical results on CNN/DailyMail and NYT50 datasets show that by modeling diversity explicitly in a separate step, AREDSUM-CTX achieves significantly better performance than AREDSUM-SEQ as well as state-of-the-art extractive summarization baselines.

1 Introduction

Extractive summarization is the task of creating a summary by identifying and concatenating the most important sentences in a document (Liu and Lapata, 2019; Zhang et al., 2019; Zhou et al., 2018). Given a partial summary, the decision to include another sentence in the summary depends on two aspects: *salience*, which represents how much information the sentence carries; and *redundancy*, which represents how much information in the sentence is already included in the previously selected sentences.

Although there have been a few studies on redundancy a long time ago, most recent research on

extractive summarization focuses on salience alone. They usually model sentence salience as a sequence labeling task (Kedzie et al., 2018; Cheng and Lapata, 2016) or classification task (Zhang et al., 2019) and do not conduct redundancy removal. Previous methods that consider redundancy usually use a separate step after salience scoring to handle redundancy, denoted as sentence selection (Carbonell and Goldstein, 1998; McDonald, 2007; Lin and Bilmes, 2011). Sentence selection often follows a greedy iterative ranking process that outputs one sentence at a time by taking into account the redundancy of candidate sentences with previously selected sentences.

Several approaches for modeling redundancy in sentence selection have been explored: heuristics-based methods such as Maximal Marginal Relevance (MMR) (Carbonell and Goldstein, 1998), Trigram Blocking (TRIBLK) (Liu and Lapata, 2019), or model based approaches (Ren et al., 2016), etc. Heuristic-based methods are not adaptive since they usually apply the same rule to all the documents. Model-based approaches depend heavily on feature engineering and learn to score sentences via regression with point-wise loss, which has been shown to be inferior to pairwise loss or list-wise loss in ranking problems (Liu et al., 2009).

Redundancy has also been handled jointly with salience during the scoring process using neural sequence models (Zhou et al., 2018). NEUSUM (Zhou et al., 2018) scores sentences considering their salience as well as previous sentences in the output sequence and learns to predict the sentence with maximum relative gain given the partial output summary. Despite the improved efficacy, it is not well-understood if the gain is due to better encoding or better redundancy-aware iterative ranking approaches (i.e., the sequence generation).

In this work, we propose to study different types of redundancy-aware iterative ranking techniques

for extractive summarization that handle redundancy separately or jointly with salience. Extending BERTSUMEXT (Liu and Lapata, 2019), a state-of-the-art extractive summarization model, which uses heuristic-based Trigram Blocking (TRIBLK) for redundancy elimination, we propose two supervised redundancy-aware iterative sentence ranking methods for summary prediction. Our first model, AREDSUM-SEQ, introduces a transformer-based conditional sentence order generator network to score and select sentences by jointly considering their salience and diversity within the selected summary sentences. Our second model, AREDSUM-CTX, uses an additional sentence selection model to learn to *balance* the salience and redundancy of constructed summaries. It incorporates surface features (such as n-gram overlap ratio and semantic match scores) to instrument the diversity aspect. We compare the performance of our redundancy-aware sentence ranking methods with trigram-blocking (Liu and Lapata, 2019), as well as summarization baselines with or without considering redundancy on two commonly used datasets, CNN/DailyMail and New York Times (NYT50). Experimental results show that our proposed AREDSUM-CTX can achieve better performance by reducing redundancy and outperform all the baselines on these two datasets. The advantage of the model can be attributed to its adaptiveness to scenarios in which redundancy removal has different potential gains.

In summary, our contributions are: 1) we propose two redundancy-aware iterative ranking methods for extractive summarization extending BERTSUMEXT; 2) we conduct comparative studies between our redundancy-aware models as well as the heuristic-based method that BERTSUMEXT uses; 3) our proposed AREDSUM-CTX significantly outperforms BERTSUMEXT and other competitive baselines on CNN/DailyMail and NYT50.

2 Related Work

Extractive summarization methods are usually decomposed into two subtasks, i.e., sentence scoring and sentence selection, which deals with salience and redundancy respectively.

Salience Scoring. Graph-based models are widely used unsupervised methods to score sentence salience in summarization (Erkan and Radev, 2004; Mihalcea and Tarau, 2004; Wan and Yang, 2006). Classical supervised extractive summariza-

tion uses classification or sequence labeling methods such as Naive Bayes (Kupiec et al., 1999), maximum entropy (Osborne, 2002), conditional random fields (Galley, 2006) or hidden markov model (Conroy et al., 2004). Human engineered features are heavily used in these methods such as word frequency and sentence length (Nenkova et al., 2006).

In recent years, older models are replaced by neural models to score the salience of sentences. Manually engineered features have been replaced by hierarchical LSTMs and CNNs. LSTM decoders are employed to do sequence labeling (Cheng and Lapata, 2016; Nallapati et al., 2017; Kedzie et al., 2018). These architectures are widely used and also extended with reinforcement learning (Narayan et al., 2018; Dong et al., 2018). More recently, summarization methods based on BERT (Devlin et al., 2018) have been shown to achieve state-of-the-art performance (Liu and Lapata, 2019; Zhang et al., 2019; Zhong et al., 2019) on salience for extractive summarization.

Sentence Selection. There are relatively fewer methods that study sentence selection to avoid redundancy. Integer Linear Programming based methods (McDonald, 2007) formulate sentence selection as an optimizing problem under the summary length constraint. Lin and Bilmes (2011) propose to find the optimal subset of sentences with submodular functions. Greedy strategies such as Maximal Marginal Relevance (MMR) (Carbonell and Goldstein, 1998) select the sentence that has maximal salience score and is minimally redundant iteratively. Trigram blocking (Liu and Lapata, 2019) follows the intuition of MMR and filter out sentences that have trigram overlap with previously extracted sentences. Ren et al. (2016) leverage two groups of handcrafted features to capture informativeness and redundancy respectively during sentence selection. In contrast to learning a separate model for sentence selection, Zhou et al. (2018) propose to jointly learn to score and select sentences with a sequence generation model. However, it is not compared with other redundancy-aware techniques and it is not clear whether its improvement upon other methods is from the sequence generation method or the encoding technique.

In this paper, we compare the efficacy of different sentence selection techniques grounded on the same BERT-based encoder. We propose two models that either conduct redundancy removal with a

separate model or jointly with salience scoring and compare them with a heuristic-based method. As far as we know, our work is the first to conduct comparative studies on different types of redundancy-aware extractive summarization methods.

3 Iterative Sentence Ranking

We formulate single document extractive summarization as a task of iterative sentence ranking. Given a document $D = \{s_1, s_2, \dots, s_L\}$ of L sentences, the goal is to extract t sentences, i.e., $\hat{S}_t = \{\hat{s}_k | 1 \leq k \leq t, \hat{s}_k \in D\}$, from D that can best summarize it. With a limit of selected sentence count l , the process of extracting sentences can be considered as a l -step iterative ranking problem. At each k -th step ($1 \leq k \leq l$), given the current summary \hat{S}_{k-1} , a new sentence s_k is selected from the remaining sentences $D \setminus \hat{S}_{k-1}$ and added to the summary. Function $M(\hat{S}_k; S^*)$ ¹ measures the similarity between the extracted summary \hat{S}_k and the ground truth summary S^* . The objective is to learn a scoring function $f(\cdot)$ so that the best sentence \hat{s}_k selected according to $f(\cdot)$ can maximize the gain of the output summary:

$$\begin{aligned} \arg \max_f M(\{\hat{s}_k\} \cup \hat{S}_{k-1}; S^*) \\ \hat{s}_k = \arg \max_{s_i \in D \setminus \hat{S}_{k-1}} f(\{s_i\} \cup \hat{S}_{k-1}) \end{aligned} \quad (1)$$

\hat{s}_k needs to be both salient in the document and novel in the current context \hat{S}_{k-1} . Note that at the beginning $\hat{S}_0 = \emptyset$.

Since ground truth summaries S^* of existing summarization corpora are usually abstractive summaries written by experts, previous studies on extractive summarization usually extract a group of pseudo ground truth sentences \hat{S}^* from D based on their similarities to the ground truth summaries S^* for training purposes. Then labels 1 and 0 are assigned to sentences in \hat{S}^* and the other sentences in D . In this case, $M(\hat{S}_t; \hat{S}^*)$ is used to guide training instead of $M(\hat{S}_t; S^*)$.

4 Redundancy-Aware Summarization

Most recent redundancy-aware extractive summarization systems use heuristics to select diverse sentences after salience scoring (Cao et al., 2015; Ren et al., 2017; Liu and Lapata, 2019). Among them, BERTSUMEXT (Liu and Lapata, 2019) is a state-of-the-art model with trigram-blocking (TRIBLK) that

reduces redundancy by filtering out sentences that have trigram overlap with previously selected ones at each time step. As we empirically show later in § 6, heuristics can be effective on some datasets, yet harmful on others, since it applies the same rule to all the documents.

In contrast, we present an adaptive learning process for redundancy-aware extractive summarization, AREDSUM, and introduce two methods, AREDSUM-SEQ and AREDSUM-CTX, extending BERTSUMEXT by either consider redundancy jointly with salience during sentence scoring or separately with an additional selection model.

4.1 Document Encoder

First, we introduce the sentence and document encoder shared by both our variations of AREDSUM, shown in Figure 1. In sentence-level encoding, a [SEP] token is appended to each sentence to indicate the sentence boundaries and a [CLS] token is inserted before each sentence in the document to aggregate the information of the sentence. In addition to token and positional embeddings, as in BERTSUMEXT (Liu and Lapata, 2019), we also use interval segment embeddings E_A and E_B to distinguish sentences at odd and even positions in the document respectively. Following multiple transformer encoder layers, we represent each sentence s_i by the output representation of the [CLS] symbol preceding s_i . These symbols capture the features of the following tokens in the sentence while attending over all other tokens in the document through the transformer layers.

We further conduct document-level encoding on the sentence-level representations from the [CLS] tokens, denoted as E_{s_i} , as well as their positional embeddings, E'_i , with another stack of transformer layers. We add a document embedding E_D before the sequence of sentence embeddings to represent the whole document. Then the final representation of D and each sentence s_i can be obtained from the output of the multiple transformer layers, denoted as h_{s_i} and h_D .

4.2 AREDSUM-SEQ: Sequence Generation

Our first model, AREDSUM-SEQ, strictly considers the *order* of the target selected sentences while jointly modeling the redundancy and salience of the next sentence. It uses a transformer decoder module (Vaswani et al., 2017) to learn to select and order a sequence of sentences from the document as summary. Our model is different than standard

¹In § 4 and experiments, we use ROUGE to define $M(\cdot)$

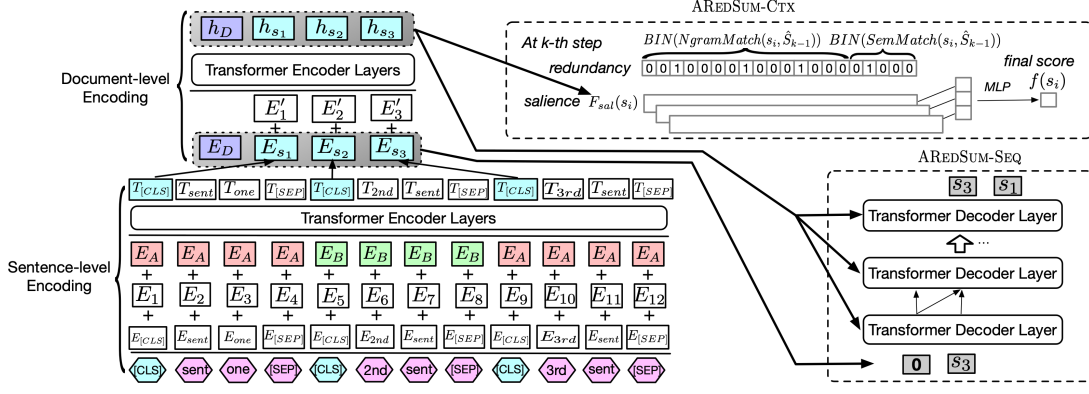


Figure 1: Overview of the proposed models AREDSUM-SEQ and AREDSUM-CTX sharing the same BERT-based encoder from BERTSUMEXT.

auto-regressive decoders, in which each decoder block takes in a sequence of tokens (word-units) as input to generate the next possible token from a pre-defined vocabulary. Instead, our decoder is a conditional model that takes a sequence of sentence representations as input and selects a sentence with the maximum gain to be included in the summary out of the rest of the sentences in the document.

Following a standard transformer encoder-decoder architecture (Vaswani et al., 2017), at each decoding step k , a current hidden state is obtained with a stack of transformer decoder layers:

$$h'_{\hat{s}_{k-1}} = \text{DEC}([E_{\hat{s}_1}, \dots, E_{\hat{s}_{k-1}}], [h_{s_1}, h_{s_2}, \dots, h_{s_L}]) \quad (2)$$

where $[h_{s_1}, h_{s_2}, \dots, h_{s_L}]$ are the output sentence representations after the document-level encoding in Figure 1 and $[E_{\hat{s}_1}, \dots, E_{\hat{s}_{k-1}}]$ are the embeddings of the so far selected sentences. $\hat{S}_{k-1} = \emptyset$ and $E_{\hat{s}_0} = \mathbf{0}$ when $k = 1$. Note that sentence embeddings that are fed to the document-level transformer encoders, i.e., E_{s_1}, \dots, E_{s_L} , are used to represent the sentences in the target decoding space. Then, a two-layer MLP is used to score a candidate sentence s_i given the hidden state $h'_{\hat{s}_{k-1}}$:

$$o_l(s_i) = W_{2s} \tanh(W_{1s}[h'_{\hat{s}_{k-1}}; E_{s_i}]) \quad (3)$$

where W_{2s} and W_{1s} are the weights of the MLP (we omit the bias parameters for simplicity), and $[\cdot]$ denotes vector concatenation. In case the salience of s_i is not sufficiently captured in $o_l(s_i)$, we calculate a matching score $o_g(s_i)$ between s_i and the global context D , regardless of which sentences are selected previously²:

$$o_g(s_i) = \tanh(h_D W_{ds} h_{s_i}) \quad (4)$$

²Emphasizing salience with o_g enhances the performance.

where W_{ds} is matrix for bilinear matching; h_D and h_{s_i} are the embeddings of the document D and sentence s_i output by the document-level encoder. The final score is the linear combination of o_l and o_g using the weight W_o :

$$o(s_i) = W_o(o_l(s_i) + o_g(s_i)) \quad (5)$$

The probability of any sentence s_i being selected at the k -th step is the softmax of $o(s_i)$ over the remaining candidate sentences s_j in D :

$$P(\hat{s}_k = s_i | \hat{S}_{k-1}) = \frac{\exp(o(s_i))}{\sum_{s_j \in D \setminus \hat{S}_{k-1}} \exp(o(s_j))} \quad (6)$$

Following NEUSUM (Zhou et al., 2018), we train AREDSUM-SEQ to optimize for the *relative* ROUGE-F1 gain of each sentence with respect to so-far selected sentences \hat{S}_{k-1} .

$$g(s_i) = M(\{s_i\} \cup \hat{S}_{k-1}; S^*) - M(\hat{S}_{k-1}; S^*) \quad (7)$$

where $M(\{s_i\} \cup \hat{S}_{k-1}; S^*)$ and $M(\hat{S}_{k-1}; S^*)$ measure the ROUGE-F1 between the golden summary S^* and the so-far selected sentences \hat{S}_{k-1} with and without the candidate s_i respectively. We rescale the gain $g(s_i)$ to $[0, 1]$ in case of negative values using a min-max normalization and get \tilde{g} . Then we use a softmax function with a temperature τ on the rescaled gain to produce a target distribution:

$$Q(s_i) = \frac{\exp(\tau \tilde{g}(s_i))}{\sum_{s_j \in D \setminus \hat{S}_{k-1}} \exp(\tau \tilde{g}(s_j))} \quad (8)$$

The final training objective is to minimize the KL divergence between the probability distribution of sentence scores (Eq. 6) and their relative rouge gain (Eq. 8), i.e., $KL(P(\cdot) || Q(\cdot))$. This objective can be considered as a listwise ranking loss (Ai et al.,

2018) that maximizes the probability of the target sentence while pushing down the probabilities of the other sentences. In this way, AREDSUM-SEQ combined the sentence scoring and selection in the same decoder framework and the redundancy is implicitly captured by optimizing the ROUGE gain.

4.3 AREDSUM-CTX: Context-aware Sentence Ranker

We introduce a second model, AREDSUM-CTX, a context-aware ranker that scores salience first and then selects a sentence according to both its salience and redundancy adhering to the previously extracted sentences as context, as shown in Figure 1. In AREDSUM-CTX, we use a two-step process for scoring and selecting sentences for learning to construct a summary: In the *salience ranking* step, we focus on learning the salience of the sentences, while in the *ranking for sentence selection* step, we represent the redundancy explicitly via surface features and use a ranker to decide to promote or demote sentences based on their scores given the joint degree of their salience and redundancy.

Salience Ranking. By assuming that the sentence salience is independent of the previously selected sentences, we design the salience ranking of AREDSUM-CTX as a single step process rather than an iterative one. We measure the probability of a sentence to be included in \hat{S}^* using a scoring function F_{sal} based on the bilinear matching between h_D and h_{s_i} , the transformer output after the document-level encoding, same as in Eq. 4.

$$F_{\text{sal}}(s_i) = \frac{\exp h_D W_{ds} h_{s_i}}{\sum_{j=1}^{j=L} \exp h_D W_{ds} h_{s_j}} \quad (9)$$

The learning objective is to maximize the log likelihood of the summary sentences in the training data:

$$\mathcal{L} = \sum_{s_i \in \hat{S}^*} \log F_{\text{sal}}(s_i) \quad (10)$$

Redundancy Features. In the selection step, we represent redundancy explicitly to let the model focus on learning how to balance salience and redundancy. We extract ngram-matching and semantic-matching features at each k -th step to indicate the redundancy of a candidate sentence s_i given the so-far selected sentences, i.e., \hat{S}_{k-1} . The ngram-matching feature $f_{n\text{-gram}}$ is computed as:

$$f_{n\text{-gram}} = \frac{|n\text{-gram}(\hat{S}_{k-1}) \cap n\text{-gram}(s_i)|}{n\text{-gram}(s_i)} \quad (11)$$

where $n\text{-gram}(x)$ is the set of n contiguous words in x . We collect $f_{n\text{-gram}}$ for $n = \{1, 2, 3\}$. We also compute the semantic-matching feature f_{sem} :

$$f_{\text{sem}} = \max_{\hat{s}_j \in \hat{S}_{k-1}} \cos(h_{s_i}, h_{\hat{s}_j}) \quad (12)$$

Since most cosine values between output embeddings from the transformer layers fall in a small range near to 1, we apply a min-max normalization on f_{sem} to enlarge the value differences and obtain an updated feature \tilde{f}_{sem} .

The impact of redundancy features on final scores is not linear. Sentences with high redundancy values should be punished more. To capture the effect of the redundancy features at different value sections, we equally divide the range of $[0, 1]$ to m bins and discretize each feature to the corresponding bin according to its value, as shown in Figure 1. In this way, we convert each feature into a one-hot vector of length m and then we concatenate them to obtain an overall redundancy feature vector $F_{\text{red}}(s_i) = [f'_{1\text{-gram}}; f'_{2\text{-gram}}; f'_{3\text{-gram}}; \tilde{f}'_{\text{sem}}]$ where f' represents the one-hot vector after binning f .

Ranker for Sentence Selection. In the sentence selection step, AREDSUM-CTX only needs to learn how to score a sentence based on its redundancy features $F_{\text{red}}(s_i)$ and its salience score $F_{\text{sal}}(s_i)$ from Eq. 9. Note that the first selected sentence is the one ranked with the largest salience score. We use a three-dimensional matrix $W_{\mathcal{F}}$ to do a bilinear matching between the redundancy features and salience score and obtain an output matching vector with dimension d . Then we apply a single-layer MLP on top to output a final score:

$$f(s_i) = W_f \tanh(F_{\text{sal}}(s_i) W_{\mathcal{F}} F_{\text{red}}(s_i)) \quad (13)$$

During training, we randomly select $1, 2, \dots, l-1$ sentences from the extracted ground-truth set \hat{S}^* as the context and let the model learn to find the next sentence that is both salient and novel, where l is the maximum number of sentences to be included in the predicted summary. The training objective is the same as in § 4.2 except that $o(s_i)$ in Eq. 6 is replaced with $f(s_i)$ in Eq. 13. In contrast to AREDSUM-SEQ where the target output is an ordered sequence, the loss of AREDSUM-CTX is not order-sensitive since the goal is always to predict the next best sentence given a set of unordered selected sentences as context.

5 Experimental Setup

5.1 Datasets

We evaluate our model on two standard extractive summarization datasets, namely CNN/DailyMail (Hermann et al., 2015) and New York Times (NYT) (Sandhaus, 2008). Please refer to Appendix A for detailed descriptions on the datasets.

CNN/DailyMail. We use the standard splits of Hermann et al. (2015) which has 287,226 documents for training, 13,368 for validation, and 11,490 for testing. Entities are *not anonymized* in our experiments as in Zhou et al. (2018); Zhang et al. (2019); Liu and Lapata (2019).

NYT50. We preprocess the corpus of New York Times following Paulus et al. (2017) and Durrett et al. (2016) to get NYT50. We split the data to training/validation/test sets according to the ratio of 0.9/0.1/0.1 in a chronological order, yielding 133,602/16,700/16,700 documents respectively.

5.2 Baselines

We compare our models to the state-of-the-art extractive summarization model BERTSUMEXT (Liu and Lapata, 2019), which uses Trigram Blocking (TRIBLK) (Paulus et al., 2017) to filter out sentences with trigram overlap with previously extracted sentences. We report the performance of BERTSUMEXT with and without TRIBLK separately to show the impact of this heuristic.

We also compare against other baselines including: LEAD3, Seq2Seq (Kedzie et al., 2018), NN-SE (Cheng and Lapata, 2016), SUMMARUNNER (Nallapati et al., 2017), NEUSUM (Zhou et al., 2018), and HiBERT (Zhang et al., 2019) along with ORACLE for upper bound on performance. NEUSUM implicitly reduces redundancy by jointly scoring and selecting sentences with a sequence generation model. SUMMARUNNER considers redundancy during the sequence labeling. The other baselines do not conduct redundancy removal. We include more introduction on the baselines in § C and the details for model training in § B of the Appendix.

6 Results and Discussion

6.1 Automatic Evaluation Results

Following earlier work (Zhou et al., 2018; Liu and Lapata, 2019), we include 3 sentences as the summaries for each system for a fair comparison. We evaluate the full-length ROUGE-F1 (Lin, 2004) of the extracted summaries and report ROUGE-1,

Table 1: Full-length ROUGE F1 evaluation (%) on the CNN/DailyMail test set. RG-1, RG-2, RG-L are short for ROUGE-1, ROUGE-2 and ROUGE-L.

Model	RG-1	RG-2	RG-L
ORACLE	52.59	31.24	48.87
ORACLE+TRIBLK	51.65	30.50	47.89
LEAD3	40.42	17.62	36.67
NN-SE	40.81	17.91	37.03
SEQ2SEQ	41.83	19.29	38.28
SUMMARUNNER	41.84	19.31	38.31
NEUSUM	41.59	19.01	37.98
HiBERT	42.37	19.95	38.83
BERTSUMEXT	42.61	19.99	39.09
BERTSUMEXT+TRIBLK	43.25	20.24	39.63
AREDSUM-SEQ	42.72	19.82	39.15
AREDSUM-CTX	43.43	20.44	39.83

ROUGE-2 and ROUGE-L which indicates the unigrams, bigrams overlap and longest common subsequence against human edited summaries.

CNN/DailyMail. Table 1 shows the performance of each summarization method on CNN/DailyMail. Results are comparable as we use the same *non-anonymized* version of CNN/DailyMail. For BERTSUMEXT-based methods, we observe that redundancy removal helps improve the ROUGE score compared to BERTSUMEXT. TRIBLK considerably improves BERTSUMEXT on all ROUGE metrics; AREDSUM-SEQ performs slightly better than BERTSUMEXT in terms of ROUGE-1 and ROUGE-L while falls behind on the ROUGE-2 score; AREDSUM-CTX outperforms the other redundancy elimination methods.³ The differences between BERTSUMEXT+TRIBLK and AREDSUM-CTX are statistically significant in student t-test with $p < 0.0001$. On 30.6% documents in the test set, the summaries output by the two systems differ. This shows that our AREDSUM-CTX can *adaptively* balance salience and diversity in the final output.

In Table 1, BERT type encoders generally perform better than other neural encoders (e.g., LSTMs). We also find that the sequence generation models, i.e., NEUSUM and our AREDSUM-SEQ, do not have clear advantage over other models regardless of their encoder network structure (i.e., BERT or other neural architectures). For instance, SUMMARUNNER and SEQ2SEQ models have the best performance among methods that are not based on BERT⁴. Our AREDSUM-SEQ perform similarly

³The salience ranker of AREDSUM-CTX alone performs similarly to BERTSUMEXT.

⁴The ROUGE scores of SUMMARUNNER are lower

Table 2: FULL-LENGTH ROUGE F1 (%) evaluation on the NYT50 test set.

Model	RG-1	RG-2	RG-L
ORACLE	56.23	37.92	49.45
ORACLE+TRIBLK	54.32	36.33	47.53
Lead3	38.20	19.29	30.49
NN-SE	41.92	22.45	33.88
SEQ2SEQ	44.45	24.72	36.20
SUMMARUNNER	44.70	24.87	36.44
BERTSUMEXT	45.46	25.53	37.17
BERTSUMEXT+TRIBLK	44.90	24.87	36.63
AREDSUM-SEQ	45.15	25.14	36.79
AREDSUM-CTX	45.54	25.52	37.22

to BERTSUMEXT. We attribute this to the fact that the target sequence in NEUSUM and AREDSUM-SEQ is order-sensitive, while the final evaluation of summarization is not. We will elaborate on this aspect in Section 6.2.

NYT50. In contrast to CNN/DailyMail, we observe that TRIBLK has harmed the performance of BERTSUMEXT on NYT50. In fact, as shown in Table 2, applying TRIBLK on ORACLE also causes reduction in ROUGE-1,2,L scores by 1.91, 1.59 and 1.92 absolute point respectively, which are much larger than those drops in CNN/DailyMail (0.94, 0.74 and 0.98). This indicates that TRIBLK filters out more sentences that have high ROUGE gain on NYT50 than CNN/DailyMail, causing more drop of ROUGE. It also shows that sentences in oracle summaries have more trigram overlap on NYT50 than CNN/DailyMail, which implies that redundancy removal on NYT50 may have limited gains and a simple unified rule (TRIBLK) applying on all the documents could harm the performance.

We also observe that AREDSUM-SEQ performs better than BERTSUMEXT+TRIBLK but worse than BERTSUMEXT. In contrast, AREDSUM-CTX achieves higher performance than BERTSUMEXT+TRIBLK and AREDSUM-SEQ by representing redundancy explicitly and controlling its effect dynamically. Since redundancy removal has limited potential gain on NYT50, the predictions of AREDSUM-CTX differ from BERTSUMEXT only in 10.1% of the test set. However, AREDSUM-CTX still performs significantly better than BERTSUMEXT in terms of ROUGE-1 in student t-test with $p < 0.0001$ and ROUGE-L with $p < 0.02$. We can conclude that AREDSUM-CTX is more ef-

than NEUSUM in Zhou et al. (2018) because the results of SUMMARUNNER are from the anonymized version CNN/DailyMail, which are not comparable with the results of NEUSUM on the *non-anonymized* version.

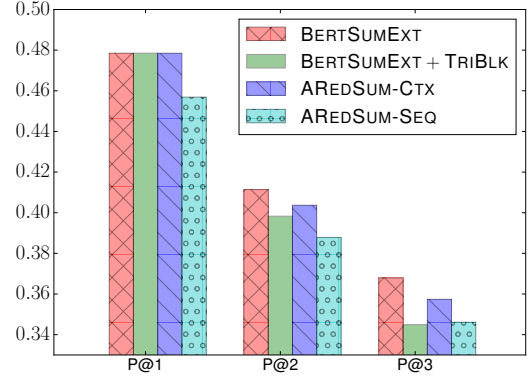


Figure 2: The precision of the extracted sentences at step k on CNN/DailyMail.

fective and robust compared to the baselines on datasets where redundancy removal has different potential gains.

6.2 Model Analysis

Precision at Each Step. Since the content of sentences with positive labels, i.e., \hat{S}^* , could vary from the original human-generated abstractive summaries S^* , models that have higher precision with respect to \hat{S}^* does not necessarily yield better ROUGE scores against S^* . Because BERTSUMEXT is optimized towards \hat{S}^* while AREDSUM-CTX and AREDSUM-SEQ aim to learn to select sentences with best ROUGE gain against S^* , they behave differently in terms of ROUGE and precision. Thus, we analyze how our model’s selection at each k -th step affects the ROUGE performance. We only present the precision on CNN/DailyMail in Figure 2 since similar trends are observed on NYT50. Note all the models except AREDSUM-SEQ have the same $P@1$ because initially the model’s selection is only based on salience. Filtering and demoting the selected sentences starts to take effect only after the second step.

As shown in the figure, BERTSUMEXT has the best $P@1$, $P@2$ and $P@3$ among all, which is reasonable since \hat{S}^* is the target which it is optimized to learn. When TRIBLK is applied, $P@2$ and $P@3$ drops a lot while the ROUGE scores are up (as in Table 1). It indicates that TRIBLK could filter out some sentences that are informative but redundant during selection, which harms precision but improves ROUGE. In contrast, $P@2$ and $P@3$ of AREDSUM-CTX is between BERTSUMEXT with and without TRIBLK. Through learning towards ROUGE gain given the previously extracted sen-

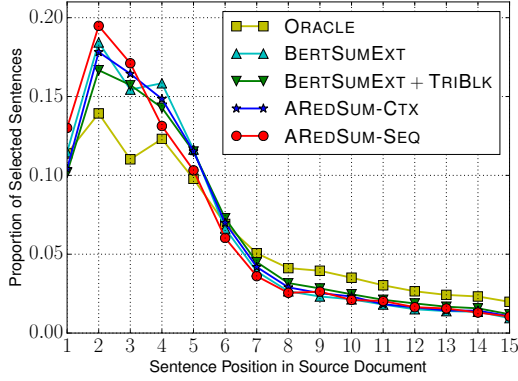


Figure 3: The proportion of extracted sentences in terms of their position in the document.

tences, AREDSUM-CTX achieves the best ROUGE scores with less harm to precision, which means that AREDSUM-CTX can better balance salience and redundancy.

AREDSUM-SEQ has a significantly lower $P@1$ than the others since its objective at the first step is to find the sentence with maximal ROUGE gain, which is only one in \hat{S}^* . At steps 2 and 3, the disadvantage of AREDSUM-SEQ becomes smaller. It has similar $P@3$ to BERTSUMEXT+TRIBLK. The generated sequence of sentences cover a decent portion of \hat{S}^* but it is still worse than the methods that do not use order-sensitive optimization objectives.

Position of Selected Sentences. Figure 3 shows the position of sentences extracted by different models and ORACLE on CNN/DailyMail. A large portion of oracle sentences are the first 5 sentences and all the models tend to extract the leading 5 sentences in the predicted summaries. The output of AREDSUM-SEQ concentrates more on the first 3 sentences, which differs from ORACLE more than the other models. With TRIBLK, BERTSUMEXT selects sentences in later positions more. The position distribution of AREDSUM-CTX is between BERTSUMEXT with and without TRIBLK, which is similar to their precision distribution in Figure 2. This indicates that AREDSUM-CTX seeks to find a smoother way to filter out sentences that are redundant but salient and these sentences tend to be at earlier positions.

6.3 Human Evaluation

We also conduct human evaluations to analyze how our best model compares against the best baseline model. On both datasets, we randomly sample 20 summaries constructed by the best baseline and our

Table 3: Average ranks of our best method and the best baseline on CNN/DailyMail and NYT50 in terms of informativeness (Info), redundancy (Rdnd) and the overall quality by human participants (the lower, the better).

CNN/DailyMail	Info	Rdnd	Overall
BERTSUMEXT + TRIBLK	1.50	1.55	1.55
AREDSUM-CTX	1.20	1.15	1.15
NYT50	Info	Rdnd	Overall
BERTSUMEXT	1.50	1.60	1.55
AREDSUM-CTX	1.35	1.00	1.35

best model from the cases where their ROUGE-2 score difference is more than 0.05 points. Following Zhou et al. (2018), we asked two graduate student volunteers to rank the summaries extracted by different models from best to worst in terms of *informativeness*, *redundancy* and the *overall* quality. We allowed ties in the analysis. Average ranks of the systems are shown in Table 3.

On CNN/DailyMail, AREDSUM-CTX ranks higher than BERTSUMEXT+TRIBLK in terms of each aspect. On NYT50, AREDSUM-CTX has a more compelling performance in terms of redundancy than informativeness. This is consistent with the fact that BERTSUMEXT only focuses on learning salience and does not deal with redundancy during sentence selection. From both automatic and human evaluation of our best model and the best baseline, we can see that removing redundancy with our models is better than redundancy removal with heuristics and no redundancy removal.

7 Conclusions

Previous redundancy-aware extractive summarization methods handle redundancy either jointly with salience during sentence scoring using neural sequence generation models or separately in a second step of sentence selection, where heuristics or model based approaches can be used. Extending a state-of-the-art extractive summarization model, we propose AREDSUM-SEQ that jointly scores and selects sentences with a sequence generation model and AREDSUM-CTX that learns to balance salience and redundancy with a separate model. Experimental results show that AREDSUM-CTX outperforms AREDSUM-SEQ and all other strong baselines, which yields that redundancy reduction helps improve summary quality and it is better to model the effect of redundancy explicitly than jointly with salience during sentence scoring.

References

- Qingyao Ai, Keping Bi, Jiafeng Guo, and W Bruce Croft. 2018. Learning a deep listwise context model for ranking refinement. In *The 41st International ACM SIGIR Conference on Research & Development in Information Retrieval*, pages 135–144. ACM.
- Ziqiang Cao, Furu Wei, Sujian Li, Wenjie Li, Ming Zhou, and Houfeng Wang. 2015. Learning summary prior representation for extractive summarization. In *Proceedings of the 53rd Annual Meeting of the Association for Computational Linguistics and the 7th International Joint Conference on Natural Language Processing (Volume 2: Short Papers)*, pages 829–833.
- Jaime G Carbonell and Jade Goldstein. 1998. The use of mmr, diversity-based reranking for reordering documents and producing summaries. In *SIGIR*, volume 98, pages 335–336.
- Jianpeng Cheng and Mirella Lapata. 2016. Neural summarization by extracting sentences and words. *arXiv preprint arXiv:1603.07252*.
- John M Conroy, Judith D Schlesinger, Jade Goldstein, and Dianne P O’leary. 2004. Left-brain/right-brain multi-document summarization. In *Proceedings of the Document Understanding Conference (DUC 2004)*.
- Jacob Devlin, Ming-Wei Chang, Kenton Lee, and Kristina Toutanova. 2018. Bert: Pre-training of deep bidirectional transformers for language understanding. *arXiv preprint arXiv:1810.04805*.
- Yue Dong, Yikang Shen, Eric Crawford, Herke van Hoof, and Jackie Chi Kit Cheung. 2018. Bandit-sum: Extractive summarization as a contextual bandit. *arXiv preprint arXiv:1809.09672*.
- Greg Durrett, Taylor Berg-Kirkpatrick, and Dan Klein. 2016. Learning-based single-document summarization with compression and anaphoricity constraints. *arXiv preprint arXiv:1603.08887*.
- Günes Erkan and Dragomir R Radev. 2004. Lexrank: Graph-based lexical centrality as salience in text summarization. *Journal of artificial intelligence research*, 22:457–479.
- Michel Galley. 2006. A skip-chain conditional random field for ranking meeting utterances by importance. In *Proceedings of the 2006 Conference on Empirical Methods in Natural Language Processing*, pages 364–372. Association for Computational Linguistics.
- Karl Moritz Hermann, Tomas Kocisky, Edward Grefenstette, Lasse Espeholt, Will Kay, Mustafa Suleyman, and Phil Blunsom. 2015. Teaching machines to read and comprehend. In *Advances in neural information processing systems*, pages 1693–1701.
- Chris Kedzie, Kathleen McKeown, and Hal Daume III. 2018. Content selection in deep learning models of summarization. *arXiv preprint arXiv:1810.12343*.
- Julian Kupiec, Jan Pedersen, and Francine Chen. 1999. A trainable document summarizer. *Advances in Automatic Summarization*, pages 55–60.
- Chin-Yew Lin. 2004. Rouge: A package for automatic evaluation of summaries. In *Text summarization branches out*, pages 74–81.
- Hui Lin and Jeff Bilmes. 2011. A class of submodular functions for document summarization. In *Proceedings of the 49th Annual Meeting of the Association for Computational Linguistics: Human Language Technologies-Volume 1*, pages 510–520. Association for Computational Linguistics.
- Tie-Yan Liu et al. 2009. Learning to rank for information retrieval. *Foundations and Trends® in Information Retrieval*, 3(3):225–331.
- Yang Liu and Mirella Lapata. 2019. Text summarization with pretrained encoders. *Proceedings of the 2019 Conference on Empirical Methods in Natural Language Processing and the 9th International Joint Conference on Natural Language Processing (EMNLP-IJCNLP)*.
- Ryan McDonald. 2007. A study of global inference algorithms in multi-document summarization. In *European Conference on Information Retrieval*, pages 557–564. Springer.
- Rada Mihalcea and Paul Tarau. 2004. TextRank: Bringing order into text. In *Proceedings of the 2004 conference on empirical methods in natural language processing*, pages 404–411.
- Ramesh Nallapati, Feifei Zhai, and Bowen Zhou. 2017. Summarunner: A recurrent neural network based sequence model for extractive summarization of documents. In *Thirty-First AAAI Conference on Artificial Intelligence*.
- Shashi Narayan, Shay B Cohen, and Mirella Lapata. 2018. Ranking sentences for extractive summarization with reinforcement learning. *arXiv preprint arXiv:1802.08636*.
- Ani Nenkova, Lucy Vanderwende, and Kathleen McKeown. 2006. A compositional context sensitive multi-document summarizer: exploring the factors that influence summarization. In *Proceedings of the 29th annual international ACM SIGIR conference on Research and development in information retrieval*, pages 573–580. ACM.
- Miles Osborne. 2002. Using maximum entropy for sentence extraction. In *Proceedings of the ACL-02 Workshop on Automatic Summarization-Volume 4*, pages 1–8. Association for Computational Linguistics.

- Romain Paulus, Caiming Xiong, and Richard Socher. 2017. A deep reinforced model for abstractive summarization. *arXiv preprint arXiv:1705.04304*.
- Pengjie Ren, Zhumin Chen, Zhaochun Ren, Furu Wei, Jun Ma, and Maarten de Rijke. 2017. Leveraging contextual sentence relations for extractive summarization using a neural attention model. In *Proceedings of the 40th International ACM SIGIR Conference on Research and Development in Information Retrieval*, pages 95–104.
- Pengjie Ren, Furu Wei, Zhumin Chen, Jun Ma, and Ming Zhou. 2016. A redundancy-aware sentence regression framework for extractive summarization. In *Proceedings of COLING 2016, the 26th International Conference on Computational Linguistics: Technical Papers*, pages 33–43, Osaka, Japan.
- Evan Sandhaus. 2008. The new york times annotated corpus. *Linguistic Data Consortium, Philadelphia*, 6(12):e26752.
- Abigail See, Peter J Liu, and Christopher D Manning. 2017. Get to the point: Summarization with pointer-generator networks. *arXiv preprint arXiv:1704.04368*.
- Ashish Vaswani, Noam Shazeer, Niki Parmar, Jakob Uszkoreit, Llion Jones, Aidan N Gomez, Łukasz Kaiser, and Illia Polosukhin. 2017. Attention is all you need. In *Advances in neural information processing systems*, pages 5998–6008.
- Xiaojun Wan and Jianwu Yang. 2006. Improved affinity graph based multi-document summarization. In *Proceedings of the human language technology conference of the NAACL, Companion volume: Short papers*, pages 181–184. Association for Computational Linguistics.
- Xingxing Zhang, Furu Wei, and Ming Zhou. 2019. [HI-BERT: Document level pre-training of hierarchical bidirectional transformers for document summarization](#). In *Proceedings of the 57th Annual Meeting of the Association for Computational Linguistics*, pages 5059–5069.
- Ming Zhong, Pengfei Liu, Danqing Wang, Xipeng Qiu, and Xuanjing Huang. 2019. Searching for effective neural extractive summarization: What works and what’s next. *arXiv preprint arXiv:1907.03491*.
- Qingyu Zhou, Nan Yang, Furu Wei, Shaohan Huang, Ming Zhou, and Tiejun Zhao. 2018. Neural document summarization by jointly learning to score and select sentences. *arXiv preprint arXiv:1807.02305*.

A Datasets

CNN/DailyMail contains news articles associated with a few bullet points as the highlight of the article. We use the standard splits of [Hermann et al. \(2015\)](#) which has 287,226 documents for training, 13,368 for validation, and 11,490 for testing. We conduct preprocessing following the same method in [Liu and Lapata \(2019\)](#). Entities are *not anonymized* in our experiments as in [Zhou et al. \(2018\)](#); [See et al. \(2017\)](#); [Zhang et al. \(2019\)](#); [Liu and Lapata \(2019\)](#). We truncate articles up to 512 tokens. To collect sentence labels for extractive summarization, we use a greedy strategy similar to ([Nallapati et al., 2017](#); [Zhang et al., 2019](#)). We label the subset of sentences that can maximize ROUGE scores against the human-generated summary as 1 (sentence to be included in the summary) and the remaining ones are labeled as 0.

NYT50 is an annotated corpus of the New York Times. Following [Paulus et al. \(2017\)](#) and [Durrett et al. \(2016\)](#), we discard marks and words such as “(s)” and “photo” at the end of the abstract and filter out the articles with summaries shorter than 50. We sort the articles in their chronological order and split the data to training/validation/test sets according to the ratio of 0.9/0.1/0.1, yielding 133,602/16,700/16,700 documents respectively. We following the same remaining steps for preprocessing and extractive label collection as the CNN/DailyMail.

B Implementation Details

Our implementation⁵ is based on PyTorch and BERTSUM([Liu and Lapata, 2019](#))⁶. We use “bert-base-uncased” version of BERT⁷ to do sentence-level encoding. We fine-tune our models using the objective functions in § 4. We set the number of document-level transformer layers to 2. The dropout rate in all layers is 0.1. We search the best value of τ in Eq. 8 in $\{10, 20, 40, 60\}$. We train our models using the Adam optimizer with $\beta_1 = 0.9$, and $\beta_2 = 0.999$ for 50,000 steps. We schedule the learning rate according to [Vaswani et al. \(2017\)](#) with initial value $2e-3$ and 10,000 warm-up steps.

We use teacher-forcing to train AREDSUM-SEQ. To learn the k -th sentence in the target sequence, we replace the first $k-1$ input sentences with other

random sentences in the document with the probability of 0.2⁸. We hypothesize that if the previously selected sentence is not always the golden (right) sentence, it can improve the robustness of the model during training. We use two transformer layers in the decoder.

For AREDSUM-CTX, we train the salience ranker with the same settings as [Liu and Lapata \(2019\)](#). To ensure the salience score of each sentence stay the same during sentence selection, all the parameters in the salience ranker are fixed when we train the ranker for selection. We select the optimum size of the bins for discretized redundancy features from $\{10, 20, 30\}$ and the output dimension d of $W_{\mathcal{F}}$ in Eq. 13 from $\{5, 10, 20, 30\}$.

C Baselines and Evaluation

NN-SE ([Cheng and Lapata, 2016](#)) and SUMMARUNNER ([Nallapati et al., 2017](#)) both formulate extractive summarization as a sequence labelling task. NN-SE uses unidirectional GRU for both the encoding and decoding processes. SUMMARUNNER encodes sentences with BiGRU and considers salience, redundancy, absolute and relative positions of sentences during scoring. Seq2Seq ([Kedzie et al., 2018](#)) conducts binary classification by encoding the sentences with a bidirectional GRU (BiGRU) and using a separate decoder BiGRU to transform each sentence as a query vector that attends to the encoder output. NEUSUM ([Zhou et al., 2018](#)) learns to jointly score and select sentences using a sequence-to-sequence model to optimize the marginal ROUGE gain and reduce redundancy implicitly. HiBERT ([Zhang et al., 2019](#)) pre-trains a hierarchical BERT for extractive summarization without dealing with redundancy.

The full-length ROUGE-F1 ([Lin, 2004](#)) scores of the extracted summaries are evaluated using the official Perl script⁹ for both CNN/DailyMail and NYT50. The results of NEUSUM and HiBERT are taken from their original papers while we obtained the rest of the results by re-running the models. Since in the previous work ([Liu and Lapata, 2019](#); [Zhang et al., 2019](#); [Paulus et al., 2017](#)) there are no consistent ways of pre-processing the NYT dataset for extractive summarization, we only report the evaluation results from the models we re-trained on this dataset in Table 2.

⁵<https://github.com/kepingbi/ARedSumSentRank>

⁶<https://github.com/nlpyang/BertSum>

⁷<https://git.io/fhbjQ>

⁸we found this number after light parameter value sweep.

⁹<https://github.com/andersjo/pyrouge/tree/master/tools/ROUGE-1.5.5>