

Spatial Matrix Completion for Spatially-Misaligned and High-Dimensional Air Pollution Data

Phuong T. Vu*

Department of Biostatistics, University of Washington
and

Adam A. Szpiro

Department of Biostatistics, University of Washington
and

Noah Simon

Department of Biostatistics, University of Washington

February 23, 2020

Abstract

In health-pollution cohort studies, accurate predictions of pollutant concentrations at new locations are needed, since the locations of fixed monitoring sites and study participants are often spatially misaligned. For multi-pollution data, principal component analysis (PCA) is often incorporated to obtain low-rank (LR) structure of the data prior to spatial prediction. Recently developed predictive PCA modifies the traditional algorithm to improve the overall predictive performance by leveraging both LR and spatial structures within the data. However, predictive PCA requires complete data or an initial imputation step. Nonparametric imputation techniques without accounting for spatial information may distort the underlying structure of the data, and thus further reduce the predictive performance. We propose a convex optimization problem inspired by the LR matrix completion framework and develop a proximal algorithm to solve it. Missing data are imputed and handled concurrently within the algorithm, which eliminates the necessity of a separate imputation step. We show that our algorithm has low computational burden and leads to reliable predictive performance as the severity of missing data increases.

Keywords: low-rank matrix completion, principal component analysis, proximal algorithm, spatial prediction

*Current affiliation: Seattle Children's Research Institute, Seattle, Washington.

1 Introduction

In multi-pollutant studies, a dataset is often represented as an $(n \times p)$ matrix \mathbf{X} , in which the concentrations of p pollutants are collected at n monitoring locations. When evaluating the associations between health outcomes and exposures to air pollution, including some or all of these pollutants in a statistical model can be problematic due to correlations and potential interactions among these components. Hence, dimension reduction is often necessary to obtain a lower-dimensional representation of the original data.

Principal component analysis (PCA) (Jolliffe, 1986) is an unsupervised technique for dimension reduction that has been used in multi-pollutant analysis (Dominici et al., 2003). PCA essentially provides a mapping of the original data \mathbf{X} to a low-rank (LR) approximation \mathbf{UV}^\top , in which $\mathbf{U} \in \mathbb{R}^{n \times q}$ and $\mathbf{V} \in \mathbb{R}^{p \times q}$ ($q < p$) are usually referred to as principal component (PC) scores and loadings. The product \mathbf{UV}^\top can be considered to be the best rank- q approximation to \mathbf{X} . One can also derive this quantity by solving $\min_{\mathbf{W}} \left\{ \frac{1}{2} \|\mathbf{X} - \mathbf{W}\|_F^2 + \lambda \|\mathbf{W}\|_0 \right\}$, for a value of λ dependent on q . Here $\|\mathbf{W}\|_0$ denotes the number of non-zero singular values of \mathbf{W} . Another approach is to replace the L0 penalty with the nuclear norm,

$$\min_{\mathbf{W}} \left\{ \frac{1}{2} \|\mathbf{X} - \mathbf{W}\|_F^2 + \lambda \|\mathbf{W}\|_* \right\}. \quad (1)$$

Here $\|\mathbf{W}\|_*$ denotes the nuclear norm of \mathbf{W} , which is equal to the sum of its singular values. When closed-form solutions exist for both problems, the L0 penalty is not convex. When some elements of \mathbf{X} are missing, extension to matrix completion with L0 norm is NP-hard, and existing algorithms would require time doubly exponential in the matrix's dimensions (Candès and Recht, 2009). With missing data, the convex relaxation of the nuclear norm allows optimization via semidefinite programming, and leads to efficient LR matrix completion (LRMC) algorithms (Cai et al., 2010; Mazumder et al., 2010). LRMC is a powerful tool to reduce dimension while being able to utilize incomplete information.

In cohort studies on health-pollutant associations, the locations of study participants with health data and the locations of fixed monitoring sites with pollutant data are often

spatially misaligned, as illustrated in Figure 1. When only a single pollutant is involved, a solution to this problem is to use a separate exposure modeling stage prior to making health inference. In this stage, a spatial prediction model is often used to estimate the unobserved exposures at the locations of interest (Künzli et al., 2005; Crouse et al., 2010; Bergen et al., 2013; Chan et al., 2015).

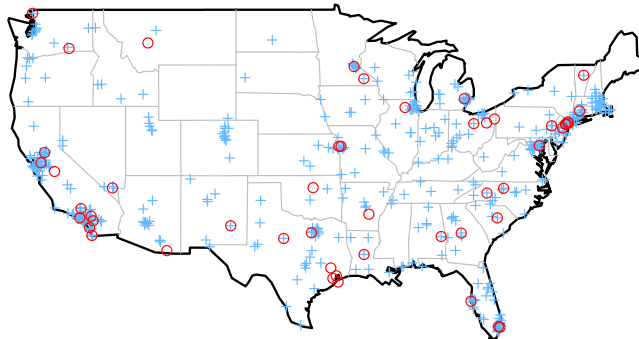


Figure 1: Illustration of spatial misalignment in health-pollutant cohort studies. The red dots represent the locations of fixed monitoring sites where pollutant data is available. The blue crosses mark the locations of study participants at which health outcome is available.

When multiple pollutants are involved, it is often more challenging as modeling many correlated pollutant surfaces can be intractable. The goal is then to leverage both the LR and spatial structures in the data at monitoring locations in order to recover unobserved data at new locations of interest. While PCA can produce a mapping from the original data to their LR structure, LRMC can take advantage of the LR structure even when the monitoring data have missing observations. While both methods cannot, by themselves, produce estimates of the pollutant concentrations at new locations, the resulted LR structure can be incorporated in a spatial prediction model. However, these methods do not take into account external geographic information and spatial correlations across neighboring locations. The lack of utilizing spatial structure in these methods may lead to poor predictive performance at new locations.

A spatially predictive PCA algorithm, PredPCA (Jandarov et al., 2017), was developed to produce LR structure embedded with spatial patterns that can be subsequently

predicted well at new locations. While capable of leveraging both the LR and spatial structures of the monitoring data, in its current form PredPCA cannot handle input data with missing observations. This motivated a probabilistic version of PredPCA, ProPrPCA (Vu et al., 2019), that can handle incomplete monitoring data. Using external covariates, the unobserved data at new locations can be estimated directly from the hierarchical model assumptions, or by incorporating the LR structure of monitoring data in a separate spatial prediction model. However, similar to PredPCA, the estimation procedure of ProPrPCA is computationally burdensome, due to a combination of multiple rank-1 approximations, numerical optimization, and likelihood-base imputations.

In this paper, our objective is to develop a practical and computationally feasible version of PCA that can (i) accommodate complex spatial missing patterns; and (ii) incorporate spatial information into the LR structure of the data, so that estimates at new locations can be easily derived. Integrating the advantageous features of PredPCA and ProPrPCA into the framework of LRMC, we formulate this as a convex optimization problem, and derive a straightforward algorithm to solve it using proximal gradient descent.

The rest of this paper is organized as follows. We review the existing framework of the LRMC algorithm in Section 2, and propose a spatial matrix completion problem, along with an elegant solution in Section 3. In Section 4, we compare the performance of our proposed method to LRMC in recovering missing entries at monitoring locations via simulations. In Section 5, we evaluate the predictive performance of our proposed method at new locations under spatial misalignment. We discuss the implications of these results, our contributions, and potential extensions in Section 6.

2 Review of low-rank matrix completion (LRMC)

2.1 Problem formulation

The optimization problem in (1) can be referred to as a LR matrix approximation, or the “fully observed” version of LRMC. When some entries of \mathbf{X} are missing, the LR structure

of \mathbf{X} can be recovered by minimizing the residuals over only the observed indices,

$$\min_{\mathbf{W}} \frac{1}{2} \left\{ \|P_{\Omega}(\mathbf{X}) - P_{\Omega}(\mathbf{W})\|_F^2 + \lambda \|\mathbf{W}\|_* \right\}, \quad (2)$$

where Ω denotes the set of observed indices in \mathbf{X} , and $[P_{\Omega}(\mathbf{X})]_{ij} = X_{ij}$ if $(i, j) \in \Omega$ and zero otherwise.

2.2 Optimization

Mazumder et al. (2010) prove that the “fully observed” problem in (1) has a closed-form solution $\hat{\mathbf{W}}$ that uses the *soft-thresholding* operator,

$$\hat{\mathbf{W}} = \tilde{\mathbf{U}} S_{\lambda}(\mathbf{D}) \tilde{\mathbf{V}}^{\top}.$$

Here $\tilde{\mathbf{U}} \mathbf{D} \tilde{\mathbf{V}}^{\top}$ is the singular value decomposition (SVD) of \mathbf{X} , with $\mathbf{D} = \text{diag}\{\sigma_1, \dots, \sigma_r\}$, with σ_i being the i -th largest singular value of \mathbf{X} , and r being the column rank of \mathbf{X} . We assume that the columns of \mathbf{X} have been properly centered. The soft-thresholding operator (Donoho et al., 1995) is defined as $S_{\lambda}(\mathbf{D}) = \text{diag}\{(\sigma_1 - \lambda)_+, \dots, (\sigma_r - \lambda)_+\}$, where $t_+ = \max(0, t)$. This result is closely related to PCA, in that, if PCA were to be applied onto \mathbf{X} , $\tilde{\mathbf{V}}$ would be returned as the loadings.

Mazumder et al. (2010) propose an algorithm that uses proximal gradient descent (Rockafellar, 1976) to solve (2), which is given below. Proof of the proximal gradient descent and the re-derivation of this LRMC algorithm are given in the Supplements. The algorithm consists of two major steps: a gradient descent update, and solving the proximal problem to (2). In particular, the gradient update is simply filling in missing entries with the corresponding entries of the current estimate. The proximal problem turns out to be exactly the LR approximation problem (1), which has a closed-form solution using soft-thresholding.

Algorithm 1: LRMC adapted from Mazumder et al. (2010)

Input \mathbf{X} , q , λ , and t_{max}

Initialize $\mathbf{W}^{(0)} = \mathbf{0}$, $t = 1$

while not converged or $t < t_{max}$ **do**

$\tilde{\mathbf{W}}^{(t)} \leftarrow P_{\Omega}(\mathbf{X}) + P_{\Omega}^{\perp}(\mathbf{W}^{(t)})$, where $P_{\Omega}^{\perp}(\mathbf{W}^{(t)}) = \mathbf{W}^{(t)} - P_{\Omega}(\mathbf{W}^{(t)})$

$\mathbf{W}^{(t+1)} \leftarrow \tilde{\mathbf{U}} S_{\lambda}(\tilde{\mathbf{D}}) \tilde{\mathbf{V}}^{\top}$, where $\tilde{\mathbf{U}} \tilde{\mathbf{D}} \tilde{\mathbf{V}}^{\top}$ is the SVD of $\tilde{\mathbf{W}}^{(t)}$

$t \leftarrow t + 1$

end while

Output $\hat{\mathbf{W}} = \mathbf{W}^{(t)}$, $\hat{\mathbf{X}} = P_{\Omega}(\mathbf{X}) + P_{\Omega}^{\perp}(\hat{\mathbf{W}})$

3 The spatial matrix completion problem

3.1 Proposed optimization problem

The LRMC algorithm is a powerful tool to recover the LR structure of the data even though only a sampling of the entries is observed. Once the missing entries are filled, the LR structure, i.e. the PC scores, can be easily obtained by projecting the imputed data $\hat{\mathbf{X}}$ onto the direction of its first q right singular vectors. However, under spatial misalignment, the ultimate goal is to produce accurate predictions at cohort locations where pollution data is unavailable. One potential approach is to employ a multi-stage procedure in these cohort studies: 1) imputation to fill in missing elements of the data matrix, 2) dimension reduction to obtain the LR structure of the data, and 3) spatial prediction to estimate these scores at locations of interest.

In the second stage with dimension reduction, ideally we would like to identify principal directions such that the resulting PC scores would retain important characteristics and spatial structure. Having these spatial patterns, the PC scores could be predicted well at new locations in the spatial prediction stage. As a result, we propose the following convex

optimization problem for the “fully-observed” scenario,

$$\min_{\mathbf{M}} \left\{ \frac{1}{2} \|\mathbf{X} - \mathbf{ZM}\|_F^2 + \lambda \|\mathbf{ZM}\|_* \right\}, \quad (3)$$

where $\mathbf{Z} \in \mathbb{R}^{n \times k}$ contains geographic covariates used in later prediction stage and thin-plate spline basis functions. The basis functions are included to capture any underlying spatial patterns that may not have been explained by other covariates.

When \mathbf{X} has missing entries, we propose the following optimization problem

$$\min_{\mathbf{M}} \frac{1}{2} \left\{ \|P_\Omega(\mathbf{X}) - P_\Omega(\mathbf{ZM})\|_F^2 + \lambda \|\mathbf{ZM}\|_* \right\}, \quad (4)$$

3.2 Optimization

First, we look at the complete data scenario with the proposed problem in (3). While \mathbf{M} is the unknown quantity of the objective function, it is important to keep in mind that we are more interested in $\hat{\mathbf{W}} = \mathbf{Z}\hat{\mathbf{M}}$ where $\hat{\mathbf{M}}$ is the optimal solution for (3). This quantity is the LR approximation of \mathbf{X} . We give the closed-form solution of $\hat{\mathbf{W}}$ in the following lemma, with the detailed proof in the Supplements.

Lemma. *If $(\mathbf{Z}^\top \mathbf{Z})^{-1}$ exists, then the approximation $\hat{\mathbf{W}} = \mathbf{Z}\hat{\mathbf{M}}$ of \mathbf{X} , where $\hat{\mathbf{M}}$ is the optimal solution for (3), has a closed-form expression, $\hat{\mathbf{W}} = \tilde{\mathbf{U}}S_\lambda(\mathbf{D})\tilde{\mathbf{V}}^\top$, where $\tilde{\mathbf{U}}\mathbf{D}\tilde{\mathbf{V}}^\top$ is SVD of $\tilde{\mathbf{X}} = \mathbf{Z}(\mathbf{Z}^\top \mathbf{Z})^{-1}\mathbf{Z}^\top \mathbf{X}$.*

When \mathbf{X} has missing entries, we prove that $\hat{\mathbf{W}} = \mathbf{Z}\hat{\mathbf{M}}$, where $\hat{\mathbf{M}}$ is the optimizer of (4), can be derived via a proximal algorithm similar to the LRMC algorithm. The steps are laid out below. Our algorithm is similar to the LRMC algorithm, with the exception for the insertion of an additional projection step involving \mathbf{Z} . The full derivation and proof are given in the Supplements. We refer to this as the **Spatial Matrix Completion (SMC)** algorithm.

Algorithm 2: Spatial matrix completion (SMC)

Input \mathbf{X} , \mathbf{Z} , q , λ , and t_{max}

Initialize $\mathbf{W}^{(0)} = \mathbf{0}$, $t = 1$

while not converged or $t < t_{max}$ **do**

$$\check{\mathbf{W}}^{(t)} \leftarrow P_{\Omega}(\mathbf{X}) + P_{\Omega}^{\perp}(\mathbf{W}^{(t)})$$

$$\tilde{\mathbf{W}}^{(t)} \leftarrow \mathbf{Z}(\mathbf{Z}^{\top}\mathbf{Z})^{-1}\mathbf{Z}^{\top}\check{\mathbf{W}}^{(t)}$$

$$\mathbf{W}^{(t+1)} \leftarrow \tilde{\mathbf{U}}S_{\lambda}(\tilde{\mathbf{D}})\tilde{\mathbf{V}}^{\top}, \text{ where } \tilde{\mathbf{U}}\tilde{\mathbf{D}}\tilde{\mathbf{V}}^{\top} \text{ is the SVD of } \tilde{\mathbf{W}}^{(t)}$$

$$t \leftarrow t + 1$$

end while

Output $\hat{\mathbf{W}} = \mathbf{W}^{(t)}$, $\hat{\mathbf{X}} = P_{\Omega}(\mathbf{X}) + P_{\Omega}^{\perp}(\hat{\mathbf{W}})$

3.3 Connection with existing methods

Another direct approach to induce spatial patterns into the PC scores was the PredPCA algorithm proposed by Jandarov et al. (2017). The PredPCA algorithm also employs the same matrix \mathbf{Z} of covariates and spline basis functions in its objective function. This algorithm uses a biconvex formulation of PCA where the PCs are estimated sequentially,

$$\min_{\boldsymbol{\alpha}, \mathbf{v}} \left\| \mathbf{X} - \left(\frac{\mathbf{Z}\boldsymbol{\alpha}}{\|\mathbf{Z}\boldsymbol{\alpha}\|_2} \right) \mathbf{v}^{\top} \right\|_F^2,$$

where $\boldsymbol{\alpha} \in \mathbb{R}^k$ and $\mathbf{v} \in \mathbb{R}^p$. Here the algorithm estimates one PC at a time. The quantity $\mathbf{Z}\boldsymbol{\alpha}/\|\mathbf{Z}\boldsymbol{\alpha}\|_2$ plays the role of the PC score, while \mathbf{v} is the loading. PredPCA directly imposes a spatial structure on the score via \mathbf{Z} . By doing so, PredPCA essentially aims to recover the best rank-1 approximation of \mathbf{X} that has spatial structure embedded within the left singular vectors. Thus the objective function of PredPCA can be rewritten as an L0 problem with spatial constraints. Heuristically, this is similar to what SMC aims to achieve. The fundamental difference is that SMC utilizes a nuclear-norm penalty, while PredPCA resembles a spatial optimization problem with an L0 penalty. When some data are missing, such reformulated version of PredPCA can potentially be solved using hard-

thresholding (Mazumder et al., 2010). However, unlike SMC, the lack of convexity means that convergence to an optimal solution and corresponding theoretical properties are not guaranteed.

In its current form, the sequential estimation and the lack of a mechanism to handle missing data are rather unsatisfying. The probabilistic version, ProPrPCA (Vu et al., 2019), provides a better alternative to PredPCA when missing data are present, as imputation and dimension reduction are handled simultaneously. However, ProPrPCA also involves a series of rank-1 approximations, and requires longer computational time overall due to numerical optimizations of spatial parameters and likelihood-based imputations for missing observations.

4 Low-rank matrix recovery in simulation studies

4.1 Setups

We first conduct two sets of simulation studies to compare the performance of LRMC and SMC in *recovering missing entries*. We generate spatially-correlated multivariate data on a dense 100×100 grid ($N = 10,000$), using the following formula

$$\mathbf{X} = (\mathbf{R}_o \mathbf{B}_o + \mathbf{R}_u \mathbf{B}_u + \mathbf{S}) \mathbf{V}^\top + \mathbf{E}.$$

Here \mathbf{R}_o and \mathbf{R}_u represent the observed and unmeasured covariates, respectively, in addition to the data of interest $\mathbf{X} \in \mathbb{R}^{N \times p}$. In practice, these covariates often include, but not limited to, Geographic Information System (GIS) variables. \mathbf{S} is a mean-zero stationary structure with exponential spatial covariance, while \mathbf{E} include independent white noises. The loadings \mathbf{V} represent the mapping from the LR q -dimensional space to the higher p -dimensional space of the data. The specific simulation parameters can be found in the Supplements. The first set is a toy simulation study with $q = 1$ and $p = 4$, while the second set of simulations has $q = 3$ and $p = 12$. We consider four scenarios defined by the presence of unmeasured covariates ($\mathbf{B}_u = \mathbf{0}$ or $\mathbf{B}_u \neq \mathbf{0}$) and spatial correlations ($\mathbf{S} = \mathbf{0}$ or $\mathbf{S} \neq \mathbf{0}$).

In each simulation, we randomly choose 400 locations, and omit data entries at random. The level of missing data completely at random (MCAR) for each feature in \mathbf{X} varies from 5% to 40%, with a 5% increment. We use LRMC and SMC to recover the missing entries and evaluate the mean squared errors (MSE) of these entries. The design matrix \mathbf{Z} used in SMC includes the observed covariates \mathbf{R}_o and thin-plate spline basis functions to capture other spatial variability.

While we focus on matrix recovery in this section, in each simulation, we also pick 100 new locations at random. Under spatial misalignment, the scientific interest lies in the data at these new locations, however, they are 100% missing. Thus accurate prediction of data at these locations using the “observed” locations is necessary. As SMC assumes a mean model for the LR structure of the data, this method is capable of producing an estimate for the data at new locations where no observation on any feature of \mathbf{X} is available, while LRMC cannot. Thus, we also evaluate the MSE of SMC at these new locations.

4.2 Results

Figure 2 shows the results of the toy simulations in which the data with four features ($p = 4$) are generated based on a rank-1 structure ($q = 1$). Overall, the mean MSE values for LRMC are always higher than those of SMC in these simulations. As the amount of missing data, mean MSE goes up for LRMC, but remains relatively the same for SMC even at MCAR level as high as 40%. It is notable that the variability of SMC results (in red) is the highest at 5% MCAR and decreases with more missing data. This is possibly due to the algorithm’s greedy attempt to use rich patterns learned within observed entries to recover a much smaller number of missing entries.

The advantage of SMC over LRMC is most apparent when there is no unmeasured covariate, i.e. $\mathbf{B}_u = \mathbf{0}$. When there is unmeasured covariates (panels B and D), the unobserved component, $\mathbf{R}_u \mathbf{B}_u \mathbf{V}^\top$, is simply part of the LR structure data, which LRMC algorithm can leverage, and thus its performance is not substantially impacted. With a large amount of unmeasured LR structure, it is possible that LRMC may outperform SMC at low level of missing data. However, even in these scenarios, the performance of SMC

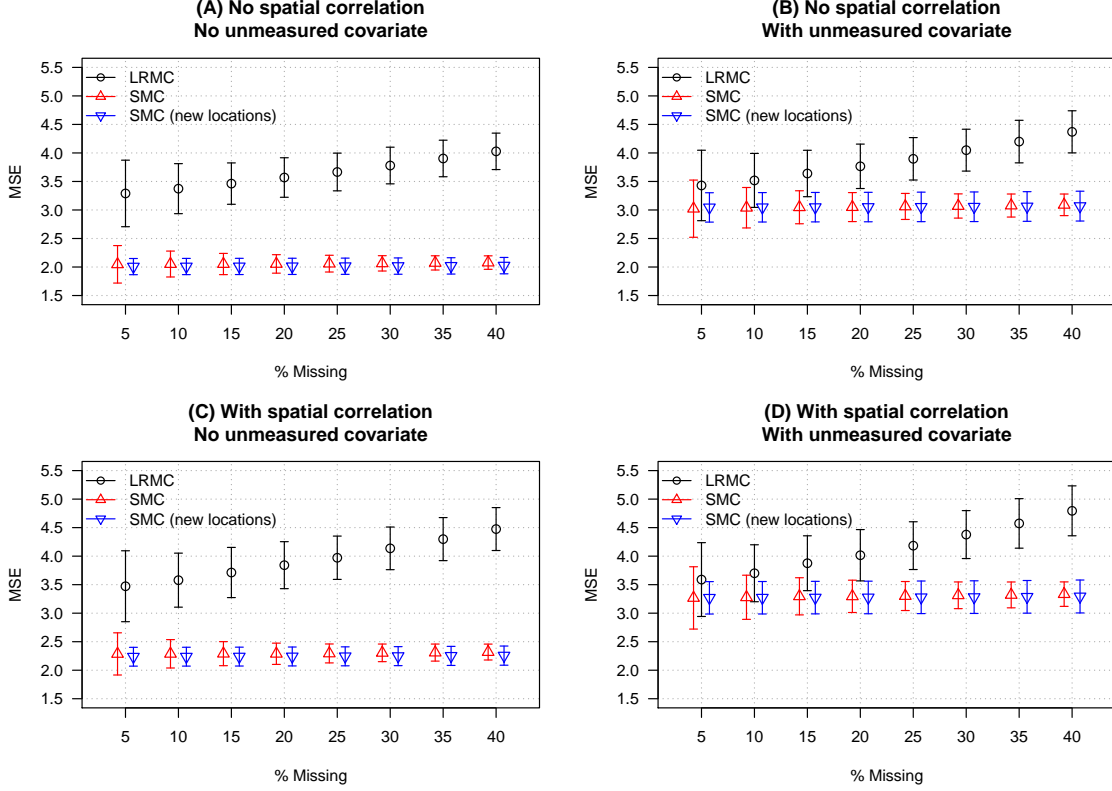


Figure 2: Mean (SD) for MSE at missing entries (LRMC in black, and SMC in red), and MSE for all entries at new locations (SMC in blue) across 1000 simulations for various level of MCAR and different data scenarios in toy simulations, where four features ($p = 4$) are generated based on a rank-1 structure ($q = 1$).

stays consistent as the amount of missing data increases.

In scenarios where there is truly no spatial correlation (panels A and B), SMC still outperforms LRMC. It is because SMC utilizes relevant covariates \mathbf{R}_o that are predictable of the simulated data. Finally, SMC is capable of giving reasonable estimates of the data at new locations with no observed feature (results in blue), which LRMC cannot. This is an important implication in the context of spatial misalignment that is commonly seen in air pollution cohort studies.

Figure 3 shows the results of the higher-dimensional simulations in which the data with 12 features ($p = 12$) are generated from an underlying structure with rank $q = 3$. We observe trends similar to the results of the toy simulations.

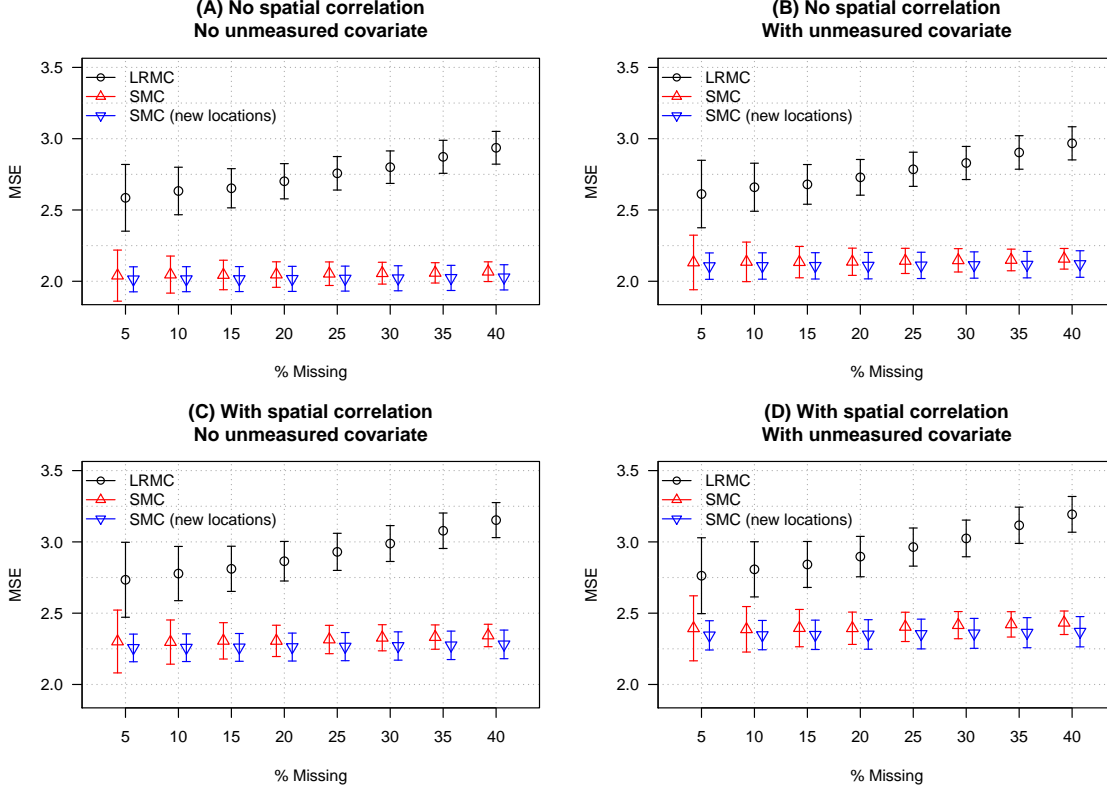


Figure 3: Mean (SD) for MSE at missing entries (LRMC in black, and SMC in red), and MSE for all entries at new locations (SMC in blue) across 1000 simulations for various level of MCAR and different data scenarios in simulations where data with 12 features ($p = 12$) are generated based on a rank-3 structure ($q = 3$)

5 Predictive performance under spatial misalignment in air pollution studies

As alluded to in Section 3.1, in cohort studies on health-pollution associations, the goal is no longer simply to recover missing data at monitoring locations, under the presence of spatially-misaligned and multi-pollutant data with missing observations. Instead, accurate predictions of the total mass and chemical profile at cohort locations, where pollution data are not observed, are often required prior to health-pollution analysis. A straightforward solution is a multi-stage approach with imputation, dimension reduction, and spatial prediction. As discussed in Section 3.3, existing methods PCA and PredPCA require complete data as input. LRMC can be used in the imputation step prior to PredPCA, however, it

does not utilize relevant covariates that are often available in environmental studies, such as GIS variables.

ProPrPCA (Vu et al., 2019) provides model-based imputation, when there is missing data, and dimension reduction simultaneously. Our proposed model SMC potentially offers an alternative solution with better computational efficiency and the derived PCs, based on the estimated loadings, being guaranteed to retain spatial structures using relevant covariates. Thus, we reproduce the simulations and data applications in Vu et al. (2019) to compare SMC directly to PCA, PredPCA, and ProPrPCA. The detailed simulations, data applications, and results are given in the Supplements.

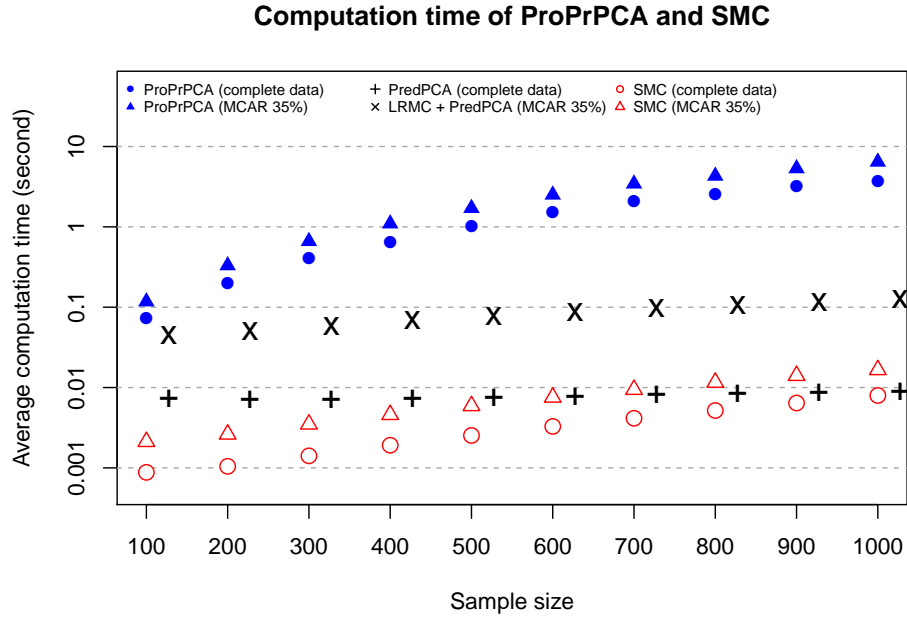


Figure 4: Computation time (average over 1,000 simulations) of ProPrPCA, PredPCA, and SMC with complete and MCAR 35% missing data by sample size. Under missing data scenarios, LRMC is applied prior to implementing PredPCA.

We find that SMC produces results that are on par with ProPrPCA in simulations with various levels of MCAR and data missing at random. Figure 4 compares the computation time between SMC, PredPCA, and ProPrPCA as the number of monitoring locations increases, for complete data and MCAR 35%. SMC is more efficient as its computation time is much smaller compared to ProPrPCA. The performance of PredPCA is stable as the

sample size increases under complete data. However, under missing data, SMC shows clear advantage over LRMC+PredPCA in both predictive ability (discussed in the Supplements) as well as computational time. PredPCA requires an additional step of imputation using LRMC, while SMC handles both imputation and dimension reduction simultaneously.

When applying to real data, results from SMC share some similarities with both ProPrPCA and PredPCA. As there is no gold standard in handling spatially misaligned multi-pollutant data, it is challenging to attribute these subtle differences across the results of these methods in practice. We no longer see the consistent similarity between ProPrPCA and SMC, as shown in simulations, for which we speculate because of unknown complex data generating and missing mechanisms. We discuss these result implications further in the Supplements.

6 Discussion

In this paper, we focus on problems arising in health-pollution cohort studies, in which multi-pollutant data are often spatially misaligned and have a large number of missing observations. The ultimate goal is to develop a dimension reduction technique that is similar to PCA but able to leverage spatial structure and external information to obtain accurate predictions at new locations of interest. The scientific motivation includes the ability to characterize the pollutant profile across locations, and to identify effect modifiers for the health-pollution associations of interest. For example, many studies on fine particulate matter ($PM_{2.5}$) have shown evidence that the associations between health outcomes and $PM_{2.5}$ total mass can be significantly modified by the $PM_{2.5}$ chemical composition (Krall et al., 2013; Zanobetti et al., 2014; Kioumourtzoglou et al., 2015; Wang et al., 2017; Keller et al., 2018).

We formulate a convex optimization problem based on the existing idea of LRMC with nuclear-norm penalization. We show that a closed-form solution exists when the original data are fully observed. In addition, we also derive a proximal algorithm to solve the problem when some elements of the data are missing. In simulations with generated spatial data, we show that SMC outperforms LRMC in recovering missing data entries.

We also illustrate how SMC can produce reliable estimates of the entire pollutant profile at new locations while LRMC simply cannot. In addition, we show the merits of SMC under spatial misalignment typically seen in air pollution cohort studies by reproducing and comparing to simulated results and data applications given in Vu et al. (2019).

A slight complication of SMC compared to other methods is that it requires the penalty parameter λ . In our current algorithm, the choice of λ is based on a small grid search to reach the desired rank q of the low-rank approximation. However, the grid search does not have a major impact on computation time, as shown in simulation results. Computation time can also be shortened using warm starts (Mazumder et al., 2010).

Under the setting of spatially misaligned and multivariate air pollution data, SMC can produce LR structure with spatial patterns and impute for missing data with considerations of external geographic and spatial information, as illustrated in Table 1. SMC is also able to estimate all PCs simultaneously, whereas the ProPrPCA model requires the PCs to be estimated sequentially. Under SMC, estimated PCs are guaranteed to be orthogonal, and thus considered to be uncorrelated, which is one of the desirable properties of PCA. It is important to note that for ProPrPCA, when data is missing, the parameter estimation and data imputation are separate. The loadings are estimated based only on the observed data. The data is then imputed with consideration of \mathbf{Z} , and projected onto the directions of the loadings to derive the PC scores. One can practically use different \mathbf{Z} matrices for the estimation and imputation procedures. This can potentially be more beneficial and more accurate, particularly when there is reasonable evidence to believe that the missing mechanism only depends on a subset of covariates and spline terms included in \mathbf{Z} . Meanwhile, imputation and dimension reduction are essentially intertwined in the SMC algorithm, and there is no flexibility in modifying information used for imputing data only. The results discussed in Section 5 show that ProPrPCA consistently produces better results, although SMC follows very closely. The SMC algorithm offers a faster, more compact and elegant alternative to ProPrPCA.

In its current form proposed by Jandarov et al. (2017), an imputation step is required prior to PredPCA. LRMC is a useful method to fill in the missing data, but it does not

Table 1: Evaluation of different approaches with imputation and dimension reduction in the setting of spatially misaligned and multivariate air pollution data with missing observations.

	LRMC + PCA	LRMC + PredPCA	ProPrPCA	SMC
Induce spatial patterns in PC scores		✓	✓	✓
Impute data with spatial consideration			✓	✓
Estimate all PCs simultaneously	✓			✓

account for spatial structure while imputing the data. Using LRMC prior to PredPCA may distort the underlying structure of the data even before dimension reduction, and thus worsen the predictive performance.

In recent literature, LRMC has been employed in various problems involving spatially correlated data. For example, LRMC is used in video denoising (Ji et al., 2010), seismic data reconstruction (Yang et al., 2013), and imaging recovery (Shin et al., 2014). Cabral et al. (2014) tackles the problem of multi-label image classification by extending LRMC with different loss functions to reflect the correct constraints of imaging data. Xie et al. (2017) develops a two-phase matrix-completion-based procedure with spatial and temporal considerations to recover corrupted weather data. These methods are intriguing and work well for the purpose of handling correlated missing data. However, none of these approaches directly impose spatial patterns into the LR structure of the data. To the best of our knowledge, no other method has utilize the LRMC framework in such a way that is relevant to spatially-misaligned multi-pollutant data.

While initially focusing on health-pollution cohort studies, our proposed framework can be applicable to other fields where spatial misalignment motivates a separate exposure model. In such cases, the design matrix \mathbf{Z} can be modified to incorporate whatever co-variates are necessary, with spline terms that represents various structures not limited to just spatial correlations. Future work includes potential extension to misaligned spatio-temporal data.

Acknowledgment

We thank the University of Washington MESA Air team for providing the data to reproduce the results shown in Vu et al. (2019). The data are available upon request by contacting the University Washington MESA Air team directly.

Dr. Szpiro received funding as part of the NIH/NIEHS grants 1R21ES024894 and 5R01ES026246. The content of this paper is solely the responsibility of the authors, and does not necessarily represent the official views of the National Institutes of Health/National Institute of Environmental Health Sciences.

Supplementary Material

The Supplements include proof of lemma, derivation of the spatial matrix completion (SMC) algorithm, setup for simulations on low-rank matrix recovery, analysis on the performance of SMC under spatial misalignment in air pollution data application. The Supplements can be provided upon email request.

References

- Bergen, S., Sheppard, L., Sampson, P. D., Kim, S.-Y., Richards, M., Vedal, S., Kaufman, J. D., and Szpiro, A. A. (2013). A national prediction model for PM_{2.5} component exposures and measurement error-corrected health effect inference. *Environmental Health Perspectives*, 121(9):1017.
- Cabral, R., De la Torre, F., Costeira, J. P., and Bernardino, A. (2014). Matrix completion for weakly-supervised multi-label image classification. *IEEE transactions on pattern analysis and machine intelligence*, 37(1):121–135.
- Cai, J.-F., Candès, E. J., and Shen, Z. (2010). A singular value thresholding algorithm for matrix completion. *SIAM Journal on Optimization*, 20(4):1956–1982.

- Candès, E. J. and Recht, B. (2009). Exact matrix completion via convex optimization. *Foundations of Computational mathematics*, 9(6):717.
- Chan, S. H., Van Hee, V. C., Bergen, S., Szpiro, A. A., DeRoo, L. A., London, S. J., Marshall, J. D., Kaufman, J. D., and Sandler, D. P. (2015). Long-term air pollution exposure and blood pressure in the Sister Study. *Environmental Health Perspectives*, 123(10):951.
- Crouse, D. L., Goldberg, M. S., Ross, N. A., Chen, H., and Labrèche, F. (2010). Postmenopausal breast cancer is associated with exposure to traffic-related air pollution in Montreal, Canada: a case-control study. *Environmental Health Perspectives*, 118(11):1578.
- Dominici, F., Sheppard, L., and Clyde, M. (2003). Health effects of air pollution: A statistical review. *International Statistical Review*, 71(2):243–276.
- Donoho, D. L., Johnstone, I. M., Kerkycharian, G., and Picard, D. (1995). Wavelet shrinkage: asymptopia? *Journal of the Royal Statistical Society: Series B (Methodological)*, 57(2):301–337.
- Jandarov, R. A., Sheppard, L. A., Sampson, P. D., and Szpiro, A. A. (2017). A novel principal component analysis for spatially misaligned multivariate air pollution data. *Journal of the Royal Statistical Society: Series C (Applied Statistics)*, 66(1):3–28.
- Ji, H., Liu, C., Shen, Z., and Xu, Y. (2010). Robust video denoising using low rank matrix completion. In *2010 IEEE Computer Society Conference on Computer Vision and Pattern Recognition*, pages 1791–1798. IEEE.
- Jolliffe, I. T. (1986). Principal component analysis and factor analysis. In *Principal component analysis*, pages 115–128. Springer.
- Keller, J. P., Larson, T. V., Austin, E., Barr, R. G., Sheppard, L., Vedal, S., Kaufman, J. D., and Szpiro, A. A. (2018). Pollutant composition modification of the effect of air pollution on progression of coronary artery calcium: The Multi-Ethnic Study of Atherosclerosis. *Environmental Epidemiology*, 2(3):e024.

- Kioumourtzoglou, M.-A., Austin, E., Koutrakis, P., Dominici, F., Schwartz, J., and Zanobetti, A. (2015). PM_{2.5} and survival among older adults: effect modification by particulate composition. *Epidemiology (Cambridge, Mass.)*, 26(3):321.
- Krall, J. R., Anderson, G. B., Dominici, F., Bell, M. L., and Peng, R. D. (2013). Short-term exposure to particulate matter constituents and mortality in a national study of US urban communities. *Environmental Health Perspectives*, 121(10):1148.
- Künzli, N., Jerrett, M., Mack, W. J., Beckerman, B., LaBree, L., Gilliland, F., Thomas, D., Peters, J., and Hodis, H. N. (2005). Ambient air pollution and atherosclerosis in Los Angeles. *Environmental Health Perspectives*, 113(2):201.
- Mazumder, R., Hastie, T., and Tibshirani, R. (2010). Spectral regularization algorithms for learning large incomplete matrices. *Journal of Machine Learning Research*, 11(Aug):2287–2322.
- Rockafellar, R. T. (1976). Monotone operators and the proximal point algorithm. *SIAM journal on control and optimization*, 14(5):877–898.
- Shin, P. J., Larson, P. E., Ohliger, M. A., Elad, M., Pauly, J. M., Vigneron, D. B., and Lustig, M. (2014). Calibrationless parallel imaging reconstruction based on structured low-rank matrix completion. *Magnetic resonance in medicine*, 72(4):959–970.
- Vu, P. T., Larson, T. V., and Szpiro, A. A. (2019). Probabilistic predictive principal component analysis for spatially-misaligned and high-dimensional air pollution data with missing observations. *Environmetrics*. <https://doi.org/10.1002/env.2614>.
- Wang, Y., Shi, L., Lee, M., Liu, P., Di, Q., Zanobetti, A., and Schwartz, J. D. (2017). Long-term exposure to PM_{2.5} and mortality among older adults in the southeastern US. *Epidemiology (Cambridge, Mass.)*, 28(2):207–214.
- Xie, K., Ning, X., Wang, X., Xie, D., Cao, J., Xie, G., and Wen, J. (2017). Recover corrupted data in sensor networks: A matrix completion solution. *IEEE Transactions on Mobile Computing*, 16(5):1434–1448.

Yang, Y., Ma, J., and Osher, S. (2013). Seismic data reconstruction via matrix completion. *Inverse Problems and Imaging*, 7(4):1379–1392.

Zanobetti, A., Austin, E., Coull, B. A., Schwartz, J., and Koutrakis, P. (2014). Health effects of multi-pollutant profiles. *Environment International*, 71:13–19.