

# Minimizing Energy Use of Mixed-Fleet Public Transit for Fixed-Route Service

Amutheezan Sivagnanam<sup>1</sup>, Afiya Ayman<sup>1</sup>, Michael Wilbur<sup>2</sup>,  
Philip Pugliese<sup>3</sup>, Abhishek Dubey<sup>2</sup>, Aron Laszka<sup>1</sup>

<sup>1</sup>University of Houston, <sup>2</sup>Vanderbilt University,  
<sup>3</sup>Chattanooga Area Regional Transportation Authority

## Abstract

Public transit can have significantly lower environmental impact than personal vehicles; however, it still uses a substantial amount of energy, causing air pollution and greenhouse gas emission. While electric vehicles (EVs) can reduce energy use, most public transit agencies have to employ them in combination with conventional, internal-combustion engine vehicles due to the high upfront costs of EVs. To make the best use of such a mixed fleet of vehicles, transit agencies need to optimize route assignments and charging schedules, which presents a challenging problem for large public transit networks. We introduce a novel problem formulation to minimize fuel and electricity use by assigning vehicles to transit trips and scheduling them for charging while serving an existing fixed-route transit schedule. We present an integer program for optimal discrete-time scheduling, and we propose polynomial-time heuristic algorithms and a genetic algorithm for finding solutions for larger networks. We evaluate our algorithms on the transit service of a mid-size U.S. city using operational data collected from public transit vehicles. Our results show that the proposed algorithms are scalable and achieve near-minimum energy use.

## 1 Introduction

28% of total energy use in the U.S. is for transportation, which results in immense environmental impact, including urban air pollution and greenhouse gas emission [EIA, 2018]. Switching from personal vehicles to public transit systems can reduce this environmental impact. However, even public transit requires a significant amount of energy; for example, bus transit services in the U.S. may be responsible for up to 54 million metric tons of CO<sub>2</sub> emission every year.

Electric vehicles (EVs) can have much lower environmental impact during operation than comparable internal combustion engine vehicles (ICEVs), especially in urban areas. Unfortunately, EVs are also much more expensive than ICEVs (typically, diesel transit buses cost less than \$500K, while electric ones cost more than \$700K, or close to around \$1M with charging infrastructure). As a result, many public

transit agencies can afford only mixed fleets of transit vehicles, which may consist of EVs, hybrids (HEVs), and ICEVs.

Transit agencies that operate such a mixed fleet of vehicles face a challenging optimization problem. First, they need to decide which vehicles are assigned to serving which transit trips. Since the advantage of EVs over ICEVs varies depending on the route and time of day (e.g., the advantage of EVs is higher in slower traffic with frequent stops, and lower on highways), the assignment can have a significant effect on energy use and, hence, environmental impact. Second, they need to schedule when to charge electric vehicles because EVs have limited battery capacity and driving range, and may need to be recharged during the day between serving transit trips. Because transit agencies often have limited charging capabilities (e.g., limited number of charging poles, or limited maximum power to avoid high peak loads on the electric grid), charging constraints can significantly increase the complexity of the assignment and scheduling problem.

**Contributions:** While an increasing number of transit agencies face these problems, there exist no practical solutions to the best of our knowledge. In this paper, we introduce a novel problem formulation and algorithms for assigning a mixed fleet of transit vehicles to trips and for scheduling the charging of electric vehicles. We develop this problem formulation in collaboration with the public transit agency of a mid-size U.S. city, which operates a fleet of EVs, HEVs, and ICEVs. To solve the problem, we introduce an integer program as well as domain specific heuristic and genetic algorithms. We evaluate these algorithms using real data collected from our partner agency (e.g., vehicle energy consumption data, transit routes and schedules) and from other sources (e.g., elevation and street maps).

Our problem formulation applies to transit agencies that have to serve fixed-route transit networks. The objective is to minimize energy consumption (i.e., fuel and electricity use), which can be used to capture minimizing operating costs and/or environmental impact with the appropriate cost factors. Our formulation considers assigning and scheduling for a single day (it may be applied to any number of consecutive days one-by-one), and permits any physically possible re-assignment during the day. Our formulation also allows capturing constraints on charging; for example, our partner agency aims to charge only one vehicle at a time to avoid demand charges from the electric utility.

**Organization:** In Section 2, we describe our model and problem formulation. In Section 3, we introduce a mixed-integer program as well as heuristic and genetic algorithms. In Section 4, we provide numerical results based on real-world data from our partner agency. In Section 5, we present a brief overview of related work. Finally, in Section 6, we summarize our findings and provide concluding remarks.

## 2 Transit Model and Problem Formulation

**Vehicles** We consider a transit agency that operates a set of *buses*  $\mathcal{V}$ . Note that we will use the terms *bus* and *vehicle* interchangeably. Each bus  $v \in \mathcal{V}$  belongs to a *vehicle model*  $M_v \in \mathcal{M}$ , where  $\mathcal{M}$  is the set of all vehicle models in operation. We divide the set of vehicle models  $\mathcal{M}$  into two disjoint subsets: liquid-fuel models  $\mathcal{M}^{\text{gas}}$  (e.g., diesel, hybrid), and electric models  $\mathcal{M}^{\text{elec}}$ . Based on discussions with our partner agency, we assume that vehicles belonging to a liquid-fuel model can operate all day without refueling. On the other hand, vehicles belonging to an electric model have limited battery capacity, which might not be enough for a whole day. For each electric vehicle model  $m \in \mathcal{M}^{\text{elec}}$ , we let  $C_m$  denote the *battery capacity* of vehicles of model  $m$ .

**Locations** Locations  $\mathcal{L}$  include bus stops, garages, and charging stations in the transit network.

**Trips** During the day, the agency has to serve a given set of *transit trips*  $\mathcal{T}$  using its buses. Based on discussions with our partner agency, we assume that all the locations and time schedules are fixed for all the trips. A bus serving trip  $t \in \mathcal{T}$  leaves from trip origin  $t^{\text{origin}} \in \mathcal{L}$  at time  $t^{\text{start}}$  and arrives to destination  $t^{\text{destination}} \in \mathcal{L}$  at time  $t^{\text{end}}$ . Between  $t^{\text{origin}}$  and  $t^{\text{destination}}$ , the bus must pass through a series of stops at fixed times; however, since we cannot re-assign a bus during a transit trip, the locations and times of these stops are inconsequential to our model. Finally, we assume that any bus may serve any trip. Note that it would be straightforward to extend our model and algorithms to consider constraints on which buses may serve a trip (e.g., based on passenger capacity).

**Charging** To charge its electric buses, the agency operates a set of *charging poles*  $\mathcal{CP}$ , which are typically located at bus garages or charging stations in practice. We let  $cp^{\text{location}} \in \mathcal{L}$  denote the location of charging pole  $cp$ .

For the sake of computational tractability, we use a discrete-time model to schedule charging, which divides time into uniform-length *time slots*  $\mathcal{S}$ . A time slot  $s \in \mathcal{S}$  begins at  $s^{\text{start}}$  and ends at  $s^{\text{end}}$ . In Section 4, we will present numerical results on the practical impact of varying the length of time slots. A charging pole  $cp \in \mathcal{CP}$  can charge  $P(cp, M_v)$  energy to one electric bus  $v$  in one time slot. We call the pair of a charging pole  $cp \in \mathcal{CP}$  and a time slot  $s \in \mathcal{S}$  a *charging slot*, and we let  $\mathcal{C} = \mathcal{CP} \times \mathcal{S}$  denote the set of charging slots.

**Non-Service Trips** Besides serving transit trips, buses may also need to drive between trips and charging poles. For example, if a bus has to serve a trip that starts from a location that is different from the destination of the previous trip, the bus first needs to drive to the origin of the next trip. An electric bus may also need to drive to a charging pole after serving a transit trip to recharge, and then drive from the pole to the

origin of the next transit trip. We will refer to these dead-head trips, which are driven outside of revenue service, as *non-service trips*. We let  $T(l_1, l_2)$  denote the non-service trip from location  $l_1 \in \mathcal{L}$  to  $l_2 \in \mathcal{L}$ , and we let  $D(l_1, l_2)$  denote the time duration of this non-service trip.

### 2.1 Solution Space

Our primary goal is to assign a bus to each transit trip. Additionally, electric buses may also need to be assigned to charging slots to prevent them from running out of power.

**Solution Representation** We represent a solution as a *set of assignments*  $\mathcal{A}$ . For each trip  $t \in \mathcal{T}$ , a solution assigns exactly one bus  $v \in \mathcal{V}$  to serve  $t$ ; this assignment is represented by the relation  $\mathcal{A}_t \rightarrow v$ . Secondly, each electric bus  $v$  must be charged when its battery state of charge drops below the safe level for operation. A solution assigns at most one electric bus  $v$  to each charging slot  $(cp, s) \in \mathcal{C}$ ; this assignment is represented by the relation  $\mathcal{A}_{(cp, s)} \rightarrow v$ . We assume that when a bus is assigned for charging, it remains at the charging pole for the entire duration of the corresponding time slot.

**Constraints** If a bus is assigned to serve an earlier transit trip  $t_1$  and a later trip  $t_2$ , then the duration of the non-service trip from  $t_1^{\text{destination}}$  to  $t_2^{\text{origin}}$  must be less than or equal to the time between  $t_1^{\text{end}}$  and  $t_2^{\text{start}}$ . Otherwise, it would not be able to serve  $t_2$  on time. We formulate this constraint as follows:

$$\forall t_1, t_2 \in \mathcal{T}, t_1^{\text{start}} \leq t_2^{\text{start}}, \mathcal{A}_{t_1} \rightarrow v, \mathcal{A}_{t_2} \rightarrow v : \\ D(t_1^{\text{destination}}, t_2^{\text{origin}}) \leq t_2^{\text{start}} \quad (1)$$

Note that if the constraint is satisfied by every pair of consecutive trips assigned to a bus, then it is also satisfied by every pair of non-consecutive assigned trips.

We need to formulate similar constraints for non-service trips to, from, and between charging slots:

$$\forall t \in \mathcal{T}, (cp, s) \in \mathcal{C}, t^{\text{start}} \leq s^{\text{start}}, \mathcal{A}_t \rightarrow v, \mathcal{A}_{(cp, s)} \rightarrow v : \\ D(t^{\text{destination}}, cp^{\text{location}}) \leq s^{\text{start}} \quad (2)$$

$$\forall (cp, s) \in \mathcal{C}, \forall t \in \mathcal{T}, s^{\text{start}} \leq t^{\text{start}}, \mathcal{A}_t \rightarrow v, \mathcal{A}_{(cp, s)} \rightarrow v : \\ D(cp^{\text{location}}, t^{\text{origin}}) \leq t^{\text{start}} \quad (3)$$

$$\forall (cp_1, s_1), (cp_2, s_2) \in \mathcal{C}, s_1^{\text{start}} \leq s_2^{\text{start}}, \mathcal{A}_{(cp_1, s_1)} \rightarrow v, \mathcal{A}_{(cp_2, s_2)} \rightarrow v : \\ D(cp_1^{\text{location}}, cp_2^{\text{location}}) \leq s_2^{\text{start}} \quad (4)$$

We also need to ensure that electric buses never run out of power. First, we let  $\mathcal{N}(\mathcal{A}, v, s)$  denote the set of all non-service trips that bus  $v$  needs to complete by the end of time slot  $s$  according to the set of assignments  $\mathcal{A}$ . In other words,  $\mathcal{N}(\mathcal{A}, v, s)$  is the set of all non-service trips to the origins of transit trips that start by  $s^{\text{end}}$  and to the locations of charging slots that start by  $s^{\text{end}}$ . Next, we let  $E(v, t)$  denote the amount of energy used by bus  $v$  to drive a transit or non-service trip  $t$ . Then, we let  $e(\mathcal{A}, v, s)$  be the amount of energy used by bus  $v$  for all trips completed by the end of time slot  $s$ :

$$e(\mathcal{A}, v, s) = \sum_{t \in \mathcal{N}(\mathcal{A}, v, s)} E(v, t) + \sum_{t \in \mathcal{T}, \mathcal{A}_t \rightarrow v, t^{\text{end}} \leq s^{\text{end}}} E(v, t) \quad (5)$$

Similarly, we let  $r(\mathcal{A}, v, s)$  be the amount of energy charged to bus  $v$  by the end of time slot  $s$ :

$$r(\mathcal{A}, v, s) = \sum_{(cp,s) \in \mathcal{C}, \mathcal{A}_{(cp,s)} \rightarrow v, \hat{s}^{\text{end}} \leq s^{\text{end}}} P(cp, M_v) \quad (6)$$

Since a bus can be charged only for complete time slots, both the minimum and maximum of the battery level will be reached at the end of a time slot. Therefore, we can express the constraint that the battery level of bus  $v$  must always remain between 0 and the battery capacity  $C_{M_v}$  as

$$\forall s \in \mathcal{S}, \forall v \in \mathcal{V} : 0 < r(\mathcal{A}, v, s) - e(\mathcal{A}, v, s) \leq C_{M_v}. \quad (7)$$

Note that we can give vehicles an initial battery charge by adding dummy charging slots before the day starts.

## 2.2 Objective

Our objective is to minimize the energy use of the vehicles. This objective can minimize both environmental impact and operating costs by imposing the appropriate cost factors on the energy use of liquid-fuel and electric vehicles. We let  $K^{\text{gas}}$  and  $K^{\text{elec}}$  denote the unit costs of energy use for liquid-fuel and electric vehicles, respectively. Then, by applying the earlier notation  $e(\mathcal{A}, v, s)$  to all vehicles, we can express our objective as

$$\min_{\mathcal{A}} \sum_{v \in \mathcal{V} : M_v \in \mathcal{M}^{\text{gas}}} K^{\text{gas}} \cdot e(\mathcal{A}, v, s_{\infty}) + \sum_{v \in \mathcal{V} : M_v \in \mathcal{M}^{\text{elec}}} K^{\text{elec}} \cdot e(\mathcal{A}, v, s_{\infty}) \quad (8)$$

where  $s_{\infty}$  denotes the last time slot of the day.

## 3 Algorithms

First, we present an integer program to find optimal solutions (Section 3.1), whose linear relaxation we will also use as a lower bound in our numerical evaluation. Since the integer program does not scale well, we will also introduce efficient heuristic (Section 3.2) and genetic algorithms (Section 3.3).

### 3.1 Integer Program

**Variables** Our integer program has five sets of variables. Three of them are binary to indicate assignments and non-service trips. First,  $a_{v,t} = 1$  (or 0) indicates that trip  $t$  is assigned to bus  $v$  (or that it is not). Second,  $a_{v,(cp,s)} = 1$  (or 0) indicates that charging slot  $(cp, s)$  is assigned to electric bus  $v$  (or not). Third,  $m_{v,x_1,x_2} = 1$  (or 0) indicates that bus  $v$  takes the non-service trip between a pair  $x_1$  and  $x_2$  of transit trips and/or charging slots (or not). Note that for requiring non-service trips (see Equations (1) to (4)), we will treat transit trips and charging slots similarly since they induce analogous constraints. There are also two sets of continuous variables. First,  $c_s^v \in [0, C_{M_v}]$  represents the amount of energy charged to electric bus  $v$  in time slot  $s$ . Second,  $e_s^v \in [0, C_{M_v}]$  represents the battery level of electric bus  $v$  at the start of time slot  $s$  (considering energy use only due to trips that have ended by that time). Due to the continuous variables, our program is actually a mixed-integer program.

**Constraints** First, we ensure that every transit trip is served by exactly one bus:

$$\forall t \in \mathcal{T} : \sum_{v \in \mathcal{V}} a_{v,t} = 1$$

Second, we ensure that each charging slot is assigned at most one electric vehicle:

$$\forall (cp, s) \in \mathcal{C} : \sum_{v \in \mathcal{V} : M_v \in \mathcal{M}^{\text{elec}}} a_{v,(cp,s)} \leq 1$$

Next, we ensure that Equations (1) to (4) are satisfied. We let  $F(x_1, x_2)$  be *true* if a pair  $x_1, x_2$  of transit trips and/or charging slots satisfies the applicable one from Equations (1) to (4); and let it be *false* otherwise. Then, we can express these constraints as follows:

$$\forall v \in \mathcal{V}, \forall x_1, x_2, \neg F(x_1, x_2) : a_{v,x_1} + a_{v,x_2} \leq 1$$

When a bus  $v$  is assigned to both  $x_1$  and  $x_2$ , but it is not assigned to any other transit trips or charging slots in between (i.e., if  $x_1$  and  $x_2$  are consecutive assignments), then bus  $v$  needs to take a non-service trip:

$$m_{v,x_1,x_2} \geq a_{v,x_1} + a_{v,x_2} - 1 - \sum_{x \in \mathcal{T} \cup \mathcal{C} : x_1^{\text{start}} \leq x^{\text{start}} \leq x_2^{\text{start}}} a_{v,x}$$

Note that if  $x_1$  and  $x_2$  have the same location, then the non-service trip will take zero time and energy.

Finally, we ensure that the battery levels of electric buses remain between zero and capacity. First, for each slot  $s$  and electric bus  $v$ , the amount of energy charged  $c_s^v$  is subject to

$$c_s^v \leq \sum_{(cp,s) \in \mathcal{C}} a_{v,(cp,s)} \cdot P(cp, M_v).$$

Then, for the  $(n+1)$ th time slot and for an electric bus  $v$ , we can express variable  $e_{s_{n+1}}^v$  as

$$e_{s_{n+1}}^v = e_{s_n}^v + c_{s_n}^v - \sum_{t \in \mathcal{T} : s_n^{\text{start}} < t^{\text{end}} \leq s_n^{\text{end}}} a_{v,t} \cdot E(v, t) - \sum_{x_1, x_2 : s_n^{\text{start}} < x_2^{\text{start}} \leq s_n^{\text{end}}} m_{v,x_1,x_2} \cdot E(v, T(x_1, x_2))$$

where  $s_n$  is the  $(n)$ th time slot. Note that since  $e_s^v \in [0, C_{M_v}]$ , this constraint ensures that Equation (7) is satisfied.

**Objective** We can express Equation (8) as minimizing

$$\sum_{v \in \mathcal{V}} K^{M_v} \left[ \sum_{t \in \mathcal{T}} a_{v,t} \cdot E(v, t) + \sum_{x_1, x_2 \in \mathcal{T} \cup \mathcal{C}} m_{v,x_1,x_2} \cdot E(v, T(x_1, x_2)) \right]$$

where  $K^{M_v}$  is  $K^{\text{elec}}$  if  $M_v \in \mathcal{M}^{\text{elec}}$  and  $K^{\text{gas}}$  otherwise.

**Complexity** The integer program contains both variables and constraints in the order of  $\mathcal{O}(|\mathcal{V}| \cdot |\mathcal{T}|^2)$ .

### 3.2 Heuristic Algorithms

Next, we introduce two polynomial-time heuristic algorithms. Due to lack of space, we will publish the pseudocode of the second in an online appendix; here, we describe its principle.

---

**Algorithm 1: FEASIBLE**( $\mathcal{A}, \mathcal{C}, v, t$ )

---

```
feasible  $\leftarrow$  True
energy_feasible  $\leftarrow$  energy_feasible( $\mathcal{A}, v, t$ )
if  $\neg$ energy_feasible then
  assign_success  $\leftarrow$  assign_charging( $\mathcal{A}, \mathcal{C}, v$ )
  if assign_success then
    energy_feasible  $\leftarrow$  energy_feasible( $\mathcal{A}, v, t$ )
    if  $\neg$ energy_feasible then
      remove_charging( $\mathcal{A}, v$ )
if energy_feasible then
  feasible  $\leftarrow$  assign_feasible( $\mathcal{A}, v, t$ )
Result: feasible
```

---

**Feasibility** Both heuristic algorithms use Algorithm 1 to ensure that buses are assigned to trips without violating Equations (1) to (4) and (7). Given an electric bus  $v$  and trip  $t$ , the algorithm first checks whether bus  $v$  would have enough energy if we extended the current assignments  $\mathcal{A}$  by assigning bus  $v$  to trip  $t$  (**energy\_feasible**( $\mathcal{A}, v, t$ )). If this would violate Equation (7), then the algorithm tries to assign bus  $v$  to the first available charging slot (**assign\_charging**( $\mathcal{A}, \mathcal{C}, v$ )), and then checks again if bus  $v$  would have enough energy to serve trip  $t$  (**energy\_feasible**( $\mathcal{A}, v, t$ )). If it would not, then the charging assignment is removed, and assigning bus  $v$  to trip  $t$  is deemed infeasible. Otherwise, the algorithm checks if assigning bus  $v$  to trip  $t$  would violate any of Equations (1) to (4) (**assign\_feasible**( $\mathcal{A}, v, t$ )). For liquid-fuel vehicles, only the last step is performed.

---

**Algorithm 2: HEURISTIC BY LOCATION**( $\mathcal{V}, \mathcal{T}, \mathcal{C}$ )

---

```
stop_pairs  $\leftarrow$  {}
for  $t \in \mathcal{T}$  do
  stop_pair  $\leftarrow$   $\{t^{\text{origin}}, t^{\text{destination}}\}$ 
   $\mathcal{T}' \leftarrow$  stop_pairs.get(stop_pair)
   $\mathcal{T}' \leftarrow \mathcal{T}' \cup \{t\}$ 
  stop_pairs  $\leftarrow$  stop_pairs  $\cup$  {stop_pair,  $\mathcal{T}'$ }
stop_pairs'  $\leftarrow$  shuffle(stop_pairs)
for stop_pair  $\in$  stop_pairs' do
   $\mathcal{T}' \leftarrow$  stop_pairs.get(stop_pair)
  for  $t \in$  sortedByTime( $\mathcal{T}'$ ) do
     $\mathcal{V}' \leftarrow$  shuffle( $\mathcal{V}$ )
    for  $v \in \mathcal{V}'$  do
      feasible  $\leftarrow$  FEASIBLE( $\mathcal{A}, \mathcal{C}, v, t$ )
      if feasible then
         $\mathcal{A} \leftarrow \mathcal{A} \cup \{v, t\}$ 
Result:  $\mathcal{A}$ 
```

---

**Heuristic by Location (Heuristic L):** The motivation of this approach is to minimize energy costs by reducing non-service trips. Algorithm 2 first groups together all trips that share an origin or destination location. Then, it iterates over the groups in a random order. For each group, it sorts the trips according to their start times, and then assigns vehicles to the trips one-by-one, always choosing a feasible vehicle at random. The time complexity of the algorithm is  $\mathcal{O}(|\mathcal{T}| \cdot \log |\mathcal{T}|)$ .

**Heuristic by Bus (Heuristic B):** The motivation of this approach is to optimize the utilization of every bus. First, the algorithm sorts all transit trips based on their start time. Then, it iterates over the buses in a random order. For each bus, it tries to assign every trip to the bus, going over the trips one-by-one. The time complexity of this approach is  $\mathcal{O}(|\mathcal{T}| \cdot \log |\mathcal{T}|)$ .

### 3.3 Genetic Algorithm

Building on the two heuristic algorithms, we introduce a genetic algorithm, which uses the heuristic algorithms for its initial population  $\mathcal{P}^0$ , but improves upon them using iterative random search. The time complexity of each iteration is  $\mathcal{O}(|\mathcal{T}| \cdot |\mathcal{P}^0| \cdot \log |\mathcal{T}|)$ .

**Initialization** The genetic algorithm starts with a fixed-size initial population  $\mathcal{P}^0$  of solutions. We generate each member of the initial population using the two heuristic approaches.

**Selection** The algorithm computes the energy cost of each solution in the current population  $\mathcal{P}^i$ , and then chooses the  $N$  lowest-cost solutions as the basis for the next generation of the population. To create the next generation, the algorithm performs mutation and crossover.

---

**Algorithm 3: MUTATION**( $\mathcal{P}^i, \mathcal{C}$ )

---

```
 $\mathcal{A} \leftarrow$  random( $\mathcal{P}^i$ )
mCount  $\leftarrow$  max(1,  $|\mathcal{A}| \cdot$  mutation_prob)
for 1  $\rightarrow$  mCount do
   $v_1, v_2 \leftarrow$  random( $\mathcal{V}$ )
   $t_1 \leftarrow$  random( $\mathcal{A}, v_1$ )
   $t_2 \leftarrow$  random( $\mathcal{A}, v_2$ )
   $\mathcal{A} \leftarrow \mathcal{A} - \{v_1, t_1\} - \{v_2, t_2\}$ 
  feasible1  $\leftarrow$  FEASIBLE( $\mathcal{A}, \mathcal{C}, v_1, t_2$ )
  feasible2  $\leftarrow$  FEASIBLE( $\mathcal{A}, \mathcal{C}, v_2, t_1$ )
  feasible  $\leftarrow$  feasible1  $\wedge$  feasible2
  if feasible then
     $\mathcal{A} \leftarrow \mathcal{A} \cup \{v_1, t_2\} \cup \{v_2, t_1\}$ 
Result:  $\mathcal{A}$ 
```

---

**Mutation (Algorithm 3)** Mutation first selects one solution  $\mathcal{A}$  at random from the basis of the next generation. Then, it selects two buses  $v_1$  and  $v_2$  at random, and selects a transit trip  $t_1$  at random from the trips assigned to  $v_1$  by  $\mathcal{A}$ , and trip  $t_2$  at random from the trips assigned to  $v_2$ . If the assignments of trips  $t_1$  and  $t_2$  can be switched between buses  $v_1$  and  $v_2$  without violating any constraints, then it switches them. The algorithm repeats from selecting two buses at random, until a desired number of mutation attempts is reached.

**Crossover (Algorithm 4)** Crossover first selects two solutions  $\mathcal{A}_1$  and  $\mathcal{A}_2$  at random from the basis of the next generation, and chooses a crossover point at random from  $(0, 1)$ , which is used to divide the day into two parts at random. Then, it splits each solution  $\mathcal{A}_i$  into two subsets of assignments based on the crossover point: assignments that belong to the first part of the day form the first subset, while assignment that belong to the second part form the second subset. Next, it merges the four parts by swapping the parts of the two solutions. Finally, it selects the two lowest-cost solutions out

---

**Algorithm 4: CROSSOVER**( $\mathcal{P}^i, \mathcal{C}$ )

---

$\mathcal{P}^c \leftarrow \emptyset$   
 $\mathcal{A}^1 \leftarrow \mathbf{random}(\mathcal{P}^i)$   
 $\mathcal{A}^2 \leftarrow \mathbf{random}(\mathcal{P}^i - \mathcal{A}^1)$   
crossover\_point  $\leftarrow \mathbf{random}(0, 1)$   
 $\mathcal{A}^{1a}, \mathcal{A}^{1b} \leftarrow \mathbf{split}(\mathcal{A}^1, \text{crossover\_point})$   
 $\mathcal{A}^{2a}, \mathcal{A}^{2b} \leftarrow \mathbf{split}(\mathcal{A}^2, \text{crossover\_point})$   
 $\mathcal{A}^{1'} \leftarrow \mathbf{merge}(\mathcal{A}^{1a}, \mathcal{A}^{2b}, \mathcal{C})$   
 $\mathcal{A}^{2'} \leftarrow \mathbf{merge}(\mathcal{A}^{2a}, \mathcal{A}^{1b}, \mathcal{C})$   
 $\mathcal{P}^c \leftarrow \mathbf{select}(\{\mathcal{A}^1, \mathcal{A}^2, \mathcal{A}^{1'}, \mathcal{A}^{2'}\}, 2)$   
**Result:**  $\mathcal{P}^c$

---

of the initial solutions and the merged solution, automatically discarding infeasible ones.

**Iteration and Termination** In each iteration, the genetic algorithm generates a new generation based on selection, mutation, and crossover. The algorithm terminates when there is no decrease in the minimum energy cost over a number of new generations, which indicates that algorithms converged.

## 4 Numerical Results

We evaluate our algorithms using real data from our partner transit agency.

### 4.1 Dataset

**Public Transit Schedule** We obtain the schedule of the transit agency in GTFS format, which includes all trips, time schedules, bus stop locations, etc. Trips are organized into 19 bus lines (i.e., bus routes) throughout the city. For our numerical evaluation, we consider trips served during weekdays (Monday to Friday) since these are the busiest days. Each weekday, the agency must serve 1,320 trips using 3 electric buses of model BYD K9S, and 50 diesel and hybrid buses.

**Energy Use Prediction** To estimate the energy use of each transit and non-service trip, we use a neural network based prediction model that we train on high-resolution historical data. Our partner agency has installed sensors on its mixed-fleet of vehicles, and it has been collecting data continuously for over a year at 1-second intervals from 3 electric, 41 diesel, and 6 hybrid buses. This dataset includes location traces from GPS, real-time fuel and electricity use, battery charge, etc. To train our predictor, we select two months of data from 3 electric and 3 diesel vehicles. In total, we obtain around 6.6 million datapoints for electric buses and 1.1 datapoints for diesel buses (fuel data was recorded less frequently).

We augment this dataset with additional features related weather, road, and traffic conditions to improve our energy-use predictor. We incorporate hourly predictions of weather features, which are based on data collected using Dark Sky API [Sky, 2019] at 5-minute intervals. Weather features include temperature, humidity, pressure, wind speed, and precipitation. We include road-condition features based on a street-level map from OpenStreetMap. We also include road gradients, which we compute along transit routes using an elevation map that is based on high-accuracy LiDAR data

from the state government. Finally, we incorporate predictions of traffic conditions, which are based on data obtained using HERE Maps API [HERE, 2020].

In total, we use 26 different features to train a neural network model for energy prediction. We chose this model based on its accuracy after comparing it with various other regression models. Our neural network has one input, two hidden, and one output layer, all using sigmoid activation. We train a different prediction model for each vehicle model, which we then use to predict energy use for every trip.

**Non-Service Trips** Since non-service trips are not part of the transit schedule, we need to plan their routes and estimate their durations. For this, we use the Google Directions API, which we query for all 2,070 possible non-service trips (i.e., for every pair of locations in the network) for each 1-hour interval of a selected weekday from 5am to 11pm. The response to each query includes an estimated duration as well as a detailed route, which we combine with our other data sources and then feed into our energy-use predictors.

**Charging Rate and Energy Costs** Electric buses of model BYD K9S have a battery capacity of 270 kWh, and the charging poles of the agency can charge a BYD K9S model bus at the rate of 65 kW/h. We consider 3 charging poles for our numerical evaluation. Finally, based on data from the transit agency, we consider electricity cost to be \$9.602 per 100 kWh and diesel cost to be \$2.05 per gallon.

### 4.2 Results

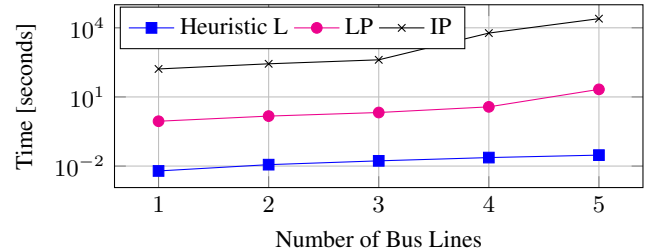


Figure 1: Computation times of various algorithms. Please note the logarithmic scale on the vertical axis.

We first study how well our algorithms scale with increasing problem sizes. To this end, we measure the computation times of our algorithms with 1 to 5 bus lines (selected from the real bus lines), and 10 selected trips for each line. For each case, we assume that the agency has 5 times as many vehicles as bus lines, and that the agency has 3 EVs regardless of the number of lines. We choose the length of time slots to be one hour. We solve the integer program (IP) and its linear relaxation using IBM CPLEX. We run all algorithms on a machine with a Xeon E5-2680 CPU, which has 28 cores, and 128 GB of RAM. Figure 1 shows the computation time for the IP, its linear relaxation (LP), and the Heuristic L algorithm. As expected, the time to solve the IP is significantly higher and increases rapidly with the number of lines. On the other hand, the heuristic algorithm is orders of magnitude faster and scales well. Note that we observe similar results for the

other heuristic and genetic algorithms; we omit these results for ease of presentation.

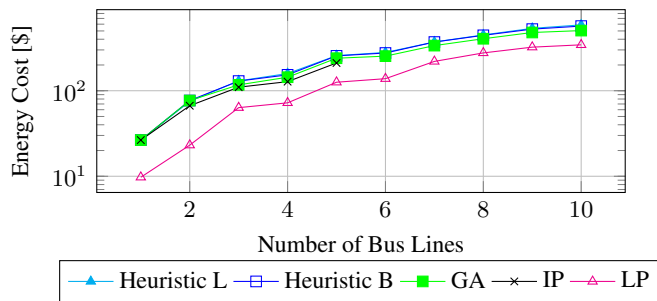


Figure 2: Energy costs for allocations using various algorithms. Please note the logarithmic scale on the vertical axis.

Next, we evaluate the performance of our algorithms with respect to solution quality, that is, energy cost. We use the exact same setting as in the previous experiment (Figure 1), except that now we increase the number of bus lines up to 10. For such larger instances, solving the IP is infeasible. Figure 2 shows that our efficient algorithms perform well: the genetic algorithm performs almost as well as the (difference remains below 10%), and the heuristic algorithms perform only slightly worse. For larger instances, the ratio between the performance of our heuristic algorithms and the LP remains stable, which suggests that our heuristic algorithms still perform close to optimal.

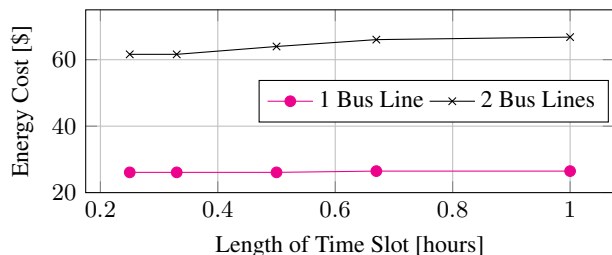


Figure 3: Energy cost using allocations found by the integer program for various time-slot lengths.

We introduced uniform-length time slots for the sake of computational tractability. Now, we study whether discretizing time has a significant impact on solution quality by comparing various time-slot lengths. Since the IP can find optimal solutions for small instances, we analyze the performance of the IP with various slot lengths for 1 or 2 lines with 10 trips for each line. Figure 3 shows that loss in solution quality is very small even with longer slots, such as 1 hour.

Finally, we compute assignments for the complete schedule of 1,320 trips with 3 electric and 50 liquid-fuel buses using heuristic and genetic algorithms. We were able to assign the full schedule using Heuristic B algorithm in around 3 minutes, resulting in total energy cost of \$4618. Meanwhile, the genetic algorithm runs for around 3 days (around 3,500 iterations) and results in energy cost of \$4,616. Since an agency might need to find a new assignment every day (e.g., because

some buses are unavailable due to maintenance), the heuristic algorithm can be a better option.

## 5 Related Work

GPS data, bus stop data, bus transaction data, traffic data and electricity consumption data have been collected to generate simulated models for energy prediction and optimization in transit networks [Wang *et al.*, 2018; Tian *et al.*, 2016; Wang *et al.*, 2017]. Several approaches have been applied in the domain of energy optimization for transit networks, such as the Markov decision processes [Wang *et al.*, 2018], neural networks [Nagesh Rao *et al.*, 2017], K-greedy algorithms [Paul and Yamada, 2014], genetic algorithms [Durango-Cohen and McKenzie, 2018], and evolutionary algorithms [Santos *et al.*, 2016]. Some works propose solutions that reduce energy costs by changing bus schedules or routes [Hassold and Ceder, 2014; Wang *et al.*, 2018], which can cause inconvenience to passengers.

However, very few research efforts have considered mixed fleets of vehicles [Santos *et al.*, 2016; Li *et al.*, 2019]. Allowing a bus to serve multiple lines instead of limiting it to a single line can reduce energy cost [Li *et al.*, 2019; Kliewer *et al.*, 2006; Kliewer *et al.*, 2008]; we also incorporate a similar approach. Trips may be grouped as origin-destination pairs and assigned to vehicles, which also reduces the energy costs [Li *et al.*, 2019]; we again explore a similar approach. Our work considers a general formulation of the problem, and we evaluate it based on real data.

To reduce electricity cost in charging stations or garages, [Jahic *et al.*, 2019] applied preemptive, quasi preemptive, and non-preemptive approaches to optimally utilize the maximum load. Since charging time occupies a reasonable portion of the routine, [Chao and Xiaohong, 2013] proposes a battery replacement technique, which reduces the complexity of scheduling with respect to charging, but it is not feasible when the number of electric buses is small, since purchasing more battery would not be cost effective. [Murphey *et al.*, 2012] presents the development of a machine learning framework for energy management optimization in an HEV, developing algorithms based on long and short term knowledge about the driving environment. For the long-term knowledge, the framework uses a neural network (NN) to model the road environment of a driving trip as a sequence of different roadway types and different traffic congestion levels. For short-term knowledge, it uses an additional NN to model the driver’s instantaneous reaction to the driving environment. Then, using the predicted values, an additional set of NNs learn to emulate the optimal energy management strategy.

## 6 Conclusion

Due to the high upfront costs of EVs, many public transit agencies are forced to operate mixed fleets of EVs, HEVs, and ICEVs. In this paper, we formulated the novel problem of minimizing operating costs and environmental impact for mixed fleets of public transit vehicles, and provided heuristic and genetic algorithms the problem. Based on real-world data, we demonstrated that these algorithms scale well for larger instances and can provide near optimal solutions.

**Acknowledgment** This material is based upon work supported by the Department of Energy, Office of Energy Efficiency and Renewable Energy (EERE), under Award Number DE-EE0008467. Disclaimer: This report was prepared as an account of work sponsored by an agency of the United States Government. Neither the United States Government nor any agency thereof, nor any of their employees, makes any warranty, express or implied, or assumes any legal liability or responsibility for the accuracy, completeness, or usefulness of any information, apparatus, product, or process disclosed, or represents that its use would not infringe privately owned rights. Reference herein to any specific commercial product, process, or service by trade name, trademark, manufacturer, or otherwise does not necessarily constitute or imply its endorsement, recommendation, or favoring by the United States Government or any agency thereof. The views and opinions of authors expressed herein do not necessarily state or reflect those of the United States Government or any agency thereof.

## References

- [Chao and Xiaohong, 2013] Zhu Chao and Chen Xiaohong. Optimizing battery electric bus transit vehicle scheduling with battery exchanging: Model and case study. *Procedia-Social and Behavioral Sciences*, 96:2725–2736, 2013.
- [Durango-Cohen and McKenzie, 2018] Pablo L Durango-Cohen and Elaine C McKenzie. Trading off costs, environmental impact, and levels of service in the optimal design of transit bus fleets. *Transportation Research Part A: Policy and Practice*, 114:354–363, 2018.
- [EIA, 2018] EIA. U.S. Energy Information Administration: Use of energy explained – energy use for transportation (2018). <https://www.eia.gov/energyexplained/use-of-energy/transportation.php>, Accessed: January 21st, 2020, 2018.
- [Hassold and Ceder, 2014] Stephan Hassold and Avishai Ceder. Improving energy efficiency of public transport bus services by using multiple vehicle types. *Transportation Research Record*, 2415(1):65–71, 2014.
- [HERE, 2020] HERE. HERE Maps API. <https://developer.here.com/>, Accessed: January 21st, 2020, 2020.
- [Jahic et al., 2019] Amra Jahic, Mina Eskander, and Detlef Schulz. Preemptive vs. non-preemptive charging schedule for large-scale electric bus depots. In *2019 IEEE PES Innovative Smart Grid Technologies Europe (ISGT-Europe)*, pages 1–5. IEEE, 2019.
- [Kliwer et al., 2006] Natalia Kliwer, Taieb Mellouli, and Leena Suhl. A time-space network based exact optimization model for multi-depot bus scheduling. *European journal of operational research*, 175(3):1616–1627, 2006.
- [Kliwer et al., 2008] Natalia Kliwer, Vitali Gintner, and Leena Suhl. Line change considerations within a time-space network based multi-depot bus scheduling model. In *Computer-aided Systems in Public Transport*, pages 57–70. Springer, 2008.
- [Li et al., 2019] Lu Li, Hong K Lo, and Feng Xiao. Mixed bus fleet scheduling under range and refueling constraints. *Transportation Research Part C: Emerging Technologies*, 104:443–462, 2019.
- [Murphey et al., 2012] Yi Lu Murphey, Jungme Park, Zhihang Chen, Ming L Kuang, M Abul Masrur, and Anthony M Phillips. Intelligent hybrid vehicle power control—part i: Machine learning of optimal vehicle power. *IEEE Transactions on Vehicular Technology*, 61(8):3519–3530, 2012.
- [Nagesh Rao et al., 2017] Subramanya P Nagesh Rao, Jubin Jacob, and Steven Wilkins. Charging cost optimization for ev buses using neural network based energy predictor. *IFAC-PapersOnLine*, 50(1):5947–5952, 2017.
- [Paul and Yamada, 2014] Topon Paul and Hisashi Yamada. Operation and charging scheduling of electric buses in a city bus route network. In *17th International IEEE Conference on Intelligent Transportation Systems (ITSC)*, pages 2780–2786. IEEE, 2014.
- [Santos et al., 2016] Diogo Santos, Zafeiris Kokkinogenis, Jorge Freire de Sousa, Deborah Perrotta, and Rosaldo JF Rossetti. Towards the integration of electric buses in conventional bus fleets. In *2016 IEEE 19th International Conference on Intelligent Transportation Systems (ITSC)*, pages 88–93. IEEE, 2016.
- [Sky, 2019] Dark Sky. API documentation. <https://darksky.net/dev/docs>, Accessed: January 21st, 2020, 2019.
- [Tian et al., 2016] Zhiyong Tian, Taeho Jung, Yi Wang, Fan Zhang, Lai Tu, Chengzhong Xu, Chen Tian, and Xiang-Yang Li. Real-time charging station recommendation system for electric-vehicle taxis. *IEEE Transactions on Intelligent Transportation Systems*, 17(11):3098–3109, 2016.
- [Wang et al., 2017] Yuan Wang, Dongxiang Zhang, Lu Hu, Yang Yang, and Loo Hay Lee. A data-driven and optimal bus scheduling model with time-dependent traffic and demand. *IEEE Transactions on Intelligent Transportation Systems*, 18(9):2443–2452, 2017.
- [Wang et al., 2018] Guang Wang, Xiaoyang Xie, Fan Zhang, Yunhuai Liu, and Desheng Zhang. bCharge: Data-driven real-time charging scheduling for large-scale electric bus fleets. In *2018 IEEE Real-Time Systems Symposium (RTSS)*, pages 45–55. IEEE, 2018.