

Rephrasing visual questions by specifying the entropy of the answer distribution

Kento Terao, Toru Tamaki,
Bisser Raytchev, Kazufumi Kaneda
Hiroshima University, Japan

Shun'ichi Satoh
National Institute of Informatics, Japan

Abstract

Visual question answering (VQA) is a task of answering a visual question that is a pair of question and image. Some visual questions are ambiguous and some are clear, and it may be appropriate to change the ambiguity of questions from situation to situation. However, this issue has not been addressed by any prior work. We propose a novel task, rephrasing the questions by controlling the ambiguity of the questions. The ambiguity of a visual question is defined by the use of the entropy of the answer distribution predicted by a VQA model. The proposed model rephrases a source question given with an image so that the rephrased question has the ambiguity (or entropy) specified by users. We propose two learning strategies to train the proposed model with the VQA v2 dataset, which has no ambiguity information. We demonstrate the advantage of our approach that can control the ambiguity of the rephrased questions, and an interesting observation that it is harder to increase than to reduce ambiguity.

1. Introduction

Visual Question Answering (VQA) is one of the most challenging tasks in computer vision [1, 2]: given a pair of question text and image (a visual question), a system is asked to answer the question. There is also a related task called Visual Question Generation (VQG), which generates questions about the given image (Figure 1). These tasks have been attracting a lot of attention in recent years because it has a large potential to impact many applications such as smart support for the visually impaired [3], providing instructions to autonomous robots [4], and intelligent interaction between humans and machines [5].

There may be two different scenarios when asking a visual question: one needs a clear question and the other requires an ambiguous question (Figure 2). The former scenario involves the case of a smart support system for visually impaired people [3] who are asking the system about the image. The context of such a visual question should be as clear as possible so that the system can provide a spe-

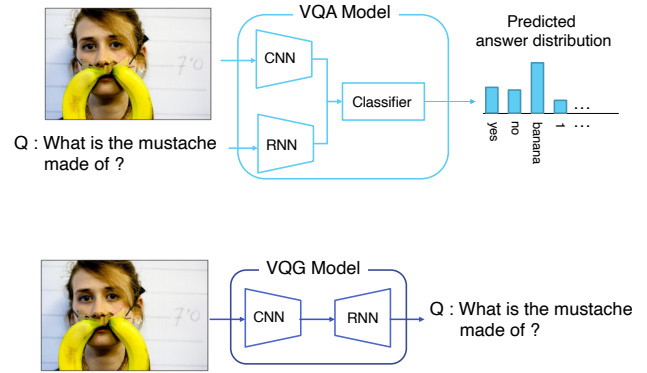


Figure 1. Two related tasks on question answering. (top) Visual Question Answering (VQA) takes a visual question (a pair of image and question text) as input and answers the question by predicting the answer distributions of multiple answer categories. (bottom) Visual Question Generation (VQG) takes an image as input and generates a question about the image.

cific answer to the question. But sometimes users' questions may be vague, and the system returns multiple answers that are equally possible. This can be a source of confusion, because the user is not certain whether the answers are correct. The latter scenario happens when you want to ask a visual question that might start a conversation or ask opinions. It is good for such visual questions to be unclear, so that different responses can be expected [6]. This kind of ambiguity is due to various factors [7], such as the subjectivity of questions (*i.e.*, asking about opinions on the image) or the difficulty of the task (*i.e.*, counting a number of objects). Such scenarios lead to the need to modify (rephrase, or control) the ambiguity of visual questions. Prior work on VQG either generates questions from answers [8] or categories of answers [9], or learns VQA and VQG simultaneously [8, 10]. However, to the best of our knowledge, no work has handled the ambiguity when generating or rephrasing questions.

In this paper, we propose a model that modifies a given visual question in such a way that the rephrased visual question has the ambiguity specified by the user (bottom of Figure 2). We define the ambiguity of a visual question with

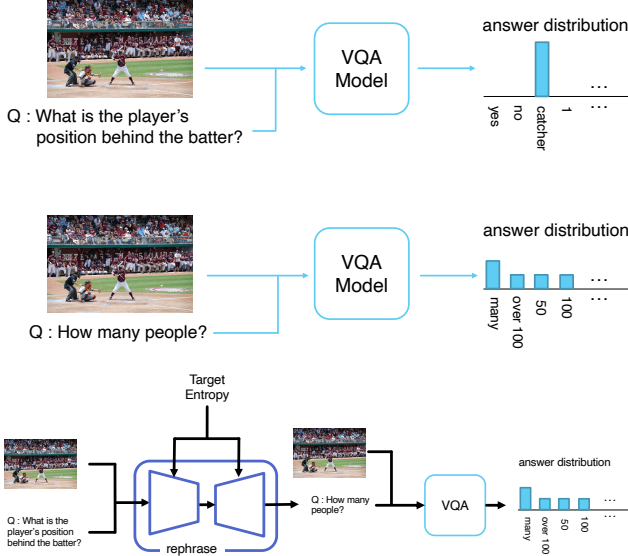


Figure 2. Two different types of questions with different degrees of ambiguity. (top) A unique answer is expected to a clear question. (middle) Multiple equally possible answers are predicted because of the question’s ambiguity. (bottom) Our model is able to rephrase one question into another with different ambiguity.

the entropy value of the answer distribution predicted by a VQA model. Let A be the set of answers, and the entropy $H(A)$ is defined by

$$H(A) = - \sum_{a \in A} P(a) \ln P(a). \quad (1)$$

In general, entropy is large when the distribution is broad, and small when it has a narrow peak. If the entropy is large, we think that the visual question is ambiguous because it results in various answers, and if the entropy is small, it is a clear visual question that provides a unique answer (or fewer possible answers). Our proposed model is closely related to a common VQG model that takes an input image I and generates a question text Q_G . The difference is that our model also takes a *source question* Q_S and a *target entropy* value E_T as input. The question Q_G generated by our model is then fed into a VQA model to predict an answer distribution, from which the entropy E_G is computed. The proposed model learns to minimize the error between the specified target entropy E_T and the entropy E_G (as shown in Figure 3). In addition, the loss between the generated question Q_G and a target question Q_T , which is used as a reference text, is also minimized in order to impose restrictions on the generated question to be similar to questions in the dataset. We also propose two learning strategies to train our model. Our task is novel and hence there are no datasets for this task so far, therefore we utilize an existing VQA dataset, the VQA v2 [11], to train our rephrasing model.

2. Related Work

2.1. VQG

Our work is closely related to VQG, which is proposed by Mostafazadeh *et al.* [6]. VQG can be done by using image captioning models, however there is a gap from questions generated by humans even if the evaluation score (such as BLEU) is high. Therefore by focusing on the fact that humans use words related to abstract concepts when asking questions, they proposed the VQG task and created a VQG dataset containing more abstract words than image captioning datasets. Their objective is to generate a natural question to help start a conversation about a given image. This is similar to generating a more ambiguous question with higher entropy, but their model is not able to control the question ambiguity.

Other works tried to generate multiple different questions. Zhang *et al.* [12] proposed a model that can generate visually grounded questions with diverse types for a single image. In this model, not only images but also captions generated by a dense captioning model are used as input. This model can generate multiple types of questions that refer to different image regions described by dense captioning. Fan *et al.* [13] used a conditional variational autoencoder to generate multiple questions from each question type and a given image. They use two score functions that take into account probabilities of generating the target question and the question type, and generate top k questions. Krishna *et al.* [9] built a model that maximizes mutual information between the image, the expected answer, and the generated question, based on the observation that VQG should be a task aimed at extracting concepts of a particular category from images. They used a variational autoencoder with two latent spaces; one is between the image and the expected answer, and the other is between the image and the answer category. Questions can be generated by specifying the answer category. These works can generate diverse questions about the image, but the ambiguity of the generated questions has not been taken into account.

2.2. Joint learning of VQG and VQA

Some works use VQG for improving VQA performance. Li *et al.* [10] proposed a model that simultaneously learns VQA and VQG, and showed that the joint learning based on the MUTAN [14] model improves the performance of VQA. Shah *et al.* [8] proposed a framework that uses the cycle consistency between VQA and VQG models to make VQA more robust to linguistic variations in visual questions. In this framework, VQG generates a visual question based on the answer predicted by VQA, and VQA predicts the answer to the generated question again.

Our work also uses VQA and VQG as components of the proposed model, however our goal is not to improve the

performance of VQA, instead we use VQA to evaluate the entropy of rephrased questions as a proxy of ambiguity.

2.3. Paraphrasing

Our question rephrasing is also similar to paraphrasing, which expresses the same meaning in different phrases. Liu *et al.* [15] proposed to modify (or paraphrase) a generated caption text so that modified captions have more diverse expressions like in human-provided captions. They used a score function to evaluate the syntactic complexity to select more descriptive caption candidates. However the syntax of question texts does not reflect the ambiguity of visual questions.

3. Proposed model

The proposed model is shown in Figure 3 (left). Given source visual question Q_S , image I , and target entropy E_T , the rephrase model outputs generated (or rephrased) question Q_G whose entropy E_G is close to E_T . Entropy E_G is calculated from the predicted answer distribution of a pre-trained VQA model, which is frozen during the training of the the rephrasing model.

3.1. Model Details

The rephrase model has an encoder-decoder structure (Figure 3 (right)).

3.1.1 Encoder

Unlike VQG models which only take an image as input, our rephrase encoder takes image I , source question Q_S , and target entropy E_T as input. A pre-trained ResNet152 [16] is used to extract image features from I , and an LSTM is used for extracting text information from the source question Q_S . Target entropy E_T , which is a scalar, is also used as input to specify the desired ambiguity of the rephrased question. These are concatenated and passed to a linear layer.

Furthermore, we use a pre-trained VQA model inside the encoder to modify the image features. This is because we want the model to rephrase the source question, rather than generating an unrelated new text. To this end, we utilize the attention that the VQA model is used. VQA with attention mechanisms is known to work well [17] because it is an important key to correctly answer to the question by knowing which part of the image is relevant. Therefore the VQA attention is expected to encode the part used in the source question. By attending to that part and emphasizing the image features with it, the hidden feature passed from the encoder to the decoder is expected to retain information about where is the important part in the image relevant for the source question.

3.1.2 Decoder

The decoder receives the output of the encoder with the attention information, and is expected to generate a question that is similar to the source question in terms of the attention, which is what we want to achieve, that is, rephrasing. The decoder also takes target entropy E_T , as in the encoder, to enforce again the model to take the target entropy into account. These are concatenated and passed to a linear layer, followed by an LSTM to generate a rephrased question, which is represented by a word sequence Q_{G0}, \dots, Q_{Gn} .

3.1.3 Entropy computation by VQA

The rephrase model with the encoder-decoder architecture is enough for rephrasing source questions, but we need to check if the rephrased question has the ambiguity specified by target entropy. Therefore we add the VQA model, which is same as the one used in the encoder.

The rephrased (generated by the decoder) question Q_G and the same image I are then passed to the VQA model for predicting the answer distribution. Entropy E_G is computed from this answer distribution, and expected to express the ambiguity of Q_G .

3.2. Training

There is no dataset for this task, and it is difficult to collect such datasets because the ambiguity of questions is subjective and hard to define. Instead, we propose to use an existing VQA dataset with the following protocol.

3.2.1 Losses

We use two losses. One is an entropy loss L_{Ent} , which is the error between the entropy E_G of the generated question and the target entropy E_T ;

$$L_{\text{Ent}} = (E_T - E_G)^2. \quad (2)$$

This forces the model to generate questions with the specified target entropy value.

The other loss is a VQG loss L_{VQG} [8, 9], which is the sum of the negative log likelihood over the generated word sequence Q_{G0}, \dots, Q_{Gn} , given the reference (target) word sequence Q_{T0}, \dots, Q_{Tn} as follows:

$$L_{\text{VQG}} = -\frac{1}{n} \sum_{i=1}^n \log p(Q_{Gi} | Q_{Ti}). \quad (3)$$

Putting them together, the final loss for our model is $L = L_{\text{VQG}} + \lambda L_{\text{Ent}}$, where λ is a hyper parameter.

3.2.2 Learning strategies

We introduce two different learning strategies: (1) noise and (2) sampling.

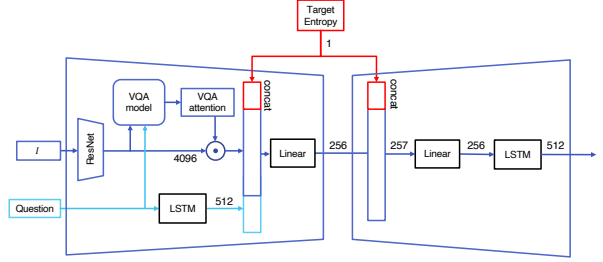
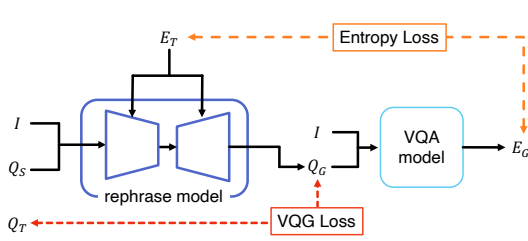


Figure 3. (Left) Overview of the proposed model. Q_s, Q_t, Q_g are source, target, and generated questions. E_s, E_t, E_g are entropy values of predicted answer distributions by the VQA model to questions Q_s, Q_t, Q_g , respectively. I is the image. (Right) Details of the encoder and decoder.

Setting 1: Noise We use the source question Q_S as the target question Q_T . Let E_S be the source entropy, that is, the entropy value computed from the answer distribution of the VQA model with the image I and the source question Q_S . The target entropy E_T is defined by

$$E_T = E_S + \epsilon, \epsilon \sim U(-1, 1) \quad (4)$$

where noise ϵ is subject to a uniform noise $U(-1, 1)$ between -1 and $+1$.

The motivation for this setting is to enforce the model to generate a question Q_G similar to the source question Q_S (via the VQG loss), but having different entropy value (via the entropy loss). Therefore the model is expected to behave like a rephraser.

Setting 2: Sampling Many VQA datasets have a set of multiple questions Q_I for the same image I . Therefore, we use one of the different questions that belong to the same image I to which the source question Q_S belongs. The target question Q_T is randomly sampled from Q_I , excluding Q_S , that is,

$$Q_T \sim Q_I / Q_S. \quad (5)$$

Target entropy E_T is computed by using Q_T with the VQA model.

In this setting the generated question Q_G may not be a rephrased version of the source question Q_S because the sampled target question Q_T might not be asking similar concept with Q_S . However the entropy E_G is expected to be similar to the specified target entropy E_T , because E_T is computed from the actual question sentence Q_T . In contrast, the noise setting uses the same question for Q_S and Q_T but asks the model to change the entropy, which might confuse the model.

We compare these two settings in the experiments.

4. Experiments

4.1. Datasets and setting

We use VQA v2 [11], a standard benchmark dataset for VQA and used in annual challenges since 2016¹. It consists of training, validation, and test sets. To train the proposed model, we use the training set (82,783 images, 443,757 questions, and 4,437,570 answers). We use the validation set (40,504 images, 214,354 questions, and 2,143,540 answers) for rephrasing visual questions and analysis.

We use Pythia v0.1 [18, 19] as a pre-trained VQA model for the encoder and for entropy computation. As in prior work [17, 20–22], 3129 answers in the training set that occur at least 8 times are chosen as candidates, which results in a multi-class problem predicting answer distributions of 3129 dimension.

4.1.1 Implementation Details

The LSTMs used in the encoder and decoder have one layer with hidden size of 512. The batch size was 64 and the maximum iterations were set to 44000. Adam with a learning rate of 0.0005 was used for the optimization. To back-propagate the losses over the generated questions, we used the Gumbel-Softmax trick [23] with a temperature parameter $\tau = 0.01$.

4.1.2 Evaluation metrics

We use the error between the target entropy E_T and the generated entropy E_G in order to evaluate whether the proposed model generates a question with the specified ambiguity.

In addition, we use standard similarity metrics (BLEU-4, CIDEr, METEOR, ROUGE-L [24]), commonly used for captioning and VQG, to evaluate the quality of the generated questions.

We also use the number of unique questions to evaluate the diversity of the generated questions.

¹<https://visualqa.org/>

Table 1. Number of questions in the VQA v2 validation set for each Δ .

Δ	E_T	# questions	Diversity
-2.0	$E_S - 2.0$	47956	23964
-1.5	$E_S - 1.5$	63875	30330
-1.0	$E_S - 1.0$	82629	36621
-0.5	$E_S - 0.5$	128235	59821
± 0.0	$E_S \pm 0.0$	214354	81565
+2.0	$E_S + 0.5$	214354	81565
+1.5	$E_S + 1.0$	214354	81565
+1.0	$E_S + 1.5$	214354	81565
+0.5	$E_S + 2.0$	214354	81565

4.1.3 Comparisons

We compare the following three different settings for each of the two learning strategies.

- **Noise/Sampling Pretrain:** The model learns only with the VQG loss without using the entropy loss. This is equivalent to setting $\lambda = 0$.
- **Noise/Sampling:** The model learns from scratch using both the VQG loss and entropy loss with an equal weight $\lambda = 1$.
- **Noise/Sampling-FT:** The model learns via fine-tuning (FT) using both the VQG loss and entropy loss with an equal weight $\lambda = 1$. The pre-training with the VQG loss only (*i.e.*, Pretrain setting) is used for a warm start.

4.2. Rephrasing

When rephrasing source questions, our model requires the target entropy E_T . For evaluating rephrasing results, we vary E_T with respect to E_S . More specifically, given a source question Q_S , we compute source entropy E_S , and then add a scalar Δ to E_S ; $E_T = E_S + \Delta$. Here Δ is varied from -2 to $+2$ by the step of 0.5 ; *i.e.*, $\Delta \in \{-2.0, -1.5, -1.0, -0.5, 0.0, +0.5, +1.0, +1.5, +2.0\}$. Note that entropy should be positive, hence we exclude questions when $E_S + \Delta < 0$. This means that there are less valid questions for large negative Δ . The number of questions and unique questions (diversity, see below) for each value of Δ is shown in Table 1.

Table 2 shows quantitative results for each value of Δ for six different situations. The column $|E_T - E_G|$ shows averages and standard deviations (stds) of errors between the specified target entropy E_T and the entropy E_G of the rephrased question. This should be small so that rephrased questions Q_G have the desired ambiguity with the specified entropy.

Columns BLUE-4, CIDEr, METEOR, and ROUGE-L are similarity scores between source and rephrased questions. Unlike captioning or VQG tasks where generated

texts should be close to those in the training set, higher scores do not mean better results in this task. This is because we rephrase (modify) the source question and generate a different question with different ambiguity, therefore these scores are not necessary high. In other words, if these scores are too high, then it means that the model doesn’t rephrase (or modify) the source question.

The column Diversity shows the number of unique questions generated by the model. The original VQA v2 validation set has at most 81565 different unique questions (the column Diversity of Table 1). The diversity score often decreases when the variety of questions generated by the model is limited (*i.e.*, the same questions are often generated).

In Noise Pretrain and Sampling Pretrain settings, the model was trained without the entropy loss and can not control the generated entropy E_G . Therefore their errors $E_T - E_G$ are consistently high. The model is trained so that the rephrased questions should be identical to the source questions, then similarity scores are quite high, particularly for Noise Pretrain.

In the Noise and Sampling setting, the model was trained from scratch without pretraining, therefore the training was not stable. Entropy errors are smaller than those of Pretrain settings, however similarity scores and diversity are extremely low. A possible reason might be that reasonable questions cannot be generated at the initial stage of learning, while the model tries to reduce the entropy loss.

In Noise-FT and Sampling-FT settings, the model was fine-tuned after the pretraining. This achieves often the smallest entropy error for each of the Δ values, and similarity and diversity scores are higher than those without pretraining.

The Noise-FT model can generate a variety of questions (high diversity), but has problems generating questions when increasing entropy (positive Δ values). On the other hand, the Sampling-FT model can control the entropy, but the variety of questions that can be generated is small (low diversity).

We further investigate how the model controls entropy errors by using box plots shown in Figure 4. The horizontal axis ($E_T - E_S$) corresponds to each Δ value in Table 2 from -2.0 to $+2.0$. The vertical axis is signed entropy difference $E_G - E_S$ while the entropy error column in Table 2 shows absolute errors $|E_T - E_G|$. Ideally, this plot should be linear with a unit slope because E_G and E_T are the same in the ideal case. We can see that Noise Pretrain is almost flat, which means the model has no control on the entropy. In contrast, Sampling Pretrain has too much large slope and it fails to control entropy too. The best-looking result is Sampling-FT; it has almost a unit slope, and $E_G - E_S$ is almost the same with $E_T - E_S$. For the other three cases, it looks difficult to make $E_G - E_S$ larger when $E_T - E_S$

Table 2. Entropy errors, similarity and diversity scores of rephrasing results.

$\Delta = E_T - E_S$		$ E_T - E_G $	BLEU-4	CIDEr	METEOR	ROUGE-L	Diversity
-2.0	Noise Pretrain	2.69±1.20	69.91	691.17	46.97	87.54	26488
	Noise	0.90±0.71	0.00	0.31	4.77	9.77	91
	Noise-FT	0.91±0.77	0.19	1.95	6.08	21.72	8937
	Sampling Pretrain	1.46±1.35	8.73	57.19	15.61	45.47	2229
	Sampling	0.82±0.66	0.14	1.12	5.58	24.91	183
	Sampling-FT	0.91±0.83	0.74	5.38	6.87	27.96	1087
-1.5	Noise Pretrain	2.31±1.18	71.13	701.98	47.80	88.07	33719
	Noise	1.00±0.80	0.00	0.34	4.72	9.66	100
	Noise-FT	0.97±0.81	0.27	3.38	7.45	24.13	9029
	Sampling Pretrain	1.40±1.27	9.56	61.63	15.75	45.55	2361
	Sampling	0.95±0.77	0.15	1.35	5.60	25.04	214
	Sampling-FT	0.91±0.82	0.84	5.59	6.92	28.00	1217
-1.0	Noise Pretrain	1.94±1.17	71.95	709.68	48.41	88.45	40974
	Noise	1.12±0.91	0.00	0.35	4.70	9.62	100
	Noise-FT	1.08±0.92	0.30	3.35	7.42	24.02	10635
	Sampling Pretrain	1.38±1.22	11.19	72.19	16.37	46.51	2524
	Sampling	1.07±0.89	0.20	1.61	5.63	25.13	254
	Sampling-FT	0.93±0.83	0.80	5.46	6.87	27.73	1274
-0.5	Noise Pretrain	1.36±1.17	70.49	696.61	47.46	87.74	66290
	Noise	1.00±0.99	0.00	0.34	4.73	9.49	114
	Noise-FT	1.07±0.99	0.37	3.56	7.53	24.66	13634
	Sampling Pretrain	1.18±1.16	12.14	79.20	16.86	47.36	3117
	Sampling	1.08±0.96	0.25	1.81	5.78	25.75	345
	Sampling-FT	0.89±0.88	1.06	6.52	7.02	28.10	1550
±0.0	Noise Pretrain	0.92±1.07	70.58	697.59	47.45	87.80	96075
	Noise	1.03±1.02	0.00	0.31	4.72	9.19	124
	Noise-FT	0.98±1.02	0.45	3.78	7.76	25.37	18449
	Sampling Pretrain	0.98±1.09	12.88	86.64	17.25	48.14	3734
	Sampling	1.01±0.99	0.30	2.16	6.03	26.54	440
	Sampling-FT	0.84±0.91	1.39	7.50	7.30	28.79	1846
+0.5	Noise Pretrain	0.86±0.90	70.65	698.35	47.50	87.84	96193
	Noise	1.26±1.13	0.00	0.31	4.73	9.19	114
	Noise-FT	1.17±1.18	0.46	3.76	7.80	25.35	18251
	Sampling Pretrain	1.26±1.20	11.00	71.25	16.27	45.85	3312
	Sampling	1.17±1.16	0.31	2.17	6.03	26.56	476
	Sampling-FT	0.95±0.86	1.37	7.25	7.59	29.62	1846
+1.0	Noise Pretrain	1.02±0.76	70.59	697.43	47.43	87.78	96210
	Noise	1.10±1.02	0.00	0.31	4.73	9.20	110
	Noise-FT	1.57±1.24	0.47	3.73	7.83	25.30	18334
	Sampling Pretrain	1.59±1.24	9.95	62.26	15.67	44.56	1874
	Sampling	1.53±1.28	0.31	2.18	6.04	26.59	480
	Sampling-FT	1.18±0.82	1.29	6.65	7.82	30.15	1712
+1.5	Noise Pretrain	1.28±0.73	70.60	697.61	47.44	87.78	96358
	Noise	2.05±1.30	0.00	0.31	4.73	9.20	118
	Noise-FT	2.03±1.26	0.47	3.68	7.84	25.23	18373
	Sampling Pretrain	1.68±1.16	8.77	54.53	15.24	43.72	1853
	Sampling	1.99±1.32	0.31	2.19	6.05	26.62	475
	Sampling-FT	1.36±0.85	1.19	6.03	7.86	30.22	1501
+2.0	Noise Pretrain	1.62±0.79	70.53	696.47	47.36	87.73	96312
	Noise	2.52±1.35	0.00	0.31	4.73	9.20	114
	Noise-FT	2.50±1.29	0.46	3.65	7.86	25.13	18376
	Sampling Pretrain	1.70±1.06	7.70	48.45	14.91	43.05	1718
	Sampling	2.49±1.32	0.31	2.19	6.05	26.64	493
	Sampling-FT	1.46±0.94	1.00	5.28	7.67	29.85	1345

is positive. Thus it turns out that increasing entropy (more ambiguous) is harder than decreasing entropy (less ambiguous).

Figure 5 shows rephrasing results for three visual questions with $\Delta \in \{-1, 0, 1\}$ in four situations. In Noise Pretrain the model tends to generate the same question even if the target entropy is changed, indicating that the model cannot control the entropy. In Noise-FT and Sampling Pretrain, the model generates different questions but entropy errors are large. In contrast, the model in Sampling-FT has smaller entropy errors with different and diverse questions. A common issue to all situations is that rephrased questions Q_G are sometimes unrelated to the given images. Our future work includes investigating how to use the VQA attention more explicitly in the decoder to fix this issue.

4.3. Impact of VQA attention

For two situations, Sampling-Pretrain and Sampling-FT, we investigate the effect of the presence or absence of the VQA attention on rephrasing questions. When the model does not use the VQA attention, image features of ResNet152 are directly used. Results are shown in Table 3.

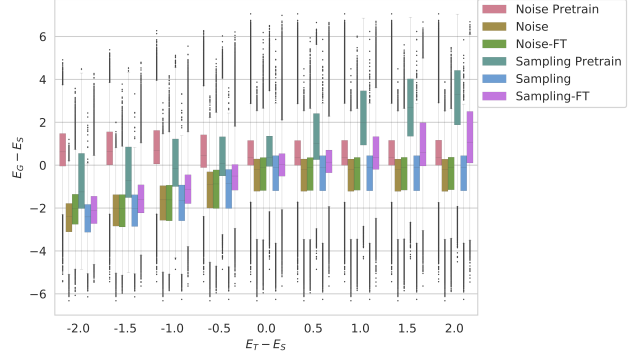


Figure 4. Box plot of entropy errors for each value of Δ over all questions. The horizontal axis is the specified value of $\Delta = E_T - E_S$, and the vertical axis is the entropy error $E_G - E_T$ (without taking absolute).

		E_S	Q_S				
		2.899	What is the word written on the field ?				
Δ	E_T	Q_G	E_G	VQA top-1	$E_G - E_T$		
Noise	-1	0.899	what is the word on the net ?	4.601	polo	3.702	
Pretrain	0	2.899	what is the word on the net ?	4.601	polo	1.702	
	+1	4.899	what is the word on the jersey ?	4.414	yes	-0.485	
Noise-FT	-1	0.899	the stripe on the stripe stripe ?	2.314	yes	1.415	
	0	2.899	does the people on the stripe stripe ?	0.452	no	-2.447	
	+1	4.899	game is this ?	0.572	no	-4.327	
Sampling	-1	0.899	what color is the ball ?	5.020	white	4.121	
Pretrain	0	2.899	what is the man doing ?	5.392	hit ball	2.493	
	+1	4.899	what is the name of the company advertised on the banner ?	1.326	polo	-3.573	
Sampling-FT	-1	0.899	is this a professional baseball game ?	0.702	no	-0.197	
	0	2.899	who is going downhill ?	2.671	tennis player	-0.228	
	+1	4.899	who is going on the bike ?	4.756	man	-0.143	

		E_S	Q_S				
		2.161	What is he doing at night ?				
Δ	E_T	Q_G	E_G	VQA top-1	$E_G - E_T$		
Noise	-1	0.161	what is he doing at this game ?	3.851	throwing	3.691	
Pretrain	0	2.161	what is he doing at this game ?	3.851	throwing	1.691	
	+1	4.161	what is he doing at this game ?	3.851	throwing	-0.309	
Noise-FT	-1	0.161	would the people have fun ? sit on the stripe stripe ?	0.279	no	-0.119	
	0	2.161	is this an elderly person ?	0.023	no	-2.137	
	+1	4.161	is this a young ball ?	0.275	no	-3.885	
Sampling	-1	0.161	is the man wearing a hat ?	0.126	no	-0.035	
Pretrain	0	2.161	what is the man doing ?	5.181	nothing	3.02	
	+1	4.161	what is the man doing ?	5.181	nothing	1.02	
Sampling-FT	-1	0.161	will the kite in the picture ?	0.601	no	-0.441	
	0	2.161	which two people going downhill ?	2.341	man	0.181	
	+1	4.161	why does the person have two feet in the air ?	4.09	playing frisbee	-0.07	

		E_S	Q_S				
		2.773	What is traveling under the bridge archway ?				
Δ	E_T	Q_G	E_G	VQA top-1	$E_G - E_T$		
Noise	-1	0.773	what is parked at the ramp ?	3.457	no	2.684	
Pretrain	0	2.773	what is parked at the ramp ?	3.457	no	0.684	
	+1	4.773	what is parked at the ramp ?	3.457	no	-1.316	
Noise-FT	-1	0.773	the picture stripe wet ?	2.528	no	1.755	
	0	2.773	does the people have dinner stripe ?	0.586	no	-2.187	
	+1	4.773	does the people stripe unk stripe in the stripe next stripe ?	0.312	no	-4.462	
Sampling	-1	0.773	is the boat in the water ?	0.049	no	-0.724	
Pretrain	0	2.773	what is the weather like ?	4.522	wet	1.749	
	+1	4.773	where is the bird ?	3.123	no	-1.651	
Sampling-FT	-1	0.773	is this a passenger train ?	0.126	no	0.648	
	0	2.773	who is going on the truck ?	1.62	birds	-1.153	
	+1	4.773	who is going on the car ?	2.229	birds	-2.545	

Figure 5. Examples of rephrasing. There are three visual questions (images I are on the left, and source questions Q_S are at the top of each table. Top-1 answers predicted by VQA are shown for reference.

When VQA attention was used, all scores except Diversity increased. In Sampling Pretrain entropy errors increased when attention was used, while in Sampling-FT, entropy errors decreased when $\Delta > 0$. We can see this effect in the box plot of Figure 6. For Sampling Pretrain, results are similar whether VQA attention is used or not, but for Sampling-FT, results with attention are clearly improved compared to those without attention.

$\Delta = E_T - E_S$	Sampling	$ E_T - E_G $	BLEU-4	CIDEr	METEOR	ROUGE-L	Diversity
----------------------	----------	---------------	--------	-------	--------	---------	-----------

$\Delta = E_T - E_S$	Sampling	$ E_T - E_C $	BLEU-4	CIDER	METEOR	ROUGE-L	Diversity
-2.0	Pretrain w/o A	1.30 \pm 1.25	6.39	37.76	13.78	41.26	2967
	Pretrain	1.46 \pm 1.35	8.73	57.19	15.61	45.47	2229
	FT w/o A	0.76 \pm 0.65	0.08	1.56	5.39	20.26	1232
	FT	0.91 \pm 0.83	0.74	5.38	6.87	27.96	1087
	Pretrain w/o A	1.33 \pm 1.22	7.73	45.61	14.24	42.09	3418
-1.5	Pretrain	1.40 \pm 1.27	9.56	61.63	15.75	45.55	2361
	FT w/o A	0.82 \pm 0.70	0.09	1.68	5.28	19.91	1523
	FT	0.91 \pm 0.82	0.84	5.59	6.92	28.00	1217
	Pretrain w/o A	1.33 \pm 1.18	9.25	55.42	14.89	43.13	3759
	Pretrain	1.38 \pm 1.22	11.19	72.19	16.37	46.51	2524
-1.0	FT w/o A	0.89 \pm 0.76	0.07	1.74	5.17	19.54	1768
	FT	0.93 \pm 0.83	0.80	5.46	6.87	27.73	1274
	Pretrain w/o A	1.14 \pm 1.12	10.09	62.00	15.36	43.94	4427
	Pretrain	1.18 \pm 1.16	12.14	79.20	16.86	47.36	3117
	FT w/o A	0.84 \pm 0.82	0.20	2.58	5.42	20.64	2097
-0.5	FT	0.89 \pm 0.88	1.06	6.52	7.02	28.10	1550
	Pretrain w/o A	0.95 \pm 1.05	10.43	65.89	15.49	44.31	5443
	Pretrain	0.98 \pm 0.99	12.88	86.64	17.25	48.14	3734
	FT w/o A	0.84 \pm 0.83	0.20	2.94	5.76	21.98	1878
	FT	0.84 \pm 0.91	1.39	7.50	7.30	28.79	1846
+0.0	Pretrain w/o A	1.19 \pm 1.14	9.28	56.96	14.94	42.77	5049
	Pretrain	1.26 \pm 1.20	11.00	71.25	16.27	45.85	3312
	FT w/o A	1.02 \pm 0.91	0.24	2.50	5.45	20.76	2717
	FT	0.95 \pm 0.86	1.37	7.25	7.59	29.62	1846
	Pretrain w/o A	1.53 \pm 1.18	8.56	51.10	14.53	41.75	2902
+1.0	Pretrain	1.59 \pm 1.24	9.95	62.26	15.67	44.56	1874
	FT w/o A	1.31 \pm 0.96	0.20	2.00	5.10	19.36	2790
	FT	1.18 \pm 0.82	1.29	6.65	7.82	30.15	1712
	Pretrain w/o A	1.60 \pm 1.13	7.45	44.52	14.09	41.05	2937
	Pretrain	1.68 \pm 1.16	8.77	54.53	15.24	43.72	1853
+1.5	FT w/o A	1.55 \pm 1.07	0.14	1.52	4.77	17.99	2663
	FT	0.76 \pm 0.85	1.19	6.03	7.86	30.22	1501
	Pretrain w/o A	1.61 \pm 1.04	6.57	40.14	13.82	40.70	2835
	Pretrain	1.70 \pm 1.06	7.70	48.45	14.91	43.05	1718
	FT w/o A	1.78 \pm 1.21	0.11	1.18	4.56	16.91	2435
+2.0	FT	1.46 \pm 0.93	1.00	5.28	7.67	29.85	1345

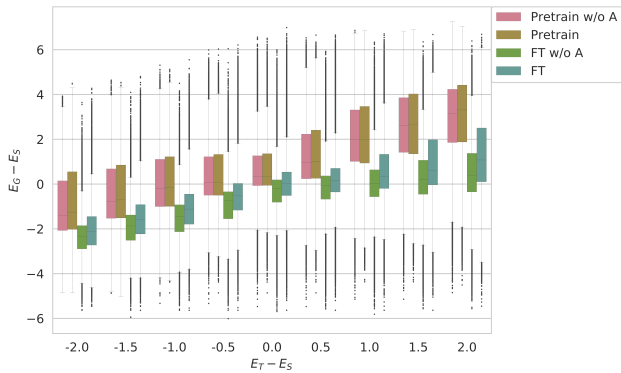


Figure 6. Effect of VQA attention on entropy errors for each value of Δ over all questions. Boxes with “w/o A” stands for Sampling Pretrain or FT without attention, otherwise with attention. The horizontal axis is the specified value of $\Delta = E_T - E_S$, and the vertical axis is the entropy error $E_G - E_T$ (without taking absolute).

The reason why diversity increased when attention was not used, is that the model can pay attention to various parts of the image. If the VQA attention is used, the model restricts the image features to the important parts, and as a result of this the variety of the generated questions becomes limited.

Figure 7 shows rephrasing results with or without attention for the same three visual questions. Results of Sampling-FT without attention are not good and the same words appear repeatedly. These results show that our model with the VQA attention in the encoder works well.

		E_S	Q_S	What is the word written on the field ?		
Sampling	Δ	E_T	Q_G	E_G	VQA top-1	$E_G - E_T$
Pretrain	-1	0.899	what is the man holding ?	4.066	nothing	3.167
w/o A	0	2.899	what is the man doing ?	5.392	hit ball	2.493
	+1	4.899	what is the man holding in his left hand	3.978	serve	-0.921
Pretrain	-1	0.899	what color is the ball ?	5.020	white	4.121
	0	2.899	what is the man doing ?	5.392	hit ball	2.493
	+1	4.899	what is the name of the company advertised on the banner ?	1.326	polo	-3.573
FT w/o A	-1	0.899	is there a lot facing to turn ?	0.415	no	-0.485
	0	2.899	is there a lot facing to turn to turn ?	0.325	yes	-2.574
	+1	4.899	is there a lot facing to turn turn ?	0.385	yes	-4.514
FT	-1	0.899	is this a professional baseball game ?	0.702	no	-0.199
	0	2.899	who is going downhill ?	2.671	tennis player	-0.228
	+1	4.899	who is going on the bike ?	4.756	man	-0.143
		E_S	Q_S	What is he doing at night ?		
Sampling	Δ	E_T	Q_G	E_G	VQA top-1	$E_G - E_T$
Pretrain	-1	0.161	is the man wearing a shirt ?	5.181	nothing	3.02
w/o A	0	2.161	is the man doing ?	4.898	nothing	0.737
	+1	4.161	what is the man standing on ?			
Pretrain	-1	0.161	is the man wearing a hat ?	0.126	no	-0.035
	0	2.161	what is the man doing ?	5.181	nothing	3.02
	+1	4.161	what is the man doing ?	5.181	nothing	1.02
FT w/o A	-1	0.161	is there a stop light ?	0.069	no	-0.791
	0	2.161	is there a stop light ?	0.057	no	-2.103
	+1	4.161	where do turn turn turn turn turn turn turn turn turn turn	1.638	left	-2.522
FT	-1	0.161	will the kite in the picture ?	0.601	no	0.441
	0	2.161	which two people going downhill ?	2.341	man	0.181
	+1	4.161	why does the person have two feet in the air ?	4.090	playing frisbee	-0.07
		E_S	Q_S	What is traveling under the bridge archway ?		
Sampling	Δ	E_T	Q_G	E_G	VQA top-1	$E_G - E_T$
Pretrain	-1	0.773	is the water calm ?	0.231	no	-0.542
w/o A	0	2.773	how many birds are there ?	5.091	no	2.318
	+1	4.773	are there are the boats ?	3.979	no	-0.794
Pretrain	-1	0.773	is the boat in the water ?	0.049	no	-0.724
	0	2.773	what is the weather like ?	4.522	wet	1.749
	+1	4.773	where is the bird ?	3.123	no	-1.651
FT w/o A	-1	0.773	is there a lot facing to turn turn ?	0.204	no	-0.569
	0	2.773	is there a lot facing to turn turn ?	0.204	no	-2.569
	+1	4.773	where do people turn turn turn turn turn turn turn turn turn turn turn turn turn turn	2.527	in water	-2.246
FT	-1	0.773	is this a passenger train ?	0.126	no	0.648
	0	2.773	who is going on the truck ?	1.620	birds	-1.153
	+1	4.773	who is going on the car ?	2.229	birds	-2.544

Figure 7. Effects on rephrasing with VQA attention. Rows with “w/o A” stand for without attention, otherwise with attention. There are three visual questions (images I are on the left, and source questions Q_S are at the top of each table. Top-1 answers predicted by VQA are shown for reference.

4.4. Weight λ for entropy loss

For all experiments above the weight λ of the entropy loss was $\lambda = 1$, but this weight should have a large impact on the result because it trades off between a simple VQG model and our entropy-aware rephrasing model. Table 4 shows results for Sampling-FT with different values of λ . Results are shown in Table 4, Figure 8, and Figure 9.

The entropy errors become small when $\lambda = 10$ or 1. $\lambda = 100$ is too large because the entropy error increases. However similarity scores for $\lambda = 10$ and 100 are quite low because grammatically correct question sentences are not generated (as shown in Fig. 9) and training becomes unstable. The case of $\lambda = 0.01$ has higher similarity scores because it is close to the Sampling Pretrain situation, and questions similar to source questions are generated.

5. Conclusion

In this paper, we have proposed a task of rephrasing visual questions so that the rephrased question has the specified ambiguity in terms of entropy. Our proposed model has an encoder-decoder architecture, followed by a pre-train

Table 4. Entropy errors, similarity and diversity scores of rephrasing results for different values of weight λ . Rows with “w/o A” stands for without attention, otherwise with attention.

$\Delta = E_T - E_S$	λ	$ E_T - E_S $	BLEU-4	CIDEr	METEOR	ROUGE-L	Diversity
-2.0	0.01	1.05±1.08	5.72	38.36	13.64	40.04	1966
	0.1	0.92±0.82	2.36	18.30	9.83	31.08	2084
	1.0	0.91±0.83	0.74	5.38	6.87	27.96	1087
	10	0.82±0.76	0.00	0.18	2.48	10.10	2561
	100	1.01±0.89	0.00	0.05	0.43	2.32	3148
-1.5	0.01	1.12±1.09	6.86	44.82	13.97	40.52	2275
	0.1	0.96±0.83	2.71	20.77	9.98	31.72	2508
	1.0	0.91±0.82	0.84	5.59	6.92	28.00	1217
	10	0.81±0.73	0.00	0.15	2.48	9.81	2725
	100	1.01±0.86	0.00	0.06	0.43	2.36	3740
-1.0	0.01	1.12±1.05	7.93	52.23	14.35	41.18	2485
	0.1	0.99±0.84	2.94	21.51	10.08	32.08	2989
	1.0	0.93±0.83	0.80	5.46	6.87	27.73	1274
	10	0.79±0.73	0.00	0.16	2.49	9.49	2921
	100	1.00±0.84	0.00	0.06	0.42	2.37	4263
-0.5	0.01	0.99±1.00	8.57	56.90	14.88	42.23	2839
	0.1	0.94±0.88	3.10	21.48	10.30	32.12	3738
	1.0	0.89±0.88	1.06	6.52	7.02	28.10	1550
	10	0.71±0.69	0.00	0.17	2.75	9.89	3234
	100	0.89±0.83	0.00	0.10	0.47	2.97	5257
±0.0	0.01	0.84±0.94	8.93	59.36	15.16	42.85	3302
	0.1	0.86±0.89	3.27	21.41	10.54	31.90	4701
	1.0	0.84±0.91	1.39	7.50	7.30	28.79	1846
	10	0.65±0.67	0.00	0.17	2.97	10.41	3886
	100	0.80±0.82	0.00	0.13	0.51	3.44	6652
+0.5	0.01	0.97±0.94	9.69	64.00	15.73	43.75	3229
	0.1	0.95±0.83	4.02	24.85	11.07	32.98	4959
	1.0	0.95±0.86	1.37	7.25	7.59	29.62	1846
	10	0.75±0.67	0.00	0.18	2.98	10.24	3866
	100	1.00±0.82	0.00	0.11	0.46	2.90	7156
+1.0	0.01	1.23±0.96	9.34	61.11	15.46	42.96	3099
	0.1	1.11±0.79	4.79	28.42	11.59	34.10	5321
	1.0	1.18±0.82	1.29	6.65	7.82	30.15	1712
	10	0.98±0.67	0.00	0.18	2.90	9.91	3662
	100	1.26±0.84	0.00	0.08	0.41	2.40	7681
+1.5	0.01	1.43±1.04	8.62	55.33	15.03	42.25	2399
	0.1	1.23±0.83	5.27	29.50	11.86	34.97	5312
	1.0	1.36±0.85	1.19	6.03	7.86	30.22	1501
	10	1.15±0.74	0.00	0.17	2.74	9.41	3316
	100	1.49±0.92	0.00	0.07	0.36	1.92	7797
+2.0	0.01	1.55±1.02	7.73	48.18	14.76	42.43	1879
	0.1	1.32±0.92	5.14	27.44	11.78	35.12	5060
	1.0	1.46±0.93	1.00	5.28	7.67	29.85	1345
	10	1.26±0.83	0.00	0.15	2.53	8.67	2837
	100	1.69±1.05	0.00	0.05	0.31	1.48	7865

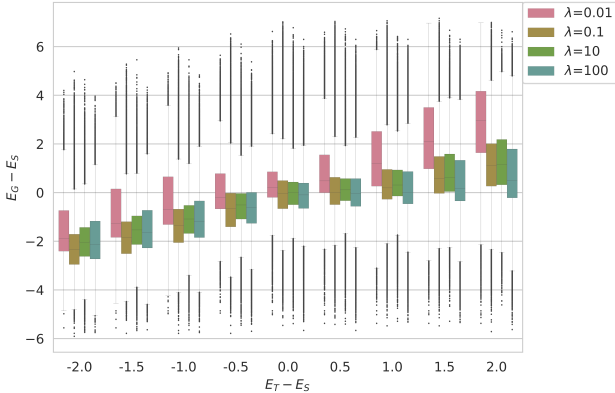


Figure 8. Effect of weight λ on entropy errors for each value of Δ over all questions. The horizontal axis is the specified value of $\Delta = E_T - E_S$, and the vertical axis is the entropy error $E_G - E_T$ (without taking absolute).

VQA model for entropy computation. Experimental results when using the proposed learning strategies with the VQA v2 dataset have shown that the model can minimize the error to the specified entropy value.

One of the limitations of our work is that rephrased questions are often irrelevant to the given image while entropy is close to the specified value. To tackle this limitation, it may be necessary to explore architectures for extracting the



E_S		Q_S		2.899 What is the word written on the field ?			
λ	Δ	E_T	Q_G	E_G	VQA top-1	$E_G - E_T$	
0.01	-1	0.899	is the tennis ball in motion ?	0.498	no	-0.401	
	0	2.899	what is the man doing ?	5.392	hit ball	2.493	
	+1	4.899	what is the man holding ?	4.066	nothing	-0.833	
	-1	0.899	are the players playing tennis ?	0.407	no	-0.492	
	0	2.899	how many people are in the picture ?	1.554	1	-1.345	
1	+1	4.899	what does the child say ?	3.495	serve	-1.404	
	-1	0.899	is this a professional baseball game ?	0.702	no	-0.197	
	0	2.899	who is going downhill ?	2.671	tennis player	-0.228	
	+1	4.899	who is going on the bike ?	4.756	man	-0.143	
	10	-1	0.899	unk unk unk unk unk unk unk unk	1.875	no	0.976
1	0	2.899	unk unk unk unk unk unk unk unk	0.519	no	-2.380	
	+1	4.899	the license the license				

Figure 9. Effects on rephrasing for different values of the weight λ . There are three visual questions (images I are on the left, and source questions Q_S are at the top of each table). Top-1 answers predicted by VQA are shown for reference.

concept of the image in addition to VQA attention and applying it to the rephrased question. Another limitation is the small diversity of the rephrased questions. To avoid the generation of similar questions, the variational approach [9] might be one of the promising solutions. And last but not least, the construction of datasets specific to this task is the most challenging part of this work and we will continue to

explore how to define the ambiguity of visual questions for dataset annotations.

Acknowledgement

We would like to thank Yoshitaka Ushiku for his comments as a mentor of the PRMU mentorship program. This work was supported by JSPS KAKENHI grant number JP16H06540.

References

- [1] Q. Wu, D. Teney, P. Wang, C. Shen, A. Dick, and A. van den Hengel, “Visual question answering: A survey of methods and datasets,” *Computer Vision and Image Understanding*, vol.163, pp.21 – 40, 2017. *Language in Vision*. 1
- [2] S. Antol, A. Agrawal, J. Lu, M. Mitchell, D. Batra, C.L. Zitnick, and D. Parikh, “VQA: Visual Question Answering,” *International Conference on Computer Vision (ICCV)*, 2015. 1
- [3] D. Gurari, Q. Li, A.J. Stangl, A. Guo, C. Lin, K. Grauman, J. Luo, and J.P. Bigham, “Vizwiz grand challenge: Answering visual questions from blind people,” *The IEEE Conference on Computer Vision and Pattern Recognition (CVPR)*, June 2018. 1
- [4] A. Das, S. Datta, G. Gkioxari, S. Lee, D. Parikh, and D. Batra, “Embodied Question Answering,” *Proceedings of the IEEE Conference on Computer Vision and Pattern Recognition (CVPR)*, 2018. 1
- [5] A. Das, S. Kottur, K. Gupta, A. Singh, D. Yadav, J.M. Moura, D. Parikh, and D. Batra, “Visual Dialog,” *Proceedings of the IEEE Conference on Computer Vision and Pattern Recognition (CVPR)*, 2017. 1
- [6] N. Mostafazadeh, I. Misra, J. Devlin, M. Mitchell, X. He, and L. Vanderwende, “Generating natural questions about an image,” *Proceedings of the 54th Annual Meeting of the Association for Computational Linguistics (Volume 1: Long Papers)*, Berlin, Germany, pp.1802–1813, Association for Computational Linguistics, Aug. 2016. 1, 2
- [7] N. Bhattacharya, Q. Li, and D. Gurari, “Why does a visual question have different answers?,” *The IEEE International Conference on Computer Vision (ICCV)*, October 2019. 1
- [8] M. Shah, X. Chen, M. Rohrbach, and D. Parikh, “Cycle-consistency for robust visual question answering,” *The IEEE Conference on Computer Vision and Pattern Recognition (CVPR)*, June 2019. 1, 2, 3
- [9] R. Krishna, M. Bernstein, and L. Fei-Fei, “Information maximizing visual question generation,” *IEEE Conference on Computer Vision and Pattern Recognition*, 2019. 1, 2, 3, 8
- [10] Y. Li, N. Duan, B. Zhou, X. Chu, W. Ouyang, X. Wang, and M. Zhou, “Visual question generation as dual task of visual question answering,” *The IEEE Conference on Computer Vision and Pattern Recognition (CVPR)*, June 2018. 1, 2
- [11] Y. Goyal, T. Khot, D. Summers-Stay, D. Batra, and D. Parikh, “Making the V in VQA matter: Elevating the role of image understanding in Visual Question Answering,” *Conference on Computer Vision and Pattern Recognition (CVPR)*, 2017. 2, 4
- [12] S. Zhang, L. Qu, S. You, Z. Yang, and J. Zhang, “Automatic generation of grounded visual questions,” *Proceedings of the Twenty-Sixth International Joint Conference on Artificial Intelligence, IJCAI 2017*, Melbourne, Australia, August 19-25, 2017, pp.4235–4243, 2017. 2
- [13] Z. Fan, Z. Wei, P. Li, Y. Lan, and X. Huang, “A question type driven framework to diversify visual question generation,” *Proceedings of the Twenty-Seventh International Joint Conference on Artificial Intelligence, IJCAI 2018*, July 13-19, 2018, Stockholm, Sweden, pp.4048–4054, 2018. 2
- [14] H. Ben-younes, R. Cadene, M. Cord, and N. Thome, “Mutan: Multimodal tucker fusion for visual question answering,” *The IEEE International Conference on Computer Vision (ICCV)*, Oct 2017. 2
- [15] L. Liu, J. Tang, X. Wan, and Z. Guo, “Generating diverse and descriptive image captions using visual paraphrases,” *The IEEE International Conference on Computer Vision (ICCV)*, October 2019. 3
- [16] K. He, X. Zhang, S. Ren, and J. Sun, “Deep residual learning for image recognition,” *The IEEE Conference on Computer Vision and Pattern Recognition (CVPR)*, June 2016. 3
- [17] P. Anderson, X. He, C. Buehler, D. Teney, M. Johnson, S. Gould, and L. Zhang, “Bottom-up and top-down attention for image captioning and visual question answering,” *The IEEE Conference on Computer Vision and Pattern Recognition (CVPR)*, June 2018. 3, 4
- [18] Y. Jiang, V. Natarajan, X. Chen, M. Rohrbach, D. Batra, and D. Parikh, “Pythia v0.1: the winning entry to the VQA challenge 2018,” *CoRR*, vol.abs/1807.09956, 2018. 4

- [19] A. Singh, V. Natarajan, Y. Jiang, X. Chen, M. Shah, M. Rohrbach, D. Batra, and D. Parikh, “Pythia-a platform for vision & language research,” SysML Workshop, NeurIPS, 2018. 4
- [20] J. Lu, D. Batra, D. Parikh, and S. Lee, “Vilbert: Pretraining task-agnostic visiolinguistic representations for vision-and-language tasks,” arXiv preprint arXiv:1908.02265, 2019. 4
- [21] D. Teney, P. Anderson, X. He, and A. van den Hengel, “Tips and tricks for visual question answering: Learnings from the 2017 challenge,” The IEEE Conference on Computer Vision and Pattern Recognition (CVPR), June 2018. 4
- [22] Z. Yu, J. Yu, Y. Cui, D. Tao, and Q. Tian, “Deep modular co-attention networks for visual question answering,” The IEEE Conference on Computer Vision and Pattern Recognition (CVPR), June 2019. 4
- [23] E. Jang, S. Gu, and B. Poole, “Categorical reparameterization with gumbel-softmax,” 5th International Conference on Learning Representations, ICLR 2017, Toulon, France, April 24-26, 2017, Conference Track Proceedings, 2017. 4
- [24] S. Sharma, L. El Asri, H. Schulz, and J. Zumer, “Relevance of unsupervised metrics in task-oriented dialogue for evaluating natural language generation,” CoRR, vol.abs/1706.09799, 2017. 4