

Improving Generalized Spatial Modulation using Translation Patterns

Lakshit Singla and Lakshmi Natarajan

Abstract—Generalized Spatial Modulation (GSM) is a spectrally-efficient technique used in multiple-input multiple-output (MIMO) wireless communications when the number of radio frequency chains at the transmitter is less than the number of transmit antenna elements. We propose a family of signal constellations, as an improvement over GSM, which splits the information bits into three parts, encodes the first part into a set of complex symbols, the second part into the choice of a subset of antennas activated for transmission (as in GSM), and the third into a *translation pattern* that offsets the symbols transmitted through the activated antennas. The nominal coding gain (the ratio of the squared minimum distance between transmit vectors to the transmit power) of our scheme is higher than that of GSM by at least 0.86 dB, and this improvement can be as much as 2.87 dB based on the system parameters. We show that the new scheme has advantages over other known signal constellations for GSM, in terms of error performance, nominal coding gain and design flexibility.

Index Terms—coding gain, generalized spatial modulation (GSM), MIMO, minimum distance

I. INTRODUCTION

The high complexity involved in the design of communication terminals with multiple radio frequency (RF) chains can lead to scenarios where the number of RF chains n_a available in a wireless transmitter is less than the number of antenna elements n_t [1]. Generalized Spatial Modulation (GSM) [2]–[4] is a well-known modulation technique that provides high spectral efficiencies in such scenarios. In GSM, the information bits are partitioned into two blocks. The first block chooses the subset of n_a antennas out of n_t available antennas, called *antenna activation pattern*, that will be activated for transmission and the second block determines the complex symbols that will be transmitted through this subset of antennas.

In this paper, we exploit a technique which is the essence of *Construction A* of lattices [5] to obtain new signal constellations for GSM. This technique uses the codewords of an error correcting code [6] to generate high-density lattice packings. In our proposed communication scheme we partition information bits into three blocks, the first is modulated into complex symbols, the second into an antenna activation pattern, and the third into a *translation pattern* or *vector* that offsets the complex symbols transmitted through the activated antennas. The translation patterns used in our scheme arise from the codewords of the single-parity check code. We use the ratio of the squared minimum distance of the constellation to the transmit power, which we refer to as the *nominal coding gain*,

as the figure-of-merit of a scheme. We show that the proposed scheme provides improvements in nominal coding gain over GSM by at least 0.86 dB and up to 2.87 dB.

Several signal constellations have been proposed in the literature that improve the error performance of GSM [7]–[10], albeit with some design limitations. Enhanced Spatial Modulation (ESM) and its variants proposed in [7], [8] have been designed for limited choice of system parameters (complex symbols must take values from 16- or 64-QAM, n_a must be even). The scheme in [9] can be used only when $n_a = 2$, and requires an exhaustive computer search to determine the signal constellation. The scheme from [10], which is based on Eisenstein integers, uses modulation alphabets whose sizes are not powers of 2, and hence, does not modulate an integer number of information bits. Further, the transmit symbols in [10] contain irrational components. Note that, in order to reduce the cost of digital-to-analog conversion at the transmitter and minimize the number of quantization bits required to generate the transmit signals, it is desirable to use a modulation alphabet that does not contain irrational components [11].

In comparison with [7]–[10], our technique allows a simple and explicit construction for any choice of alphabet size (for the complex symbols), and any choice of $n_t, n_a \geq 2$. This flexibility allows us to achieve a wide range of spectral efficiencies, including the ability to encode integer number of information bits. The real and imaginary parts of our transmit symbols are equal to either an integer or half of an integer, and hence, do not contain irrational components. Simulation and numerical results show that our scheme provides a lower error rate and larger nominal coding gain than GSM and the schemes from [7] and [9], and the error performance is similar to that of the scheme proposed in [8].

Section II discusses the channel model and reviews relevant background. Section III provides the construction of the new constellation and analyzes its nominal coding gain. Section IV presents simulation results, and Section V concludes the paper. *Notation:* The complex field is \mathbb{C} , and the set of integers is \mathbb{Z} . We denote column vectors and matrices using bold lower and upper case letters, respectively. For any vector \mathbf{x} , the symbols \mathbf{x}^T , $\|\mathbf{x}\|$ and $\|\mathbf{x}\|_0$ denote the transpose, Euclidean norm (ℓ_2 -norm) and the ℓ_0 -norm of \mathbf{x} , respectively. For a positive integer N , $[N]$ denotes the set $\{1, \dots, N\}$. For a real number x , $\lfloor x \rfloor$ denotes the largest integer less than or equal to x . For sets A, B , the symbol $A \setminus B$ is the set of all elements in A that are not in B . $\mathcal{CN}(0, \sigma^2)$ is the circularly symmetric complex Gaussian distribution with zero mean and variance σ^2 .

II. SYSTEM MODEL AND PRELIMINARIES

We consider a wireless slow fading multiple-antenna channel with n_t transmit and n_r receive antennas. We model

The authors are with the Department of Electrical Engineering, Indian Institute of Technology Hyderabad, email: {ee17btech11021, lakshminatarajan}@iith.ac.in.

The authors thank Dr. Lakshmi Narasimhan Theagarajan, Indian Institute of Technology Palakkad, for several insightful discussions.

the communication channel as $\mathbf{y} = \mathbf{H}\mathbf{x} + \mathbf{w}$, where $\mathbf{x} \in \mathbb{C}^{n_t}$ is the transmit vector, $\mathbf{H} \in \mathbb{C}^{n_r \times n_t}$ is the channel matrix, $\mathbf{y} \in \mathbb{C}^{n_r}$ is the received vector and $\mathbf{w} \in \mathbb{C}^{n_r}$ is the additive noise at the receiver. We assume Rayleigh fading, i.e., each entry of \mathbf{H} is an independent $\mathcal{CN}(0, 1)$ random variable, and that only the receiver knows the value of \mathbf{H} and the transmitter does not. The entries of \mathbf{w} are independent $\mathcal{CN}(0, N_o)$ random variables. In this paper we consider modulation schemes for this channel that span only one time slot, i.e., we do not consider coding across time. We further assume that the transmitter is equipped with n_a RF chains, where $2 \leq n_a \leq n_t$. This implies that the number of active antennas, at any given time instance is at the most n_a , i.e., any transmit vector \mathbf{x} must satisfy $\|\mathbf{x}\|_0 \leq n_a$.

A *signal constellation* \mathcal{C} for n_t transmit antennas and n_a RF chains is a finite set of complex vectors each of length n_t and with ℓ_0 -norm less than or equal to n_a . We assume that each vector in \mathcal{C} is equally likely to be transmitted. The spectral efficiency achieved when \mathcal{C} is used for communication is $\eta = \log_2 |\mathcal{C}|$ bits/sec/Hz, the average transmit power is $P = \sum_{\mathbf{x} \in \mathcal{C}} \|\mathbf{x}\|^2 / |\mathcal{C}|$, and the resulting signal to noise ratio is $\text{SNR} = P/N_o$.

Let $d_{\min}(\mathcal{C}) = \min\{\|\mathbf{x} - \mathbf{x}'\| \mid \mathbf{x}, \mathbf{x}' \in \mathcal{C}, \mathbf{x} \neq \mathbf{x}'\}$ denote the minimum Euclidean distance between the points in \mathcal{C} . We will assume that the receiver employs the maximum likelihood detector, i.e., the detector output is $\arg \min_{\mathbf{x} \in \mathcal{C}} \|\mathbf{y} - \mathbf{H}\mathbf{x}\|^2$. The pair-wise error probability between $\mathbf{x}, \mathbf{x}' \in \mathcal{C}$, averaged over all realizations of \mathbf{H} , is upper bounded by [12]

$$\frac{(4N_o)^{n_r}}{\|\mathbf{x} - \mathbf{x}'\|^{2n_r}} = \frac{4^{n_r} P^{n_r}}{\text{SNR}^{n_r} \|\mathbf{x} - \mathbf{x}'\|^{2n_r}} \leq \frac{4^{n_r}}{\text{SNR}^{n_r}} \cdot \left(\frac{P}{d_{\min}^2(\mathcal{C})} \right)^{n_r}.$$

The *nominal coding gain* $\delta(\mathcal{C})$ of the constellation \mathcal{C} is $\delta(\mathcal{C}) = d_{\min}^2(\mathcal{C})/P$. We deduce that the pairwise error probability between any pair of transmit vectors is at the most $\left(\frac{4}{\text{SNR} \delta(\mathcal{C})} \right)^{n_r}$. The nominal coding gain $\delta(\mathcal{C})$ is commonly used as an error performance indicator, for instance, see [7]. Typically, a large value of $\delta(\mathcal{C})$ indicates a small probability of error.

Review of Generalized Spatial Modulation

We now briefly review the Generalized Spatial Modulation (GSM) scheme [2]–[4]. In GSM, n_a information-bearing complex symbols are transmitted through a set of n_a antennas among the available n_t transmit antennas. The choice of the antennas transmitting these symbols carries additional information. Let $\mathcal{A} = \{A_1, \dots, A_L\}$ be a collection of L distinct n_a -sized subsets of $[n_t]$, i.e., $A_\ell \subset [n_t]$ and $|A_\ell| = n_a$ for each $\ell \in [L]$. Each $A \in \mathcal{A}$ denotes a possible collection of n_a antennas that can be activated for transmission. Clearly, $L \leq \binom{n_t}{n_a}$. It is not uncommon to choose L as the largest power of 2 less than or equal to $\binom{n_t}{n_a}$, i.e., $\log_2 L = \lfloor \log_2 \binom{n_t}{n_a} \rfloor$. If an M -ary complex alphabet $\mathbb{M} \subset \mathbb{C}$, such as M -QAM, is used for encoding, then $n_a \log_2 M$ information bits are modulated into a collection of n_a symbols $z_1, \dots, z_{n_a} \in \mathbb{M}$. An additional $\log_2 L$ information bits are encoded into the subset $A \in \mathcal{A}$ of antennas activated for transmission. Then the symbols z_1, \dots, z_{n_a} are transmitted through the subset

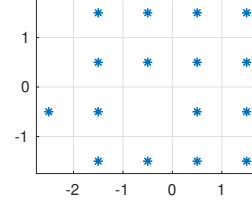


Fig. 1. The modified 16-QAM alphabet. Axes are real and imaginary parts.

A of antennas. Hence, the spectral efficiency of GSM is $\eta_{\text{GSM}} = n_a \log_2 M + \log_2 L$ bits/sec/Hz.

Throughout this paper, we will refer to the set $\mathcal{C} \subset \mathbb{C}^{n_t}$ of transmit vectors as *signal constellation* or simply the *constellation*. We will also use complex signal sets, such as $\mathbb{M} \subset \mathbb{C}$, to design new constellations. We will refer to such complex signal sets as *complex alphabets* or simply *alphabets*.

III. PROPOSED SIGNAL CONSTELLATION

We present the new family of signal constellations in this section for any choice of n_t and $2 \leq n_a \leq n_t$.

A. Complex Alphabets

We denote the set of Gaussian integers as $\mathbb{Z}[i]$, i.e., $\mathbb{Z}[i] = \{a + ib \mid a, b \in \mathbb{Z}\}$, and denote the complex number $1/2 + i/2$ as α . The set $\mathbb{Z}[i] + \alpha = \{x + \alpha \mid x \in \mathbb{Z}[i]\}$ consists all complex numbers whose real and imaginary parts are *half-integers*, i.e., are of the form $q/2$, where q is an odd integer. Note that $\mathbb{Z}[i] + \alpha$ does not contain 0, and the smallest squared absolute value among the elements in $\mathbb{Z}[i] + \alpha$ is $1/2$, which is achieved by $\pm 1/2 \pm i/2$. Our construction makes use of complex alphabets $\tilde{\mathbb{M}}$ that satisfy the following two properties:

Property P1. $\tilde{\mathbb{M}} \subset \mathbb{Z}[i] + \alpha$, and *Property P2.* $-\alpha \notin \tilde{\mathbb{M}}$. (1)

Modified Square QAM Alphabet: While any $\tilde{\mathbb{M}}$ satisfying the above two properties can be used in our construction, in the following we consider a specific family of alphabets that can be easily obtained from conventional square QAM. Let M be such that \sqrt{M} is an even integer. The conventional M -ary square QAM alphabet \mathbb{M} is the set of all complex numbers whose real and imaginary parts belong to the set

$$\left\{ \frac{-\sqrt{M}+1}{2}, \frac{-\sqrt{M}+3}{2}, \dots, \frac{-1}{2}, \frac{1}{2}, \dots, \frac{\sqrt{M}-1}{2} \right\}.$$

Note that $\mathbb{M} \subset \mathbb{Z}[i] + \alpha$ and $-\alpha = -1/2 - i/2 \in \mathbb{M}$. Thus, \mathbb{M} satisfies property *P1*, but not *P2*. We design $\tilde{\mathbb{M}}$ by starting with \mathbb{M} , and replacing the element $-\alpha$ with an element $\beta \in (\mathbb{Z}[i] + \alpha) \setminus \mathbb{M}$, i.e., $\tilde{\mathbb{M}} = \mathbb{M} \cup \{\beta\} \setminus \{-\alpha\}$. In order to reduce the transmit power, we choose $\beta = -(\sqrt{M}+1)/2 - i/2$. We refer to this resulting alphabet $\tilde{\mathbb{M}}$ as *modified square QAM*. It is clear that $\tilde{\mathbb{M}}$ satisfies properties *P1* and *P2* in (1).

Example 1. The modified 4-QAM alphabet consists of the points $1/2 + i/2$, $1/2 - i/2$, $-1/2 + i/2$ and $-3/2 - i/2$, where the last element is β . The modified 16-QAM alphabet is shown in Fig. 1, where $\beta = -5/2 - i/2$. ■

In order to analyze the transmit power of our proposed constellation, we require the values of the average energies of the symbols in the alphabets $\tilde{\mathbb{M}}$ and $\tilde{\mathbb{M}} + \alpha = \{x + \alpha \mid x \in \tilde{\mathbb{M}}\}$. When \sqrt{M} is an even integer, and $\tilde{\mathbb{M}}$ is the modified square M -QAM with $\beta = -(\sqrt{M} + 1)/2 - i/2$, straightforward calculations show that the energies of these alphabets are

$$\mathcal{E}(\tilde{\mathbb{M}}) = \frac{1}{M} \sum_{x \in \tilde{\mathbb{M}}} |x|^2 = \frac{M-1}{6} + \frac{1}{4} + \frac{1}{2\sqrt{M}}, \quad (2)$$

$$\mathcal{E}(\tilde{\mathbb{M}} + \alpha) = \frac{1}{M} \sum_{x \in \tilde{\mathbb{M}} + \alpha} |x|^2 = \frac{M-1}{6} + \frac{3}{4}. \quad (3)$$

In comparison, the energy of the conventional square M -QAM is $(M-1)/6$.

B. New Constellation using Translation Patterns

Our new constellation uses the following ingredients:

- (i) Any M -ary complex alphabet $\tilde{\mathbb{M}}$ satisfying properties *P1* and *P2* in (1). The alphabet $\tilde{\mathbb{M}}$ is used to encode $n_a \log_2 M$ information bits into a n_a -length complex vector $\mathbf{z} = (z_1, \dots, z_{n_a})^\top$, where $z_i \in \tilde{\mathbb{M}}$, $i \in [n_a]$.
- (ii) Any collection $\mathcal{A} = \{A_1, \dots, A_L\}$ of antenna activation patterns, where each A_ℓ is an n_a -sized subset of $[n_t]$. Note that $L \leq \binom{n_t}{n_a}$. A set of $\log_2 L$ information bits are encoded into an activation pattern $A \in \mathcal{A}$.
- (iii) A set \mathcal{T} of *translation vectors* or *translation patterns* consisting of 2^{n_a-1} complex vectors, each of length n_a , i.e., $\mathcal{T} \subset \mathbb{C}^{n_a}$ and $|\mathcal{T}| = 2^{n_a-1}$. An additional $n_a - 1$ information bits are encoded into a translation vector $\mathbf{t} = (t_1, \dots, t_{n_a})^\top \in \mathcal{T}$. We describe the set \mathcal{T} further below in this subsection.

The proposed scheme encodes $n_a \log_2 M + \log_2 L + n_a - 1$ information bits into a vector \mathbf{z} , an activation pattern A and a translation vector \mathbf{t} . These are combined into the transmit vector $\mathbf{x} \in \mathbb{C}^{n_t}$ as follows. The vector \mathbf{z} is first translated or offset using \mathbf{t} , and the n_a components of the resulting vector $\mathbf{z} + \mathbf{t}$ are transmitted through the antennas with indices in A . We introduce some notation to describe this mathematically. Let $A = \{j_1, \dots, j_{n_a}\}$ be an activation pattern from \mathcal{A} , with $j_1 < j_2 < \dots < j_{n_a}$. The function $\mathbf{x} = \psi_A(\mathbf{z} + \mathbf{t})$, defined below in (4), maps the entries of $\mathbf{z} + \mathbf{t}$ into the components of \mathbf{x} indexed by A ,

$$x_{j_l} = z_l + t_l \text{ for all } l \in [n_a], \quad \text{and} \quad x_j = 0 \text{ if } j \notin A. \quad (4)$$

The proposed constellation $\mathcal{C}_\mathcal{T}(\tilde{\mathbb{M}}, \mathcal{A}, \mathcal{T})$, or simply $\mathcal{C}_\mathcal{T}$, is

$$\mathcal{C}_\mathcal{T} = \bigcup_{A \in \mathcal{A}} \bigcup_{\mathbf{t} \in \mathcal{T}} \left\{ \psi_A(\mathbf{z} + \mathbf{t}) \mid z_l \in \tilde{\mathbb{M}}, l \in [n_a] \right\}. \quad (5)$$

We now describe the set \mathcal{T} of translation patterns. We restrict all the components of every translation vector to be equal to either 0 or α , and let \mathcal{T} be the set of all such vectors whose components contain an even number of α 's, i.e., $\mathcal{T} = \{\mathbf{t} \in \{0, \alpha\}^{n_a} \mid \|\mathbf{t}\|_0 \text{ is even}\}$. Note that \mathcal{T} has the same structure as the binary single-parity check code [6], except that the 1's in the single-parity check code are replaced by α 's. From the well-known properties of the single-parity check code, we deduce that $|\mathcal{T}| = 2^{n_a-1}$, and for each $l \in [n_a]$,

exactly half of the vectors in \mathcal{T} have the l^{th} component equal to 0 and the remaining half have the l^{th} component equal to α . Thus, for any $l \in [n_a]$, if a translation vector is picked uniformly at random from \mathcal{T} , the value of its l^{th} component is equally likely to be 0 or α .

Example 2. Consider $n_t = 4$ and $n_a = 3$. In this case, \mathcal{T} consists of the four vectors $(0, 0, 0)^\top$, $(0, \alpha, \alpha)^\top$, $(\alpha, 0, \alpha)^\top$, $(\alpha, \alpha, 0)^\top$. Let $L = 4$ and \mathcal{A} be the collection of the four subsets $\{1, 2, 3\}$, $\{1, 2, 4\}$, $\{1, 3, 4\}$, $\{2, 3, 4\}$. The number of information bits encoded by $\mathcal{C}_\mathcal{T}$ is $n_a \log_2 M + \log_2 L + n_a - 1 = 3 \log_2 M + 4$. Out of these, $3 \log_2 M$ bits are encoded into complex symbols $z_1, z_2, z_3 \in \tilde{\mathbb{M}}$, 2 bits are used to select one of the activation patterns from \mathcal{A} , and the remaining 2 bits are used to choose one of the four possible translation vectors in \mathcal{T} . If the chosen translation vector is $(t_1, t_2, t_3)^\top$, then the transmitted vector \mathbf{x} is of the form

$$(z_1 + t_1, z_2 + t_2, z_3 + t_3, 0)^\top, (z_1 + t_1, z_2 + t_2, 0, z_3 + t_3)^\top, (z_1 + t_1, 0, z_2 + t_2, z_3 + t_3)^\top \text{ or } (0, z_1 + t_1, z_2 + t_2, z_3 + t_3)^\top$$

which correspond to the antenna activation patterns $\{1, 2, 3\}$, $\{1, 2, 4\}$, $\{1, 3, 4\}$ and $\{2, 3, 4\}$, respectively. ■

Note that $|\mathcal{C}_\mathcal{T}| = M^{n_a} L 2^{n_a-1}$ and the spectral efficiency is $\eta(\mathcal{C}_\mathcal{T}) = n_a \log_2 M + \log_2 L + n_a - 1$. For the same alphabet size M and number of antenna activation patterns L , this is $n_a - 1$ more than that of GSM.

Transmit Power of $\mathcal{C}_\mathcal{T}$: Let \mathbb{E} denote the expectation operation. We assume that the n_a components of \mathbf{z} are uniformly distributed over $\tilde{\mathbb{M}}$, \mathbf{t} has uniform distribution over \mathcal{T} , and all the activation patterns A in \mathcal{A} are equally likely. Since $\mathbf{x} = \psi_A(\mathbf{z} + \mathbf{t})$, we observe that $\|\mathbf{x}\|^2 = \|\mathbf{z} + \mathbf{t}\|^2$. Thus, the power of the constellation $\mathcal{C}_\mathcal{T}$ is $P(\mathcal{C}_\mathcal{T}) = \mathbb{E} \|\mathbf{x}\|^2 = \mathbb{E} \|\mathbf{z} + \mathbf{t}\|^2 = \sum_{l=1}^{n_a} \mathbb{E} |z_l + t_l|^2$. Note that for each $l \in [n_a]$, z_l and t_l are independent, z_l is uniformly distributed in $\tilde{\mathbb{M}}$, and t_l is equally likely to be 0 or α . Hence, $\mathbb{E} |z_l|^2 = \mathcal{E}(\tilde{\mathbb{M}})$ and $\mathbb{E} |z_l + \alpha|^2 = \mathcal{E}(\tilde{\mathbb{M}} + \alpha)$, and

$$P(\mathcal{C}_\mathcal{T}) = \sum_{l=1}^{n_a} \frac{\mathbb{E} |z_l|^2 + \mathbb{E} |z_l + \alpha|^2}{2} = n_a \frac{\mathcal{E}(\tilde{\mathbb{M}}) + \mathcal{E}(\tilde{\mathbb{M}} + \alpha)}{2}. \quad (6)$$

Minimum Squared Distance of $\mathcal{C}_\mathcal{T}$: We will show that $d_{\min}^2(\mathcal{C}_\mathcal{T}) = 1$ through the following lemmas. We will assume that the alphabet $\tilde{\mathbb{M}}$ satisfies the properties in (1).

Lemma 1. For any $\mathbf{z} \in \tilde{\mathbb{M}}^{n_a}$, $\mathbf{t} \in \mathcal{T}$ and $A \in \mathcal{A}$, the vector $\mathbf{x} = \psi_A(\mathbf{z} + \mathbf{t})$ satisfies $|x_j|^2 \geq 1/2$ for all $j \in A$ and $x_j = 0$ for all $j \notin A$.

Proof. For a given $j \in A$ there exists an $l \in [n_a]$ such that $x_j = z_l + t_l$. If $t_l = 0$, then $x_j = z_l \in \tilde{\mathbb{M}} \subset \mathbb{Z}[i] + \alpha$, and since every element in $\mathbb{Z}[i] + \alpha$ has squared absolute value at least $1/2$, we have $|x_j|^2 = |z_l|^2 \geq 1/2$. On the other hand, if $t_l = \alpha$, then the real and imaginary parts of $x_j = z_l + \alpha$ are both integers, and hence, $x_j \in \mathbb{Z}[i]$. Also, $z_l \neq -\alpha$ since $-\alpha \notin \tilde{\mathbb{M}}$, and hence, $x_j \neq 0$. In this case, $|x_j|^2 \geq 1$. We conclude that $|x_j|^2 \geq 1/2$ for all $j \in A$. Also, by construction, $x_j = 0$ for $j \notin A$, see (4). □

Lemma 2. Let $\mathbf{z}, \mathbf{z}' \in \tilde{\mathbb{M}}^{n_a}$ and $\mathbf{t}, \mathbf{t}' \in \mathcal{T}$ be any choice of vectors such that $(\mathbf{z}, \mathbf{t}) \neq (\mathbf{z}', \mathbf{t}')$. Then $\|\mathbf{z} + \mathbf{t} - (\mathbf{z}' + \mathbf{t}')\|^2 \geq 1$.

Proof. Since $\tilde{\mathbb{M}} \subset \mathbb{Z}[i] + \alpha$, the real and imaginary parts of every component of \mathbf{z} and \mathbf{z}' are half-integers, i.e., belong to $\mathbb{Z} + 1/2$. This implies that the real and imaginary parts of each component of $\mathbf{z} - \mathbf{z}'$ is an integer, i.e., the components of $\mathbf{z} - \mathbf{z}'$ belong to $\mathbb{Z}[i]$.

We first consider the case $\mathbf{t} = \mathbf{t}'$. Necessarily $\mathbf{z} \neq \mathbf{z}'$, and at least one of the components of $\mathbf{z} - \mathbf{z}'$ is non-zero. Since this component of $\mathbf{z} - \mathbf{z}'$ belongs to $\mathbb{Z}[i]$ and is non-zero, we have $\|\mathbf{z} + \mathbf{t} - (\mathbf{z}' + \mathbf{t}')\|^2 = \|\mathbf{z} - \mathbf{z}'\|^2 \geq 1$.

Now consider $\mathbf{t} \neq \mathbf{t}'$. Since the vectors \mathbf{t} and \mathbf{t}' have even number of non-zero elements (i.e., α 's), they differ in at least two components, say $l, m \in [n_a]$. The l^{th} and m^{th} components of $\mathbf{t} - \mathbf{t}'$ belong to the set $\{\alpha, -\alpha\}$. Now consider the vector $\mathbf{z} + \mathbf{t} - (\mathbf{z}' + \mathbf{t}') = (\mathbf{z} - \mathbf{z}') + (\mathbf{t} - \mathbf{t}')$. The l^{th} component of $\mathbf{z} - \mathbf{z}'$ belongs to $\mathbb{Z}[i]$ and the l^{th} component of $\mathbf{t} - \mathbf{t}'$ is $\pm\alpha$. Thus, the l^{th} component of $(\mathbf{z} - \mathbf{z}') + (\mathbf{t} - \mathbf{t}')$ belongs to $\mathbb{Z}[i] + \alpha$, and therefore, this component has squared magnitude at least $1/2$. Similar result can be proved for the m^{th} component of $(\mathbf{z} - \mathbf{z}') + (\mathbf{t} - \mathbf{t}')$ as well. We conclude that the squared norm of this vector is at least $1/2 + 1/2 = 1$. \square

Theorem 1. *The minimum distance of \mathcal{C}_T is $d_{\min}(\mathcal{C}_T) = 1$.*

Proof. We will show that the minimum squared distance of \mathcal{C}_T is both upper and lower bounded by 1.

Lower bound: Let \mathbf{x} and \mathbf{x}' be generated using the tuples $(\mathbf{z}, \mathbf{t}, A)$ and $(\mathbf{z}', \mathbf{t}', A')$, respectively, i.e., $\mathbf{x} = \psi_A(\mathbf{z} + \mathbf{t})$ and $\mathbf{x}' = \psi_{A'}(\mathbf{z}' + \mathbf{t}')$. We will assume that $(\mathbf{z}, \mathbf{t}, A) \neq (\mathbf{z}', \mathbf{t}', A')$.

Assume $A \neq A'$. There exist $j \in A \setminus A'$ and $j' \in A' \setminus A$, since $A \neq A'$ and $|A| = |A'|$. From Lemma 1, $|x_j|^2, |x_{j'}|^2 \geq 1/2$. Since the j^{th} and j'^{th} components of $\mathbf{x} - \mathbf{x}'$ are x_j and $-x_{j'}$, we conclude $\|\mathbf{x} - \mathbf{x}'\|^2 \geq |x_j|^2 + |x_{j'}|^2 \geq 1/2 + 1/2 = 1$.

If $A = A'$, then $(\mathbf{z}, \mathbf{t}) \neq (\mathbf{z}', \mathbf{t}')$ and $\|\mathbf{x} - \mathbf{x}'\|^2 = \|\mathbf{z} + \mathbf{t} - (\mathbf{z}' + \mathbf{t}')\|^2$. From Lemma 2, we conclude $\|\mathbf{x} - \mathbf{x}'\|^2 = \|\mathbf{z} + \mathbf{t} - (\mathbf{z}' + \mathbf{t}')\|^2 \geq 1$.

Upper bound: Consider any $\mathbf{z} \in \tilde{\mathbb{M}}^{n_a}$ and $A \in \mathcal{A}$, and let $\mathbf{t} = (0, \dots, 0)^T$ and $\mathbf{t}' = (\alpha, \alpha, 0, \dots, 0)^T$, i.e., \mathbf{t} is the all-zero vector and \mathbf{t}' has first two components equal to α and rest equal to 0. Consider the codewords $\mathbf{x} = \psi_A(\mathbf{z} + \mathbf{t})$ and $\mathbf{x}' = \psi_A(\mathbf{z} + \mathbf{t}')$. Then $\|\mathbf{x} - \mathbf{x}'\|^2 = \|\mathbf{z} + \mathbf{t} - (\mathbf{z} + \mathbf{t}')\|^2 = \|\mathbf{t} - \mathbf{t}'\|^2 = 1$. Thus, $d_{\min}^2(\mathcal{C}_T) \leq 1$. \square

Nominal Coding Gain of \mathcal{C}_T : Using (6) and Theorem 1,

$$\delta(\mathcal{C}_T) = \frac{d_{\min}^2(\mathcal{C}_T)}{P(\mathcal{C}_T)} = \frac{2}{n_a(\mathcal{E}(\tilde{\mathbb{M}}) + \mathcal{E}(\tilde{\mathbb{M}} + \alpha))}. \quad (7)$$

For the specific case when \sqrt{M} is an even integer, and $\tilde{\mathbb{M}}$ is the modified square M -QAM, using (2) and (3) in (7),

$$\delta(\mathcal{C}_T) = \left[n_a \left(\frac{M-1}{6} + \frac{1}{2} + \frac{1}{4\sqrt{M}} \right) \right]^{-1}. \quad (8)$$

C. Comparison with GSM

We compare the new constellation with GSM when the spectral efficiencies are equal. For fairness, we will also assume that both schemes use the same number of antenna activation patterns L . We will assume that \mathcal{C}_T uses a modified square QAM alphabet of size $M = 2^{2m}$, where $m \geq 2$ is a positive integer. Then the spectral efficiency of \mathcal{C}_T is

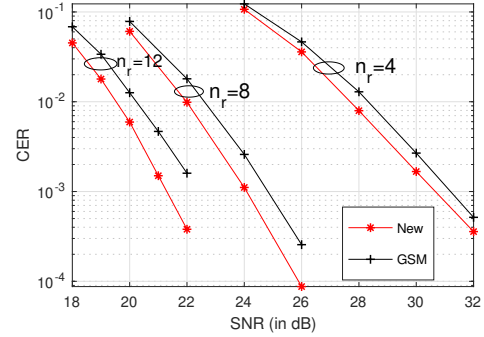


Fig. 2. Comparison with GSM, with $n_a = 3$, $L = 4$ and $\eta = 22$ bits/sec/Hz.

$2mn_a + \log_2 L + n_a - 1$. To achieve the same spectral efficiency, GSM must use two different complex alphabets — it encodes one symbol using 2^{2m} -ary square QAM, and the remaining $n_a - 1$ symbols using a 2^{2m+1} -ary QAM. We assume that both the alphabets are subsets of $\mathbb{Z}[i] + \alpha$, and the latter alphabet is a *cross QAM* [13] of size 2^{2m+1} (note that the energy of cross QAM is less than that of the rectangular QAM of size 2^{2m+1}). It is straightforward to show that the minimum distance of this GSM constellation is equal to 1. The energy of the 2^{2m} -ary square QAM is $(2^{2m} - 1)/6$, and that of the 2^{2m+1} -ary cross QAM is $(31 \cdot 2^{2m+1}/32 - 1)/6$, see [13]. Using this we obtain the power of the GSM constellation \mathcal{C}_{GSM}

$$P(\mathcal{C}_{\text{GSM}}) = \frac{2^{2m} - 1}{6} + (n_a - 1) \frac{31 \cdot 2^{2m+1}/32 - 1}{6},$$

and the nominal coding gain $\delta(\mathcal{C}_{\text{GSM}}) = 1/P(\mathcal{C}_{\text{GSM}})$. Using this with (8), and after straightforward manipulations,

$$\frac{\delta(\mathcal{C}_T)}{\delta(\mathcal{C}_{\text{GSM}})} = \frac{31}{16} \times \frac{1 - \frac{16}{31M} - \frac{15}{31n_a}}{1 + \frac{2}{M} + \frac{3}{2M\sqrt{M}}}. \quad (9)$$

For large values of $M = 2^{2m}$ and n_a , the ratio $\delta(\mathcal{C}_T)/\delta(\mathcal{C}_{\text{GSM}})$ approaches the value $31/16 \approx 1.94$, which is a gain of 2.87 dB. Observe that the second term on the RHS of (9) is an increasing function of M and n_a . Thus, substituting the smallest possible values for M and n_a , i.e., $M = 16$ and $n_a = 2$, in the RHS of (9) shows that $\delta(\mathcal{C}_T)/\delta(\mathcal{C}_{\text{GSM}})$ is lower bounded by $60/49$ (approximately 0.86 dB), for any $m \geq 2$ and $n_a \geq 2$.

IV. SIMULATION RESULTS

We now present simulation results to compare the transmit vector or codeword error rate (CER) of the new constellation with known schemes in the literature under maximum-likelihood decoding at the receiver. We do not consider schemes whose transmit vectors contain components with irrational real or imaginary parts. All simulations presented in this section use $n_t = 4$.

Fig. 2 shows the comparison of the new scheme \mathcal{C}_T with GSM for spectral efficiency 22 bits/sec/Hz, $n_a = 3$ active antennas and for three different values of n_r , viz., 4, 8 and 12. Both schemes use $L = 4$ antenna activation patterns. While the new scheme uses the modified square 64-QAM alphabet and $2^{n_a-1} = 4$ translation patterns (as in Example 2), GSM modulates two of the three transmit symbols using cross 128-QAM and the remaining symbol using square 64-QAM. Fig. 2

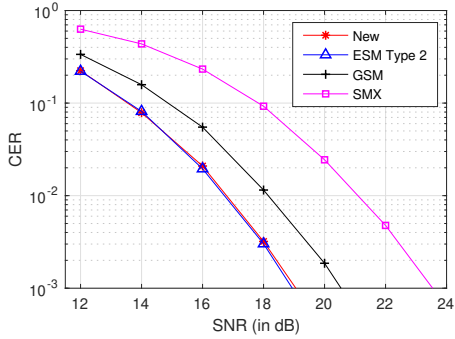


Fig. 3. Comparison with ESM Type2, GSM and spatial multiplexing.

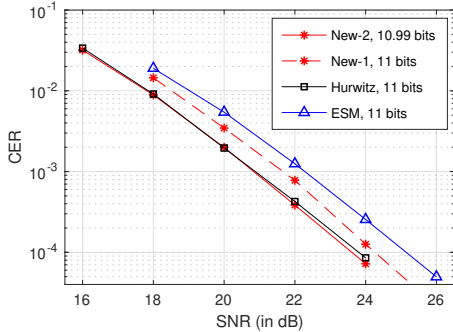


Fig. 4. Comparison for $n_a = 2$, $n_r = 4$ and $\eta \approx 11$ bits/sec/Hz.

shows that the new scheme is better, and the performance gap is larger for larger values of n_r . From (9), the nominal coding gain of \mathcal{C}_T is larger than that of GSM by 1.92 dB. Note that [7]–[9] do not provide constructions for $n_a = 3$.

Fig. 3 compares the new scheme with GSM, spatial multiplexing (SMX) [12], and Enhanced Spatial Modulation (ESM)-Type2 from [8] for $n_a = 2$, $n_r = 8$ and $\eta = 14$ bits/sec/Hz. Among the schemes presented in [8] that do not perform coding across time, ESM-Type2 has the best error performance. SMX uses two transmit antennas and cross 128-QAM alphabet. GSM uses square 64-QAM and $L = 4$ antenna activation patterns. ESM-Type2 exploits all possible, i.e., $\binom{n_t}{n_a} = 6$, pairwise antenna activations in addition to single-antenna activations. For fairness, the new scheme \mathcal{C}_T (see (5)) uses $L = 6$ activation patterns. We use a 37-ary alphabet $\tilde{\mathbb{M}}$ satisfying (1), along with $2^{n_a-1} = 2$ translation patterns, yielding η slightly more than 14 bits/sec/Hz. The 37 points in $\tilde{\mathbb{M}}$ were chosen from $(\mathbb{Z}[i] + \alpha) \setminus \{-\alpha\}$ to minimize the transmit power (6) using a simple computer search. Fig. 3 shows that ESM-Type2 and the new scheme have similar CER, and both of them perform better than GSM and SMX. The nominal coding gains δ of ESM-Type2 and the new scheme are 0.0821 and 0.079, respectively, a loss of 0.17 dB for the new scheme with respect to ESM-Type2.

In Fig. 4 we consider $n_a = 2$, $n_r = 4$ and spectral efficiencies close to 11 bits/sec/Hz. We compare two new schemes, New-1 and New-2, with the Hurwitz integers based constellation from [9] and Enhanced Spatial Modulation (ESM) from [7]. The scheme from [9] uses $L = 6$ antenna activation patterns, while ESM uses 6 pairwise antenna activations and 4 single-antenna activations, and both these schemes have $\eta = 11$ bits/sec/Hz. The new scheme New-1 uses modified square 16-QAM (see Fig. 1) and $L = 4$ yielding $\eta = 11$. To be

fair with respect to the number of antenna activation patterns, we include the performance of New-2, which uses $L = 6$ and a 13-point constellation $\tilde{\mathbb{M}}$ yielding $\eta = 10.99$ bits/sec/Hz. The points in $\tilde{\mathbb{M}}$ were chosen from $(\mathbb{Z}[i] + \alpha) \setminus \{-\alpha\}$ and were chosen such that the transmit power (6) is as small as possible. Fig. 4 shows that New-1 performs better than ESM, even though it uses less number of antenna activations than ESM, and New-2 outperforms both ESM and the Hurwitz integer based constellation. The nominal coding gains δ of New-1, New-2, the Hurwitz integer scheme [9] and ESM [7] are 0.1633, 0.1985, 0.1901, and 0.0773, respectively, which matches with the error performance shown in Fig. 4.

V. CONCLUSION

We showed that carefully designed translation patterns, in addition to antenna activation patterns, can be used to encode information in GSM. Comparing with known schemes whose transmit vectors consist of only rational components, the new constellation performs nearly as well as ESM-Type2 [8], and outperforms [7], [9] and GSM in terms of error performance and nominal coding gain. Explicit construction of ESM-Type2 is available only for limited choice of system parameters (only for 16 and 64-QAM alphabets, $n_t = 4, 8$ and n_a even). In comparison, our framework provides constructions for any choice of n_t , $n_a \geq 2$ and alphabet size M .

REFERENCES

- [1] M. D. Renzo, H. Haas, and P. M. Grant, “Spatial modulation for multiple-antenna wireless systems: a survey,” *IEEE Communications Magazine*, vol. 49, no. 12, pp. 182–191, 2011.
- [2] J. Wang, S. Jia, and J. Song, “Generalised spatial modulation system with multiple active transmit antennas and low complexity detection scheme,” *IEEE Trans. Wireless Commun.*, vol. 11, no. 4, pp. 1605–1615, 2012.
- [3] A. Younis, N. Serafimovski, R. Mesleh, and H. Haas, “Generalised spatial modulation,” in *2010 Conference Record of the Forty Fourth Asilomar Conference on Signals, Systems and Computers*, 2010, pp. 1498–1502.
- [4] J. Fu, C. Hou, W. Xiang, L. Yan, and Y. Hou, “Generalised spatial modulation with multiple active transmit antennas,” in *2010 IEEE Globecom Workshops*, 2010, pp. 839–844.
- [5] J. H. Conway and N. J. A. Sloane, *Sphere packings, lattices and groups*. Springer Science & Business Media, 2013, vol. 290.
- [6] F. J. MacWilliams and N. J. A. Sloane, *The Theory of Error-Correcting Codes*. Elsevier, 1977, vol. 16.
- [7] C. Cheng, H. Sari, S. Sezginer, and Y. T. Su, “Enhanced spatial modulation with multiple signal constellations,” *IEEE Trans. Commun.*, vol. 63, no. 6, pp. 2237–2248, June 2015.
- [8] —, “New signal designs for enhanced spatial modulation,” *IEEE Trans. Wireless Commun.*, vol. 15, no. 11, pp. 7766–7777, 2016.
- [9] J. Freudenberger, D. Rohweder, and S. Shavgulidze, “Generalized Multi-stream Spatial Modulation With Signal Constellations Based on Hurwitz Integers and Low-Complexity Detection,” *IEEE Wireless Communications Letters*, vol. 7, no. 3, pp. 412–415, 2018.
- [10] J. Freudenberger and S. Shavgulidze, “Signal Constellations Based on Eisenstein Integers for Generalized Spatial Modulation,” *IEEE Communications Letters*, vol. 21, no. 3, pp. 556–559, 2017.
- [11] J. Harshan and E. Viterbo, “Integer Space-Time Block Codes for Practical MIMO Systems,” *IEEE Wireless Communications Letters*, vol. 2, no. 4, pp. 455–458, 2013.
- [12] D. Tse and P. Viswanath, *Fundamentals of Wireless Communication*. Cambridge University Press, 2005.
- [13] P. K. Vitthaladevuni, M. Alouini, and J. C. Kieffer, “Exact BER computation for cross QAM constellations,” *IEEE Trans. Wireless Commun.*, vol. 4, no. 6, pp. 3039–3050, 2005.