

LETTER TO THE EDITOR

Turnaround density as a probe of the cosmological constant

Vasiliki Pavlidou^{1,2,*}, Giorgos Korkidis,^{1,2} Theodore N. Tomaras¹, Dimitrios Tanoglidis^{1,3}

¹ Department of Physics and Institute for Theoretical and Computational Physics, University of Crete, GR-70013, Heraklio, Greece

² Institute of Astrophysics, Foundation for Research and Technology – Hellas, Vassilika Vouton, GR-70013 Heraklio, Greece

³ Department of Astronomy and Astrophysics and KICP, University of Chicago, Chicago, IL 60637, USA

ABSTRACT

Spherical collapse predicts that a single value of the turnaround density (average matter density within the scale on which a structure detaches from the Hubble flow) characterizes all cosmic structures at the same redshift. It has been recently shown by Korkidis et al. that this feature persists in complex non-spherical galaxy clusters identified in N-body simulations. Here we show that the low-redshift evolution of the turnaround density constrains the cosmological parameters, and that it can be used to derive a local constraint on $\Omega_{\Lambda,0}$ alone, independent of $\Omega_{m,0}$. The turnaround density thus provides a promising new way to exploit upcoming large cosmological datasets.

Key words. large-scale structure of Universe – cosmological parameters – Galaxies: clusters: general

1. Introduction

Despite the numerous successes of concordance Λ CDM cosmology, increasingly accurate cosmological datasets are starting to reveal tensions (see e.g. Riess et al. 2018, 2019; Hildebrandt et al. 2017; Joudaki et al. 2017; Motloch & Hu 2018; Planck Collaboration et al. 2018; Charnock et al. 2017; Raveri & Hu 2019; Adhikari & Huterer 2019; Bernal et al. 2016; Zhao et al. 2017; Di Valentino et al. 2019). Additionally, our evidence for the existence of vacuum energy, whether in the form of a cosmological constant Λ or not, remains indirect, with different datasets constraining primarily the relation between the present-day values of the matter and Λ density parameters ($\Omega_{m,0}$ and $\Omega_{\Lambda,0}$, respectively), rather than $\Omega_{\Lambda,0}$ alone. This is in contrast to $\Omega_{m,0}$, to which certain datasets (e.g. cluster abundances, baryon acoustic oscillations) are almost exclusively sensitive, independently of the value or existence of $\Omega_{\Lambda,0}$. This periodically leads to a critical revisitation of the strength of the evidence that $\Omega_{\Lambda,0} \neq 0$ (Kolb et al. 2006; Buchert & Räsänen 2012; Nielsen et al. 2016; Dam et al. 2017; Colin et al. 2019; Kang et al. 2020), also fuelled by the lack of generally-accepted fundamental-physics-driven candidates for the nature of vacuum energy. In this context, yet-unexplored probes of the cosmological parameters can provide new insights to the cosmological model.

In recent years, considerable attention has been given to the properties of cosmic structures on the largest scales as a means to locally probe cosmology and alternative theories of gravity (e.g., Cuesta et al. 2008; Tavio et al. 2008; Tiret & Combes 2008; Pavlidou & Tomaras 2014; Pavlidou et al. 2014; Diemer & Kravtsov 2014; Stark et al. 2017; Baxter et al. 2017; Adhikari et al. 2018; Walker et al. 2019). The turnaround radius (the scale on which a cosmic structure detaches from the Hubble flow) has been the focus of many such studies (Pavlidou et al. 2014; Tanoglidis et al. 2015, 2016; Lee & Li 2017; Bhattacharya et al. 2017; Nojiri et al. 2018; Capozziello et al. 2019; Santa & Enea Romano 2019; Lopes et al. 2019; Wong 2019). The

turnaround radius can be measured kinematically in any galaxy cluster, as the boundary between the cluster and the expanding Universe. Spherical collapse predicts that all structures turning around at some cosmic epoch share a characteristic average density within the turnaround radius, the *turnaround density* ρ_{ta} . Korkidis et al. (2019) have shown, using N-body simulations, that a single turnaround radius also meaningfully describes simulated galaxy clusters with realistic shapes, and that the average matter density within that turnaround radius has a narrow distribution around a characteristic value for clusters of all masses, consistent with the predictions of spherical collapse.

The turnaround density is sensitive to the presence of a cosmological constant Λ . Once the effect of Λ becomes dominant over the gravitational self-attraction of matter, it halts structure growth (Busha et al. 2003, 2005; Pavlidou & Tomaras 2014; Tanoglidis et al. 2015). As a consequence, in an ever-expanding Universe with Λ , not all overdensities are destined to eventually detach from the Hubble flow (e.g. Pavlidou & Fields 2005), and ρ_{ta} has a hard lower bound of $2\rho_{\Lambda} = 2(\Lambda c^2/8\pi G)$ (Pavlidou & Tomaras 2014). The evolution of ρ_{ta} thus changes between early and late cosmic times in a cosmology-revealing manner. In Λ CDM, at early times, when matter dominates, ρ_{ta} falls as a^{-3} , where $a = (1+z)^{-1}$ is the scale factor of the Universe (see e.g. Padmanabhan 1993; Peebles 1980; and §2). At late times, when Λ dominates, $\rho_{ta} \rightarrow 2\rho_{\Lambda} \propto a^0$ (Fig. 1, black solid line). In contrast, in an open matter-only Universe, ρ_{ta} decreases without bound, as a^{-3} while matter dominates, and as a^{-2} when curvature takes over (Fig. 1, red dashed line). For the present cosmic epoch, concordance Λ CDM predicts that $\rho_{ta} \propto a^{-1.5}$ (Fig. 1, dotted black line), already shallower than the asymptotic late-time behavior of a matter-only Universe. It is therefore reasonable to expect that a measurement of the evolution of ρ_{ta} with redshift could provide evidence for the existence of Λ . This result is independent of the (universal for all cosmologies) early-times behavior of ρ_{ta} , so observations at low redshifts would be sufficient to establish it. The turnaround density could thus provide a “local” probe of the cosmological parameters, demonstrating the exist-

* E-mail: pavlidou@physics.uoc.gr

tence of dark energy by using its effect on scales much smaller than the observable universe, and structures located at low redshifts.

In this letter, we explore the type of constraints that could be placed on the cosmological parameters $\Omega_{m,0}$ and $\Omega_{\Lambda,0}$ by measurements of the present-day value of the turnaround density, $\rho_{ta,0}$, and of its present-day rate of change with redshift $d\rho_{ta}/dz|_0$. For the predictions of the concordance Λ CDM model we use the 2018 Planck cosmological parameters (Planck Collaboration et al. 2018): $\Omega_{m,0} = 0.315$, $\Omega_{\Lambda,0} = 1 - \Omega_{m,0}$, $H_0 = 67.4$ km/s/Mpc. This choice has no qualitative effect on our conclusions.

2. Evolution of ρ_{ta}

We consider a spherical shell of evolving radius R_s destined to eventually turn around, surrounding a single spherical perturbation in an otherwise homogeneous and isotropic Universe. We consider the background Universe on a scale R large enough so that the perturbation alters negligibly its expansion properties.

The evolution of both the background Universe and the shell will be described by a Friedmann equation, each with a different curvature constant κ . We consider shells that turn around late enough so that their turnaround radius is much larger than their size at matter-radiation equality, and we therefore only consider the matter, curvature, and cosmological constant contributions to the Friedmann equation. For the background Universe we write:

$$\left(\frac{\dot{R}}{R}\right)^2 = \frac{8\pi G}{3}\rho_m + \frac{\Lambda c^2}{3} - \frac{\kappa_U c^2}{R^2}. \quad (1)$$

From Eq. 1 we can obtain κ_U in terms of the present-day value of the Hubble parameter, $H_0 = \dot{R}|_0/R_0$ (quantities with subscript 0 refer to $z = 0$):

$$\kappa_U c^2 = -R_0^2 \left[H_0^2 - \frac{8\pi G}{3}\rho_{m,0} - \frac{\Lambda c^2}{3} \right]. \quad (2)$$

We define the present-day critical density $\rho_{c,0} = 3H_0^2/8\pi G$, and the background-Universe scale factor $a = R/R_0 = 1/(1+z)$ (so that $a = 1$ today and $\rho_m = \rho_{m,0}a^{-3}$). Then, substituting in (1) yields the Friedmann equation in its most frequently encountered form,

$$\left(\frac{\dot{a}}{a}\right)^2 = H_0^2 \left[\Omega_{m,0}a^{-3} + \Omega_{\Lambda,0} + (1 - \Omega_{m,0} - \Omega_{\Lambda,0})a^{-2} \right] \quad (3)$$

where $\Omega_{\Lambda,0} = \Lambda c^2/3H_0^2$. For the spherical shell around the perturbation we write:

$$\left(\frac{\dot{R}_s}{R_s}\right)^2 = \frac{8\pi G}{3}\rho_{m,s} + \frac{\Lambda c^2}{3} - \frac{\kappa_s c^2}{R_s^2}. \quad (4)$$

In this case, we obtain κ_s by considering the state of the shell at its time of turnaround, a_{ta}^1 . Then, $\dot{R}_s = 0$; the size of the shell is equal to the turnaround radius, $R_{s,ta}$; and its enclosed mass density is equal to the turnaround density ρ_{ta} at a_{ta} :

$$\kappa_s c^2 = R_{s,ta}^2 \left(\frac{8\pi G}{3}\rho_{ta} + \frac{\Lambda c^2}{3} \right). \quad (5)$$

¹ If a structure is observed at redshift z , $a_{ta} = (1+z)^{-1}$; a shell achieving turnaround at that time can always be identified, as the scale on which the boundary of the structure joins the Hubble flow.

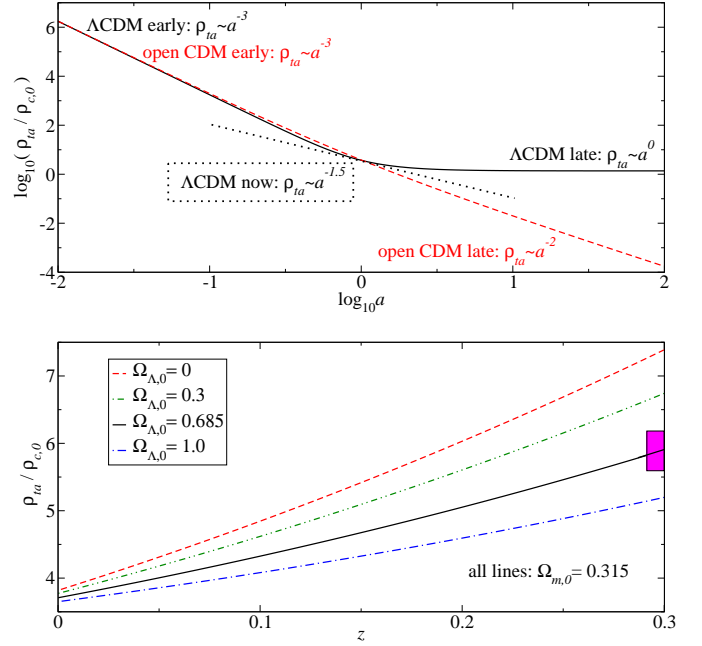


Fig. 1. Upper panel: evolution with scale factor a of ρ_{ta} in units of the present-day critical density, $\rho_{c,0}$. Black solid line: flat Λ CDM cosmology with $\Omega_{m,0} = 0.315$ (Planck Collaboration et al. 2018). Red dashed line: matter-only open cosmology, with $\Omega_{m,0} = 0.315$, $\Omega_{\Lambda,0} = 0$. Black dotted line: present-day ($a = 1$) tangent to the black solid line, with slope $\rho_{ta} \sim a^{-1.5}$, shallower than the asymptotic behavior of an $\Omega_{\Lambda,0} = 0$ Universe. Lower panel: evolution of ρ_{ta} with redshift z , for $\Omega_{m,0} = 0.315$ and different values of $\Omega_{\Lambda,0}$. The magenta shaded box shows the accuracy that can be achieved by measuring ρ_{ta} in 100 clusters at $z = 0.3$ with fractional uncertainty of 50% in each, and is indicative of the discriminating power of such an experiment.

Substituting in (4), defining the shell scale factor $a_s = R_s/R_{s,ta}$ (so that $a_s = 1$ at the time of turnaround and $\rho_{m,s} = \rho_{ta}a_s^{-3}$), and measuring densities in units of the background-Universe critical density $\rho_{c,0}$ yields:

$$\left(\frac{\dot{a}_s}{a_s}\right)^2 = H_0^2 \left[\Omega_{ta}a_s^{-3} + \Omega_{\Lambda,0} - (\Omega_{ta} + \Omega_{\Lambda,0})a_s^{-2} \right], \quad (6)$$

where $\Omega_{ta} = \rho_{ta}/\rho_{c,0}$. Ω_{ta} is a function a_{ta} , which in turn depends on the initial overdensity within the shell: initially denser perturbations turn around earlier. Dividing Eq. (6) by Eq. (3) and taking the positive square root (since for $a_s \leq 1$ both Universe and perturbation expand) we obtain

$$\frac{da_s}{da} = \frac{a_s}{a} \sqrt{\frac{\Omega_{ta}a_s^{-3} + \Omega_{\Lambda,0} - (\Omega_{ta} + \Omega_{\Lambda,0})a_s^{-2}}{\Omega_{m,0}a^{-3} + \Omega_{\Lambda,0} + (1 - \Omega_{m,0} - \Omega_{\Lambda,0})a^{-2}}}. \quad (7)$$

The turnaround density Ω_{ta} as a function of turnaround time a_{ta} can be obtained by integration of the perturbation scale factor a_s from 0 to 1 and the Universe scale factor a from 0 to a_{ta} :

$$\int_0^1 \frac{da_s}{\sqrt{\Omega_{ta}(a_s^{-1} - 1) + \Omega_{\Lambda,0}(a_s^2 - 1)}} = \int_0^{a_{ta}} \frac{da}{\sqrt{\Omega_{m,0}a^{-1} + \Omega_{\Lambda,0}a^2 + (1 - \Omega_{m,0} - \Omega_{\Lambda,0})}}. \quad (8)$$

The result of this integration is plotted in the upper panel of Fig. 1, for a flat Λ CDM cosmology with $\Omega_{m,0} = 0.315$ (black

solid line), and an open CDM universe with $\Omega_{m,0} = 0.315$ and $\Omega_{\Lambda,0} = 0$ (red dashed line). The present-day slope of the scaling is shown with the dotted line. Remarkably, the present cosmic epoch coincides with the era of transition between asymptotic behaviors. For this reason, $\Omega_{ta}(z)$ curves for different values of $\Omega_{\Lambda,0}$ deviate from each other very quickly, already at low z , as shown in the lower panel of Fig. 1.

In principle, two exact measurements of Ω_{ta} at two different redshifts would uniquely determine $\Omega_{m,0}$ and $\Omega_{\Lambda,0}$. Alternatively, if Ω_{ta} is measured at some redshift (e.g. $z = 0$, $a_{ta} = 1$), then Eq. (8) yields a constraint on the relative values of $\Omega_{m,0}$ and $\Omega_{\Lambda,0}$. A measurement of the present-day value of Ω_{ta} is most sensitive to the value of $\Omega_{m,0}$ [see Fig. 2, red contours; note also in the lower panel of Fig. 1 that different $\Omega_{\Lambda,0}$ yield very similar present-day Ω_{ta} when $\Omega_{m,0}$ remains the same].

The lower panel of Fig. 2 shows that the present-day value of the rate of change of Ω_{ta} with z for a given value of $\Omega_{m,0}$ is very sensitive to $\Omega_{\Lambda,0}$. This implies that $d\Omega_{ta}/dz|_0 = -d\Omega_{ta}/da_{ta}|_0$ would be a useful cosmological observable. We can obtain a prediction for $d\Omega_{ta}/da_{ta}$ by differentiating Eq. (8) with respect to a_{ta} :

$$\begin{aligned} -\frac{1}{2} \frac{d\Omega_{ta}}{da_{ta}} \int_0^1 \frac{da_s (a_s^{-1} - 1)}{[\Omega_{ta}(a_s^{-1} - 1) + \Omega_{\Lambda,0}(a_s^2 - 1)]^{3/2}} &= \\ &= \frac{1}{\sqrt{\Omega_{m,0} a_{ta}^{-1} + \Omega_{\Lambda,0} a_{ta}^2 + (1 - \Omega_{m,0} - \Omega_{\Lambda,0})}}. \end{aligned} \quad (9)$$

For the present cosmic epoch ($a_{ta} = 1$) Eq. (9) becomes

$$-\frac{1}{2} \frac{d\Omega_{ta}}{da_{ta}} \Big|_0 \int_0^1 \frac{da_s (a_s^{-1} - 1)}{[\Omega_{ta0}(a_s^{-1} - 1) + \Omega_{\Lambda,0}(a_s^2 - 1)]^{3/2}} = 1, \quad (10)$$

independent of $\Omega_{m,0}$.

If a measurement is then made of Ω_{ta} in a sufficient number of clusters at a range of (low) redshifts, then both the slope $d\Omega_{ta}/dz|_0$ and the intercept Ω_{ta0} of the scaling can be derived. A constraint on $\Omega_{\Lambda,0}$ alone can thus be obtained from Eq. (10) [see Fig. 2, purple contours].

3. Possible constraints on cosmological parameters

Here we present a simplified estimate of the potential accuracy of a measurement of Ω_{ta0} and $d\Omega_{ta}/dz|_0$, and of the associated inference of the cosmological parameters $\Omega_{m,0}$ and $\Omega_{\Lambda,0}$, under the following three assumptions. 1. Errors are dominated by statistical uncertainties. 2. $\Omega_{ta}(z)$ behaves approximately linearly with z in the low redshift range we will consider. 3. The redshift distribution of measured clusters follows $dn/dz \propto z^2$.

We can obtain an estimate of the uncertainties in $d\Omega_{ta}/dz|_0$ and Ω_{ta0} by considering the errors in the slope and intercept of a linear regression fit to $\Omega_{ta}(z) \approx \Omega_{ta0} + (d\Omega_{ta}/dz|_0)z$ of a sample of n measurements of (z_i, Ω_{tai}) in individual galaxy clusters with $z \leq z_{max}$. In each cluster, Ω_{tai} is measured with some uncertainty $\sigma_{\Omega_{tai}}$. In linear regression, the standard error of the slope, $\sigma_{d\Omega_{ta}/dz|_0}$, is $\sqrt{(\sum_{i=1}^n \epsilon_i^2/n) / [(n-2)\text{Var}(z)]}$, where ϵ_i are

² This is equivalent to assuming that distances $\propto z$ and a constant number density of clusters in the nearby Universe. Such a distribution approximates well the redshift distribution of clusters in e.g. Wen et al. (2012) out to $z \sim 0.2$. For higher redshifts the number of clusters in Wen et al. (2012) grows more slowly with z , which for a fixed number of clusters results in tighter constraints.

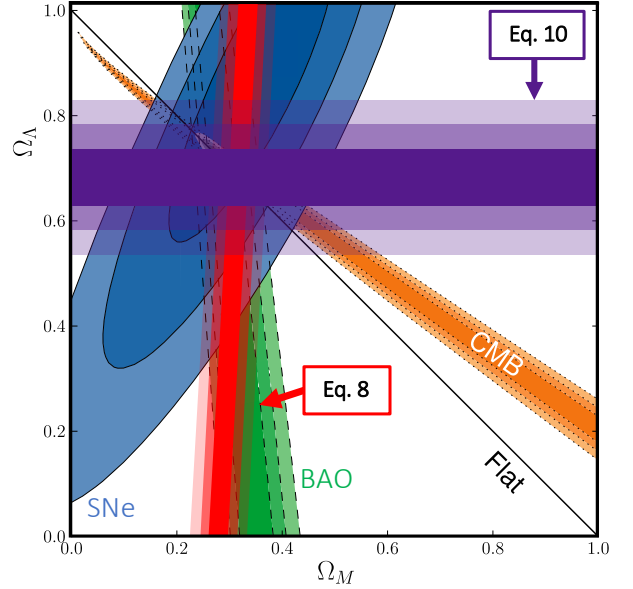


Fig. 2. Constraints on $\Omega_{m,0}$ and $\Omega_{\Lambda,0}$ from the cosmic microwave background (CMB, orange contours, WMAP, Komatsu et al. 2011), supernovae (blue contours, Union 2 SN Ia compilation, Amanullah et al. 2010), and baryon acoustic oscillations (green contours, SDSS, Eisenstein et al. 2005); from Amanullah et al. 2010, Fig. 10). The red and purple contours correspond to projected 1, 2, and 3σ constraints implied by Eq. (8) and Eq. (10), respectively, using a presumed high-accuracy measurement of the evolution of Ω_{ta} at the low-redshift Universe ($\sim 42,000$ galaxy clusters at $z \leq 0.3$, with an individual-cluster Ω_{ta} uncertainty of 50%, see §3), yielding a 1.5% accuracy estimate of Ω_{ta0} and a 3.5% estimate of $d\Omega_{ta}/dz|_0$. We have assumed that Ω_{ta} evolves with z as predicted by flat $\Omega_{m,0} = 0.315$, Λ CDM cosmology. At this level of accuracy, $\Omega_{\Lambda,0} > 0$ could be established at a 14σ confidence level from the turnaround density data alone.

the regression residuals and $\text{Var}(z)$ the variance of the independent variable. $\sum_{i=1}^n \epsilon_i^2/n$ is equal to $\langle \sigma_{\Omega_{tai}}^2 \rangle$. If Ω_{ta} in all clusters can be measured with the same fractional accuracy f , then $\sum_{i=1}^n \epsilon_i^2/n = \langle f^2 \Omega_{ta}^2(z) \rangle = f^2 [\Omega_{ta0}^2 + (d\Omega_{ta}/dz|_0)^2 z^2]$. To calculate both the latter average and $\text{Var}(z)$, we use $dn/dz \sim z^2$. Finally, dividing by $d\Omega_{ta}/dz|_0$, we obtain the fractional uncertainty of the slope:

$$\frac{\sigma_{d\Omega_{ta}/dz|_0}}{d\Omega_{ta}/dz|_0} \sim \frac{5f}{\sqrt{n-2}} \sqrt{\frac{\Omega_{ta0}^2/z_{max}^2}{(d\Omega_{ta}/dz|_0)^2} + \frac{3}{5} + \frac{3}{2} \frac{\Omega_{ta0}/z_{max}}{d\Omega_{ta}/dz|_0}}. \quad (11)$$

The error of the intercept is related to that of the slope through $\sigma_{\Omega_{ta0}}^2 = \sigma_{d\Omega_{ta}/dz|_0}^2 \langle z^2 \rangle$. Calculating the latter average and using Eq. (11) we obtain

$$\frac{\sigma_{\Omega_{ta0}}}{\Omega_{ta0}} \sim \frac{\sigma_{d\Omega_{ta}/dz|_0}}{d\Omega_{ta}/dz|_0} \sqrt{\frac{3}{5}} z_{max}. \quad (12)$$

Measurements of Ω_{ta} in individual clusters will likely have a relatively poor accuracy ($f \sim 0.5$)³. If concordance Λ CDM cosmology holds, then $\Omega_{ta0} = 3.71$ (Eq. 8) and $d\Omega_{ta}/dz|_0 =$

³ This comes from a typical uncertainty of $\sim 30\%$ in the cluster mass measurement (e.g. Köhlinger et al. 2015), an uncertainty of $\sim 10\%$ in the turnaround radius (comparable to what has been claimed for nearby clusters, e.g., Karachentsev & Kashibadze 2005; Karachentsev & Nasonova 2010), and a $\sim 25\%$ halo-to-halo scatter seen in N-body simulations (Korkidis et al. 2019).

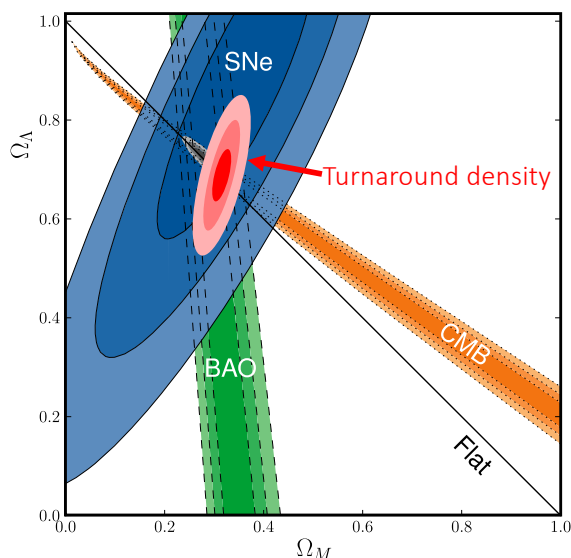


Fig. 3. Red/pink contours: projected 1, 2, and 3 σ confidence intervals on $\Omega_{m,0}$ and $\Omega_{\Lambda,0}$ from turnaround density data only, obtained by combining the constraints from Eq. (8) and Eq. (10) shown in Fig. 3. As in Fig. 2, the contours are over-plotted on Fig. 10 of Amanullah et al. (2010) showing constraints from supernovae (blue), the CMB (orange), and baryon acoustic oscillations (green).

$-d\Omega_{ta}/da_{ta}|_0 = 5.67$ (Eq. 10). If then Ω_{ta} were measured in the $\sim 42,000$ clusters with $z_{max} = 0.3$ and $M_{200} > 0.6 \times 10^{14} M_{\odot}$ in the 14,000 square degrees of the Sloan Digital Sky Survey (SDSS) III (Wen et al. 2012) with $f = 0.5$, we could obtain an estimate of Ω_{ta0} with an uncertainty of $\sim 1.5\%$, and an estimate of $d\Omega_{ta}/dz|_0$ with an uncertainty of $\sim 3.5\%$. These would yield the constraints on $\Omega_{m,0}$ and $\Omega_{\Lambda,0}$ shown in Fig. (2) with the red (Eq. 8) and purple (Eq. 10) contours. The projected measurement of $\Omega_{\Lambda,0}$ shown features a 7% accuracy, corresponding to a 14 σ confidence level that $\Omega_{\Lambda,0} > 0$. In Fig. 3 we have combined the constraints from Eqs. (10) and Eq. (8) to obtain confidence levels on the values of $\Omega_{m,0}$ and $\Omega_{\Lambda,0}$, assuming all uncertainties to be Gaussian and ignoring non-linear corrections to the low-redshift behavior of $\Omega_{ta}(z)$.

4. Discussion

Eq. 10 being independent of $\Omega_{m,0}$ is a nontrivial feature, not shared by any of the currently used probes of the cosmological parameters, which makes the evolution of ρ_{ta} especially attractive as a direct, local probe of $\Omega_{\Lambda,0}$. The CMB primarily probes the geometry of the Universe, so the confidence region on the $\Omega_{m,0} - \Omega_{\Lambda,0}$ plane that can be directly derived from it resembles a negative-slope strip (Fig. 2, orange), and it is only in combination with other probes (e.g., weak lensing, or baryon acoustic oscillations) that the CMB reveals a clear preference for $\Omega_{\Lambda,0} \sim 0.7$ (e.g., Spergel et al. 2003; Planck Collaboration et al. 2018). Cluster abundances and baryon acoustic oscillations on the other hand are primarily sensitive to $\Omega_{m,0}$ (as is the present-day value of the turnaround density) and by themselves reveal very little about the existence of a cosmological “constant” (Fig. 2, green and red). This is why observational evidence in support of the currently accepted $\Omega_{m,0} \sim 0.3$ predated the general adoption of a non-zero cosmological constant (e.g. Davis et al. 1985; Bahcall & Cen 1993; Cole et al. 1995). Finally, type Ia supernovae, which, as standard candles, probe the cosmological parameters

by mapping the redshift dependence of the luminosity distance, only constrain the relative values of $\Omega_{m,0}$ and $\Omega_{\Lambda,0}$ if they are observed in the low-redshift Universe. This constraint is a diagonal positive-slope strip on the $\Omega_{m,0} - \Omega_{\Lambda,0}$ plane (Perlmutter et al. 1997). The slope of this strip changes with increasing redshift, and thus only by extending supernovae observations to high redshifts ($z \sim 1$) can a measurement of both $\Omega_{m,0}$ and $\Omega_{\Lambda,0}$ be obtained (Goobar & Perlmutter 1995). By contrast, through Eq. 10 we can estimate $\Omega_{\Lambda,0}$ today, with no reference to $\Omega_{m,0}$, using the effect of Λ on galaxy-cluster scales rather than on the Universe as a whole, and based on low-redshift observations alone.

Note that the independence of Eq. 10 from $\Omega_{m,0}$ holds only at $z = 0$. Producing an estimate of $\Omega_{\Lambda,0}$ using Eq. 10 requires measuring the present-day slope and intercept of $\Omega_{ta}(z)$, ideally within a redshift range where Ω_{ta} grows linearly with z . When data from higher redshifts are used, non-linear terms will introduce some dependence between the $\Omega_{\Lambda,0}$ and $\Omega_{m,0}$ estimates, which however can be quantified based on Eq. 8. In practice, once measurements of Ω_{ta} are obtained, a nonlinear fit will be performed on the predicted $\Omega_{ta}(z)$ parameterized by $\Omega_{m,0}$ and $\Omega_{\Lambda,0}$ (see lower panel of Fig. 1), which will yield a measurement of both cosmological parameters (similar to the contours of Fig. 3). For the range $z \leq 0.3$ considered in §3, the deviation of $\Omega_{ta}(z)$ from its linear approximation around $z = 0$ is $< 10\%$ for any value of $\Omega_{\Lambda,0}$: small, but not subdominant compared to the statistical uncertainties that can be achieved using the large number of available clusters out to this distance. For this reason, the predicted shapes of the constraints from $\Omega_{ta}(z)$ in Fig. 2 should be viewed as approximate.

The technique discussed here depends on independent measurements of Ω_{ta} in different structures, and does not require completeness of the sample of clusters used. For this reason, the same result can be obtained with measurements in only a fraction of the $z \leq 0.3$ SDSS clusters, if the sample is optimized in terms of its redshift distribution. There is also margin for improvement in the accuracy of the measurement of Ω_{ta} in individual clusters, for example by applying quality cuts based on the absence of massive neighbors (Korkidis et al. 2019), mass cuts (Köhlinger et al. 2015), or galaxy-number cuts (Karachentsev & Nasonova 2010; Lee 2018). About 500 well-selected $z < 0.3$ clusters, uniformly distributed over redshift, with Ω_{ta} measured with 25% accuracy in each, would be enough to establish $\Omega_{\Lambda,0} > 0$ at the 5 σ level.

In estimating the potential accuracy of constraints on $\Omega_{m,0}$ and $\Omega_{\Lambda,0}$, we assumed all uncertainties to be statistical. However, before any statement on cosmology can be made based on measurements of $\Omega_{ta}(z)$, systematic errors have to be carefully considered as well. For the proof-of-principle calculation of §2 we used the model of spherical collapse of a single structure in an otherwise uniform and isotropic background universe. Although Korkidis et al. (2019) have shown that the predictions of spherical collapse for Ω_{ta} persist in N-body simulations, they have reported a small systematic shift towards higher values of Ω_{ta} , due to effects opposing gravity in realistic cosmic structures (primarily tidal forces from massive neighbors and, to a much smaller extent, rotation - see also Bhattacharya & Tomaras 2019). Whether this shift evolves with redshift and how remains to be explored with simulations.

Measuring ρ_{ta} in a single cluster requires separate measurements of the cluster turnaround radius, R_{ta} and of the cluster mass M_{ta} within R_{ta} ; then the turnaround density is simply obtained from $\rho_{ta} = 3M/4\pi R_{ta}^3$. Each of R_{ta} and M_{ta} might also suffer from systematic biases in their measurement that also have to be quantified and accounted for, using both mock ob-

servations of simulated structures and cross-calibration of measurements using different techniques. The uncertainty of a single measurement of ρ_{ta} is dominated by that of R_{ta} , which in turn can be obtained from observations of peculiar velocities with respect to the Hubble flow of cluster member galaxies, provided these galaxies have distances measured by some indicator other than redshift. Estimates of the turnaround radius have been attempted in several nearby structures (Karachentsev & Kashibadze 2005; Lee 2018), including the Virgo cluster (Karachentsev & Nasonova 2010), and the Fornax-Eridanus complex (Nasonova et al. 2011). Although deriving cosmological parameters from these measurements requires a careful consideration of uncertainties involved that is beyond of scope of this work, it is worth noting that these measurements are consistent with Planck-parameters concordance Λ CDM.

Deriving Ω_{ta} from ρ_{ta} in general requires an assumption on the value of $H_0 = h \times 100 \text{ km s}^{-1} \text{ Mpc}^{-1}$. However, many techniques for the measurement of cluster masses and cluster radii are themselves calibrated on the local expansion of the Universe (i.e. they yield masses in $h^{-1} M_\odot$ and radii in $h^{-1} \text{ Mpc}$). Estimates of Ω_{ta} obtained from such measurements are independent of h .

Extending such analyses to a large number of structures will require the measurement of a large number of cluster masses, redshifts, and independent distance estimates of member galaxies. However, these measurements are already considered of high cosmological significance and large-scale campaigns to obtain them are planned or underway. In this context, the turnaround density provides a new promising way to analyze and exploit upcoming large cosmological datasets.

Acknowledgements. We thank A. Zezas, K. Tassis, I. Papadakis, V. Charmandaris, N. Kyllafis, and I. Papamastorakis for valuable discussions, and an anonymous referee for their careful review and constructive comments. GK acknowledges support from the European Research Council under the European Union's Horizon 2020 research and innovation program, under grant agreement No 771282.

References

- Adhikari, S. & Huterer, D. 2019, *J. Cosmology Astropart. Phys.*, 2019, 036
- Adhikari, S., Sakstein, J., Jain, B., Dalal, N., & Li, B. 2018, *J. Cosmology Astropart. Phys.*, 2018, 033
- Amanullah, R., Lidman, C., Rubin, D., et al. 2010, *ApJ*, 716, 712
- Bahcall, N. A. & Cen, R. 1993, *ApJ*, 407, L49
- Baxter, E., Chang, C., Jain, B., et al. 2017, *ApJ*, 841, 18
- Bernal, J. L., Verde, L., & Riess, A. G. 2016, *J. Cosmology Astropart. Phys.*, 2016, 019
- Bhattacharya, S., Dialektopoulos, K. F., Enea Romano, A., Skordis, C., & Tomaras, T. N. 2017, *J. Cosmology Astropart. Phys.*, 2017, 018
- Bhattacharya, S. & Tomaras, T. N. 2019, arXiv e-prints, arXiv:1911.06228
- Buchert, T. & Räsänen, S. 2012, *Annual Review of Nuclear and Particle Science*, 62, 57
- Busha, M. T., Adams, F. C., Wechsler, R. H., & Evrard, A. E. 2003, *ApJ*, 596, 713
- Busha, M. T., Evrard, A. E., Adams, F. C., & Wechsler, R. H. 2005, *MNRAS*, 363, L11
- Capozziello, S., Dialektopoulos, K. F., & Luongo, O. 2019, *International Journal of Modern Physics D*, 28, 1950058
- Charnock, T., Battye, R. A., & Moss, A. 2017, *Phys. Rev. D*, 95, 123535
- Cole, S., Fisher, K. B., & Weinberg, D. H. 1995, *MNRAS*, 275, 515
- Colin, J., Mohayaee, R., Rameez, M., & Sarkar, S. 2019, *A&A*, 631, L13
- Cuesta, A. J., Prada, F., Klypin, A., & Moles, M. 2008, *MNRAS*, 389, 385
- Dam, L. H., Heinesen, A., & Wiltshire, D. L. 2017, *MNRAS*, 472, 835
- Davis, M., Efstathiou, G., Frenk, C. S., & White, S. D. M. 1985, *ApJ*, 292, 371
- Di Valentino, E., Melchiorri, A., & Silk, J. 2019, *Nat. Astron.* [arXiv:1911.02087]
- Diemer, B. & Kravtsov, A. V. 2014, *ApJ*, 789, 1
- Eisenstein, D. J., Zehavi, I., Hogg, D. W., et al. 2005, *ApJ*, 633, 560
- Goobar, A. & Perlmutter, S. 1995, *ApJ*, 450, 14
- Hilbrandt, H., Viola, M., Heymans, C., et al. 2017, *MNRAS*, 465, 1454
- Joudaki, S., Mead, A., Blake, C., et al. 2017, *MNRAS*, 471, 1259
- Kang, Y., Lee, Y.-W., Kim, Y.-L., Chung, C., & Ree, C. H. 2020, *ApJ*, 889, 8
- Karachentsev, I. D. & Kashibadze, O. G. 2005, arXiv e-prints, astro
- Karachentsev, I. D. & Nasonova, O. G. 2010, *MNRAS*, 405, 1075
- Köhlinger, F., Hoekstra, H., & Eriksen, M. 2015, *MNRAS*, 453, 3107
- Kolb, E. W., Matarrese, S., & Riotto, A. 2006, *New Journal of Physics*, 8, 322
- Komatsu, E., Smith, K. M., Dunkley, J., et al. 2011, *ApJS*, 192, 18
- Korkidis, G., Pavlidou, V., Tassis, K., et al. 2019, *A&A* submitted, arXiv:1912.08216
- Lee, J. 2018, *ApJ*, 856, 57
- Lee, J. & Li, B. 2017, *ApJ*, 842, 2
- Lopes, R. C. C., Voivodic, R., Abramo, L. R., & Sodr e, Laerte, J. 2019, *J. Cosmology Astropart. Phys.*, 2019, 026
- Motloch, P. & Hu, W. 2018, *Phys. Rev. D*, 97, 103536
- Nasonova, O. G., de Freitas Pacheco, J. A., & Karachentsev, I. D. 2011, *A&A*, 532, A104
- Nielsen, J. T., Guffanti, A., & Sarkar, S. 2016, *Scientific Reports*, 6, 35596
- Nojiri, S., Odintsov, S. D., & Faraoni, V. 2018, *Phys. Rev. D*, 98, 024005
- Padmanabhan, T. 1993, *Structure Formation in the Universe* (Cambridge University Press)
- Pavlidou, V. & Fields, B. D. 2005, *Phys. Rev. D*, 71, 043510
- Pavlidou, V., Tetradis, N., & Tomaras, T. N. 2014, *J. Cosmology Astropart. Phys.*, 2014, 017
- Pavlidou, V. & Tomaras, T. N. 2014, *J. Cosmology Astropart. Phys.*, 2014, 020
- Peebles, P. J. E. 1980, *The large-scale structure of the universe* (Princeton University Press)
- Perlmutter, S., Gabi, S., Goldhaber, G., et al. 1997, *ApJ*, 483, 565
- Planck Collaboration, Aghanim, N., Akrami, Y., et al. 2018, arXiv e-prints, arXiv:1807.06209
- Raveri, M. & Hu, W. 2019, *Phys. Rev. D*, 99, 043506
- Riess, A. G., Casertano, S., Yuan, W., et al. 2018, *ApJ*, 855, 136
- Riess, A. G., Casertano, S., Yuan, W., Macri, L. M., & Scolnic, D. 2019, *ApJ*, 876, 85
- Santa, C. & Enea Romano, A. 2019, arXiv e-prints, arXiv:1905.07620
- Spergel, D. N., Verde, L., Peiris, H. V., et al. 2003, *ApJS*, 148, 175
- Stark, A., Miller, C. J., & Huterer, D. 2017, *Phys. Rev. D*, 96, 023543
- Tanoglidis, D., Pavlidou, V., & Tomaras, T. 2016, arXiv e-prints, arXiv:1601.03740
- Tanoglidis, D., Pavlidou, V., & Tomaras, T. N. 2015, *J. Cosmology Astropart. Phys.*, 2015, 060
- Tavio, H., Cuesta, A. J., Prada, F., Klypin, A. A., & Sanchez-Conde, M. A. 2008, arXiv e-prints, arXiv:0807.3027
- Tiret, O. & Combes, F. 2008, *A&A*, 483, 719
- Walker, S., Simionescu, A., Nagai, D., et al. 2019, *Space Sci. Rev.*, 215, 7
- Wen, Z. L., Han, J. L., & Liu, F. S. 2012, *ApJS*, 199, 34
- Wong, C. C. 2019, arXiv e-prints, arXiv:1910.10477
- Zhao, G.-B., Raveri, M., Pogosian, L., et al. 2017, *Nature Astronomy*, 1, 627