

# Very-extreme-mass-ratio bursts in the Galaxy and neighbors for space-borne detectors

Wen-Biao Han<sup>1,2,3\*</sup>, Xing-Yu Zhong<sup>1,2,7†</sup>, Xian Chen<sup>4,5‡</sup>, Shuo Xin<sup>6,8§</sup>

<sup>1</sup>Shanghai Astronomical Observatory, Shanghai, 200030, China

<sup>2</sup>School of Astronomy and Space Science, University of Chinese Academy of Sciences, Beijing 100049, China

<sup>3</sup>School of Fundamental Physics and Mathematical Sciences, Hangzhou Institute for Advanced Study, UCAS, Hangzhou 310024, China

<sup>4</sup>Astronomy Department, School of Physics, Peking University, Beijing 100871, China

<sup>5</sup>Kavli Institute for Astronomy and Astrophysics at Peking University, Beijing 100871, China

<sup>6</sup>Tongji University, Shanghai, 200092, China

<sup>7</sup>International Centre for Theoretical Physics Asia-Pacific, Beijing/Hangzhou, China

<sup>8</sup>Key Laboratory for Research in Galaxies and Cosmology, Shanghai Astronomical Observatory, Shanghai 200030, China

Accepted XXX. Received YYY; in original form ZZZ

## ABSTRACT

Two recent papers (Amaro Seoane 2019; Gourgoulhon et al. 2019) revealed that in our Galaxy there are very extreme-mass-ratio inspirals composed by brown dwarfs and the supermassive black hole at the center of the Galaxy. The event rates estimated in these papers are very considerable for future space-borne detectors. In addition, there are plunge events during the formation of inspiraling orbits. In this work, we calculate the gravitational waves from compact objects (brown dwarf, primordial black hole and etc.) plunging into or being scattered by the central supermassive black hole. We find that for space-borne detectors the signal-to-noise ratios of these bursts are quite high. The event rates are estimated as  $\sim 0.01\text{yr}^{-1}$  for the Galaxy. If we are lucky, this kind of very extreme-mass-ratio bursts will offer a unique chance to reveal the nearest supermassive black hole and nuclei dynamics. The event rate can be as large as  $4 \sim 8\text{yr}^{-1}$  in 10 Mpc, and because the signal is strong enough for observations by space-borne detectors, we have a good chance of being able to probe the nature of neighboring black holes.

**Key words:** black hole physics–gravitational waves – stars: low-mass – galaxy: centre.

## 1 INTRODUCTION

After one century, the gravitational waves (GWs) predicted by Einstein’s gravitational theory have been detected by the advanced Laser Interferometer Gravitational-wave Observatory (aLIGO) and advanced Virgo (AdV), with more than 10 events in the O1 and O2 runs (Abbott et al. 2016a,b, 2017a,b). The success of GW detection has motivated plans for space-borne interferometers with arm-lengths of about a million kilometers. The Laser Interferometer Space Antenna (LISA <http://lisa.nasa.gov/>), Taiji (Hu & Wu 2017) and Tian-Qin (Luo et al. 2017), with planned launches in the 2030s, will focus the observation band from 0.1 milli-Hertz to 1 Hz. An extreme-mass-ratio inspiral (EMRI) (Amaro Seoane et al. 2007; Amaro Seoane 2018), for example a stellar-mass compact object ( $1\text{--}10 M_{\odot}$ ) orbiting around a supermassive black hole (SMBH), is a promising source of a GW signal in the band of these space-borne detectors (Amaro Seoane et al. 2007; Babak et al. 2017; Danzmann et al. 2017; Berry et al. 2019). In particular, there are extreme mass-ratio bursts (EMRBs), which are produced when a compact object passes through periapsis on a highly eccentric orbit about a much more massive object (Rubbo et al. 2006; Hopman et al. 2007; Yunes,

et al. 2008; Toonen et al. 2009; Berry & Gair 2013a,b; Linial & Sari 2017; Fernández & Kobayashi 2019). The event rate of this kind of burst source is  $0.2\text{yr}^{-1}$  within 100 Mpc, and the signal-to-noise ratio is up to a few tens based on the analysis by (Berry & Gair 2013b).

Recently, two groups independently reported that in our Galactic Centre, LISA will see a few very extreme mass-ratio inspirals. The mass ratio is about  $10^{-8}$  (Amaro Seoane 2019; Gourgoulhon et al. 2019), and this kind of source, called a X-MRI (Amaro Seoane 2019) is composed of a brown dwarf inspiralling into the SMBH. The event rates these authors estimated are quite high, and could be more than 10 once the LISA starts to observe.

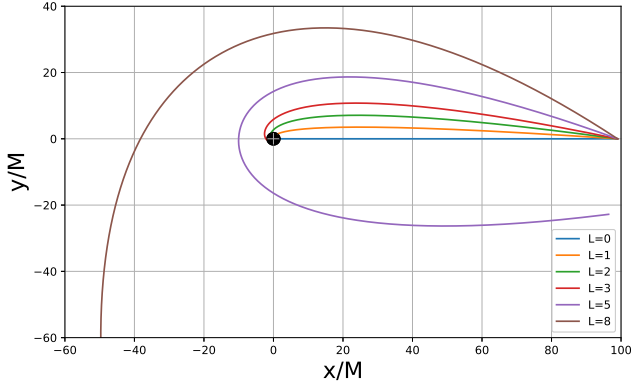
There are, however, many more brown dwarfs with unbound orbits than with bound ones (X-MRIs). These brown dwarfs with plunge orbits will collide with the SMBH and produce burst GWs, if the event rate is considerable, LISA will detect this kind of GWs. In the present paper, we refer to this kind of GW source as a very extreme mass-ratio burst (XMRB). In our Galaxy, the signal-to-noise ratio (SNR) of XMRBs will be as large as a few thousand. XMRBs in the Galactic Centre will be very easy to find with LISA, and the GWs of XMRBs will give us a unique chance to investigate the nature of the central SMBH. In this paper, we first calculate the waveforms and SNRs of some typical XMRBs, and then we show that the event rate of this kind of GW burst is about  $10\text{yr}^{-2}$  in our Galaxy and about  $4\text{--}8\text{yr}^{-1}$  within 10 Mpc distance. Finally, we address the expectation

\* E-mail: wbhan@shao.ac.cn

† E-mail: zxy@shao.ac.cn

‡ E-mail: xian.chen@pku.edu.cn

§ E-mail: xinshuo@tongji.edu.cn



**Figure 1.** The orbits of compact objects with different angular momentum starting from  $99 M$  to the central supermassive black hole.

of the detection of XMRBs in our Galaxy and neighboring galaxies by LISA, Taiji and Tian-Qin.

## 2 ORBITS AND WAVEFORMS OF XMRBS

An XMRB is composed of a compact object such as a brown dwarf or primordial black hole with mass  $10^{-2} \sim 10^{-1} M_{\odot}$ , and in our Galaxy the central black hole has a mass of about  $4.3 \times 10^6 M_{\odot}$ . The small objects can thus be safely treated as test particles. For an unbound orbit of a test particle plunging into or scattered by a Schwarzschild black hole, the geodesics are governed by the following equations (with geometric units:  $c = G = 1$ ):

$$\left(\frac{dr}{dt}\right)^2 = [E^2 - (1 - \frac{2M}{r})(1 + \frac{L^2}{r^2})] \cdot (1 - \frac{2M}{r})^{-2} \cdot E^{-2} \quad (1)$$

$$\frac{d\varphi}{dt} = \frac{L}{r^2} \cdot (1 - \frac{2M}{r}) \cdot E^{-1} \quad (2)$$

The initial velocity is assumed to be much lower than the velocity of light, then the energy of particle  $E = 1$  in the unit of the mass itself, the valid potential energy  $U^2 = (1 - \frac{2M}{r})(1 + \frac{L^2}{r^2})$  will have a peak value. This value is equal to 1 when  $L = 4$ . So if  $0 \leq L \leq 4$  the particle will plunge into the horizon, and if  $L > 4$ , the particle will be scattered. Figure 1 shows the plunging and scattered orbits with  $L < 4$  and  $L > 4$  respectively.

For the plunging case, we use a formalism based on the Teukolsky equation (Teukolsky 1973) to compute the GW. The Teukolsky equation is a curvature perturbation method for a Kerr black hole and coincides with Regge-Wheeler and Zerilli equation (Regge & Wheeler 1957; Zerilli 1970) when the spin  $a = 0$ . Here, we mainly calculate the Schwarzschild cases, but in the future we will use the Teukolsky equation to simulate spinning SMBHs in detail. The numerical method in the frequency domain has been developed in a number of studies (Sasaki & Nakamura 1982; Mano et al. 1996; Hughes 2000; Fujita & Tagoshi 2004, 2005; Han 2010; Han et al. 2017) (and references inside). The perturbation field  $\psi_4$ , decomposed in frequency domain, is

$$\psi_4 = \frac{1}{(r - ia \cos \theta)^4} \int_{-\infty}^{\infty} d\omega \sum_{lm} R_{lm\omega}(r) {}_{-2}S_{lm}^{a\omega}(\theta) e^{-i\omega t + im\phi} \quad (3)$$

where The function  ${}_{-2}S_{lm}^{a\omega}(\theta)$  is a spin-weighted spheroidal harmonic that can be computed via eigenvalue (Hughes 2000) or continuous fraction methods (Leaver 1985). The radial function  $R_{lm\omega}(r)$  obeys the Teukolsky equation:

$$\Delta^2 \frac{d}{dr} \left( \frac{1}{\Delta} \frac{dR_{lm\omega}}{dr} \right) - V(r) R_{lm\omega}(r) = -\mathcal{T}_{lm\omega}(r), \quad (4)$$

where  $\mathcal{T}_{lm\omega}(r)$  is the source term, and  $\Delta = r^2 - 2Mr + a^2$ . The potential is  $V(r) = -\frac{K^2 + 4i(r-M)K}{\Delta} + 8i\omega r + \lambda$ , where  $K = (r^2 + a^2)\omega - ma$ ,  $\lambda \equiv \varepsilon_{lm} - 2am\omega + a^2\omega^2 - 2$ , where the number  $\varepsilon_{lm}$  is the eigenvalue of the spheroidal harmonic.

Using the Green function method (Arfken 1985), we can obtain the solution of the Teukolsky equation with a purely outgoing property at infinity and a purely ingoing property at the horizon:

$$R_{lm\omega}(r) = \frac{1}{2i\omega C_{lm\omega}^{trans} B_{lm\omega}^{inc}} \left\{ R_{lm\omega}^{\infty}(r) \int_{r_+}^r dr' R_{lm\omega}^H T_{lm\omega} \Delta^{-2} + R_{lm\omega}^H(r) \int_{r_+}^{\infty} dr' R_{lm\omega}^{\infty} T_{lm\omega} \Delta^{-2} \right\} \quad (5)$$

The asymptotic behavior of this solution near horizon and infinity is

$$R_{lm\omega}(r \rightarrow r_+) = \frac{B_{lm\omega}^{trans} \Delta^2 e^{-iPr^*}}{2i\omega C_{lm\omega}^{trans} B_{lm\omega}^{inc}} \int_{r_+}^{\infty} dr' R_{lm\omega}^{\infty} T_{lm\omega} \Delta^{-2} \equiv Z_{lm\omega}^{\infty} \Delta^2 e^{-iPr^*} \quad (6)$$

$$R_{lm\omega}(r \rightarrow \infty) = \frac{r^3 e^{i\omega r^*}}{2i\omega B_{lm\omega}^{inc}} \int_{r_+}^{\infty} dr' R_{lm\omega}^H T_{lm\omega} \Delta^{-2} \equiv Z_{lm\omega}^H r^3 e^{i\omega r^*} \quad (7)$$

where  $P = \omega - ma/2Mr_+$ , and  $r^*$  is the tortoise coordinate.

In general, because the homogeneous solution will diverge near the infinity, we cannot derive solutions directly from the Teukolsky equation with any kind of accuracy. To solve this problem, we can convert the equation to the Sasaki-Nakamura equation (Sasaki & Nakamura 1982):

$$\frac{d^2 X_{lm\omega}}{dr^{*2}} - F(r) \frac{dX_{lm\omega}}{dr^*} - U(r) X_{lm\omega} = 0 \quad (8)$$

and use the transform  $r_{lu}$  (Mino et al. 1997; Hughes 2000) from the Sasaki-Nakamura function to the Teukolsky function:

$$R_{lm\omega}^{H,\infty} = \frac{1}{\eta} \left[ (\alpha + \frac{\beta,r}{\Delta}) \chi_{lm\omega}^{H,\infty} - \frac{\beta}{\Delta} \chi_{lm\omega,r}^{H,\infty} \right] \quad (9)$$

where  $\chi_{lm\omega}^{H,\infty} = X_{lm\omega}^{H,\infty} \Delta / \sqrt{r^2 + a^2}$ ;  $\alpha, \beta, \eta$  and the potentials  $F(r), U(r)$  can be found in (Hughes 2000). In this way, we can calculate the solutions of the homogeneous Teukolsky equation.

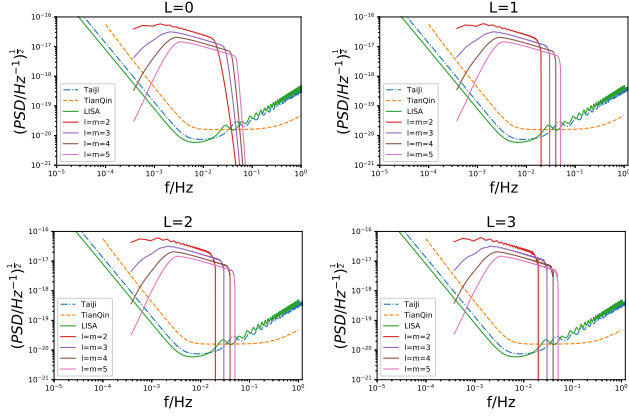
$\psi_4$  is related to the amplitude of the GW at infinity as

$$\psi_4(r \rightarrow \infty) \rightarrow \frac{1}{2} (\ddot{h}_+ - i\dot{h}_\times). \quad (10)$$

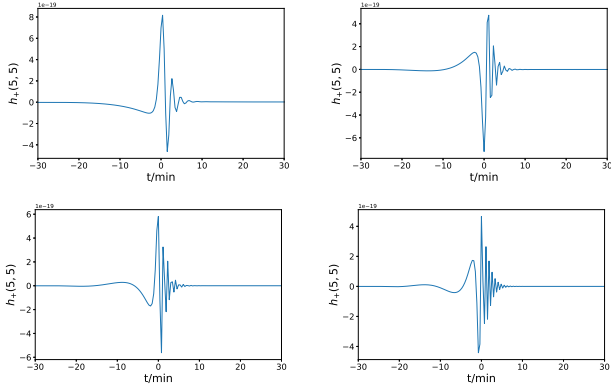
The gravitational waveform, observed from distance  $R$ , latitude angle  $\theta$  and azimuthal angle  $\phi$ , is then given by

$$h_+ - ih_\times = \frac{2}{R} \sum_{lm} \int_{-\infty}^{\infty} d\omega \frac{1}{\omega^2} Z_{lm\omega}^H {}_{-2}S_{lm}^{a\omega}(\theta) e^{i(m\phi - \omega[t - r^*])} \quad (11)$$

Now, we compute the waveforms for the XMRBs with angular momentums  $L = 0, L = 1, L = 2, L = 3$ . Because  $L < 4$ , all these XMRBs will plunge into the black hole directly. These waveforms are calculated using the frequency-domain Teukolsky equation detailed above.



**Figure 2.** Sensitivity curves (LISA, Taiji and Tianqin) and XRMB’s GW amplitude spectral density with the different angular momentum  $L = 0$ ,  $L = 1$ ,  $L = 2$ ,  $L = 3$ . The mass of the plunging object is  $0.1M_{\odot}$ .

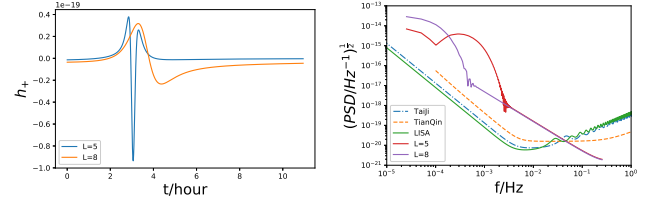


**Figure 3.** The time-domain waveforms of the different harmonic modes for the  $L = 0$  case.

Figure 2 shows the very strong GW burst signals produced by the XRMBs in the Galactic Centre, the frequency is about  $10^{-2}$  Hz, corresponding to the most sensitive frequency band of the space-borne detectors. We can see not only the (2,2) modes but also the (3,3) (4,4) and (5,5) ones, as they are strong enough in relation to the sensitivity curves of LISA, Taiji, and Tianqin.

Figure 3 shows the time-domain waveform  $h_+$  obtained by the inverse Fourier transform: the duration of these signals is around 20 min for the modes (2,2), (3,3), (4,4) and (5,5).

The plunging signals are very strong, and very important for detecting the structure of the central black hole. However, there are also scattered orbits when the angular momentum  $L$  is larger than 4. Because the particle is far away from the central SMBH for its entire orbit (The closest distance is more than  $30 M$  from the SMBH for the  $L = 8$  orbit), and integrating the Teukolsky equation is CPU-expensive, we use the quadrupole formula to obtain the time-domain waveform (Peters & Mathews 1963; Peters 1964), and then obtain the frequency-domain waveform by a Fourier transform. For the  $L = 5$  orbit, when the particle passes by the SMBH, the distance can be as close as  $10 M$ , and thus the quadrupole formula may be inaccurate, but it is still good enough to give a qualitative result, which is the aim of this paper. However, the scattered orbits are less important than the plunging orbits: the latter ones have a much higher SNR and produce the ringdown signal that is a crucial signature of for a black hole. For



**Figure 4.** time-domain and frequency-domain waveforms for scattered orbits with angular momentum  $L = 5$ ,  $L = 8$ , the mass of the plunging object is still  $0.1M_{\odot}$ .

completeness, we include the scattered sources (which have almost no influence on the event rate – see the next section) and use the quadrupole approximation to show the signals qualitatively. In addition, the semirelativistic approach developed by (Ruffini & Sasaki 1981) also works on the burst waveforms, and should be suitable for parameter estimation.

Figure 4 shows that the signal produced by a scattered particle will exist for several hours. Of course, it is much weaker than the plunging one, but in our Galaxy this kind of signal can still be detected.

In order to quantitatively demonstrate the strength of the XRMBs, we compute the SNRs of these signals (Moore et al. 2015):

$$\text{SNR}^2 = 4\text{Re} \int_0^{\infty} \frac{|\tilde{h}(f)|^2}{S_n(f)} df \quad (12)$$

From Table 1, it can be seen that the SNRs of the plunging sources are very high. For the scattered sources, however, the SNR is much lower. For the  $L = 5$  and  $L = 8$ , the SNRs are 280, 167, 51 and 20, 12, 4 for LISA, Taiji and Tianqin, if in our Galaxy. Therefore, the signals of these scattered sources in neighboring galaxies will be too weak to detect. However, for the plunging burst signals, even at 10 Mpc distance, the signal of the (2, 2) mode may still be detected by LISA if the plunging objects have a slightly greater mass.

Because of the high SNR, we expect that the plunging sources will determine the parameters of the central black hole to a high accuracy. To demonstrate this, we use the Fisher matrix (Cutler & Flanagan 1994) to estimate the parameters of an XRMB with a large SNR. The errors for parameter estimation can be approximated by the square root of the diagonal elements of the inverse of the Fisher matrix  $\Gamma_{ij}$ ,

$$\Gamma_{ij} = \left( \frac{\partial h}{\partial \lambda_i} \middle| \frac{\partial h}{\partial \lambda_j} \right) \quad (13)$$

where  $h$  is the GW signal. In this paper, we consider only two parameters  $\lambda_i = (M, a)$  which are the parameters corresponding to the mass and spin of the central black hole. The parameter estimation errors are

$$\Delta \lambda_i \approx \sqrt{(\Gamma^{-1})_{ii}} \quad (14)$$

Assuming that the spin is 0.5 and the masses of the SMBH (Sgr A\*) and the small body are  $4.3 \times 10^6 M_{\odot}$  and  $0.1 M_{\odot}$ , by generating the plunging waveforms from the Teukolsky equation, we find that the mass and spin of the central black hole can be measured to within a fractional error of

$$\Delta M/M \approx 2 \times 10^{-5}, \quad (15)$$

$$\Delta a/a \approx 1 \times 10^{-4}. \quad (16)$$

This high accuracy is due to the very high SNR for the Galactic sources. For source located at a few million parsecs, the plunging burst signal can still constrain the spin of a central black hole to an accuracy of about a few per cent.

**Table 1.** SNRs of the plunging and scattering GW burst signals in the Galactic center for the space-borne detectors (LISA, TaiJi and Tianqin), the mass of small object is 0.1 solar mass.

| $L$     | 0    |      |      |      | 1    |      |      |      | 2    |      |      |      | 3    |      |      |      | 5   |    | 8 |
|---------|------|------|------|------|------|------|------|------|------|------|------|------|------|------|------|------|-----|----|---|
| $l = m$ | 2    | 3    | 4    | 5    | 2    | 3    | 4    | 5    | 2    | 3    | 4    | 5    | 2    | 3    | 4    | 5    | 2   | 2  |   |
| LISA    | 6468 | 4430 | 3193 | 2392 | 6477 | 4435 | 3197 | 2392 | 6495 | 4444 | 3202 | 2397 | 6527 | 4457 | 3211 | 2401 | 280 | 20 |   |
| TaiJi   | 4784 | 3381 | 2472 | 1876 | 4793 | 3384 | 2475 | 1879 | 4807 | 3390 | 2479 | 1882 | 4830 | 3400 | 2484 | 1886 | 167 | 12 |   |
| TianQin | 1965 | 1445 | 1091 | 851  | 1970 | 1450 | 1091 | 851  | 1970 | 1450 | 1095 | 851  | 1984 | 1454 | 1095 | 851  | 51  | 4  |   |

### 3 EVENT RATES OF XMRBS IN OUR GALAXY

We can estimate the event of these bursts using the formula (Amaro Seoane 2019),

$$\Gamma \simeq \frac{N}{T_{\text{rlx}} \ln(\theta_{\text{lc}}^{-2})} \quad (17)$$

where  $N$  is the number of brown dwarfs,  $T_{\text{rlx}}$  is the relaxation timescale due to star-star scattering (two-body relaxation), and  $\theta_{\text{lc}}^2$  is the solid angle of the loss cone within which a brown dwarf will plunge into the SMBH. Because brown dwarfs normally come from elongated orbits, we can calculate  $\theta_{\text{lc}}$  with  $L/L_c$ , where  $L = 8$  is the maximum angular momentum in our simulation that still leads to a significant SNR, and  $L_c$  is the angular momentum of a circular orbit with the same energy as the plunging brown dwarf.

We note that the exact value of  $\Gamma$  depends on the distance from the SMBH. However, in the limit  $\theta_{\text{lc}} \ll 1$ , the majority of the stars in the loss cone come from within the influence radius, where the enclosed stellar mass becomes comparable to the mass of the SMBH (Liu & Chen 2013). Therefore, we can estimate  $\Gamma$  using the values at the influence radius of the SMBH at the Galactic Centre, about 3 pc, and the corresponding relaxation time-scale is  $T_{\text{rlx}} \sim 10^9$  years (Genzel et al. 2010). To derive  $N_*$ , we follow the assumption in Amaro-Seoane(2019) about the initial mass function of stars, and find that there are about  $N \sim 3 \times 10^6$  brown dwarfs within the influence radius. With these consideration, we find that  $\Gamma \sim 10^{-3} \text{ yr}^{-1}$ .

Equation (17) is derived under the assumption that the nuclear star cluster around the SMBH is spherical. However, observations have shown that the stellar distribution in the central 8 pc of the Galactic Centre is triaxial (Feldmeier Krause et al. 2017). In such a potential, the loss cone is refilled mainly by stars on chaotic orbits, and the loss-cone filling rate can be orders of magnitude higher than the rate resulting from two-body relaxation (Merritt & Poon 2004). For this reason, we think it possible that the event rate of the XMRBs in the Galactic Centre could reach  $\Gamma \sim 10^{-2} \text{ yr}^{-1}$ . A careful modeling of the XMRB rate in a triaxial potential is needed to better quantify this.

However, the event rate estimation above is for our Galaxy. If we consider a 10 Mpc distance, assuming that the number density of SMBHs is 0.1/Mpc<sup>3</sup> for 10<sup>5</sup>M<sub>⊙</sub> and 0.01-0.1/Mpc<sup>3</sup> for 10<sup>6</sup>M<sub>⊙</sub> (Marconi et al. 2004), the number of SMBHs inside 10 Mpc is about 400-800. For this distance, from the Table 1, the SNR can achieve at  $\sim 10$  for the dominant (2,2) modes. Therefore, if we take into account the neighbor galaxies inside 10 Mpc, the event rate can arrive at 4-8yr<sup>-1</sup>, which is high enough for detection by space-borne detectors such as LISA. The detection of these types of plunging signals will reveal the nature of black holes.

### 4 CONCLUSIONS

The very extreme mass-ratio sources in our Galaxy are crucial for the space detection of GWs. Owing the extremely small mass ratio,  $\sim 10^{-8}$ , the gravitational self-force of the small body can be ignored. This, together with the high SNR, means that the space-time of the central SMBH can be figured out very precisely.

In the present work, we have considered GW sources known as XMRBs in our Galaxy and neighboring galaxies, which have detectable event rates. Rather than considering Galactic inspiral sources (Amaro Seoane 2019; Gourgoulhon et al. 2019), we considered compact objects such as brown dwarfs and primordial black holes plunging into or being scattered by the central supermassive black hole in Sgr A\* or nearby SMBHs. Because both the plunging and scattering of small objects into the black hole produce transient GW signals (compared with inspiraling sources), we refer to them as very extreme mass-ratio bursts (XMRBs). The frequency of this source is around 10<sup>-3</sup> ~ 10<sup>-2</sup> Hz, which corresponds to the most sensitive frequency band of the space-borne detectors. This kind of signal usually continues from a few tens of minutes to a few hours for SMBHs with a mass  $\sim 10^6 M_{\odot}$ .

The Galactic inspiraling objects stay outside the innermost stable circular orbit of the SMBHs, but the plunging objects collide with the black hole horizon directly, and then the latter can produce GW signals carrying direct information about the horizon. Our calculations show that the SNR is about 10<sup>2</sup> ~ 10<sup>3</sup> for the plunging XMRBs, and  $\sim 20$  for the scattering ones with angular momentum up to  $L = 8$  for the sources in our Galaxy. For the source at 10 Mpc, the SNR can still be as large as  $\sim 10$ . The signals are strong enough to be detected and the event rate we estimated can reach 0.01 yr<sup>-1</sup> for the plunging sources in the Galaxy (the event rate is not sensitive to angular momentum). If we are lucky, this kind of source will be very important for observing the nearest SMBH. Our estimation shows that LISA may be able to determine the mass and spin of the nearest SMBH with an accuracy of better than 10<sup>-4</sup> by observing one XMRB. However, in a radius 10 Mpc volume, there are a few hundreds galaxies (Marconi et al. 2004), and thus the event rate may reach  $\sim 4 - 8 \text{ yr}^{-1}$ , and the SNR of plunge sources is still large enough for space-borne detectors. This makes the XMRBs as potential sources for future space-borne detectors and the detection of the nature of black holes.

### ACKNOWLEDGEMENTS

This work is supported by NSFC No.11273045, and we appreciate the anonymous Referee's suggestions about our work. This work was also supported by MEXT, JSPS Leading-edge Research Infrastructure Program, JSPS Grant-in-Aid for Specially Promoted Re-

search 26000005, JSPS Grant-in-Aid for Scientific Research on Innovative Areas 2905: JP17H06358, JP17H06361 and JP17H06364, JSPS Core-to-Core Program A. Advanced Research Networks, JSPS Grant-in-Aid for Scientific Research (S) 17H06133, the joint research program of the Institute for Cosmic Ray Research, University of Tokyo, and by Key Research Program of Frontier Sciences, CAS, No. QYZDB-SSW-SYS016.

## REFERENCES

- Abbott B. P., et al., 2016, *PhRvL*, 116, 061102  
 Abbott B. P., et al., 2016, *PhRvL*, 116, 241103  
 Abbott B. P., et al., 2017, *PhRvL*, 119, 141101  
 Abbott B. P., et al., 2017, *PhRvL*, 118, 221101  
 Amaro-Seoane P., Gair J. R., Freitag M., Miller M. C., Mandel I., Cutler C. J., Babak S., 2007, *CQGra*, 24, R113  
 Amaro-Seoane P., 2018, *LRR*, 21, 4  
 Amaro-Seoane P., 2019, *PhRvD*, 99, 123025  
 Arfken G., *Mathematical Methods for Physicists* (Academic Press, Orlando, 1985), chapter 16.  
 Babak S., et al., 2017, *PhRvD*, 95, 103012  
 Berry C. P. L., Gair J. R., 2013, *ASPC*, 467, 185, *ASPC..467*  
 Berry C. P. L., Gair J. R., 2013, *MNRAS*, 433, 3572  
 Berry C., et al., 2019, *BAAS*, 51, 42  
 Cutler C., Flanagan É. E., 1994, *PhRvD*, 49, 2658  
 Danzmann K., et al., 2017, A proposal in response to the ESA call for L3 mission concepts  
 Feldmeier-Krause A., Zhu L., Neumayer N., et al., 2017, *MNRAS*, 466, 4040  
 Fernández J. J., Kobayashi S., 2019, *MNRAS*, 487, 1200  
 Fujita R., Tagoshi H., 2004, *PThPh*, 112, 415  
 Fujita R., Tagoshi H., 2005, *PThPh*, 113, 1165  
 Genzel R., Eisenhauer F., Gillessen S., 2010, *RvMP*, 82, 3121  
 Gourgoulhon E., Le Tiec A., Vincent F. H., Warburton N., 2019, *A&A*, 627, A92  
 Han W.-B., 2009, *IJTP*, 48, 621  
 Han W.-B., 2010, *PhRvD*, 82, 084013  
 Han W.-B., Cao Z., Hu Y.-M., 2017, *CQGra*, 34, 225010  
 Hopman C., Freitag M., Larson S. L., 2007, *MNRAS*, 378, 129  
<http://lisa.nasa.gov/>  
 Hughes S. A., 2000, *PhRvD*, 62, 044029  
 Hughes S. A., 2002, *PhRvD*, 65, 069902  
 Hu W.-R. and Wu Y.-L., 2017, *Natl. Sci. Rev.* **4**, no. 5, 685  
 Leaver E. W., 1985, *RSPSA*, 402, 285  
 Linial I., Sari R., 2017, *MNRAS*, 469, 2441  
 Liu F. K., Chen X., 2013, *ApJ*, 767, 18  
 Luo J., et al., 2016, *CQGra*, 33, 035010  
 Mano S., Suzuki H., Takasugi E., 1996, *PThPh*, 95, 1079  
 Marconi A., Risaliti G., Gilli R., L. K. Hunt, Maiolino R., Salvati M., 2004, *MNRAS*, 351, 169  
 Merritt D., Poon M. Y., 2004, *ApJ*, 606, 788  
 Mino Y., Sasaki M., Shibata M., Tagoshi H., Tanaka T., 1997, *PThPS*, 128, 1  
 Moore C. J., Cole R. H., Berry C. P. L., 2015, *CQGra*, 32, 015014  
 Peters P. C., Mathews J., 1963, *PhRv*, 131, 435  
 Peters P. C., 1964, *PhRv*, 136, 1224  
 Regge T., Wheeler J. A., 1957, *PhRv*, 108, 1063  
 Rubbo L. J., Holley-Bockelmann K., Finn L. S., 2006, *AIPC*, 873, 284, *AIPC..873*  
 Ruffini R., Sasaki M., 1981, *PThPh*, 66, 1627  
 Sasaki M., Nakamura T., 1982, *PThPh*, 67, 1788  
 Teukolsky S. A., 1973, *ApJ*, 185, 635  
 Toonen S., Hopman C., Freitag M., 2009, *MNRAS*, 398, 1228  
 Yunes N., Sopuerta C. F., Rubbo L. J., Holley-Bockelmann K., 2008, *ApJ*, 675, 604  
 Zerilli F. J., 1970, *PhRvD*, 2, 2141

This paper has been typeset from a  $\text{\TeX}/\text{\LaTeX}$  file prepared by the author.