

High-order crystal field and rare-earth magnetism in RECo₅ intermetallics

L. V. Pourovskii^{1,2}, J. Boust¹, R. Ballou³, G. Gomez Eslava³, D. Givord^{3†}

¹Centre de Physique Théorique, Ecole Polytechnique, CNRS,

Institut Polytechnique de Paris, 91128 Palaiseau Cedex, France

²Collège de France, 11 place Marcelin Berthelot, 75005 Paris, France

³CNRS, Université Grenoble Alpes, Grenoble INP, Institut Néel, 38000 Grenoble, France

Crystal-field (CF) effects on the rare-earth (RE) ions in ferrimagnetic intermetallics NdCo₅ and TbCo₅ are evaluated using an *ab initio* density functional + dynamical mean-field theory approach in conjunction with a quasi-atomic approximation for on-site electronic correlations on the localized 4*f* shell. The study reveals an important role of the high-order sectoral harmonic component of the CF in the magnetism of RECo₅ intermetallics. An unexpectedly large value is computed in the both systems for the corresponding crystal-field parameter (CFP) $A_6^6\langle r^6 \rangle$, far beyond what one would expect from only electrostatic contributions. It allows solving the enigma of the non-saturation of zero-temperature Nd magnetic moments in NdCo₅ along its easy axis in the Co exchange field. This unsaturated state had been previously found out from magnetization distribution probed by polarised neutron elastic scattering but had so far remained theoretically unexplained. The easy plane magnetic anisotropy of Nd in NdCo₅ is strongly enhanced by the large value of $A_6^6\langle r^6 \rangle$. Counter-intuitively, the polar dependence of anisotropy energy within the easy plane remains rather small. The easy plane magnetic anisotropy of Nd is reinforced up to high temperatures, which is explained through *J*-mixing effects. The calculated *ab initio* anisotropy constants of NdCo₅ and their temperature dependence are in quantitative agreement with experiment. Unlike NdCo₅, the $A_6^6\langle r^6 \rangle$ CFP has negligible effects on the Tb magnetism in TbCo₅ suggesting that its impact on the RE magnetism is ion-specific across the RECo₅ series. The origin of its large value is the hybridization of RE and Co states in a hexagonally coordinated local environment of the RE ion in RECo₅ intermetallics.

I. INTRODUCTION

Magnetic properties of transition-metal (TM)-rare-earth (RE) intermetallics are determined by a subtle interplay between metallic TM *d* electrons and ionic RE *f* electrons. Among those apt at giving rise to permanent magnets^{1–3} the TM constituent is a late 3*d* TM, such as Fe or Co, providing a large magnetization and a high Curie temperature that can reach 1000 K. The RE magnetism in these intermetallics is essentially induced by an exchange field due to the TM ferromagnetic order. The direct exchange coupling between the RE 4*f* magnetic moments is comparatively much weaker^{4–6} and can be neglected. The magnetic anisotropy qualifying such magnets as hard arises, on the other hand, dominantly from the RE sublattice, especially at low and intermediate temperatures. It stems from the strong spin-orbit (SO) coupling at the 4*f* shell transferring to magnetism the anisotropy of crystal-field (CF). The magnitude of this RE single-ion anisotropy (SIA) is thus determined by the CF acting on the 4*f* shell and its interplay with the TM-induced exchange field B_{ex} of a comparable magnitude.

The so-called two-sublattice model shortly outlined above is believed to be relevant to the RECo₅¹, RE₂Co₁₇, and RE₂Fe₁₄B₂⁷ material families, which comprise key modern high-performance magnets. Among the quan-

ties determining the RE SIA in these materials, i. e. the TM magnetization, TM-RE exchange coupling and CF⁸, the later is particularly hard to assess both experimentally and theoretically. In particular, extracting CF parameters (CFPs) from high-field magnetization measurements (see e. g. Refs 9–14) is subject to significant uncertainties, as the total magnetization and macroscopical anisotropy constants measured in such experiments should be subsequently separated into the RE and TM contributions on the basis of a particular microscopical two-sublattice model. In the analysis of such experiments it is usual to include only low-rank CFPs and to restrict the consideration to the ground-state (GS) RE multiplet^{10,15,16}. The parameter-free *ab initio* prediction of RE CFPs is a notoriously difficult problem, mainly due to inability of the conventional density functional theory (DFT) to correctly account for the physics of localized 4*f* shells. The standard DFT-based approach, extensively applied to RE-TM intermetallics^{17–23}, is to treat RE 4*f*s as an "open-core" shell, meaning that their hybridization with other valence states is completely neglected. The validity of this "open-core" approximation for the CF in real TM-RE intermetallics is usually hard to assess because of the above-mentioned uncertainties in extracting RE CFPs from magnetization measurements.

The RECo₅ family represents a suitable testbed for theoretical approaches to CF effects in TM-RE intermetallics. This family crystallizes in a simple hexagonal structure within which the RE ions are distributed over a single site. The magnetic behavior of RECo₅ exhibits a rich variety along the series: SmCo₅ features a very strong uniaxial anisotropy being the first widely

[†]Deceased 4 February 2019

used RE-based permanent magnet¹. On the other hand, with RE = Nd, Tb, and Dy the low-temperature magnetic anisotropy of RECo₅ is of an easy-plane type. When the temperature is increased these intermetallics undergo a spin reorientation transition which tips up the magnetization axis towards the hexagonal axis \bar{c} ^{8,10}. This transition in NdCo₅ has recently attracted renewed attention due to a large associated rotating magnetocaloric effect^{24,25}.

The RECo₅ family has been extensively studied experimentally for over 50 years. In particular, besides macroscopic magnetization measurements using magnetometers, measurements of microscopic magnetization distribution by polarized-neutron scattering (PNS)²⁶ were carried out on single crystals for SmCo₅²⁷ and NdCo₅²⁸. These measurements allow unambiguously separating out the RE and TM contributions to the magnetization. Alameda *et al.*²⁸ thus found out that in NdCo₅ the Nd GS moment is reduced by about 20% compared to the saturation value of 3.27 μ_B . This was puzzling since a full saturation was expected at low temperatures as confirmed by explicit calculations carried out with values within acceptable ranges for B_{ex} and the "20" zonal low-rank $A_2^0\langle r^2 \rangle$ CFP²⁸. The reduced Nd moment observed by Ref. 28 remains unexplained for almost 40 years, with previously reported CF schemes not able to account for it (see Table I).

Recently Delange *et al.*²⁹ introduced a new approach to evaluating the CF. This methodology is based on the DFT+dynamical mean-field theory (DFT+DMFT) in conjunction with the simple quasi-atomic Hubbard-I³⁰ treatment of RE $4f$ shells and employs an averaging scheme to remove the unphysical contribution³¹ of DFT self-interaction error into the CF. Delange *et al.* successfully applied this methodology to SmCo₅ quantitatively reproducing the Sm $4f$ CF GS measured by the PNS²⁷ as well as the overall CF splitting in this intermetallic.

In the present work we apply this method to determine the CFPs and B_{ex} in two easy-plane RECo₅ compounds, NdCo₅ and TbCo₅, evaluating their GS $4f$ magnetic moments as well as RE single-ion anisotropy constants and their temperature dependence. Our crucial finding is that the sectoral "66" high-rank $A_6^6\langle r^6 \rangle$ CFP, often neglected in previous analyses, takes exceptionally large values in RECo₅. In NdCo₅ this CFP is shown to freeze the GS magnetic moment below its fully saturated value thus explaining the result of Alameda *et al.*²⁸. The same CFP strongly enhances the easy plane magnetic anisotropy of NdCo₅, contradicting the erroneous belief according to which a "66" CFP would influence solely the polar magnetic anisotropy but not the energy difference between easy axis and easy plane. Even at elevated temperatures the easy plane anisotropy of NdCo₅ is significantly enhanced by the "66" CFP. This behavior is unexpected within the standard single-multiplet framework (see, e. g., Ref. 8 for a review) and shown to stem from J -mixing effects. Our resulting anisotropy constants for NdCo₅ and their temperature dependence are in excellent agree-

ment with experiment. Our analysis shows that the large "66" CFP originates in the hybridization mixing between $4f$ and conduction states. It is expected to be rather universal along the RECo₅ series. This is confirmed with TbCo₅, for which we also obtain a large value of "66" CFP though significantly reduced compared to NdCo₅. However, the impact of this "66" CFP on the TbCo₅ GS magnetism and magnetic anisotropy is found to be very weak, suggesting that this impact is element-sensitive.

The paper is organized as follows: in Sec. II we review the methodology used for the electronic structure calculations, establish the notation for the $4f$ single-ion Hamiltonian and crystal-field parameters and recall the method for computing from ionic states the RE contribution to the magnetization distribution as probed by PNS. Our results are presented in Sec. III, first on NdCo₅ then, more briefly, on TbCo₅. The origin of the large "66" CFP in RECo₅ is analyzed in Sec. IV. We list the calculated RE CF $4f$ wave functions and CFPs for NdCo₅ and TbCo₅ in Appendix.

II. METHOD

A. Electronic structure and crystal field calculations

For electronic structure calculations of the RECo₅ intermetallics we employed the self-consistent in charge density DFT+DMFT method of Refs. 32,33. It combines a full-potential linearized augmented planewave (FP-LAPW) band structure approach³⁴ and the DMFT implementation provided by the library "TRIQS"^{35,36}.

Calculations were carried out using the experimental hexagonal structure isotopic of CaCu₅ belonging to the space group $P6/mmm$, with the lattice parameters $a = 5.00$ Å, $c = 3.98$ Å for NdCo₅ and $a = 4.95$ Å, $c = 3.98$ Å for TbCo₅, and for the magnetically-ordered phase. We employed the local-spin density approximation to describe the ordered Co magnetism. The spin-orbit coupling was included within the standard second-variation procedure as implemented in Ref. 34, which is expected to be sufficient for the valence electronic states of RE ions. The RE $4f$ shell was described within DMFT using the quasi-atomic Hubbard-I³⁰ approximation for the DMFT quantum impurity problem. Hereafter our *ab initio* approach is abbreviated as DFT+HubI.

Wannier orbitals $\omega_{m\sigma}$ representing RE $4f$ states (where m and σ are magnetic and spin quantum numbers, respectively) were constructed from the Kohn-Sham (KS) bands enclosed in a chosen energy window \mathcal{W} ; this window must enclose at least $4f$ -like bands. In NdCo₅, similarly to previously studied²⁹ SmCo₅ and light-RE Fe "1-12" systems, the RE $4f$ bands are pinned at the KS Fermi level E_{EF}^{KS} , and we thus employed, unless noted otherwise, the same choice, $\mathcal{W}_s = [-2 : 2]$ eV relative to E_{EF}^{KS} , as in Ref 29. Test calculations using yet more narrow energy window ($[-1 : 1]$ eV) produced similar

results to those obtained with \mathcal{W}_s . In contrast, with a wide-range energy window including all valence bands the RE $4f$ ground state and CFPs are drastically modified, owing to the fact that the hybridization contribution to CFPs is in this case neglected by DFT+HubI, see the discussion in Sec. IV on the choice of RE $4f$ orbitals in DFT+HubI calculations. In the case of TbCo₅ the $4f$ KS bands shift significantly below the KS Fermi level in the course of DFT+HubI self-consistent calculations. Therefore, in that case we employed the same window range of 4 eV, but centered at the center-weight of the KS $4f$ band, see Sec. IV.

Within the Hubbard-I approximation the DMFT impurity problem is reduced³⁷ to diagonalization of the Hamiltonian for a single $4f$ shell:

$$\hat{H}_{at} = \hat{H}_{el} + \hat{H}_U = \sum_{mm'\sigma\sigma'} \epsilon_{mm'}^{\sigma\sigma'} f_{m\sigma}^\dagger f_{m'\sigma'} + \hat{H}_U, \quad (1)$$

where $f_{m\sigma}$ ($f_{m\sigma}^\dagger$) is the creation (annihilation) operator for the RE $4f$ orbital $m\sigma$ and \hat{H}_U is the on-site Coulomb repulsion. The one-electron level-position matrix $\hat{\epsilon}$ reads³⁸:

$$\hat{\epsilon} = -\mu + \langle \hat{H}_{KS} \rangle^{ff} - \Sigma_{DC}, \quad (2)$$

where μ is the chemical potential, $\langle \hat{H}_{KS} \rangle^{ff} = \sum_{\mathbf{k} \in BZ} \hat{P}_{\mathbf{k}} H_{KS}^{\mathbf{k}} \hat{P}_{\mathbf{k}}^\dagger$ is the Kohn-Sham Hamiltonian projected to the basis of $4f$ Wannier orbitals $\omega_{m\sigma}$ and summed over the Brillouin zone, $\hat{P}_{\mathbf{k}}$ is the corresponding projector between the KS and Wannier spaces^{32,36}, Σ_{DC} is the double counting correction term.

The on-site Coulomb repulsion vertex \hat{H}_U is specified for an f shell by the Slater parameters F^0 , F^2 , F^4 , F^6 . Under the usual approximation of fixing the ratios F^2/F^4 and F^2/F^6 to the values obtained experimentally³⁹ or in Hartree-Fock calculations for the corresponding free ions⁴⁰, the vertex is determined by the two parameters, $U = F^0$ and the Hund's rule coupling J_H . We employed $F^2/F^4 = 1.5$ and $F^2/F^6 = 2.02$. The values of 6.0 and 7.0 eV were used for the parameter U of Nd and Tb, respectively, to take into account its expected increase along the RE series. We employed $J_H = 0.85$ eV for Nd, in agreement with Ref. 29, the value 0.95 eV for J_H of Tb was chosen in accordance with Ref. 39. CFPs calculated with our approach have been shown²⁹ to be weakly dependent on both U and J_H .

Our self-consistent DFT+HubI calculations were carried out employing the self-interaction-suppressed scheme of Ref. 29. Namely, we averaged the Boltzmann weights of the eigenstates of \hat{H}_{at} belonging to the atomic GS multiplet ($^4I_{9/2}$ and 7F_6 for Nd and Tb, respectively). With all atomic states within the ground-state multiplet having the same occupancy⁶⁵ one obtains a spherically-symmetric $4f$ shell, similarly to a free RE atom. This procedure eliminates the unphysical contribution of the LDA self-interaction (SI) error to the CF splitting, since the SI contribution to $\hat{\epsilon}$ becomes orbitally independent in the case of a spherically-symmetric charge density.

The same procedure also removes the spin polarization of the $4f$ shell and, hence, its contribution to the LSDA exchange-correlation potential. The exchange field B_{ex} on the $4f$ shell is in this case solely due to the magnetization density of Co sublattice. We thus neglect the contribution to B_{ex} due to the $4f$ - $4f$ inter-site exchange; this contribution, as mentioned in the introduction, is expected to be small in RECo₅ compounds. The double-counting correction Σ_{DC} was hence calculated in the non-spin-polarized fully-localized limit⁴¹ using the atomic occupancies³⁸ of the Nd or Tb $4f$ shell.

The CFPs are extracted from the converged one-electron level-position matrix $\hat{\epsilon}$ by fitting it to the form expected for the corresponding RE ion embedded in a given crystalline environment:

$$\hat{\epsilon} = \hat{E}_0 + \lambda \sum_i \hat{s}_i \hat{l}_i + \hat{H}_{ex} + \hat{H}_{ext} + \hat{H}_{cf}, \quad (3)$$

where the terms on the RHS stand successively for the uniform shift, the spin orbit coupling, the TM-RE exchange coupling, the Zeeman coupling $\hat{H}_{ext} = -\mu_0 \mathbf{H}_{ext} \cdot \mathbf{M}$ of the RE moment \mathbf{M} with an externally applied magnetic field \mathbf{H}_{ext} and the CF one-electron Hamiltonian. The TM-RE exchange coupling reads

$$\hat{H}_{ex} = 2\mu_B B_{ex} \mathbf{n} \cdot \hat{\mathbf{S}}_f,$$

where the value of B_{ex} acting on the RE $4f$ -shell spin $\hat{\mathbf{S}}_f$ is determined by the RE-TM exchange coupling strength and the TM-sublattice magnetization, which is directed along \mathbf{n} .

The RE site in the RECo₅ crystal structure has the point-group symmetry $6/mmm$, for which the CF contribution \hat{H}_{cf} to the one-electron level positions (3) reads

$$\hat{H}_{cf} = L_2^0 \hat{T}_2^0 + L_4^0 \hat{T}_4^0 + L_6^0 \hat{T}_6^0 + L_6^6 \hat{T}_6^6, \quad (4)$$

by selecting as principal axis the hexagonal axis \vec{c} ($[001]$), which is then the quantization axis of the $4f$ electronic states. The \hat{T}_k^q are the Hermitian Wybourne's tensor operators, related to the standard Wybourne's spherical tensor operators⁴² \hat{C}_k^q as $\hat{T}_k^0 = \hat{C}_k^0$ and $\hat{T}_k^{\pm|q|} = \sqrt{\pm 1} [\hat{C}_k^{-|q|} \pm (-1)^{|q|} \hat{C}_k^{|q|}]$. The L_k^q are the CFPs in the Wybourne's convention.

The CF Hamiltonian of RECo₅ intermetallics in the literature is often presented in the popular Stevens form:

$$\hat{H}_{cf}^{St} = \alpha_J A_2^0 \langle r^2 \rangle \hat{O}_2^0 + \beta_J A_4^0 \langle r^4 \rangle \hat{O}_4^0 + \gamma_J [A_6^0 \langle r^6 \rangle \hat{O}_6^0 + A_6^6 \langle r^6 \rangle \hat{O}_6^6], \quad (5)$$

where the \hat{O}_k^q are the Stevens operators⁴³ acting on many-electron $4f$ wavefunctions within the atomic GS multiplet, for example

$$\hat{O}_2^0 = 3\hat{J}_z - J(J+1), \quad \hat{O}_6^6 = \frac{1}{2}(\hat{J}_+^6 + \hat{J}_-^6), \dots \quad (6)$$

α_J , β_J , and γ_J are the Stevens factors Θ_k for $k = 2, 4$, and 6 , respectively, for a given value of the total

angular momentum J . $A_k^q\langle r^q \rangle$ are the CFPs in the Stevens convention, related to the Wybourne notation by $A_k^q\langle r^q \rangle = \lambda_{kq}L_k^q$, with the prefactors λ_{kq} tabulated elsewhere.^{44,45} We shall use the Stevens convention for our calculated CFPs to ease comparison with the literature.

The self-consistent DFT+HubI calculations were converged to less than 1% with respect to the values of CFPs, which were obtained by fitting of *ab initio* level positions $\hat{\epsilon}$ to the form (3). We also performed calculations with the CF description suited to the choice of the binary axis \vec{a} ([100]) as principal axis. In this setting the unit cell is orthorhombic with the lattice parameters c , $\sqrt{3}a$ and a in terms of the original hexagonal cell parameters. All $A_k^q\langle r^k \rangle$ for even positive $q \leq k$ are nonzero in this setting. The resulting CFPs of the orthorhombic cell were found to agree with those of the hexagonal cell after the rotation by Euler angle $\beta = \pi/2$.

Once the CFPs are obtained from converged DFT+HubI calculations we extract RE magnetic anisotropy by solving the full-shell Hamiltonian (1) at various orientation \mathbf{n} of the exchange field B_{ex} , with the level positions given by eq. 3 and H_{cf} by eq. 4. All intermultiplet mixing effects are thus included in these calculations. For the sake of comparison and when it is noted explicitly we perform also single GS multiplet (GSM) calculations using the Stevens operator form (5) and diagonalizing the corresponding Hamiltonian $\hat{H}_{\text{cf}}^{St} + \hat{H}_{\text{ex}}$ defined in the GSM space. The B_{ex} term in this space is written

$$\hat{H}_{\text{ex}} = \Delta_{\text{ex}}\mathbf{n}\hat{\mathbf{J}}; \Delta_{\text{ex}} = 2(g_J - 1)\mu_B B_{\text{ex}}, \quad (7)$$

where g_J is the gyromagnetic ratio for the GSM.

B. Calculations of magnetization distribution

RE contribution to magnetization distribution $\vec{\mathcal{M}}(\vec{r})$ as probed by PNS can be inferred from ionic states underlying the fit of *ab initio* matrix $\hat{\epsilon}$ to the form (3). $\vec{\mathcal{M}}(\vec{r})$ is experimentally generated from neutron magnetic structure factors $\vec{\mathcal{F}}^\perp(\vec{\kappa}) = \{\vec{\kappa} \wedge \int \vec{\mathcal{M}}(\vec{r})e^{i\vec{\kappa}\cdot\vec{r}}d\vec{r} \wedge \vec{\kappa}\} / (\vec{\kappa} \cdot \vec{\kappa})$, which in centrosymmetric collinear ferrimagnets are precisely determined by collecting the intensity ratios of diffracted neutrons on all accessible reciprocal lattice vectors $\vec{\kappa}$ for ingoing neutrons polarized parallel and antiparallel to magnetization²⁶. Generally, the most accessible reciprocal lattice vectors $\vec{\kappa}$ are those lying in the plane perpendicular to magnetization for which $\vec{\mathcal{F}}^\perp(\vec{\kappa})$ is parallel to magnetization. The amplitude $\mathcal{F}^\perp(\vec{\kappa})$ of $\vec{\mathcal{F}}^\perp(\vec{\kappa})$ is then interpreted as a Fourier coefficient of the amplitude $\mathcal{M}(\vec{r})$ of the projection of $\vec{\mathcal{M}}(\vec{r})$ on the plane perpendicular to $\vec{\mathcal{M}}(\vec{r})$. The RE part of $\vec{\mathcal{F}}^\perp(\vec{\kappa})$ can be evaluated over its electronic spectrum as $\vec{\mathcal{F}}_{RE}^\perp(\vec{\kappa}) = \langle \int \{-\vec{\kappa} \wedge \vec{\nabla}_{\vec{r}} + \vec{\kappa} \wedge \hat{\mathbf{s}}(\vec{r}) \wedge \vec{\kappa}\} e^{i\vec{\kappa}\cdot\vec{r}}d\vec{r} / (\vec{\kappa} \cdot \vec{\kappa}) \rangle_{RE} W_{RE}(\vec{\kappa}) = \vec{\mathcal{E}}_{RE}(\vec{\kappa})W_{RE}(\vec{\kappa})$ where the expression inside the curly

brackets distinguishes orbital and spin contributions and W_{RE} stands for the RE Debye-Waller vibrating factor. $\langle \dots \rangle_{RE}$ symbolizes quantum statistical average. At low temperatures it reduces to a matrix element over the ground state Ψ_{GS}^{RE} . Using the tensor-operator formalism,⁴⁶ the spherical components of the vibrating-free neutron magnetic structure factor $\vec{\mathcal{E}}_{RE}(\vec{\kappa})$ can be written, in units of Bohr magneton (μ_B), in the form

$$\begin{aligned} \mathcal{E}_{RE}^M(\vec{\kappa})_q^1 &= -4\sqrt{\pi} \sum_{K,Q} Y_Q^K(\theta_{\vec{\kappa}}, \phi_{\vec{\kappa}}) \sum_{K',Q'} \langle KQK'Q' | 1q \rangle \\ &\times \left\{ \sum_{\substack{\theta'J'M' \\ \theta'J'M'}} \langle \theta'J'M' | \Psi_{GS}^{RE} \rangle \langle \Psi_{GS}^{RE} | \theta JM \rangle \right. \\ &\left. \times (\mathfrak{A}_{KK'} + \mathfrak{B}_{KK'}) \langle K'Q'J'M' | JM \rangle \right\} \quad (8) \end{aligned}$$

using the basis of $4f$ ionic states $|\theta JM\rangle \equiv |4f^n \nu LSJM\rangle$ with total orbital momentum L , total spin S and total angular momentum J with azimuthal component M . The Y_Q^K ($-K \leq Q \leq K$) stand for spherical harmonics of order K . $(\theta_{\vec{\kappa}}, \phi_{\vec{\kappa}})$ are the azimuthal and polar angles of $\vec{\kappa}$. $\langle \dots | \dots \rangle$ symbolizes Clebsch-Gordon coefficients. $\mathfrak{A}_{KK'}$ and $\mathfrak{B}_{KK'}$ arise respectively from the neutron scattering on the orbital part and on the spin part of the electronic wavefunction. They depend on the radial part R_{4f} of this wavefunction through the radial integrals $\langle j_K(\boldsymbol{\varkappa}) \rangle = \int_0^\infty dr r^2 |R_{4f}(r)|^2 j_K(\boldsymbol{\varkappa}r)$, where j_K is the spherical Bessel function of order K . These were numerically calculated from the relativistic Dirac-Fock Hamiltonian for all the trivalent RE ions.⁴⁷ The tabulated values were approximated by analytic functions.⁴⁸ The explicit formula of $\mathfrak{A}_{KK'}$ and $\mathfrak{B}_{KK'}$ are detailed in Ref. 46 and involve, besides nj -symbols, parent states and coefficient of fractional parentage that can be found *e.g.* in Ref. 49. Note that it may be inferred from properties of nj -symbols that $\mathfrak{A}_{KK'}$ is null unless K is even, K' is odd and $K = K' \pm 1$. Moreover $\mathfrak{A}_{K'+1K'} = \{K'/(K'+1)\}^{\frac{1}{2}} \mathfrak{A}_{K'-1K'}$. For f states, $K' = 1, 3, 5$. It may also be inferred that $\mathfrak{B}_{KK'}$ is null unless K is even, K' is even and $K = K'$ or K is even, K' is odd and $K = K' \pm 1$ in which case $\mathfrak{B}_{K'+1K'} = \{K'/(K'+1)\}^{\frac{1}{2}} \mathfrak{B}_{K'-1K'}$. For f states, $K' = 2, 4, 6$ for $K = K'$ and $K' = 1, 3, 5, 7$ for $K = K' \pm 1$.

III. RESULTS

A. $4f$ ground state and zero-temperature magnetization in NdCo₅

The converged GS of Nd $4f^3$ shell obtained by the self-interaction suppressed DFT+HubI calculations in NdCo₅ reads

$$\begin{aligned} \Psi_{GS}^{Nd} &= 0.827|9/2 - 9/2\rangle - 0.536|9/2 - 5/2\rangle \\ &\quad - 0.089|9/2 - 1/2\rangle \\ &\quad - 0.096|11/2 - 9/2\rangle + 0.094|11/2 - 5/2\rangle \quad (9) \end{aligned}$$

where $|JM\rangle$ is a shorthand notation for the basis states $|4f^3v L = 6 S = 3/2 JM\rangle$ and the quantization axis is chosen along the binary axis \vec{a} ([100]) of the hexagonal structure, i.e. along the GS magnetization direction^{11,13,28} in NdCo₅. Table IV in Appendix provides the complete list of Nd CF eigenstates. The first excited state is 220 K above in energy, hence, the low-temperature Nd magnetization is determined by the GS Φ_{GS}^{Nd} and equal to $2.66 \mu_B$, which is significantly lower than the saturated value of $3.27 \mu_B$ of the GS $^4I_{9/2}$ multiplet of Nd³⁺. Indeed, the GS wavefunction (9) features a large contribution from the component $|9/2-5/2\rangle$ besides the dominating component $|9/2-9/2\rangle$. The unsaturation of the Nd magnetic moment in NdCo₅ had been previously evidenced by Alameda *et al.*²⁸ following a PNS experiment. The measured magnetic structure factors they provide, all at reciprocal lattice vectors $\vec{\kappa}$ perpendicular to magnetization, allow generating, through Fourier summation, the magnetization distribution $\mathcal{M}(\vec{r})$ as projected on the plane $(\vec{c}$ ([001]), $\vec{c} \wedge \vec{a}$ ([120])) perpendicular to \vec{a} ([100]). As displayed in Fig. 1, it exhibits little if any overlap between Nd contribution and Co ones. Integrating this experimental magnetization distribution over ovoid and rectangular surfaces of increasing size centred on the Nd crystallographic site leads to a magnetic moment that never exceed $2.70 \mu_B$ except when the surfaces start overlapping the magnetization distribution visually ascribable to Co. However, this maximum might not correspond to the true Nd magnetic moment since not all

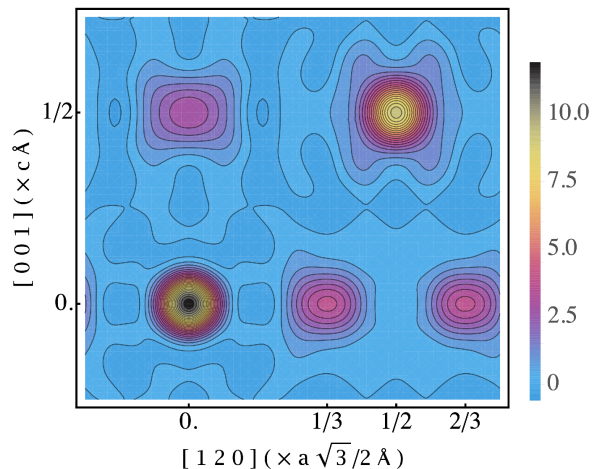


FIG. 1: Magnetization distribution $\mathcal{M}(\vec{r})$ in NdCo₅ as projected in the plane $(\vec{c}$ ([001]), $\vec{c} \wedge \vec{a}$ ([120])) perpendicular to the orientation \vec{a} ([100]) of $\mathcal{M}(\vec{r})$, inferred through Fourier summation from neutron magnetic structure factors reported in Ref. 28. The Nd ion on site 1a is projected at position (0, 0), the Co ions on site 2c are projected at positions (0, 1/3) and (0, 2/3) and the Co ions on site 3g are projected at positions (0, 1/2) and, for two of them, (1/2, 1/2). The Nd contribution to this experimental magnetization distribution map in projection is thus fully separated from the Co contributions.

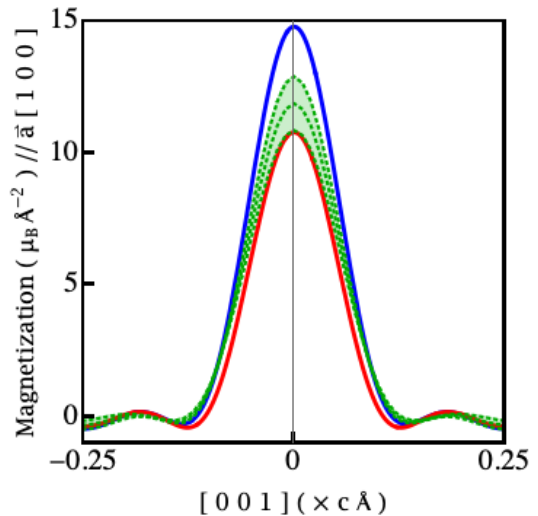


FIG. 2: Magnetization distribution $\mathcal{M}(0, z)$ in NdCo₅ along a segment crossing Nd position parallelly to the axis \vec{c} ([001]). The experimental profile is in dotted green. It is plotted with confidence bands inferred from experimental uncertainties reported in Ref. 28 for the measured magnetic structure factors. The curve in blue stands for the profile calculated from the wavefunction $\Phi_{SAT}^{Nd} = |9/2 - 9/2\rangle$. The curve in red stands for the profile calculated from the wavefunction Ψ_{GS}^{Nd} (see 9)

the magnetic structure factors were measured.

The experimental magnetization distribution can be relevantly compared to the one inferred from magnetic structure factors obtained from a given $4f$ wavefunction through eq. 8 provided that the calculations are performed on the same reciprocal lattice vectors as in the experiment. This is illustrated in Fig. 2 by the magnetization distribution obtained from wavefunctions $\Psi_{SAT}^{Nd} = |9/2 - 9/2\rangle$ and Ψ_{GS}^{Nd} , corresponding to saturated and unsaturated Nd magnetic moments, respectively. The magnetization distribution computed from Ψ_{SAT}^{Nd} is clearly larger than the experimental one, beyond experimental uncertainties. On the other hand, the magnetization distribution computed from Ψ_{GS}^{Nd} is in agreement with experiment, inside experimental confidence bands.

Alameda *et al.* analyzed their data by means of a parametric modelling for the measured magnetic structure factors $\mathcal{F}_{Co}^\perp(\vec{\kappa})_0^1$. The Nd contribution $\mathcal{F}_{Nd}^\perp(\vec{\kappa})_0^1$ was computed assuming a GS wavefunction in the form

$$\Psi_{REF}^{Nd} = \alpha |9/2 - 9/2\rangle \pm \sqrt{1 - \alpha^2} |9/2 - 5/2\rangle \quad (10)$$

thus neglecting the contribution of excited multiplets. The quantities $\mathfrak{A}_{KK'}$ and $\mathfrak{B}_{KK'}$ in eq. 8 can in that case be readily evaluated using tabulated coefficients⁵⁰. The Co contribution $\mathcal{F}_{Co}^\perp(\vec{\kappa})_0^1 = \sum_i \mathcal{E}_{Co}^i(\vec{\kappa})_0^1 e^{i\vec{\kappa} \cdot \vec{r}_i} W_{Co}^i(\vec{\kappa})$, where \vec{r}_i defines the position of the i^{th} Co atom in the unit cell and $W_{Co}^i(\vec{\kappa})$ its Debye-Waller vibrating factor, was evaluated according to the same approach as in a previous work on YCo₅⁵¹. In result, a factor $\alpha = 0.83$, deter-

mining the relative weight of $|9/2 - 9/2\rangle$ and $|9/2 - 5/2\rangle$ in the GS, was obtained in Ref. 28 by fitting the model to reproduce the measured magnetic structure factors. The GS moment of Nd, calculated from eq. 10 with this value of α , is $2.82 \mu_B$. We obtain $2.84 \mu_B$ by applying the same procedure to (9), i.e. by neglecting the contributions of excited multiplets thus normalizing the GS wave function to 1 within the GS multiplet.

The refined Nd contribution $(\mathcal{F}_{Nd}^\perp(\vec{\kappa})_0^1)_{REF}$ to the magnetic structure factors obtained using $\alpha = 0.83$ in eq. 10 is displayed in Fig. 3. As shown in Fig. 2 of Alameda *et al.* it coincides, within experimental error bars, with the experimentally measured structure factors of Nd. In Fig. 3 we also show, for the same reciprocal lattice vectors $\vec{\kappa}$, the magnetic structure factors $\mathcal{F}_{Nd}^\perp(\vec{\kappa})_0^1$ computed using eq. 8 from the wavefunction Ψ_{GS}^{Nd} , eq. 9. The structure factors $(\mathcal{F}_{Nd}^\perp(\vec{\kappa})_0^1)_{SAT}$ computed from the fully saturated ground state $\Psi_{SAT}^{Nd} = |9/2 - 9/2\rangle$ are also shown. The latter are isotropic, i. e. they exhibit no dependence on the direction of $\vec{\kappa}$, and thus $(\mathcal{F}_{Nd}^\perp(\vec{\kappa})_0^1)_{SAT}$ collapse into a single line when plotted as a function of the reciprocal lattice vector length $\kappa = 4\pi \sin(\theta)/\lambda$. $(\mathcal{F}_{Nd}^\perp(\vec{\kappa})_0^1)_{SAT}$ is also clearly larger than both experimental $(\mathcal{F}_{Nd}^\perp(\vec{\kappa})_0^1)_{REF}$ and our theoretical $\mathcal{F}_{Nd}^\perp(\vec{\kappa})_0^1$, especially at low reciprocal distance κ . Theoretical $\mathcal{F}_{Nd}^\perp(\vec{\kappa})_0^1$ is in an almost perfect agreement with $(\mathcal{F}_{Nd}^\perp(\vec{\kappa})_0^1)_{REF}$ showing a similar anisotropy. The effect of the multiplet mixing is mostly manifest at low reciprocal distance κ where $\mathcal{F}_{Nd}^\perp(\vec{\kappa})_0^1$ is noticeably lower than $(\mathcal{F}_{Nd}^\perp(\vec{\kappa})_0^1)_{REF}$.

Alameda *et al.* found their result on the Nd magnetic moment puzzling, as large B_{ex} induced by the ferromag-

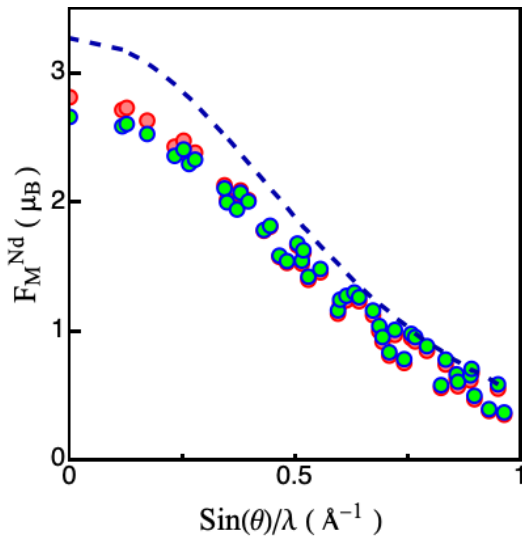


FIG. 3: Nd magnetic structure factors in NdCo₅. The red filled disks correspond to the experimental values refined in Ref. 28. The cyan filled disks are the values computed from the full wavefunction Ψ_{GS}^{Nd} , eq. 9. The dashed curve goes through the isotropic values computed from the saturated-state wavefunction $\Psi_{SAT}^{Nd} = |9/2 - 9/2\rangle$.

netic Co sublattice in $RECo_5$ was expected to saturate the RE moment at low temperatures. Indeed, assuming a reasonable upper limit of the value of low-rank CFP $A_2^0\langle r^2\rangle \approx -450$ K and an equally reasonable value of $B_{ex} \approx 300$ T they obtained a fully-saturated GS with the magnetic moment of $3.27 \mu_B$. However, in their analysis the higher-rank CFPs in (5) were assumed to be irrelevant and were therefore neglected.

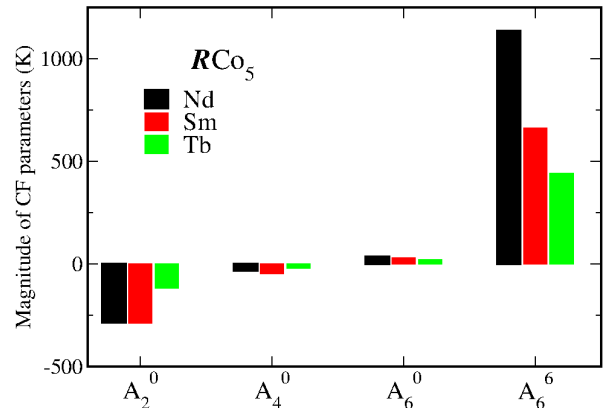


FIG. 4: Calculated CFPs $A_k^q\langle r^q\rangle$ in $RECo_5$ ($R=Nd, Sm$, and Tb). " r^q " is omitted from the axis labels for brevity. These CF parameters are defined in a coordination frame with $z||c$ and $x||a$. Data for SmCo₅ are obtained from DFT+HubI calculations of Ref. 29; we assumed non-spin-polarized CFPs in fitting (eqs. 3 and 4) instead of spin-polarized ones as in Ref. 29. Notice the very large values of $A_6^6\langle r^6\rangle$ in all three compounds.

The CFPs extracted from the converged DFT+HubI level positions (2) by fitting them to the form (3) are displayed in Fig. 4. The fitted value of spin-orbit coupling $\lambda = 126$ meV is in a good agreement with the experimental value of 110 meV for Nd³⁺ impurity embedded into a crystalline host³⁹. One may notice negative $A_2^0\langle r^2\rangle = -285$ K corresponding to an in-plane anisotropy experimentally observed in NdCo₅, but also a very large value for the calculated $A_6^6\langle r^6\rangle$ ("66") CFP, reaching 1134 K in NdCo₅.

In order to identify the impact of this large "66" CFP the CF level scheme was also calculated by setting it to zero. The resulting GS wave function is purely $|9/2 - 9/2\rangle$ corresponding to the fully saturated Nd moment. Hence, it is precisely this CFP that is preventing the full saturation of low-temperature Nd moment in NdCo₅.

In Table I we compare our calculated CFPs and B_{ex} with experimental and theoretical values reported for NdCo₅ in the literature. The experimental values in Table I are obtained from fitting either to high-field magnetization curves or to the temperature dependence of magnetic anisotropy. The theoretical values are obtained by the DFT employing the open-core treatment for Nd 4f. In spite of the large discrepancies between different references one may notice that the "66" CFP values reported so far are significantly smaller than our calculated

TABLE I: CFPs (in K) and exchange field B_{ex} (in Tesla) of NdCo_5 reported in previous theoretical and experimental works compared to the present one. The coefficient α in the wave function Ψ_{REF}^{Nd} , eq. 10, and corresponding GS magnetic moment (in μ_B) calculated from given CFPs and B_{ex} are listed in the last two columns. *Ab initio* works are marked by *. The measured α and the corresponding GS moment are given in the last line.

	$A_2^0\langle r^2 \rangle$	$A_4^0\langle r^4 \rangle$	$A_6^0\langle r^6 \rangle$	$A_6^6\langle r^6 \rangle$	B_{ex}	α	$ M_{Nd}^{GSM} $
Radwansky 16	-210	-	-	-	151	1.0	3.26
Zhao <i>et al.</i> 10	-510	0	7	143	558	1.0	3.27
Zhang <i>et al.</i> 13 ^a	-397	-0.9	13.1	816	203	0.91	3.02
	-482	-0.9	13.1	816	393	0.97	3.19
Novak* 19 ^b	-288	-44.7	11.3	573	150	0.87	2.93
	-288	-44.7	11.3	573	450	0.96	3.18
Patrick & Staunton* 52	-415	-26	5.4	146	252	1.0	3.27
This work*	-285	-33	36	1134	292	0.84	2.84
Experiment 28						0.83	2.82

^aZhang *et al.*¹³ report two sets of values for the CFPs and B_{ex}

^bNovak¹⁹ does not report B_{ex} , we thus employ two values representing the bounds of its generally accepted range

value, while our "20" CFP and B_{ex} are in the middle of literature values. For each set of CFPs+ B_{ex} we compute the value of α as described above as well as the Nd moment from the corresponding single-multiplet GS wave function (10). One sees that none of previous CFP schemes, in spite of significant differences between them, is able to account for the large admixture of $M = -5/2$ to the GS found by Alameda *et al.* and the corresponding reduction of the moment. The "freezing" of Nd GS moment thus represents a direct indication of the huge value of the "66" CFP. As we argue in Sec. IV this value arises from the hybridization between localized 4f and itinerant states, which is neglected within the "open-core" framework.

B. Zero-temperature magnetic anisotropy of NdCo_5

Let us now analyze the impact of "66" CFP on the magnetocrystalline anisotropy energy (MAE). The MAE of a hexagonal crystal reads:

$$E_{\text{anis}}(\theta, \phi) = K_1 \sin^2 \theta + K_2 \sin^4 \theta + K_3 \sin^6 \theta + K'_3 \sin^6 \theta \cos 6\phi, \quad (11)$$

where θ and ϕ are azimuthal and polar angles, respectively, of the magnetization direction in the reference frame with $z||c$ and $x||a$. The RE macroscopic anisotropy constants K_i are determined by the interplay of B_{ex} and CFPs. In order to elucidate the impact of $A_6^6\langle r^6 \rangle$ on the Nd single-ion anisotropy in NdCo_5 we numerically evaluated the Nd SIA constants K_i . To that end we diagonalized the Hamiltonian (3) parametrized by the calculated values of CFPs, B_{ex} , and λ , varying the direction \mathbf{n} of B_{ex} (i. e. the direction of magnetization of the Co sublattice). We obtained a strong in-plane Nd single-ion anisotropy, with the easy direction along the a direction of the hexagonal unit cell, as seen from

TABLE II: Zero-temperature RE single-ion anisotropy constants and magnetocrystalline anisotropy energy (MAE), in units of K/f.u.. The values in parenthesis are obtained by the Suscksmith-Thompson formula; other values are extracted by fitting the angular dependence of the calculated MAE (Fig. 5) to eq. 5. For the anisotropy constant of Co sublattice, K_1^{Co} , we took the value of 45 K/(f.u.) measured in YCo_5 . Higher-order anisotropy constants of Co are negligible in accordance with experiment.⁵³ Experimental values (at $T = 4.2$ K) from Refs. 54,55 and 56 are indicated by superscripts ^a, ^b and ^c, respectively.

	NdCo_5		
	with $A_6^6\langle r^6 \rangle$	w/out $A_6^6\langle r^6 \rangle$	Exp.
K_1	-393	-231	-510 ^c
$K_1 + K_1^{Co}$	-348 (-211)	-186	-244 ^a , -212 ^b , -468 ^c
K_2	211 (91)	147	119 ^a , 87 ^b , 193 ^c
K'_3	-9	-	-
MAE	-148 (-120)	-37	-125 ^a , -125 ^b , -275 ^c

	TbCo_5		
	with $A_6^6\langle r^6 \rangle$	w/out $A_6^6\langle r^6 \rangle$	Exp.
K_1	-59	-64	-99 ^c
$K_1 + K_1^{Co}$	-14	-19	-57 ^c
K_2	-45	-43	-36
K'_3	-4	-	-
MAE	-63	-62	-93 ^c

the calculated evolution of the GS energy along a chosen path in the (θ, ϕ) space (Fig. 5a). Notice that the in-plane anisotropy of NdCo_5 is substantially reduced if the $A_6^6\langle r^6 \rangle$ CFP is not taken into account. In fact, without $A_6^6\langle r^6 \rangle$ the single-ion Nd anisotropy is of easy-cone type, in disagreement with the easy-plane observed experimentally. Hence, the azimuthal magnetic anisotropy of Nd in this compound is very sensitive to the high-rank "66" CFP. In contrast, the dependence of E_{anis} on the polar angle ϕ is rather weak. This implies that the polar

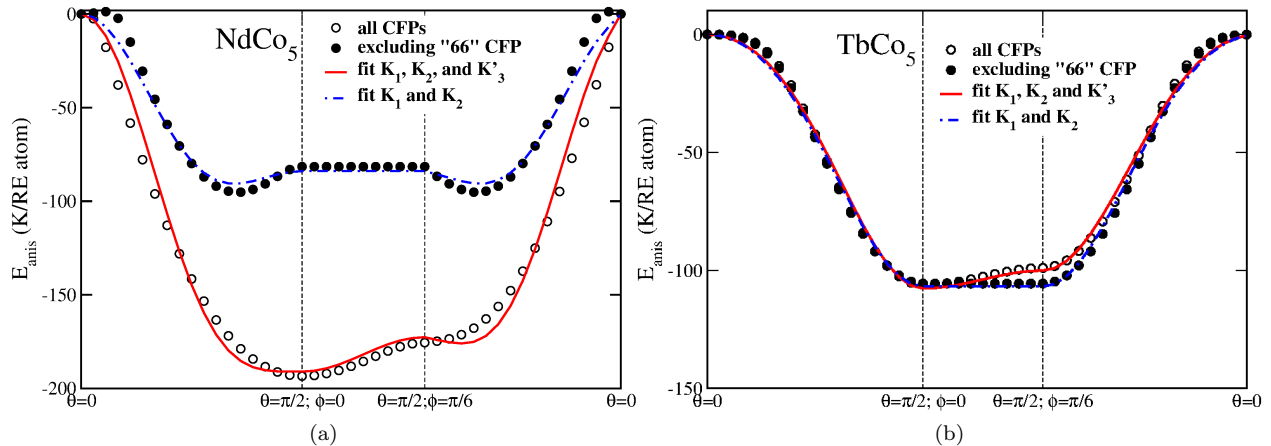


FIG. 5: Ground state energy, E_{GS} , of rare-earth 4f shell in (a) NdCo_5 and (b) TbCo_5 as a function of the exchange field's direction \mathbf{n} . The direction \mathbf{n} is specified by the azimuthal angle θ and polar angle ϕ . Empty and filled circles indicate the values computed by direct diagonalization of the Hamiltonian (2) constructed with and without the CF parameter $A_6^6\langle r^6 \rangle$, respectively. The lines are a least-square fit of calculated E_{GS} to the anisotropy-energy expression (11) with the anisotropy constants specified in the legend.

dependence of the anisotropy is not a reliable signature of the relative magnitude of $A_6^6\langle r^6 \rangle$.

As shown in Fig. 5a, the calculated RE anisotropy energy $E_{\text{anis}}(\theta, \phi)$ can be reasonably well fitted by three anisotropy constants, K_1 , K_2 and K'_3 , in eq. 11. Although a more precise fitting is obtained by including K_3 , we neglected it to facilitate the comparison with previous experimental measurements, in which K_3 has also been neglected. The resulting values of K_i are listed in Table II. The calculated anisotropy constants are in overall good agreement with experiments, taking into account the large dispersion of experimental values. In particular, both our theory and experiment find a large negative value of K_1 and a positive constant K_2 of smaller magnitude. The overall negative MAE of NdCo_5 , defined as $E(\vec{M}||a) - E(\vec{M}||c)$, is well reproduced when the "66" CFP is taken into account; without this high-rank CFP the magnitude of MAE is severely underestimated.

The spread of experimental values is mainly related to uncertainties in extracting K_i values from magnetization data, i. e., to a two-sub-lattice model assumed in the analysis. In particular, Ref. 56 employed a model allowing for a misalignment of the RE and Co magnetizations with distinct anisotropy constants for each sublattice. In contrast, Refs. 9,55 employed the Suscksmith-Thompson (ST)⁵⁷ approach to extract the total K_1 and K_2 values from magnetization curves with the external field applied along the hard direction. This model assumes perfectly aligned Co and RE magnetizations, thus its applicability to two-sublattice systems is questionable⁵⁶. However, to have a consistent comparison to experimental anisotropy constants we also extracted them using this approach, by applying an external field H_c along the hard \vec{c} ([001]) direction. To that end we minimized the magnetic free

energy of NdCo_5 :

$$F_M = F_{RE}(\theta_{Co}, H_c, T) + K_1^{Co} \sin^2 \theta_{Co} - \mu_0 |\vec{M}_{Co}| H_c \cos \theta_{Co}, \quad (12)$$

where second and third terms are the anisotropy and Zeeman energy of the Co sublattice, θ_{Co} is the azimuthal angle of the Co magnetization \vec{M}_{Co} (confined within the ac plane). The first term is the contribution of Nd sublattice

$$F_{RE}(\theta_{Co}, H_c, T) = -T \ln \sum_{\Gamma} \exp E_{\Gamma}/T, \quad (13)$$

which was calculated from eigenstates E_{Γ} of the Hamiltonian (1) with the level positions $\hat{\epsilon}$ (3) given by the CFPs, the exchange field B_{ex} oriented along the direction of Co magnetization, and the external field H_c . We employed our calculated value of $7.5 \mu_B$ for the total cobalt moment ($6.85 \mu_B$ for the spin moment and $0.65 \mu_B$ for the orbital moment) and experimental $K_1^{Co} = 45 \text{ K}/(\text{f.u.})$ measured in YCo_5 ⁵³. Having found the optimal value of θ_{Co} we evaluated the azimuthal angle of the total magnetization as a function of H_c ; then K_1 and K_2 were computed with the ST formula. The resulting values displayed in parenthesis in Table II are in a very good agreement with those obtained from experimental data analysis employing the same approach.^{54,55}

These results on the anisotropy constants can be compared to predictions of the standard linear-in-CF single-multiplet theory for RE magnetic anisotropy in magnetic intermetallics^{8,58}. In the exchange-dominated regime $A_6^6\langle r^6 \rangle$ CFP is shown to contribute only to the polar dependence of $E_{\text{anis}}(\theta, \phi)$, determined by the anisotropy constant K'_3 . As follows from (11), it should have thus no impact on the average azimuthal (θ) dependence of E_{anis} , in a drastic disagreement to our numerical results

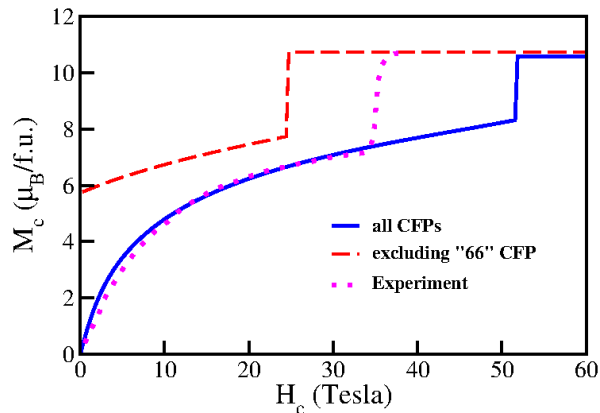


FIG. 6: Calculated magnetization along the hard c axis vs. applied field along the same direction at $T = 4.2$ K. The solid blue and dashed red curves are calculated with and without the "66" CFP, respectively. Experimental data (dots) are from Ref 11.

(Fig. 5a) showing a strong enhancement of the in-plane anisotropy by the "66" CFP.

The condition for an exchange-dominated system is given by:

$$\Delta_{kq}^{CF} = |A_k^q \langle r^q \rangle \Theta_k(\langle \hat{O}_k^q(J) \rangle)_{\max}| < J\Delta_{\text{ex}}, \quad (14)$$

where the exchange splitting Δ_{ex} is given by (7), Δ_{kq}^{CF} is the magnitude of the splitting due to the corresponding kq CF term and the symbol $(\langle \hat{O}_k^q(J) \rangle)_{\max}$ designates the largest eigenvalue of the corresponding Stevens operator. Inserting the calculated values of $A_6^q \langle r^6 \rangle$ and B_{ex} as well as the appropriate constants for the GS multiplet $^4I_{9/2}$ of Nd: $J = 9/2$, $g_J = 8/11$ and $\Theta_6 \equiv \gamma_J = -38 \cdot 10^{-6}$ and $(\langle \hat{O}_6^0(J = 9/2) \rangle)_{\max} = 5040$ for the Stevens operator \hat{O}_6^0 (6) one finds that the condition of exchange dominance is in fact satisfied for the "66" CFP. The same condition, and even to a larger extent, is satisfied for the "20" CFP. Hence, the failure of the linear-in-CF theory⁵⁸ can be attributed to its single-multiplet character. The large "66" CFP apparently induces strong inter-multiplet effects in NdCo₅, as we will demonstrate explicitly in Sec. III C below.

Using the approach described above, eqs. 12 and 13, we also calculated the magnetization M_c of NdCo₅ along the hard c axis at high external fields H_c , up to 60 T, thus simulating the experiments of Refs. 11,13. For the helium temperature we obtain a cube-root-like dependence of M_c vs. H_c (Fig. 6) up to $H_c^* \approx 52$ T, at which one observe a discontinuous first-order-like jump (i. e., a first-order magnetization process) to the saturated M_c moment. The theoretical low-field behavior and the saturated total moment of $10.6 \mu_B$ are in excellent agreement with the experiment (as expected with our ST anisotropy constants being close to experimental ones). However, the measured critical field H_c^* is $35 \text{ T}^{11,13}$. The overestimation of H_c^* might stem from

the approximation of direction independent Co magnetization and Nd-Co exchange coupling used in our calculations which is questionable^{53,59} and likely to affect our results on the spin-reorientation process at high applied fields. With the "66" CFP excluded the calculated magnetization curve is qualitatively wrong: in this case the easy-cone Nd anisotropy (see Fig. 5a) results in a large magnetic moment along the c axis even at zero external field.

C. Temperature dependence of single-ion anisotropy and role of J mixing

In the previous section we focused on the low-temperature magnetism of NdCo₅. Let us now consider the $4f$ SIA at elevated temperatures T up to the Curie point ($T_c = 910$ K) of NdCo₅. For a realistic treatment of the RE SIA at high T it is important to take into account the corresponding decrease of B_{ex} due to a reduced magnetization of the Co sublattice. We thus scaled the zero-temperature value of B_{ex} with temperature as $B_{\text{ex}}(T) = B_{\text{ex}}m(\tau)$, where $m(\tau)$ is the reduced Co magnetization $M(T)/M(0)$ as a function of reduced temperature T/T_c . For $m(\tau)$ we employed a semi-empirical formula of Kuz'min⁶⁰ parametrized for YCo₅. Using this $B_{\text{ex}}(T)$ we obtained $E_{\text{anis}}(T) = F_{RE}(\theta_{Co} = \pi/2, H_c = 0, T) - F_{RE}(\theta_{Co} = \pi/2, H_c = 0, T)$ with F_{RE} calculated in accordance with eq. 13 as detailed above.

The calculated RE anisotropy energy is plotted in Fig. 7a. As expected E_{anis} exhibits a rapid decrease with increasing temperature. More interestingly, by comparing E_{anis} calculated with and without the "66" CFP one concludes that its strong impact on the anisotropy persists in the high-temperature regime. Indeed, its relative contribution $r_{66} = (E_{\text{anis}} - \tilde{E}_{\text{anis}})/E_{\text{anis}}$, where \tilde{E}_{anis} is calculated excluding the "66" CFP, decreases rather slowly with temperature and is still about 27% near T_c (red curve in the inset of Fig. 7a).

This behavior is quite unexpected. In fact, the high-temperature expansion of the RE single-ion anisotropy (see, e.g., Ref 8,58) predicts that only the "20" CFP contributes to the MAE in the leading order in $1/T$. Within this single-multiplet formalism higher-rank CFPs are found to contribute only to higher orders in $1/T$ and should become relatively unimportant at high T approaching T_c . This conclusion follows from orthogonality properties of the Stevens and angular momentum operators and should hold even at relatively large values of high-rank CF contributions, as far as they are smaller than T .

In order to better understand the origin of this behavior we computed the temperature evolution of E_{anis} and \tilde{E}_{anis} using the Stevens formalism, eqs. 5 and 7, i.e. including only the GSM. One sees that excluding excited multiplets reduces the contribution of "66" CFP by about a quarter at $T = 0$ and by about 60% at $T = 300$ K (cf. the red and blue curves in inset of Fig. 7a, which give the

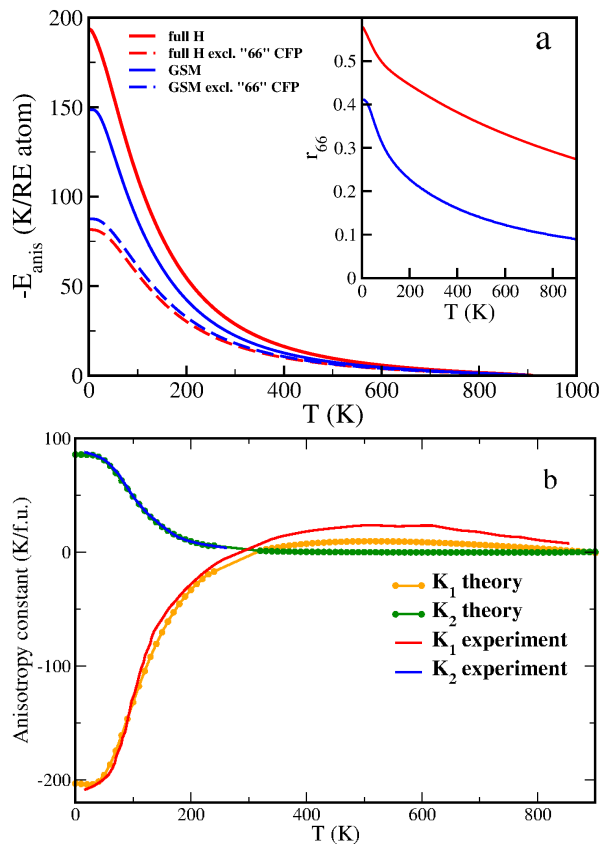


FIG. 7: a. RE contribution to magnetic anisotropy E_{anis} in NdCo₅ vs. temperature. The solid and dashed lines are calculated including all CFPs and with the "66" CFP excluded, respectively. Inset: the relative contribution of the "66" CFP to E_{anis} vs. T . b. Temperature dependence of the anisotropy constants K_1 and K_2 , evaluated with the ST-method⁵⁷. The ST fitting becomes poorly defined close to the spin-reorientation transition of NdCo₅; therefore, we do not show the points in its vicinity. The experimental curves are from Ermolenko⁵⁵.

contribution of "66" with and without the excited multiplets, respectively). The inter-multiplet mixing thus significantly increases the "66" CFP contribution to the anisotropy, particularly, at room temperature and above. Inversely, the role of inter-multiplet mixing is drastically enhanced by this CFP. Indeed, with the "66" CFP excluded the single-multiplet and full calculations produce very similar values for the RE anisotropy energy (Fig. 7).

We have also evaluated the temperature dependence of the anisotropy constants K_1 and K_2 using the ST approach, as was employed by Ermolenko⁵⁵ to extract the anisotropy constants from experimental magnetization curves. The agreement of our theoretical $K_i(T)$, calculated with all CFPs included, with experimental data is excellent, in particular at low and intermediate temperatures.

D. Comparison to TbCo₅

Let us now turn to the case of heavy-RE "1-5" system TbCo₅. The CFPs of Tb obtained by the self-interaction suppressed DFT+HubI method (Fig. 4 and Appendix Table VI) are qualitatively similar to those of Nd presented above. The negative value -118 K of low-rank CFP $A_2^0\langle r^2 \rangle$ indicates in-plane Tb SIA in this compound, similarly to NdCo₅, but its magnitude is noticeably smaller. The magnitude of "66" CFP is quite large, 440 K, but is almost 3 times smaller than in NdCo₅. The ratio of these two CFPs, $\frac{A_6^6\langle r^6 \rangle}{A_2^0\langle r^2 \rangle}$, is almost the same in TbCo₅ and NdCo₅, seemingly suggesting an equally strong impact of the "66" CFP in these systems.

We performed the same calculation of the anisotropy energy as a function of θ and ϕ for TbCo₅ as for NdCo₅ and then extracted the values of anisotropy constants K_1 , K_2 and K_3' . As shown in Fig. 5, with the "66" CFP included, the easy direction lies along the hexagonal a axis ($\theta = \pi/2$, $\phi = 0$). The absolute value of the single-ion contribution to MAE, $E_{RE}(\vec{M}||a) - E_{RE}(\vec{M}||c) = -106$ K, is about 2 times smaller in TbCo₅ than that of NdCo₅.

The calculated anisotropy constants are listed in Table II. In contrast to NdCo₅ we obtain negative values for Tb K_1 and K_2 , which are of comparable magnitude. The overall MAE (including the Co contribution) is negative, corresponding to in-plane a easy axis, and it is about twice smaller than in NdCo₅. These findings are in qualitative agreement with the measurements of Ermolenko⁵⁶, which is the only experimental work, to our awareness, reporting the low-temperature anisotropy constants of TbCo₅. Our calculated K_1 anisotropy constant and, correspondingly, MAE seem to be underestimated, if compared to Ref. 56. However, as already mentioned above, this work employed a non-standard approach for extracting anisotropy constants. The RE anisotropy constant K_1 of NdCo₅ reported by Ermolenko is also overestimated compared to other experimental references.

Our calculated GS wave function of Tb $4f^8$ shell, defined in the same coordinate frame as the Nd GS wave function 9, is the pure total moment eigenstate:

$$\Psi_{GS}^{Tb} = |66\rangle, \quad (15)$$

corresponding to the fully saturated Tb moment (see Table V in the Appendix for a full level scheme). Only a negligible change in the GS is observed with the "66" CFP excluded, which becomes $0.999|6+6\rangle + 0.045|6+4\rangle$, the splitting to the first excited state (almost pure $|65\rangle$ in the both cases) then decreases from 232 to 217 K. Fig. 8 shows the Tb contribution to the neutron magnetic structure factor, F_M , of TbCo₅ predicted from this GS. It shows no anisotropy.

Therefore, we conclude that $A_6^6\langle r^6 \rangle$ does not affect the low-temperature magnetism of Tb and has a rather insignificant impact on its magnetic anisotropy, other than inducing, obviously, some planar anisotropy. This be-

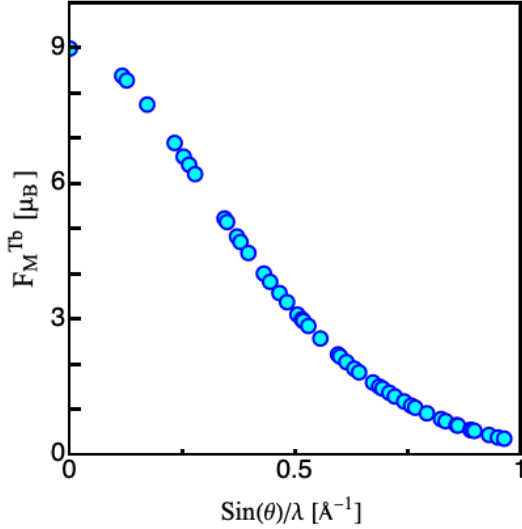


FIG. 8: Tb magnetic structure factors in TbCo₅ predicted from converged GS Ψ_{GS}^{Tb} computed at the same reciprocal lattice vectors \vec{z} as those in the PNS experiment on NdCo₅²⁸.

havior is in sharp contrast to that of NdCo₅, what might seem to be in contradiction to approximately the same relative value $A_6^6\langle r^6 \rangle$, with respect to $A_2^0\langle r^2 \rangle$, in these two systems. However, the Stevens factor $\gamma_J = -1.121 \cdot 10^{-6}$ for the GS multiplet 7F_6 of Tb is much smaller than that for Nd ${}^4I_{9/2}$. The relative importance of "20" and "66" terms in (5) may be estimated from the ratio of splittings (14) generated by each CFP in a given GS multiplet:

$$d = \frac{\Delta_{20}^{CF}}{\Delta_{66}^{CF}} = \frac{\gamma_J A_6^6 \langle r^6 \rangle (\langle \hat{O}_6^6(J) \rangle)_{\max}}{\alpha_J A_2^0 \langle r^2 \rangle (\langle \hat{O}_2^0(J) \rangle)_{\max}}. \quad (16)$$

Evaluating (16) with our calculated CFPs we find $d = 3.28$ and 0.19 for Nd and Tb, respectively, the "66" CFP being thus about 17 times more significant in the former case. Therefore, while our calculations predict a large "66" CFP in all RECo₅ compounds calculated so far, the impact of this CFP on RE magnetic moment and anisotropy is ion-dependent. This impact is expected to be particularly significant in light RE ions, for which the rank-6 Stevens factor γ_J is relatively large and rather weak in heavy RE with large GS J , like Tb or Dy.

Moreover, the Tb CF states within its GS multiplet feature much smaller J -mixing as compared to the Nd ones (see Tables IV and V in Appendix). Hence, in contrast to the Nd case, no strong impact of J -mixing on the anisotropy is expected.

IV. ANALYSIS: ELECTRONIC STRUCTURE, HYBRIDIZATION AND RANK-6 CRYSTAL-FIELD IN RECo₅

As shown in Fig. 4 above, the present DFT+HubI method predicts an unexpectedly large value of $A_6^6\langle r^6 \rangle$ in

all three RECo₅ compounds studied to date ($RE = \text{Nd, Sm, Tb}$). In addition, the magnitude of this CFP seems to reduce along the series, being the largest in Nd and smallest in Tb. In this section we aim at identifying physical origins of these results.

The crystalline environment of RE site in RECo₅ is invariant under a 6-fold rotation (Fig. 9a), but not under an arbitrary rotation about the c axis. This is precisely the symmetry of $A_6^6\langle r^6 \rangle \hat{O}_6^6$ term, which is invariant under the 6-fold rotation about the c hexagonal axis. This points out to its likely origin in a spatially non-uniform in-plane interaction between R and its Co neighbors. The main contribution to the "66" CFP is apparently missed by open-core approaches (see Table I). This suggests hybridization between RE and Co states as a likely origin of the large "66" CFP. The symmetry of hybridization is determined by the local environment of RE ions. Mixing of localized $4f$ s with, for example, Co $3d$ states, which are also to some degree localized, should lead in a simple tight-binding picture to the formation of directed bonds leading to the expected 6-fold symmetry of the resulting CF contribution.

These qualitative arguments can be verified within the present DFT+HubI approach by exploiting the flexibility of its $4f$ -orbitals basis. As hybridization effects are not included explicitly into the local $4f$ problem within the Hubbard-I approximation, they can only implicitly enter into (1), through the shape of $4f$ orbitals in which matrix elements $\langle \hat{H}_{KS} \rangle^{ff}$ in (2) are evaluated. $4f$ orbitals in the present framework are Wannier orbitals (WO) constructed using the projective two-step approach of Refs. 32,62. First, an initial $4f$ basis is generated by expanding the $4f$ local orbitals $|\chi_{m\sigma}\rangle$ defined within RE "atomic sphere" in terms of the Bloch states $|\psi_{\mathbf{k}\nu}\rangle$ enclosed within a chosen energy window \mathcal{W} :

$$|\chi_{m\sigma}^{\mathbf{k}}\rangle = \sum_{\nu \in \mathcal{W}} |\psi_{\mathbf{k}\nu}\rangle \langle \psi_{\mathbf{k}\nu} | \chi_{m\sigma} \rangle.$$

The resulting set of orbitals $|\chi_{m\sigma}^{\mathbf{k}}\rangle$ is not orthonormal due to the incompleteness of the Bloch basis restricted by the range \mathcal{W} . Subsequent orthonormalization of this initial set leads to a true Wannier basis $\{\omega_{m\sigma}\}$, with the resulting orbitals extending beyond RE site due to hybridization mixing of $4f$ states with other bands. Using a large \mathcal{W}_l range reduces the degree of incompleteness of the Bloch basis; the set $\{\omega_{m\sigma}\}$ in this case does not differ much from initial $\{\chi_{m\sigma}\}$. With this basis choice DFT+HubI calculations are expected to produce results similar to those of the open-core framework. The narrow \mathcal{W}_s range, enclosing mainly $4f$ bands, results in extended WO due to hybridization admixture of other characters to those bands, as shown by Delange *et al.*²⁹ on the example of "1-12" intermetallics. The matrix elements $\langle \hat{H}_{KS} \rangle^{ff}$ computed in such an extended WO basis are affected by hybridization.

We have performed test calculations for NdCo₅ employing the large window $\mathcal{W}_l \in [-10;10]$ eV, containing all Co $3d$ and a large part of Nd $5d$ states (see⁶⁶ Fig. 10a).

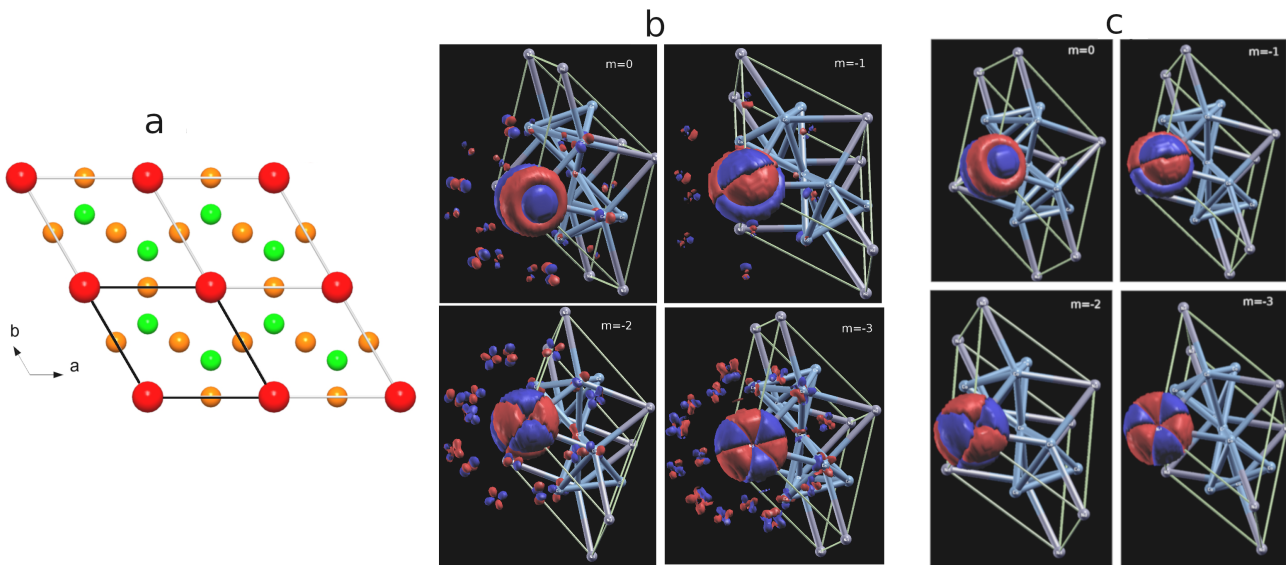


FIG. 9: a. RECo₅ crystal structure (view along the hexagonal [001] direction). Red, green and orange balls depict RE, Co 2c and Co 3g sites, respectively; the unit cell is indicated by bold black lines. b. Nd 4f Wannier orbitals for $m = 0, -1$ (upper row), $-2, -3$ (bottom row) constructed using the small energy window $\mathcal{W}_s \in [-2:2]$ eV. c. The same orbitals constructed using the large energy window $\mathcal{W}_l \in [-10:10]$ eV.

As noted in Sec. II, the rest of NdCo₅ calculations in this work employed extended WO constructed using the window $\mathcal{W}_s \in [-2:2]$ eV around the Kohn-Sham Fermi energy E_F^{KS} . As one sees in Fig. 10a, \mathcal{W}_s includes all Nd 4f, whereas part of Co 3d and almost all Nd 5d are excluded. The impact of hybridization on the resulting WO can be qualitatively analyzed by plotting them in the real space. The Nd 4f orbitals in NdCo₅ constructed for different magnetic quantum number m by using the large and small energy windows are depicted in Fig. 9b and 9c, respectively. The WO on this plot were constructed neglecting the spin-orbit coupling in order to highlight the orbital dependence of their spread. The same value is used to define the isodensity surface in the both cases.

One sees that the small-window WO are extended and leak to neighboring Co sites. This leakage is orbital-dependent (being rather small for $m = -1$ and large for $m = -2$ and -3), hence, it directly contributes to the splitting of the corresponding one-electron levels. In contrast,

the "large-window" WO exhibit no leakage to the Co neighbors (see Fig. 9). Therefore, the CFPs calculated in this case using DFT+HubI approach do not include any contribution of hybridization and will be determined solely by the electrostatic contribution.

We carried out full DFT+HubI crystal-field calculations using the large energy window $\mathcal{W}_l \in [-10:10]$ eV for constructing localized WO; all other parameters of these calculations are identical to those using with the small window \mathcal{W}_s . The CFPs and B_{ex} obtained with the two choices for WO are compared in Table III. One observes a very small impact on B_{ex} and some decrease in the magnitude of the low-rank "20" CFP. In contrast, the value of $A_6^6 \langle r^6 \rangle$ is reduced by a factor of 25 when the localized WO (constructed using \mathcal{W}_l) are employed. Not surprisingly, with such a small "66" CFP a fully-polarized Nd GS of almost pure $|9/2; -9/2\rangle$ is obtained. From this analysis we conclude that the crucial large "66" CFP in NdCo₅ and in RECo₅ in general, is due to hybridization effects, the purely electrostatic contribution being is quite insignificant.

We have also performed calculations with the window extended either to include only occupied valence states, $[-10 : 2]$ eV, or a wide range of unoccupied states, $[-2 : 10]$ eV. As compared to the localized WO (\mathcal{W}_l), these WO effectively include the hybridization with empty and filled states, respectively. The resulting zonal "20" CFPs (Table III) exhibits a non-monotonous dependence on the window size, apparently indicating hybridization contributions of different signs stemming from filled and empty states. In contrast, the "66" CFP strongly increases in both cases, but the impact of hybridization with empty

TABLE III: Calculated crystal-field parameters (in K) and exchange field (in Tesla) in NdCo₅ using the large \mathcal{W}_l and small \mathcal{W}_s energy windows as well as intermediate windows $[-2 : 10]$ and $[-10 : 2]$.

Energy window (eV)	$A_2^0 \langle r^2 \rangle$	$A_4^0 \langle r^4 \rangle$	$A_6^0 \langle r^6 \rangle$	$A_6^6 \langle r^6 \rangle$	B_{ex}
$[-10 : 10], (\mathcal{W}_l)$	-198	-57	1	45	326
$[-2 : 10]$	-388	-50	7	357	332
$[-10 : 2]$	-125	-34	19	731	287
$[-2 : 2], (\mathcal{W}_s)$	-285	-33	36	1134	292

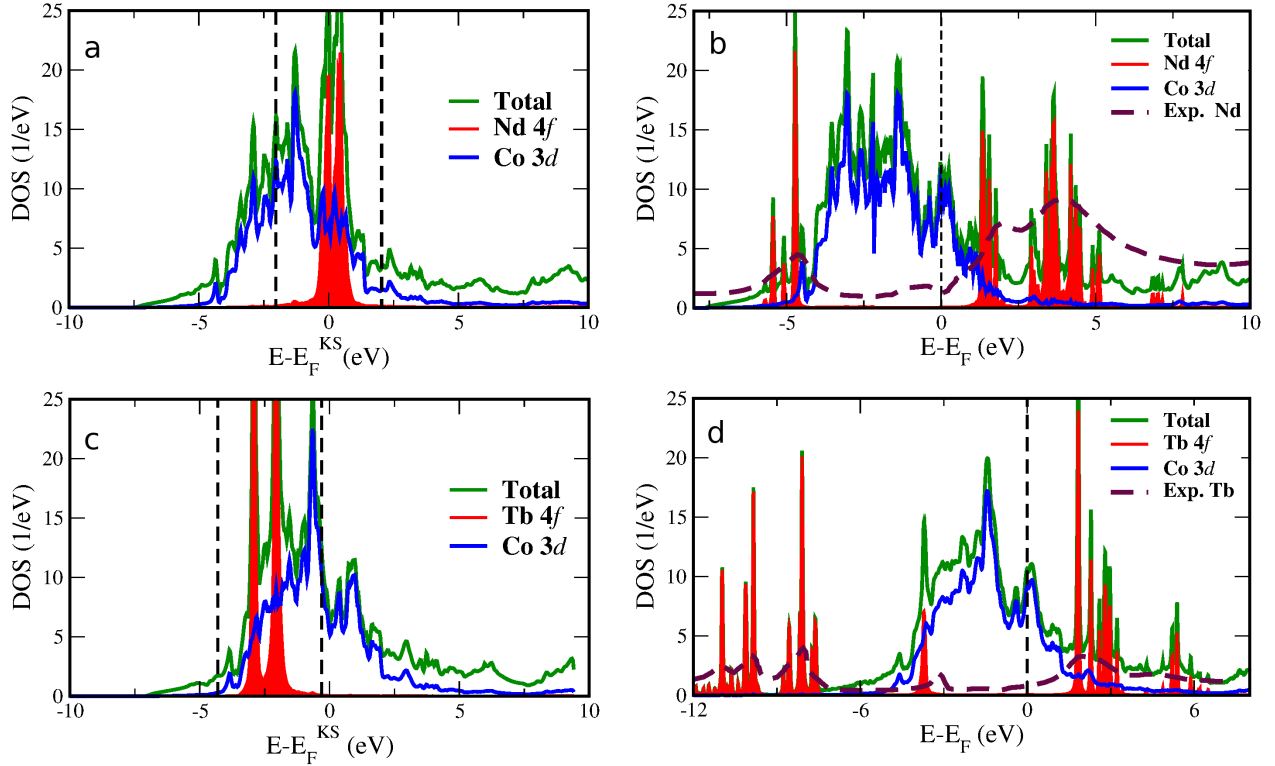


FIG. 10: a. Density of Kohn-Sham (KS) states in NdCo₅ as obtained from the charge density converged in DFT+HubI. The large window $\mathcal{W}_l \in [-10:10]$ eV includes all states shown on this plot. The range included into the small energy window $\mathcal{W}_s \in [-2:2]$ eV is indicated by vertical dashed lines. b. The DFT+HubI spectral function of NdCo₅ (calculated with the small window \mathcal{W}_s). The Nd 4*f* spectral function features sharp peaks corresponding to transitions between atomic multiplets. The same plots for TbCo₅ are shown in panels c and d, respectively. Notice the shift of the Tb 4*f* KS band to lower energies. The experimental photoemission and inverse-photoemission spectra displayed as brown dashed line in b and d are for the Nd and Tb metals⁶¹.

states (RE 5*d*, Co 4*s*) is noticeably more pronounced.

The KS electronic structure of TbCo₅, obtained from converged DFT+HubI calculations, is displayed in Fig. 10c. Tb 4*f* bands are located significantly lower in energy as compared to Nd 4*f* bands in NdCo₅. Such evolution along the RE series is generally expected. Therefore, as Tb 4*f* KS bands are not anymore pinned at E_F^{KS} , we continuously adjusted the position of \mathcal{W}_s in the course of DFT+HubI calculation, see the Method section.

In Figs. 10b and d we display the calculated DFT+HubI spectral function for NdCo₅ and TbCo₅, respectively. The quasi-atomic multiplet structure of RE 4*f* is compared to experimental photoemission spectra (PES) and inverse PES of the Nd and Tb metals⁶¹ (we are not aware of any PES experiments on Nd and Tb "1-5" systems). One observes a very good agreement between the positions of 4*f* peaks in DFT+Hub-I and experimental PES. Notice that, in contrast to the previous DFT+HubI calculations of Refs. 63,64, we did not adjust the position of the occupied RE 4*f* states to that in experimental PES. Although the multiplet structure and the splitting between empty and occupied 4*f* states

are mainly determined by the input local Coulomb interaction, the position of the 4*f* states center-weight relative to other bands is determined by that of the KS 4*f* bands (Figs. 10a and c). The latter comes out of our charge self-consistent DFT+Hub-I calculations, which, therefore, predict quantitatively correctly the lower position of the Tb 4*f* band as compared to the Nd one (cf. the position of 4*f* band relative to KS E_F in NdCo₅ and TbCo₅, Figs. 10a and c, respectively).

As described above for the case of NdCo₅, the principal contribution to the "66" CFP is due to the hybridization between RE 4*f* and empty conduction bands. The predicted shift of the Tb KS 4*f* states to lower energy should weaken this hybridization, hence the observed reduction of the "66" CFP in TbCo₅ as compared to the case of Nd. On the basis of this argument one expects a decrease of "66" CFP in RECo₅ along the RE series, which we indeed find, see Fig. 4.

V. CONCLUSIONS

We have calculated crystal-field parameters (CFPs) and rare-earth single-ion magnetic anisotropy in ferromagnetic intermetallics NdCo_5 and TbCo_5 using the *ab initio* DFT+Hubbard-I methodology of Ref. 29. Our study reveals that the order-six CFP "66" $A_6^6\langle r^6 \rangle$ takes exceptionally large values in these RECo_5 systems (as well as in SmCo_5 calculated before in Ref. 29), especially in the light RE element Nd. In the present work we aimed at evaluating the impact of this large order-six CFP on RE magnetization and single-ion anisotropy. In particular, in NdCo_5 , this CFP is found to freeze the ground-state Nd moment well below its fully saturated value. We show that this freezing of the GS moment, previously observed²⁸ but not explained, represents in fact an experimental fingerprint of a large $A_6^6\langle r^6 \rangle$ CFP in this system. Our calculations reveal a strong impact of this CFP on the NdCo_5 anisotropy and its temperature dependence; the calculated anisotropy constants are in quantitative agreement with experimental data. Our calculations also predict a large value of this CFP in TbCo_5 , which is, however, not as huge as that of NdCo_5 . Moreover, in the case of TbCo_5 the "66" CFP has a very weak influence on the magnetic anisotropy and does not affect the GS magnetization. This is explained by a relatively small order-six Stevens coefficient of the Tb GSM reducing the impact of order-six CFPs on its magnetism. The influence of $A_6^6\langle r^6 \rangle$ on the magnetism of RECo_5 is thus RE-ion-specific.

The large value of $A_6^6\langle r^6 \rangle$ in RECo_5 is shown to be induced by hybridization between the RE $4f$ shell and its 6-fold coordinated crystalline environment. In our DFT+Hubbard-I approach this hybridization is taken into account indirectly, through the shape of $4f$ orbitals, which become less localized due to hybridization effects. Using the flexibility of our orbital basis we clearly demonstrate that by neglecting the impact of hybridization to CFPs one reduces the magnitude of calculated $A_6^6\langle r^6 \rangle$ by more than one order. The hybridization with empty itinerant states is shown to be the most important contribution into the "66" CFP. The progressive shift of $4f$ states to lower energies along the RE series reduces this hybridization resulting in a progressive reduction of the "66" CFP from NdCo_5 to TbCo_5 .

More generally, this work shows that hybridization mixing of RE $4f$ shell with its q -fold coordinated environment may lead to the appearance of large CFPs $A_k^q\langle r^k \rangle$, with $q \neq 0$. These high-order CFPs are traditionally considered to be much less important for the RE single-ion magnetic anisotropy as compared to low-order $A_2^0\langle r^2 \rangle$. The present work shows that this assumption does not always hold. The local environment of a RE ion can be modified with TM substitutions or small-atom insertions changing the hybridization of RE $4f$ with other bands, and, hence, these high-order CFPs. As shown in the present work, by using an advanced *ab initio* methodology one can quantitatively describe such hybridization-

induced CFPs and their impact on the magnetocrystalline anisotropy. This opens an opportunity for theoretical optimization of RE-TM intermetallics with respect to such properties as the single-ion magnetic anisotropy, the spin-reorientation transition temperature, or the magnetocaloric effect.

Acknowledgments

L. P. acknowledges useful discussions with S. Khmelevski and T. Miyake. This work was supported by the European Research Council grants ERC-319286-"QMAC" and ERC-617196-"CorrelMat", as well as the DFG-ANR grant "RE-MAP". We also acknowledge the support by the future pioneering program "Development of magnetic material technology for high-efficiency motors" (MagHEM), grant number JPNP14015, commissioned by the New Energy and Industrial Technology Development Organization (NEDO). We are grateful to the computer team at CPHT for support.

Appendix A: Crystal-field $4f$ states and parameters in RECo_5

In Tables IV and V we list the calculated $4f$ wave functions within the GSM of Nd and Tb. The coordinate system is chosen in accordance with Ref. 28, i.e. with the local quantization axis $z||a$ and $x||c$, where a and c are lattice $[100]$ and $[001]$ directions of the hexagonal unit cell. The states are written as the expansion $\sum a(J, M)|JM\rangle$ in pure angular momentum eigenstates $|JM\rangle$ of a given

occupancy; all contributions with $a^2(J, M) > 10^{-3}$ are shown. Apart from the mixed GS in Nd and pure $|JJ\rangle$ GS state in Tb one may also notice drastically stronger J -mixing effects in the case of Nd, in agreement with the significant impact of J -mixing on its magnetic anisotropy (Sec. III C).

For the reader's convenience we list the CFPs and B_{ex} in NdCo_5 and TbCo_5 calculated in the present work in Table VI.

-
- ¹ K. J. Strnat and R. M. Strnat, *Journal of Magnetism and Magnetic Materials* **100**, 38 (1991).
 - ² K. H. J. Buschow, *Reports on Progress in Physics* **54**, 1123 (1991).
 - ³ S. Hirosawa, M. Nishino, and S. Miyashita, *Advances in Natural Sciences: Nanoscience and Nanotechnology* **8**, 013002 (2017).
 - ⁴ R. M. Nicklow, N. C. Koon, C. M. Williams, and J. B. Milstein, *Phys. Rev. Lett.* **36**, 532 (1976).
 - ⁵ C. Fuerst, J. Herbst, and E. Alson, *Journal of Magnetism and Magnetic Materials* **54-57**, 567 (1986).
 - ⁶ M. D. Kuz'min, Y. Skourski, D. Eckert, M. Richter, K.-H. Müller, K. P. Skokov, and I. S. Tereshina, *Phys. Rev. B* **70**, 172412 (2004).
 - ⁷ J. F. Herbst, *Rev. Mod. Phys.* **63**, 819 (1991).
 - ⁸ M. Kuz'min and A. Tishin, in *Handbook of Magnetic Materials, Vol. 17*, edited by K. Buschow (Elsevier, 2007), pp. 149 – 233.
 - ⁹ H. Klein, A. Menth, and R. Perkins, *Physica B+C* **80**, 153 (1975).
 - ¹⁰ Zhao Tie-Song, Jin Han-Min, Guo Guang-hua, Han Xiufeng, and Chen Hong, *Phys. Rev. B* **43**, 8593 (1991).
 - ¹¹ M. Bartashevich, T. Goto, M. Yamaguchi, I. Yamamoto, and R. Radwanski, *Solid State Communications* **87**, 1093 (1993).
 - ¹² M. Bartashevich, T. Goto, R. Radwanski, and A. Korolyov, *Journal of Magnetism and Magnetic Materials* **131**, 61 (1994), ISSN 0304-8853.
 - ¹³ F. Zhang, D. Gignoux, D. Schmitt, J. Franse, and F. Kayzel, *Journal of Magnetism and Magnetic Materials* **136**, 245 (1994).
 - ¹⁴ N. V. Kostyuchenko, A. K. Zvezdin, E. A. Tereshina, Y. Skourski, M. Doerr, H. Drulis, I. A. Pelevin, and I. S. Tereshina, *Phys. Rev. B* **92**, 104423 (2015).
 - ¹⁵ K. Buschow, A. Van Diepen, and H. De Wijn, *Solid State Communications* **15**, 903 (1974).
 - ¹⁶ R. Radwański, *Journal of Magnetism and Magnetic Materials* **62**, 120 (1986).
 - ¹⁷ P. Novák and J. Kuriplach, *IEEE Transactions on Magnetics* **30**, 1036 (1994).
 - ¹⁸ K. Hummler and M. Fähnle, *Phys. Rev. B* **53**, 3272 (1996).
 - ¹⁹ P. Novák, *Physica Status Solidi (b)* **198**, 729 (1996).
 - ²⁰ M. Diviš, J. Ruzs, H. Michor, G. Hilscher, P. Blaha, and K. Schwarz, *Journal of Alloys and Compounds* **403**, 29 (2005).
 - ²¹ P. Novák, in *Rare Earths: New Research*, edited by Z. Liu (Nova Science Publishers, New York, 2013), pp. 145–161.
 - ²² H. Tsuchiura, T. Yoshioka, and P. Novák, *IEEE Transactions on Magnetics* **50** (2014).
 - ²³ Y. Harashima, K. Terakura, H. Kino, S. Ishibashi, and T. Miyake, *Journal of Applied Physics* **120**, 203904 (2016).
 - ²⁴ S. A. Nikitin, K. P. Skokov, Y. S. Koshkid'ko, Y. G. Pastushenkov, and T. I. Ivanova, *Phys. Rev. Lett.* **105**, 137205 (2010).
 - ²⁵ K. Wang, M. Zhang, J. Liu, H. Luo, and J. Sun, *Journal of Applied Physics* **125**, 243901 (2019).
 - ²⁶ J. X. Boucherle, D. Givord, and J. Schweizer, *J. Phys. Colloques* **43**, C7 (1982).
 - ²⁷ D. Givord, J. Laforest, J. Schweizer, and F. Tasset, *Journal of Applied Physics* **50**, 2008 (1979).
 - ²⁸ Alameda, J. M., Givord, D., Lemaire, R., Lu, Q., Palmer, S. B., and Tasset, F., *J. Phys. Colloques* **43**, C7 (1982).
 - ²⁹ P. Delange, S. Biermann, T. Miyake, and L. Pourovskii, *Phys. Rev. B* **96**, 155132 (2017).
 - ³⁰ J. Hubbard, *Proc. Roy. Soc. (London)* **A 276**, 238 (1963).
 - ³¹ M. S. S. Brooks, O. Eriksson, J. M. Wills, and B. Johansson, *Phys. Rev. Lett.* **79**, 2546 (1997).
 - ³² M. Aichhorn, L. Pourovskii, V. Vildosola, M. Ferrero, O. Parcollet, T. Miyake, A. Georges, and S. Biermann, *Phys. Rev. B* **80**, 085101 (2009).
 - ³³ M. Aichhorn, L. Pourovskii, and A. Georges, *Phys. Rev. B* **84**, 054529 (2011).
 - ³⁴ P. Blaha, K. Schwarz, G. Madsen, D. Kvasnicka, J. Luitz, R. Laskowski, F. Tran, and L. D. Marks, *WIEN2k, An augmented Plane Wave + Local Orbitals Program for Calculating Crystal Properties* (Karlheinz Schwarz, Techn. Universität Wien, Austria, ISBN 3-9501031-1-2, 2018).
 - ³⁵ O. Parcollet, M. Ferrero, T. Ayril, H. Hafermann, I. Krivenko, L. Messio, and P. Seth, *Computer Physics Communications* **196**, 398 (2015), URL <http://ipht.cea.fr/triqs/>.
 - ³⁶ M. Aichhorn, L. Pourovskii, P. Seth, V. Vildosola, M. Zingl, O. E. Peil, X. Deng, J. Mravlje, G. J. Kraberger, C. Martins, et al., *Computer Physics Communications* **204**, 200 (2016).
 - ³⁷ A. I. Lichtenstein and M. I. Katsnelson, *Phys. Rev. B* **57**, 6884 (1998).
 - ³⁸ L. V. Pourovskii, B. Amadon, S. Biermann, and A. Georges, *Phys. Rev. B* **76**, 235101 (2007).
 - ³⁹ W. T. Carnall, G. L. Goodman, K. Rajnak, and R. S. Rana, *The Journal of Chemical Physics* **90**, 3443 (1989).
 - ⁴⁰ A. J. Freeman and R. E. Watson, *Phys. Rev.* **127**, 2058 (1962).
 - ⁴¹ M. T. Czyżyk and G. A. Sawatzky, *Phys. Rev. B* **49**, 14211 (1994).
 - ⁴² B. G. Wybourne and W. F. Meggers, *Spectroscopic prop-*

- erties of rare earths* (1965).
- ⁴³ K. Stevens, Proceedings of the Physical Society. Section A **65**, 209 (1952).
- ⁴⁴ D. J. Newman and B. Ng, *Empirical crystal fields* (Cambridge University Press, 2000), pp. 26–42.
- ⁴⁵ J. Mulak and Z. Gajek, *The effective crystal field potential* (Elsevier, 2000).
- ⁴⁶ S. W. Lovesey and D. E. Rimmer, Reports on Progress in Physics **32**, 333 (1969).
- ⁴⁷ A. Freeman and J. Desclaux, Journal of Magnetism and Magnetic Materials **12**, 11 (1979).
- ⁴⁸ I. S. Anderson, P. J. Brown, J. M. Carpenter, G. Lander, R. Pynn, J. M. Rowe, O. V. Schörpf, F. Sears, and B. T. M. Willis, *Neutron techniques, International Tables for Crystallography* (International Union of Crystallography, 2006), chap. 4.4.
- ⁴⁹ C. W. Nielson and G. F. Koster, *Spectroscopic coefficients for the p^n , d^n , and f^n configurations* (The MIT Press, Cambridge, 1963).
- ⁵⁰ G. H. Lander and T. O. Brun, The Journal of Chemical Physics **53**, 1387 (1970).
- ⁵¹ J. Schweizer and F. Tasset, Journal of Physics F: Metal Physics **10**, 2799 (1980).
- ⁵² C. E. Patrick and J. B. Staunton, Phys. Rev. Materials **3**, 101401 (2019).
- ⁵³ J. M. Alameda, D. Givord, R. Lemaire, and Q. Lu, Journal of Applied Physics **52**, 2079 (1981).
- ⁵⁴ E. Tatsumoto, T. Okamoto, H. Fujii, and C. Inoue, J. Phys. Colloques **32**, C1 (1971).
- ⁵⁵ A. Ermolenko, IEEE Transactions on Magnetism **12**, 992 (1976).
- ⁵⁶ A. S. Ermolenko, physica status solidi (a) **59**, 331 (1980).
- ⁵⁷ W. Sucksmith and J. E. Thompson, Proceedings of the Royal Society of London. Series A. Mathematical and Physical Sciences **225**, 362 (1954).
- ⁵⁸ M. D. Kuz'min, Phys. Rev. B **51**, 8904 (1995).
- ⁵⁹ R. Ballou, J. Deportes, and J. Lemaire, Journal of Magnetism and Magnetic Materials **70**, 306 (1987).
- ⁶⁰ M. D. Kuz'min, Phys. Rev. Lett. **94**, 107204 (2005).
- ⁶¹ J. K. Lang, Y. Baer, and P. A. Cox, Journal of Physics F: Metal Physics **11**, 121 (1981).
- ⁶² B. Amadon, F. Lechermann, A. Georges, F. Jollet, T. O. Wehling, and A. I. Lichtenstein, Phys. Rev. B **77**, 205112 (2008).
- ⁶³ O. Grånäs, I. D. Marco, P. Thunström, L. Nordström, O. Eriksson, T. Björkman, and J. Wills, Computational Materials Science **55**, 295 (2012).
- ⁶⁴ I. L. M. Locht, Y. O. Kvashnin, D. C. M. Rodrigues, M. Pereiro, A. Bergman, L. Bergqvist, A. I. Lichtenstein, M. I. Katsnelson, A. Delin, A. B. Klautau, et al., Phys. Rev. B **94**, 085137 (2016).
- ⁶⁵ The Boltzmann weights of other states are negligible under the condition of temperature T being much smaller than the intermultiplet splitting; this condition is satisfied for the $4f$ shells of Nd and Tb for temperatures in the relevant range of several hundreds Kelvins.
- ⁶⁶ In our DFT+HubI calculations the exchange field on the RE $4f$ shell (i. e. B_{ex}) is due to the Co spin polarization only, as the $4f$ own magnetization density is suppressed by averaging, see Sec. II A. The value of B_{ex} (Table VI) is small compared to the width of RE KS $4f$ band, which remains, correspondingly, essentially not spin-polarized, as is seen in Figs. 10a and c.

TABLE IV: Calculated eigenvalues and eigenstates of Nd 4*f* shell in NdCo₅

$E - E_{GS}, \text{K}$	Eigenstates in $ JM\rangle$ basis
0	$+0.827 9/2 - 9/2\rangle - 0.536 9/2 - 5/2\rangle - 0.096 11/2 - 9/2\rangle + 0.094 11/2 - 5/2\rangle - 0.089 9/2 - 1/2\rangle$
220	$+0.702 9/2 - 3/2\rangle + 0.690 9/2 - 7/2\rangle - 0.117 9/2 + 5/2\rangle - 0.103 11/2 - 3/2\rangle - 0.063 9/2 + 1/2\rangle$
280	$+0.760 9/2 - 5/2\rangle + 0.535 9/2 - 9/2\rangle + 0.305 9/2 - 1/2\rangle - 0.158 9/2 + 3/2\rangle - 0.092 9/2 + 7/2\rangle$ $-0.079 11/2 - 1/2\rangle - 0.045 11/2 - 5/2\rangle + 0.032 11/2 + 7/2\rangle$
526	$+0.708 9/2 - 7/2\rangle - 0.687 9/2 - 3/2\rangle + 0.091 11/2 - 3/2\rangle + 0.081 9/2 + 1/2\rangle - 0.079 9/2 + 5/2\rangle$ $+0.058 9/2 + 9/2\rangle - 0.034 11/2 - 7/2\rangle - 0.032 11/2 - 11/2\rangle$
642	$+0.668 9/2 - 1/2\rangle - 0.613 9/2 + 3/2\rangle - 0.333 9/2 - 5/2\rangle - 0.189 9/2 + 7/2\rangle - 0.138 9/2 - 9/2\rangle$ $-0.087 11/2 - 1/2\rangle + 0.056 11/2 + 3/2\rangle + 0.036 11/2 + 7/2\rangle$
697	$+0.789 9/2 + 5/2\rangle + 0.567 9/2 + 1/2\rangle - 0.183 9/2 + 9/2\rangle + 0.107 9/2 - 7/2\rangle + 0.068 9/2 - 3/2\rangle$ $-0.046 11/2 + 5/2\rangle - 0.040 11/2 + 9/2\rangle - 0.032 11/2 - 3/2\rangle$
738	$+0.666 9/2 + 3/2\rangle + 0.653 9/2 - 1/2\rangle + 0.330 9/2 + 7/2\rangle - 0.094 9/2 - 5/2\rangle - 0.078 11/2 - 1/2\rangle$ $-0.056 11/2 + 7/2\rangle$
829	$+0.807 9/2 + 1/2\rangle - 0.524 9/2 + 5/2\rangle + 0.201 9/2 + 9/2\rangle - 0.102 11/2 + 1/2\rangle - 0.094 9/2 - 7/2\rangle$ $+0.075 11/2 + 5/2\rangle + 0.071 9/2 - 3/2\rangle - 0.040 11/2 - 3/2\rangle$
1070	$+0.956 9/2 + 9/2\rangle + 0.252 9/2 + 5/2\rangle - 0.102 11/2 + 5/2\rangle - 0.064 9/2 + 1/2\rangle + 0.055 9/2 - 3/2\rangle$ $-0.055 11/2 + 9/2\rangle$
1111	$+0.905 9/2 + 7/2\rangle - 0.387 9/2 + 3/2\rangle - 0.139 11/2 + 7/2\rangle - 0.065 9/2 - 1/2\rangle + 0.059 9/2 - 5/2\rangle$ $+0.041 11/2 + 11/2\rangle + 0.040 11/2 + 3/2\rangle$

TABLE V: Calculated eigenvalues and eigenstates of Tb 4*f* shell in TbCo₅

$E - E_{GS}, \text{K}$	Eigenstates in $ JM\rangle$ basis
0	$+1.000 6 + 6\rangle$
232	$+0.994 6 + 5\rangle + 0.091 6 + 3\rangle + 0.048 5 + 5\rangle$
428	$+0.991 6 + 4\rangle + 0.098 6 + 2\rangle + 0.080 5 + 4\rangle$
634	$+0.989 6 + 3\rangle - 0.093 6 + 5\rangle + 0.088 5 + 3\rangle + 0.076 6 + 1\rangle$
844	$+0.988 6 + 2\rangle - 0.098 6 + 4\rangle + 0.095 5 + 2\rangle + 0.059 6 + 0\rangle$
1050	$+0.989 6 + 1\rangle + 0.103 5 + 1\rangle - 0.076 6 + 3\rangle + 0.060 6 - 1\rangle$
1251	$+0.989 6 + 0\rangle + 0.109 5 + 0\rangle + 0.076 6 - 2\rangle - 0.060 6 + 2\rangle$
1448	$+0.987 6 - 1\rangle + 0.110 5 - 1\rangle + 0.090 6 - 3\rangle - 0.062 6 + 1\rangle$
1647	$+0.987 6 - 2\rangle + 0.104 5 - 2\rangle + 0.088 6 - 4\rangle - 0.078 6 + 0\rangle$
1852	$+0.989 6 - 3\rangle + 0.093 5 - 3\rangle - 0.091 6 - 1\rangle + 0.063 6 - 5\rangle$
2059	$+0.992 6 - 4\rangle - 0.087 6 - 2\rangle + 0.083 5 - 4\rangle$
2260	$+0.995 6 - 5\rangle + 0.071 5 - 5\rangle - 0.061 6 - 3\rangle$
2440	$+1.000 6 - 6\rangle$

TABLE VI: Calculated crystal-field parameters (in K) and exchange field (in Tesla) in RECo₅ ($R=\text{Nd,Tb}$). The quantization axis is along the hexagonal [001] direction.

	$A_2^0\langle r^2\rangle$	$A_4^0\langle r^4\rangle$	$A_6^0\langle r^6\rangle$	$A_6^6\langle r^6\rangle$	B_{ex}
NdCo ₅	-285	-32	36	1134	292
TbCo ₅	-118	-20	20	440	310