

# Fully-Heterogeneous Containment Control of a Network of Leader-Follower Systems<sup>★</sup>

Majid Mazouchi<sup>a</sup>, Farzaneh Tatari<sup>b</sup>, Bahare Kiumarsi<sup>c</sup>, Hamidreza Modares<sup>a</sup>

<sup>a</sup>*Department of Mechanical Engineering, Michigan State University, East Lansing, MI, 48824, USA*

<sup>b</sup>*KIOS Research and Innovation Center of Excellence, Department of Electrical and Computer Engineering, University of Cyprus, Nicosia, 1678, Cyprus*

<sup>c</sup>*Department of Electrical and Computer Engineering, Michigan State University, East Lansing, MI, 48824, USA*

---

## Abstract

This paper develops a distributed solution to the fully-heterogeneous containment control problem (CCP), for which not only the followers' dynamics but also the leaders' dynamics are non-identical. A novel formulation of the fully-heterogeneous CCP is first presented in which each follower constructs its virtual exo-system. To build these virtual exo-systems by followers, a novel distributed algorithm is developed to calculate the so-called normalized level of influences (NLIs) of all leaders on each follower and a novel adaptive distributed observer is designed to estimate the dynamics and states of all leaders that have an influence on each follower. Then, a distributed control protocol is proposed based on the cooperative output regulation framework, utilizing this virtual exo-system. Based on estimations of leaders' dynamics and states and NLIs of leaders on each follower, the solutions of the so-called linear regulator equations are calculated in a distributed manner, and consequently, a distributed control protocol is designed for solving the output containment problem. Finally, theoretical results are verified by performing numerical simulations.

*Key words:* Containment control problem; Cooperative output regulation; Heterogeneous leaders; Local Laplacian matrix.

---

## 1 Introduction

Distributed cooperative control of multi-agent systems (MASs) has gained significant interest from diverse communities, due to its numerous applications in variety of disciplines, such as cooperative networked mobile robots control, distributed sensor networks, satellite formation flying, cooperative vehicles formation control, cooperative surveillance, and so forth [1,12,13,24,30]. One major line of research on distributed cooperative control of MASs is the consensus or synchronization problem, which has been well investigated in the literature [29,30]. The consensus problem is generally categorized into two main classes, namely, the leaderless consensus problem and the leader-following consensus problem. In both of these classes, agents must reach a common value or trajectory of interest, and this common value is dictated by the leader in the leader-following case. In many applications of MASs, however, agents are not meant to reach the same value or follow the same trajectory. For instance, in the containment control problem (CCP), which is the

problem of interest in this work, there exist multiple leaders, and the main objective is to design distributed control protocols under which the followers are driven into the convex geometric space, i.e., convex hull, spanned by the leaders. This convex hull can, for example, provide a safe region for the followers to fall into. There has been a large body of work on the CCP [2,6,13,14,16–20,23–25,28,33,35,39–41], most of which considered the homogeneous CCP, in the sense that the followers' dynamics and the leaders' dynamics are all identical.

Semi-heterogeneous CCP, for which the dynamics of the leaders are identical but the dynamics of the followers can be non-identical, has been also considered in the literature. The cooperative output regulation framework has been widely employed [3,4,8–10,26,41,43] to solve the semi-heterogeneous CCP. Agents' dynamics are assumed linear in [3,4,8,26,41–43] and the results are extended to nonlinear dynamics in [9]. These results assume that the leaders' dynamics are all identical. However, in reality, the leaders' dynamics might not be identical, even for the same type of systems, or can even change over time, due to aging or component failure. Moreover, in real world applications, a network of agents with different dynamics can have more capabilities compared to a network of homogeneous agents. Therefore, this assumption might be rather restrictive, and not even be feasible in some applications. For example, a group of underwater unmanned vehicles (UUVs) moving in an unknown hos-

---

<sup>★</sup> This paper was not presented at any IFAC meeting. Corresponding author H. Modares. Tel. +1517-35-55113. Fax +1517-353-1750.

*Email addresses:* Mazouchi@msu.edu (Majid Mazouchi), tatari.farzaneh@ucy.ac.cy (Farzaneh Tatari), kiumarsi@msu.edu (Bahare Kiumarsi), modares@msu.edu (Hamidreza Modares).

tile coastal territory with naval mines, lacking advanced sensors to detect imminent threats, can be guided to fall into a safe region using leaders with different capabilities and dynamics, such as helicopters, unmanned aerial vehicles, trained dolphins, or UUVs equipped with more advanced sensors or remotely controlled by a human operator. Despite its importance, only a few results have investigated the fully heterogeneous containment control problem (FHCCP) with heterogeneous leaders and followers [36, 38]. In these approaches, however, it is assumed that the leaders exchange information with each other and can cooperatively design a so-called virtual leader to describe the trajectories of all followers, and the communication graph is assumed undirected. Moreover, how the dynamics of such a virtual leader is chosen is not discussed. Finally, these solutions to FHCCP are not fully distributed due to the requirement of knowing the Laplacian's sub-matrices of the communication graph to calculate the controllers' parameters. In [21] and [37], by using a recursive stabilization control method and based on the adaptive internal model approach, an adaptive control protocol is presented to solve the FHCCP for a class of linear MASs. These methods, however, are not fully distributed due to the requirement of knowing the Laplacian matrix of the communication graph in their design procedure, and are restricted to agents with minimum phase dynamics and the same relative degree.

To the best of our knowledge, the development of a fully distributed solution to the FHCCP has not been investigated in the literature, which motivates this study. Similar to [21] and [37], we first convert the output CCP into a set of decoupled reference trajectory tracking problems, in which each follower aims to track its virtual reference trajectory, generated by its virtual exo-system. To construct such virtual exo-systems for followers, it is first shown that each follower needs to know the dynamics of all of its influential leaders (i.e., the leaders that have at least one directed path of some length to it), as well as their so-called normalized levels of influences (NLIs). Then, a novel distributed algorithm is developed to calculate the NLIs of all leaders on each follower in a fully distributed fashion by introducing novel concepts of local adjacency matrix, local in-degree matrix, and local Laplacian matrix. To estimate the dynamics of the influential leaders that the agents are reachable from in a distributed manner, an adaptive distributed observer is designed. The proposed distributed observer also estimates the states of the leaders with nonzero NLIs. Using calculated NLIs and the estimated dynamics and states of the influential leaders on each follower, the followers construct their virtual exo-systems and calculates their control protocols in a completely distributed fashion.

**Notations:** Throughout the paper,  $\mathbb{R}^n$  and  $\mathbb{R}^{n \times m}$  represent, respectively, the  $n$ -dimensional real vector space, and the  $n \times m$  real matrix space.  $\mathbb{N}$  denotes the set of natural numbers.  $0_{m \times n}$  and  $0_n$  denote, respectively, the  $m \times n$  matrix and the column vector with all entries equal to zero. Let  $1_n$  be the column vector with all entries equal to one.  $I_n$  represents the  $n \times n$  identity matrix.  $\text{diag}(d_1, \dots, d_n)$  represents a block-diagonal matrix with matrices  $d_1, \dots, d_n$  on its diagonal.  $\|\cdot\|_2$  denotes the Euclidean norm of a vector.  $\otimes$  represents the Kronecker product. Given an  $E \in \mathbb{R}^{m \times n}$ ,  $(E)^T \in \mathbb{R}^{n \times m}$

denotes its transpose.  $[E]_i^R$  denotes the  $i$ -th row of  $E$  and  $[E]_{ij}$  denotes the entry on  $i$ -th row and  $j$ -th column of  $E$ .  $\text{tr}(E)$  denote the trace of  $E$ . Let the distance from  $x \in \mathbb{R}^N$  to the set  $C \subseteq \mathbb{R}^N$  be denoted by  $\text{dist}(x, C) = \inf_{y \in C} \|x - y\|_2$ . Let the convex hull of a finite set of points  $X = \{x_1, \dots, x_n\}$  be denoted by  $\text{Co}(X) = \{\sum_{i=1}^n \alpha_i x_i \mid x_i \in X, \alpha_i \in \mathbb{R}, \alpha_i \geq 0, \sum_{i=1}^n \alpha_i = 1\}$  [32]. Finally,  $|\mathcal{X}|$  denotes the cardinality of a set  $\mathcal{X}$ .

## 2 Preliminaries

Let the communication topology among  $n + m$  agents be represented by a fixed weighted directed graph  $\mathcal{G} = (\mathcal{V}, \mathcal{E}, \mathcal{A})$  with a set of nodes  $\mathcal{V} = \{\nu_1, \dots, \nu_{n+m}\}$ , a set of edges  $\mathcal{E} \subseteq \mathcal{V} \times \mathcal{V}$ , and a weighted adjacency matrix  $\mathcal{A} = [a_{ij}]$  with non-negative adjacency elements  $a_{ij}$ , i.e., an edge  $(\nu_j, \nu_i) \in \mathcal{E}$  if and only if  $a_{ij} > 0$  which means that the  $i$ -th agent can obtain information from the  $j$ -th agent, but not necessarily vice versa. We assume that there are no self-connections, i.e.,  $(\nu_i, \nu_i) \notin \mathcal{E}$ . If all of the diagonal elements of a square matrix are zero, the matrix is called a hollow matrix [15]. If no self-connections, the adjacency matrix  $\mathcal{A}$ , is a hollow matrix. Topological ordering of nodes in the graph  $\mathcal{G}$  is an ordering labels of the nodes such that for every edge in  $\mathcal{G}$ , one has  $(\nu_j, \nu_i) \in \mathcal{E} : \nu_j < \nu_i$  [7]. The set of neighbors of node  $\nu_i$  is denoted by  $N_i = \{\nu_j \in \mathcal{V} : (\nu_j, \nu_i) \in \mathcal{E}, j \neq i\}$ . The in-degree matrix of the graph  $\mathcal{G}$  is defined as  $\mathcal{D} = \text{diag}(d_i)$ , where  $d_i = \sum_{j \in N_i} a_{ij}$  is the weighted in-degree of node  $\nu_i$ . Tree is a connected graph with no cycles. A directed path  $P_{ij}^{\mathcal{G}}(k_1, \dots, k_\ell)$  from node  $\nu_i$  to node  $\nu_j$  is a sequence of edges  $(\nu_i, \nu_{k_1}), (\nu_{k_1}, \nu_{k_2}), \dots, (\nu_{k_\ell}, \nu_j)$  with distinct nodes  $\nu_{k_m}$ ,  $m = 1, \dots, \ell$  in a directed graph  $\mathcal{G}$ . The length of a directed path  $P_{ij}^{\mathcal{G}}(k_1, \dots, k_\ell)$ , denoted by  $l(P_{ij}^{\mathcal{G}}(k_1, \dots, k_\ell))$ , is the number of its edges, i.e.,  $l(P_{ij}^{\mathcal{G}}(k_1, \dots, k_\ell)) = \ell$ . The weight of a directed path  $P_{ij}^{\mathcal{G}}(k_1, \dots, k_\ell)$ , denoted by  $\mathcal{W}(P_{ij}^{\mathcal{G}}(k_1, \dots, k_\ell))$ , is the product of the weights of its edges, i.e.,  $\mathcal{W}(P_{ij}^{\mathcal{G}}(k_1, \dots, k_\ell)) = a_{k_1 i} a_{k_2 k_1} \dots a_{j k_\ell}$ . If there exists at least one directed path from node  $\nu_i$  to node  $\nu_j$ , then node  $\nu_j$  is said to be reachable from node  $\nu_i$ . If node  $\nu_i$  is the neighbor of node  $\nu_j$ , then node  $\nu_j$  is said to be immediately reachable from node  $\nu_i$ .

**Definition 1** *If there exists at least one directed path from node  $\nu_i$  to node  $\nu_j$ , then node  $\nu_j$  is said to be influenced by node  $\nu_i$  and  $\nu_i$  is said to be an influential node of  $\nu_j$ . Otherwise,  $\nu_i$  is said to be a non-influential node of  $\nu_j$ .*

We assume that agents 1 to  $n$  are followers, and agents  $n + 1$  to  $n + m$  are leaders. For notational convenience, we use  $\mathcal{F} \triangleq \{1, \dots, n\}$  and  $\mathcal{R} \triangleq \{n + 1, \dots, n + m\}$  to denote the followers' set and leaders' set, respectively. The set of the leaders that are neighbors of the  $i$ -th follower and the set of the influential followers of the  $i$ -th follower agent are, respectively, denoted by

$$N_i^L = \{k \in \mathcal{R} : a_{ik} \neq 0\}. \quad (1)$$

$$N_i^R = \{j \in \mathcal{F} : \mathcal{W}(P_{ij}^{\mathcal{G}}) \neq 0\}. \quad (2)$$

where the superscripts of  $L$  and  $R$  refer to neighboring leaders and reachable followers, respectively, and subscript  $i$  refers to the  $i$ -th follower.

The Laplacian matrix  $\mathcal{L} = [\ell_{ij}] \in \mathbb{R}^{(n+m) \times (n+m)}$  associated with  $\mathcal{A}$  is defined as  $\ell_{ii} = \sum_{j \in N_i} a_{ij}$  and  $\ell_{ij} = -a_{ij}$

where  $i \neq j$ . The Laplacian matrix  $\mathcal{L}$  associated with  $\mathcal{G}$  can be partitioned as

$$\mathcal{L} = \begin{bmatrix} \mathcal{L}_1 & \mathcal{L}_2 \\ 0_{m \times n} & 0_{m \times m} \end{bmatrix}, \quad (3)$$

where  $\mathcal{L}_1 \in \mathbb{R}^{n \times n}$  and  $\mathcal{L}_2 \in \mathbb{R}^{n \times m}$ . Similarly, the adjacency matrix of  $\mathcal{A}$  and the in-degree matrix of  $\mathcal{D}$  associated with  $\mathcal{G}$  can be partitioned as

$$\mathcal{A} = \begin{bmatrix} \bar{\mathcal{A}} & -\mathcal{L}_2 \\ 0_{m \times n} & 0_{m \times m} \end{bmatrix}, \quad (4)$$

$$\mathcal{D} = \begin{bmatrix} \bar{\mathcal{D}} & 0_{n \times m} \\ 0_{m \times n} & 0_{m \times m} \end{bmatrix}, \quad (5)$$

where  $\bar{\mathcal{A}} \in \mathbb{R}^{n \times n}$  captures the information flow among followers and  $\bar{\mathcal{D}} \in \mathbb{R}^{n \times n}$ .

In the sequel, we assume that the fixed communication graph  $\mathcal{G}$  satisfies the following assumptions.

**Assumption 1** *For each follower, there exists at least one leader that has a directed path to it.*

**Assumption 2** *The directed graph is acyclic.*

**Assumption 3** *Each agent has a unique label which is exchanged to its neighbors. Moreover, the type (leader or follower) of each agent is known to all the followers based on its label.*

The following basic definitions and properties are taken from [31]. A partially ordered set (poset)  $(\mathcal{X}, \leq)$  is a pair consisting of a set  $\mathcal{X}$ , called the domain, and a partial ordering  $\leq$  on  $\mathcal{X}$ . A totally ordered set is a poset in which every element is comparable to every other element. Every finite totally ordered set is called a well-ordered set. An order-preserving mapping from poset  $(\mathcal{X}, \leq)$  to poset  $(\mathcal{Y}, \leq)$  is a function  $f : \mathcal{X} \rightarrow \mathcal{Y}$  such that  $x_i \leq x_j$  implies  $f(x_i) \leq f(x_j)$ .

**Definition 2** *Let  $Q \subset \mathbb{N}$  be a non-empty finite set and  $\mathcal{X} = \{x_i \in \mathbb{N} : i \in Q, x_i \neq x_j, \forall j \in Q \setminus \{i\}\}$  be a finite subset of  $\mathbb{N}$  with  $|Q|$  distinct elements. Define  $\bar{Q} = \{1, \dots, |Q|\}$ . Then, the function  $\bar{X} : \bar{Q} \rightarrow \mathcal{X}$  is called an sort function of the well-ordered set  $(\mathcal{X}, \leq)$  and is defined as*

$$\bar{X} := \{(k, x_k) : x_k \in \mathcal{X}, x_k < x_j, \forall k < j, k, j \in \bar{Q}\}. \quad (6)$$

**Lemma 1** [25] *Under Assumption 1,  $\mathcal{L}_1$  is invertible, all the eigenvalues of  $\mathcal{L}_1$  have positive real parts, each row of  $-\mathcal{L}_1^{-1}\mathcal{L}_2$  has a sum equal to one, and each entry of  $-\mathcal{L}_1^{-1}\mathcal{L}_2$  is nonnegative.*

### 3 Fully-Heterogeneous Containment Control Problem: A Novel Formulation

In this section, the fully-heterogeneous containment control problem (FHCCP) is formulated for linear multi-agent systems composed of  $n$  non-identical followers and  $m$  non-identical leaders. The problem is then decomposed into a set of decoupled tracking problems. A distributed solution to this problem is presented in the subsequent sections.

Let the dynamics of the  $i$ -th follower be described by

$$\begin{cases} \dot{x}_i = A_i x_i + B_i u_i \\ y_i = C_i x_i, \end{cases}, i \in \mathcal{F} \quad (7)$$

where  $x_i \in \mathbb{R}^{N_i}$  is the state of the  $i$ -th agent,  $u_i \in \mathbb{R}^{P_i}$  is its input, and  $y_i \in \mathbb{R}^Q$  is its output. The leaders' trajectories are assumed to be generated by the following exo-system dynamics.

$$\begin{cases} \dot{\omega}_k = S_k \omega_k \\ y_k = D_k \omega_k \end{cases}, k \in \mathcal{R} \quad (8)$$

where  $\omega_k \in \mathbb{R}^q$  and  $y_k \in \mathbb{R}^Q$  are, respectively, the state and output of the  $k$ -th agent.

**Assumption 4**  *$(A_i, B_i)$  in (7) is stabilizable  $\forall i \in \mathcal{F}$ . Moreover,  $C_i$  in (7) is full row rank  $\forall i \in \mathcal{F}$ .*

**Assumption 5** *The leaders' dynamics are marginally stable.*

**Problem 1** *Consider the multi-agent system (7)-(8). Design the control protocols  $u_i, \forall i \in \mathcal{F}$  so that the outputs of the followers converge to the convex hull spanned by outputs of the leaders. That is,*

$$\lim_{t \rightarrow \infty} \text{dist}(y_i(t), \text{Co}(y_k(t), k \in \mathcal{R})) = 0, \quad \forall i \in \mathcal{F}. \quad (9)$$

To solve this problem, we first define a new local containment error for the  $i$ -th follower as

$$\bar{e}_i(t) = y_i(t) - y_i^*(t), \quad (10)$$

where

$$y_i^* = ([\Phi_P]_i^R \otimes I_Q) D^* \bar{\omega} \quad (11)$$

with

$$[\Phi_P]_i^R = [-\mathcal{L}_1^{-1} \mathcal{L}_2]_i^R \quad (12)$$

with  $\mathcal{L}_1$  and  $\mathcal{L}_2$  defined in (3),  $D^* = \text{diag}(D_{n+1}, \dots, D_{n+m})$ , and  $\bar{\omega} = \text{col}(\omega_{n+1}, \dots, \omega_{n+m})$ .

**Remark 1** *In the existing results in the literature (see for instance [16]), it is well known that the coefficients of the convex hull spanned by positions of the leaders are governed by the matrix  $-\mathcal{L}_1^{-1}\mathcal{L}_2$  where  $\mathcal{L}_1$  and  $\mathcal{L}_2$  are obtained by partitioning the Laplacian matrix defined in (3). Inspired by this observation, the containment error (10)-(11) is proposed in this paper.*

Following lemma shows that if the local containment error defined in (10)-(11) converges to zero for all the followers, i.e.,  $\lim_{t \rightarrow \infty} \bar{e}_i(t) = 0, \forall i \in \mathcal{F}$ , then Problem 1 is solved.

**Lemma 2** *Under Assumptions 1 and 2, let*

$$\lim_{t \rightarrow \infty} \bar{e}_i(t) = 0, \forall i \in \mathcal{F}, \quad (13)$$

*where  $\bar{e}_i(t)$  is defined in (10). Then, Problem 1 is solved.*

**Proof** The proof follows from (10), definition of convex hull, and the results of Lemma 1.  $\square$

Based on Lemma 2, the following problem can be formulated and be replaced with Problem 1 to solve the containment control problem.

**Problem 2** *(Multiple reference trajectories tracking problem for FHCCP) Consider the MAS (7)-(8). Design the control protocols  $u_i, \forall i \in \mathcal{F}$ , so that (13) is satisfied.*

Using (8) and (11), the virtual exo-system dynamics that generates the reference trajectory  $y_i^*$  (11) for the  $i$ -th follower is given by

$$\begin{cases} \dot{\bar{\omega}} = S^* \bar{\omega} \\ y_i^* = ([\Phi_P]_i^R \otimes I_Q) D^* \bar{\omega} \end{cases}, \forall i \in \mathcal{F} \quad (14)$$

where  $S^* = \text{diag}(S_{n+1}, \dots, S_{n+m})$ ,  $D^* = \text{diag}(D_{n+1}, \dots, D_{n+m})$ , and  $\bar{\omega} = \text{col}(\omega_{n+1}, \dots, \omega_{n+m})$ .

Before proceeding, the following definition is required.

**Definition 3** The normalized level of influences (NLIs) of all leaders on the  $i$ -th follower is defined by

$$[\Phi_P]_i^R = [-\mathcal{L}_1^{-1} \mathcal{L}_2]_i^R = [\varphi_{i(k-n)}] \in \mathbb{R}^{n \times m}, k \in \mathcal{R} \quad (15)$$

where  $\varphi_{i(k-n)}$  is the normalized level of influence (NLI) of the  $k$ -th leader on the  $i$ -th follower and  $n = |\mathcal{F}|$ .

**Remark 2** To build virtual exo-system dynamics (14) to generate  $y_i^*$ ,  $i$ -th follower first needs to know the NLIs of the leaders on itself, i.e.,  $[\Phi_P]_i^R$ ,  $i \in \mathcal{F}$ , assuming that it has access to the Laplacian sub-matrices  $\mathcal{L}_1$  and  $\mathcal{L}_2$  defined in (3). Note that this assumption requires knowing the whole graph topology of communion network. However, this knowledge is not available in fully distributed systems. In the next section, to obviate this requirement, we first introduce the notions of local adjacency matrix, local in-degree matrix, and local Laplacian matrix, and then we develop a fully distributed algorithm to find  $[\Phi_P]_i^R$ ,  $i \in \mathcal{F}$  from the local information of the  $i$ -th follower and the information that their neighbors provide to them.

#### 4 A Distributed algorithm for calculating the NLIs of the influential leaders on each follower

In this section, the notions of local adjacency matrix, local in-degree matrix, and local Laplacian matrix are first introduced, and then a distributed algorithm for calculating the NLIs of the influential leaders on each follower is developed that uses only the local information that each agent received from its neighbors.

To find the NLIs of the influential leaders on the  $i$ -th follower, we need the following definition.

**Definition 4** The sub-graph  $\bar{\mathcal{G}}_i = (\bar{\mathcal{V}}_i, \bar{\mathcal{E}}_i, \mathcal{A}_i^i)$  is called the local graph form the  $i$ -th follower perspective and is obtained by removing its non-influential nodes along with their corresponding edges from the overall graph  $\mathcal{G}$ .

In order to obtain the Laplacian matrix of graph  $\bar{\mathcal{G}}_i$  which leads to obtaining the NLIs of leaders on the  $i$ -th follower, agent  $i$  needs to find out about the set of the labels of the influential leaders and followers, i.e.,  $\bar{\mathcal{V}}_i$ , and the set of their corresponding edges, i.e.,  $\bar{\mathcal{E}}_i$ . To this end, the following definition plays a critical role.

**Definition 5** The set of labels of the influential leaders and followers of the  $i$ -th follower is defined as

$$\bar{\mathcal{V}}_i = \bar{N}_i^A \cup \bar{N}_i^L \quad (16)$$

where

$$\bar{N}_i^A := \bigcup_{t \in N_i^R \cup \{i\}} N_t^A \quad (17)$$

is the set of labels of the influential followers of the  $i$ -th follower, including itself, where

$$N_i^A := \{\{i\} \cup N_i\} \setminus N_i^L \quad (18)$$

is the set of labels of followers agents that the  $i$ -th follower is immediately reachable from, including itself, and

$$\bar{N}_i^L := \bigcup_{t \in N_i^R \cup \{i\}} N_t^L \quad (19)$$

is the set of labels of all the influential leaders of the  $i$ -th follower.

Note that to find  $\bar{N}_i^A$  and  $\bar{N}_i^L$  in (17) and (19), one should have the whole graph topology of  $\bar{\mathcal{G}}_i$ . Algorithm 1 is utilized for constructing these sets in a fully distributed manner.

---

**Algorithm 1:** Distributed algorithm for constructing  $\bar{N}_i^A$  and  $\bar{N}_i^L$ ,  $\forall i = 1, \dots, n$

---

- 1: Set  $N_i^A$  and  $N_i^L$  as (18) and (1).
- 2: Initialize  $\bar{N}_i^{L(0)} = N_i^L$  and  $\bar{N}_i^{A(0)} = N_i^A$ .
- 3: **procedure**  $\forall i = 1, \dots, n$
- 4:   Exchange information with neighbors to compute

$$\bar{N}_i^{L(k)} := \bigcup_{j \in N_i \setminus N_i^L} \bar{N}_j^{L(k-1)} \cup \bar{N}_i^{L(0)} \quad (20)$$

$$\bar{N}_i^{A(k)} := \bigcup_{j \in N_i \setminus N_i^L} \bar{N}_j^{A(k-1)} \cup \bar{N}_i^{A(0)} \quad (21)$$

- 5:   Let  $k := k + 1$  and repeat step 3 until  $\bar{N}_i^{L(k)} - \bar{N}_i^{L(k-1)} = \emptyset$ ,  $\bar{N}_j^{L(k-1)} - \bar{N}_j^{L(k-2)} = \emptyset$ ,  $\bar{N}_i^{A(k)} - \bar{N}_i^{A(k-1)} = \emptyset$ , and  $\bar{N}_j^{A(k-1)} - \bar{N}_j^{A(k-2)} = \emptyset$ ,  $\forall j \in N_i \setminus N_i^L$ .
  - 6:   On convergence set  $\bar{N}_i^L = \bar{N}_i^{L(k)}$  and  $\bar{N}_i^A = \bar{N}_i^{A(k)}$ .
  - 7: **end procedure**
- 

In Algorithm 1, each agent starts with the sets that include the labels of its leaders' neighbors, if there is any, and their corresponding weights, as well as the labels of its followers' neighbors and their corresponding weights. It then takes the union of these sets with those of its followers' neighbors in an iterative fashion through the exchange of information in a discrete fashion. Note that the  $i$ -th follower agent does not need to exchange this information all the time with its neighbors, and after some iterations, once it identifies its  $\bar{\mathcal{G}}_i$ , it can stop exchanging this information.

As mentioned earlier, in order to obtain the Laplacian matrix of graph  $\bar{\mathcal{G}}_i$ , agent  $i$  needs to know about the set of edges' weights of its influential followers, i.e.,  $\bar{\mathcal{E}}_i$ . To do so, the following definition is employed.

**Definition 6** Let function  $\bar{\mathcal{E}}_i^A : h_i^A \rightarrow \mathcal{V}_i^A$  be defined as

$$\bar{\mathcal{E}}_i^A := \{((i, j), a_{ij}) : j \in N_i\} \quad (22)$$

with the domain of

$$h_i^A := \{(i, j) : j \in N_i\} \quad (23)$$

and the range of

$$\mathcal{V}_i^A := \{(a_{ij}) : j \in N_i\} \quad (24)$$

Then, the function  $\bar{\mathcal{E}}_i : h_i \rightarrow \mathcal{V}_i$  is defined as

$$\bar{\mathcal{E}}_i := \bigcup_{t \in N_i^R \cup \{i\}} \bar{\mathcal{E}}_t^A \quad (25)$$

with the domain of

$$h_i := \bigcup_{t \in N_i^R \cup \{i\}} h_t^A \quad (26)$$

and the range of

$$\mathcal{V}_i := \bigcup_{t \in N_i^R \cup \{i\}} \mathcal{V}_i^A \quad (27)$$

Note that to find  $\bar{\mathcal{E}}_i$  in (25), one should have the whole graph topology of  $\bar{\mathcal{G}}_i$ . Algorithm 2 is utilized for constructing the set of  $\bar{\mathcal{E}}_i$ ,  $\forall i = 1, \dots, n$  in a fully distributed manner.

---

**Algorithm 2:** Distributed algorithm for constructing  $\bar{\mathcal{E}}_i$ ,  $\forall i = 1, \dots, n$

---

- 1: Set  $\bar{\mathcal{E}}_i^A$  as (22).
- 2: Initialize  $\bar{\mathcal{E}}_i^{(0)} = \bar{\mathcal{E}}_i^A$ .
- 3: **procedure**  $\forall i = 1, \dots, n$
- 4:   Exchange information with neighbors to compute

$$\bar{\mathcal{E}}_i^{(k)} := \bigcup_{j \in N_i \setminus N_i^L} \bar{\mathcal{E}}_j^{(k-1)} \cup \bar{\mathcal{E}}_i^{(0)} \quad (28)$$

- 5:   Let  $k := k+1$  and repeat step 3 until  $\bar{\mathcal{E}}_i^{(k)} - \bar{\mathcal{E}}_i^{(k-1)} = \emptyset$ ,  
 $\bar{\mathcal{E}}_j^{(k-1)} - \bar{\mathcal{E}}_j^{(k-2)} = \emptyset$ ,  $\forall j \in N_i \setminus N_i^L$ .
  - 6:   On convergence set  $\bar{\mathcal{E}}_i = \bar{\mathcal{E}}_i^{(k)}$ .
  - 7: **end procedure**
- 

The following Theorem 1 guarantees that after a few iteration on exchange of information, all agents identify the entire set of agents and the entire set of edges among the nodes that they are reachable from, i.e.,  $\bar{N}_i^A$ ,  $\bar{N}_i^L$ , and  $\bar{\mathcal{E}}_i$ ,  $\forall i = 1, \dots, n$ . Before presenting Theorem 1, the following lemmas are required.

**Lemma 3** *Let Assumptions 1 and 2 be satisfied. The longest path between the followers in the communication graph  $\bar{\mathcal{G}}_i$ , denoted by  $l_i^{\bar{\mathcal{G}}_i^*}$ , is the one from the  $\rho$ -th nodes to the  $i$ -th node, where  $\rho$  belongs to the subset of the follower nodes in  $\bar{\mathcal{G}}_i$  that all of their neighbors are just leaders, denoted by  $\bar{\mathcal{F}}^{\bar{\mathcal{G}}_i}$ , given by*

$$\bar{\mathcal{F}}^{\bar{\mathcal{G}}_i} = \left\{ \rho \in N_i^R : N_\rho^I \subset \bar{N}_i^L \right\}. \quad (29)$$

Moreover,

$$l_i^{\bar{\mathcal{G}}_i^*} := l(\bar{P}_{\rho i}^{\bar{\mathcal{G}}_i}) \geq l(\bar{P}_{kj}^{\bar{\mathcal{G}}_i}), \forall j \in \bar{\mathcal{V}}_i \setminus \{i\}, \forall k \in N_j^R, \rho \in \bar{\mathcal{F}}^{\bar{\mathcal{G}}_i} \quad (30)$$

where

$$\bar{P}_{\rho i}^{\bar{\mathcal{G}}_i} := \arg \max_{P_{\rho i}^{\bar{\mathcal{G}}_i}(k_1, \dots, k_\ell)} l(P_{\rho i}^{\bar{\mathcal{G}}_i}(k_1, \dots, k_\ell)) \quad (31)$$

is the paths from node  $\rho$  to node  $i$  with the longest length.

**Proof** From Definition 4, one can see that the subgraph  $\bar{\mathcal{G}}_i$  is a directed acyclic graph and all the nodes in  $\bar{\mathcal{G}}_i$  influence the  $i$ -th node. Assume by contradiction that in the longest path between the follower nodes in the communication graph  $\bar{\mathcal{G}}_i$ , the  $i$ -th node is not the terminal node. This implies that the  $i$ -th node should be the neighbor of at least one node in  $\bar{\mathcal{G}}_i$ . Therefore, this implies that there should exist at least one cycle in  $\bar{\mathcal{G}}_i$  which contradicts Assumption 2. Assume now by contradiction that in the longest path between the follower nodes in the communication graph  $\bar{\mathcal{G}}_i$  to the  $i$ -th node, i.e., the  $\rho$ -th nodes  $\forall \rho \in \bar{\mathcal{F}}^{\bar{\mathcal{G}}_i}$ , is not an initial node. This implies that the initial node should have at least one follower neighbor node from  $\bar{\mathcal{G}}_i$ . Therefore, there should exist at least a path with a greater length which contradicts the maximality of the longest path. This completes the proof.  $\square$

**Lemma 4** *Let Assumptions 1 and 2 be satisfied. One has  $\bar{\mathcal{G}}_t \subseteq \bar{\mathcal{G}}_i$ ,  $\forall t \in N_i^R$ .*

**Proof** This is an immediate consequence of Definition 4 and (2). This completes the proof.  $\square$

**Theorem 1** *Let  $\mathcal{G}$  be the communication graph with a fixed topology and finite number of nodes. Then, under Assumptions 1-3,  $\forall i = 1, \dots, n$ , (a)  $\bar{N}_i^{A(k)} \rightarrow \bar{N}_i^A$ , (b)  $\bar{N}_i^{L(k)} \rightarrow \bar{N}_i^L$ , (c)  $\bar{\mathcal{E}}_i^{(k)} \rightarrow \bar{\mathcal{E}}_i$  after a finite number of iterations which is bounded by the length of the longest path in the communication graph  $\bar{\mathcal{G}}_i$ .*

**Proof** See Appendix.

**Remark 3** *Note that the agents do not need to exchange this information all the time, and once  $\bar{N}_i^{A(k)} \rightarrow \bar{N}_i^A$ ,  $\bar{N}_i^{L(k)} \rightarrow \bar{N}_i^L$ , and  $\bar{\mathcal{E}}_i^{(k)} \rightarrow \bar{\mathcal{E}}_i$ ,  $\forall i = 1, \dots, n$ , they can stop exchanging information.*

**Remark 4** *Note that to construct  $\bar{N}_i^A$  in (20),  $\bar{N}_i^L$  in (21), and  $\bar{\mathcal{E}}_i$  in (28) by Algorithms 1 and 2, the  $i$ -th follower needs the information of  $N_i^L$ ,  $N_i^A$ ,  $\bar{N}_j^L$ ,  $\bar{N}_j^A$ ,  $\bar{\mathcal{E}}_j^A$ , and  $\bar{\mathcal{E}}_j$ ,  $\forall j \in N_i \setminus N_i^L$ , which is provided using its own local information and the information it receives from its followers' neighbors, i.e.,  $j \in N_i \setminus N_i^L$  through the communication network.*

Now, supposed that after sufficient number of iterations,  $\bar{N}_i^{A(k)} \rightarrow \bar{N}_i^A$ ,  $\bar{N}_i^{L(k)} \rightarrow \bar{N}_i^L$ , and  $\bar{\mathcal{E}}_i^{(k)} \rightarrow \bar{\mathcal{E}}_i$ ,  $\forall i = 1, \dots, n$  in Algorithms 1 and 2. To obtain the Laplacian matrix of graph  $\bar{\mathcal{G}}_i$  using these sets, which leads to obtaining the NLIs of leaders on the  $i$ -th follower, one first needs to find the weighted adjacency matrix and local in-degree matrix of  $\bar{\mathcal{G}}_i$ , i.e.,  $\bar{\mathcal{A}}_i^i$  and  $\bar{\mathcal{D}}_i^i$ , which are defined as follows.

**Definition 7** *The local weighted adjacency matrix of graph  $\mathcal{G}$  from the  $i$ -th follower's perspective is defined as*

$$\bar{\mathcal{A}}_i^i = \begin{bmatrix} \bar{\mathcal{A}}_{\ell}^i & \bar{\mathcal{A}}_{2\ell}^i \\ 0_{\bar{l}_i \times l_i} & 0_{\bar{l}_i \times \bar{l}_i} \end{bmatrix} \in \mathbb{R}^{(l_i + \bar{l}_i) \times (l_i + \bar{l}_i)} \quad (32)$$

where

$$\bar{\mathcal{A}}_{\ell}^i = \begin{bmatrix} a_{\mu_i(1)\mu_i(1)} & \cdots & a_{\mu_i(1)\mu_i(l_i)} \\ \vdots & \ddots & \vdots \\ a_{\mu_i(l_i)\mu_i(1)} & \cdots & a_{\mu_i(l_i)\mu_i(l_i)} \end{bmatrix} \in \mathbb{R}^{l_i \times l_i} \quad (33)$$

with

$$a_{\mu_i(k)\mu_i(m)} := \begin{cases} \bar{\mathcal{E}}_i(\mu_i(k), \mu_i(m)) & (\mu_i(k), \mu_i(m)) \in h_i \\ 0 & (\mu_i(k), \mu_i(m)) \notin h_i \end{cases} \quad (34)$$

where  $k = 1, \dots, l_i$ ,  $m = 1, \dots, l_i$ , is the weighted adjacency submatrix of the graph  $\bar{\mathcal{G}}_i$  relating all the influential followers of the  $i$ -th follower, including itself, and

$$\bar{\mu}_i := \bar{N}_i^A \quad (35)$$

is the sort function of well-ordered set  $(\bar{N}_i^A, \leq)$ , and  $l_i = |\bar{N}_i^A|$  is the number of influential followers of the  $i$ -th follower agent plus itself. Moreover,

$$\bar{\mathcal{A}}_{2\ell}^i = \begin{bmatrix} a_{\mu_i(1)\bar{\mu}_i^T(1)} & \cdots & a_{\mu_i(1)\bar{\mu}_i^T(\bar{l}_i)} \\ \vdots & \ddots & \vdots \\ a_{\mu_i(l_i)\bar{\mu}_i^T(1)} & \cdots & a_{\mu_i(l_i)\bar{\mu}_i^T(\bar{l}_i)} \end{bmatrix} \in \mathbb{R}^{l_i \times \bar{l}_i} \quad (36)$$

with

$$a_{\mu_i(k)\bar{\mu}_i^T(m)} := \begin{cases} \bar{\mathcal{E}}_i(\mu_i(k), \bar{\mu}_i^T(m)) & (\mu_i(k), \bar{\mu}_i^T(m)) \in h_i \\ 0 & (\mu_i(k), \bar{\mu}_i^T(m)) \notin h_i \end{cases} \quad (37)$$

where  $k = 1, \dots, l_i$ ,  $m = 1, \dots, \bar{l}_i$ , is the weighted adjacency submatrix of the graph  $\bar{\mathcal{G}}_i$  relating all the influential leaders of the  $i$ -th follower, where

$$\bar{\mu}_i^T := \bar{N}_i^L \quad (38)$$

$|\bar{N}_i^L|$  is the number of influential leaders of the  $i$ -th follower. is the sort function of the well-ordered set  $(\bar{N}_i^L, \leq)$ , and  $\bar{l}_i =$

**Definition 8** The local in-degree matrix of the graph  $\mathcal{G}$  from the  $i$ -th follower's perspective is defined as

$$\mathcal{D}_\ell^i = \begin{bmatrix} \bar{\mathcal{D}}_\ell^i & 0_{l_i \times \bar{l}_i} \\ 0_{\bar{l}_i \times l_i} & 0_{\bar{l}_i \times \bar{l}_i} \end{bmatrix} \in \mathbb{R}^{(l_i + \bar{l}_i) \times (l_i + \bar{l}_i)} \quad (39)$$

where

$$\bar{\mathcal{D}}_\ell^i = \begin{bmatrix} \bar{d}_1^i & 0 & 0 \\ 0 & \ddots & 0 \\ 0 & 0 & \bar{d}_{\bar{l}_i}^i \end{bmatrix} \in \mathbb{R}^{l_i \times l_i} \quad (40)$$

with

$$\bar{d}_k^i = \sum_{m=1}^{l_i} a_{\mu_i(k)\mu_i(m)} + \sum_{m=1}^{\bar{l}_i} a_{\mu_i(k)\bar{\mu}_i^T(m)}, \quad (41)$$

$\forall k \in \{1, \dots, l_i\}$  is the in-degree sub-matrix of the graph  $\bar{\mathcal{G}}_i$ .

We now use the following definition to describe the local Laplacian matrix of the graph  $\mathcal{G}$  from the  $i$ -th follower's perspective.

**Definition 9** The local Laplacian matrix of the graph  $\mathcal{G}$  from the  $i$ -th follower's perspective is defined as

$$\bar{\mathcal{L}}_\ell^i = \begin{bmatrix} \bar{\mathcal{L}}_{1\ell}^i & \bar{\mathcal{L}}_{2\ell}^i \\ 0_{\bar{l}_i \times l_i} & 0_{\bar{l}_i \times \bar{l}_i} \end{bmatrix} \in \mathbb{R}^{(l_i + \bar{l}_i) \times (l_i + \bar{l}_i)} \quad (42)$$

where

$$\bar{\mathcal{L}}_{1\ell}^i = \bar{\mathcal{D}}_\ell^i - \bar{\mathcal{A}}_\ell^i \in \mathbb{R}^{l_i \times l_i} \quad (43)$$

$$\bar{\mathcal{L}}_{2\ell}^i = -\bar{\mathcal{A}}_{2\ell}^i \in \mathbb{R}^{l_i \times \bar{l}_i} \quad (44)$$

are Laplacian sub-matrices of the graph  $\bar{\mathcal{G}}_i$ .

With all the above preparations, we are now in a position to define the NLIs of influential leaders of the  $i$ -th follower as follows.

**Definition 10** The NLIs of influential leaders of the  $i$ -th follower, denoted by  $\Phi_{P\ell}^i$  is a row vector that represent the NLIs of leaders on  $i$ -th follower based on  $\bar{\mathcal{G}}_i$ , and is defined as

$$\Phi_{P\ell}^i = [\varphi_{i\bar{\mu}_i^T(1)}, \dots, \varphi_{i\bar{\mu}_i^T(\bar{l}_i)}] \in \mathbb{R}^{1 \times \bar{l}_i} \quad (45)$$

where  $\varphi_{i\bar{\mu}_i^T(m)}, \forall m = 1, \dots, \bar{l}_i$  is the NLI of the  $\bar{\mu}_i^T(m)$ -th leader on the  $i$ -th follower.

The following Lemma shows how to calculate the NLIs of the influential leaders on the  $i$ -th followers using (43) and (44).

**Lemma 5** Consider the elements of the local Laplacian matrix (42) for agent  $i$ . Then, the NLI of its influential leaders, defined in (45), is obtained as

$$\Phi_{P\ell}^i = -\Upsilon_i \bar{\mathcal{L}}_{1\ell}^i{}^{-1} \bar{\mathcal{L}}_{2\ell}^i \quad (46)$$

where  $\Upsilon_i \in \mathbb{R}^{1 \times l_i}$  is a row vector, with elements of

$$[\Upsilon_i]_{1m} = \begin{cases} 1, & \mu_i(m) = i \\ 0, & \text{Otherwise} \end{cases}, \forall m = 1, \dots, l_i. \quad (47)$$

**Proof** Using (12), (35), (42), and Definitions 4 and 10, one can observe that  $\Phi_{P\ell}^i = [-\bar{\mathcal{L}}_{1\ell}^i{}^{-1} \bar{\mathcal{L}}_{2\ell}^i]_m^R$ , where  $\mu_i(m) = i, \forall m = 1, \dots, l_i$ . Note that  $\Upsilon_i$  is a row vector, for which all of its elements are zero except the one that is related to the  $i$ -th follower. This completes the proof.  $\square$

Algorithm 3 presents a distributed algorithm for calculating (43), (44), and (46) by the  $i$ -th follower,  $\forall i = 1, \dots, n$  in a distributed fashion.

---

**Algorithm 3:** Distributed algorithm for constructing  $\bar{\mathcal{L}}_{1\ell}^i$ ,  $\bar{\mathcal{L}}_{2\ell}^i$ , and  $\Phi_{P\ell}^i$ .

---

- 1: **procedure**
  - 2: Calculate  $\bar{N}_i^A$ ,  $\bar{N}_i^L$ , and  $\bar{\mathcal{E}}_i$  as Algorithms 1 and 2, respectively.
  - 3: Construct  $\bar{\mathcal{A}}_\ell^i$  and  $\bar{\mathcal{A}}_{2\ell}^i$  as follows:
    - (1) Set  $\bar{\mathcal{A}}_\ell^i = 0_{l_i \times l_i}$  and  $\bar{\mathcal{A}}_{2\ell}^i = 0_{l_i \times \bar{l}_i}$ .
    - (2) Change the elements of  $\bar{\mathcal{A}}_\ell^i$  and  $\bar{\mathcal{A}}_{2\ell}^i$  as (34) and (37), respectively.
  - 4: Construct  $\bar{\mathcal{D}}_\ell^i$  as follows:
    - (1) Set  $\bar{\mathcal{D}}_\ell^i = 0_{l_i \times l_i}$ .
    - (2) Calculate  $\bar{d}_k^i, \forall k \in \{1, \dots, l_i\}$  as (41).
    - (3) Change the elements of  $\bar{\mathcal{D}}_\ell^i$  as (40).
  - 5: Construct  $\bar{\mathcal{L}}_{1\ell}^i$  and  $\bar{\mathcal{L}}_{2\ell}^i$  as follows:
    - (1) Calculate  $\bar{\mathcal{L}}_{1\ell}^i$  and  $\bar{\mathcal{L}}_{2\ell}^i$  as (43) and (44), respectively.
    - (2) Set  $\Upsilon_i = 0_{1 \times l_i}$ .
    - (3) Change the elements of  $\Upsilon_i$  as (47).
  - 6: Calculate  $\Phi_{P\ell}^i$  as (46).
  - 7: **end procedure**
- 

The virtual exo-system dynamics for the  $i$ -th follower in (14) includes the dynamics of all leaders, even if they do not have any influence on its output. It follows from Definitions 4 and 10 that this virtual exo-system dynamics can be reduced to only include the dynamics of the influential leaders of the  $i$ -th follower, i.e.,  $\bar{N}_i^L$ , since the non-influencing leaders have no effect on its reference trajectory  $y_i^*$  in (3). To this end, the corresponding dynamics of the leaders with zero influence on the  $i$ -th follower and their states can be removed from (14), without changing its reference trajectory, resulting in the following equivalent virtual exo-system

$$\begin{cases} \dot{\Omega}_i^R = \bar{S}_i^R \Omega_i^R \\ y_i^* = (\Phi_{P\ell}^i \otimes I_Q) \bar{D}_i^R \Omega_i^R \end{cases} \quad (48)$$

where  $\Omega_i^R = \text{col}(\omega_{\bar{\mu}_i^T(1)}, \dots, \omega_{\bar{\mu}_i^T(\bar{l}_i)})$ ,  $\bar{S}_i^R = \text{diag}(S_{\bar{\mu}_i^T(1)}, \dots, S_{\bar{\mu}_i^T(\bar{l}_i)})$  and  $\bar{D}_i^R = \text{diag}(D_{\bar{\mu}_i^T(1)}, \dots, D_{\bar{\mu}_i^T(\bar{l}_i)})$  are the augmented state and augmented dynamics of the influential leaders of the  $i$ -th follower.

Using Definition 10, the local containment error (10) can now be rewritten as

$$\bar{e}_i = y_i - (\Phi_{P\ell}^i \otimes I_Q) \bar{D}_i^R \Omega_i^R. \quad (49)$$

The  $i$ -th follower can build the virtual exo-system (48), only if Assumptions 1 and 2 holds. The following lemma gives the  $i$ -th follower an approach to test the validity of Assumption 1 in a distributed manner.

**Lemma 6** Under Assumption 2,

$$\Phi_{P\ell}^i 1_{\bar{l}_i} = 1, \forall i \in \mathcal{F}, \quad (50)$$

if and only if Assumption 1 holds.

**Proof** Sufficiency. When Assumption 1 holds for the graph  $\mathcal{G}$ , based on Definition 4 there exists at least one leader that it influences the  $i$ -th follower in the sub-graph  $\bar{\mathcal{G}}_i$ . Therefore, Assumption 1 is also satisfied for the sub-graph  $\bar{\mathcal{G}}_i$ ,  $\forall i \in \mathcal{F}$ . Thus, using the Theorem 3.1 of [2] for  $\bar{\mathcal{G}}_i$ , each entry of  $\bar{\mathcal{L}}_{1\ell}^{i-1} \bar{\mathcal{L}}_{2\ell}^i \in \mathbb{R}^{l_i \times \bar{l}_i}$ ,  $\forall i \in \mathcal{F}$  is non-negative, and each row of it has a sum equal to one, which result in (50).

Necessity. Assume that  $\Phi_{P\ell}^i 1_{\bar{l}_i} = 0$ . Based on Definitions 4 and 10, it implies that the  $i$ -th follower is not under the influence of any leader in the graph  $\bar{\mathcal{G}}_i$  and consequently in the graph  $\mathcal{G}$ . This completes the proof.  $\square$

**Remark 5** To construct the virtual exo-system dynamics for  $i$ -th follower in (48), the  $i$ -th follower needs to know the dynamics of all leaders that have influence on it, i.e.,  $\{S_{\bar{\mu}_i^T(1)}, \dots, S_{\bar{\mu}_i^T(\bar{l}_i)}\}$  and  $\{D_{\bar{\mu}_i^T(1)}, \dots, D_{\bar{\mu}_i^T(\bar{l}_i)}\}$ , as well as their states, i.e.,  $\{\omega_{\bar{\mu}_i^T(1)}, \dots, \omega_{\bar{\mu}_i^T(\bar{l}_i)}\}$ . However, this knowledge is not generally available to the  $i$ -th follower. So, a novel adaptive distributed observer with continuous exchange of information among agents is designed in the next section to find this knowledge, i.e., the dynamics and states of influential leaders of  $i$ -th follower. Then, using the NLIs of influential leaders of the  $i$ -th follower, we build the virtual exo-system (48) for the  $i$ -th follower in a fully distributed manner. Finally, utilizing the virtual exo-system (48), the output containment control problem with heterogeneous leaders is solved in Section 6.

## 5 Adaptive distributed observer of virtual exo-system trajectories: Heterogeneous leaders case

In this section, a novel adaptive distributed observer is designed to build the virtual exo-system dynamics and trajectories for the  $i$ -th follower. Note that to construct the virtual exo-system dynamics for the  $i$ -th follower in (48), it needs to know about all the dynamics and states of all leaders that have influence on it. However, this knowledge is not directly accessible to the  $i$ -th follower, especially when it is not in the immediate contact with its influential leaders.

To estimate the virtual exo-system trajectories and dynamics for each follower, consider the following adaptive distributed observer

$$\dot{\eta}_i = \bar{S}_i \eta_i + \beta^\eta \left( \sum_{j \in N_i \setminus N_i^L} a_{ij} (\eta_j^i - \eta_i) + \delta_i (\Omega_i^R - \eta_i) \right) \quad (51)$$

$$\dot{S}_i = \beta^S \left( \sum_{j \in N_i \setminus N_i^L} a_{ij} (S_j^i - S_i) + \delta_i (\bar{S}_i^R - S_i) \right) \quad (52)$$

$$\dot{D}_i = \beta^D \left( \sum_{j \in N_i \setminus N_i^L} a_{ij} (D_j^i - D_i) + \delta_i (\bar{D}_i^R - D_i) \right) \quad (53)$$

where  $\beta^\eta > 0$ ,  $\beta^S > 0$ ,  $\beta^D > 0$ ,  $\delta_i = \text{diag}(a_{i\bar{\mu}_i^T(1)}, \dots, a_{i\bar{\mu}_i^T(\bar{l}_i)})$  is diagonal matrix with diagonal entries of the pinning gains of the leaders that the  $i$ -th follower is immediately reachable from,  $\eta_i$  is the stack column of  $\eta_i^{\bar{\mu}_i^T(k_i)}$ , for  $k_i = 1, \dots, \bar{l}_i$ , i.e.,  $\eta_i = \text{col}(\eta_i^{\bar{\mu}_i^T(1)}, \dots, \eta_i^{\bar{\mu}_i^T(\bar{l}_i)})$ , where  $\eta_i^{\bar{\mu}_i^T(k_i)}$  is the state estimation of the  $\bar{\mu}_i^T(k_i)$ -th leader by the  $i$ -th follower. Moreover,  $S_i$  and  $D_i$  are the stack columns of  $S_i^{\bar{\mu}_i^T(k_i)}$  and  $D_i^{\bar{\mu}_i^T(k_i)}$  for  $k_i = 1, \dots, \bar{l}_i$ , i.e.,  $S_i = \text{col}(S_i^{\bar{\mu}_i^T(1)}, \dots, S_i^{\bar{\mu}_i^T(\bar{l}_i)})$  and  $D_i = \text{col}(D_i^{\bar{\mu}_i^T(1)}, \dots, D_i^{\bar{\mu}_i^T(\bar{l}_i)})$ , where  $S_i^{\bar{\mu}_i^T(k_i)}$  and  $D_i^{\bar{\mu}_i^T(k_i)}$  are the dynamics estimation of the  $\bar{\mu}_i^T(k_i)$ -th leader by the  $i$ -th follower, respectively, and  $\bar{S}_i = \text{diag}(S_i^{\bar{\mu}_i^T(1)}, \dots, S_i^{\bar{\mu}_i^T(\bar{l}_i)})$  and  $\bar{D}_i = \text{diag}(D_i^{\bar{\mu}_i^T(1)}, \dots, D_i^{\bar{\mu}_i^T(\bar{l}_i)})$ . Furthermore,  $\Omega_i^R$  is the stack column of  $\omega_{\bar{\mu}_i^T(j)}$ , for  $k_i = 1, \dots, \bar{l}_i$ , i.e.,

$\Omega_i^R = \text{col}(\omega_{\bar{\mu}_i^T(1)}, \dots, \omega_{\bar{\mu}_i^T(\bar{l}_i)})$ , where  $\omega_{\bar{\mu}_i^T(k_i)}$  is the state of the  $\bar{\mu}_i^T(k_i)$ -th leader by the  $i$ -th follower,  $\bar{S}_i^R$  and  $\bar{D}_i^R$  are the stack columns of  $S_{\bar{\mu}_i^T(k_i)}^R$  and  $D_{\bar{\mu}_i^T(k_i)}^R$  for  $k_i = 1, \dots, \bar{l}_i$ , i.e.,  $\bar{S}_i^R = \text{col}(S_{\bar{\mu}_i^T(1)}^R, \dots, S_{\bar{\mu}_i^T(\bar{l}_i)}^R)$  and  $\bar{D}_i^R = \text{col}(D_{\bar{\mu}_i^T(1)}^R, \dots, D_{\bar{\mu}_i^T(\bar{l}_i)}^R)$ , where  $S_{\bar{\mu}_i^T(k_i)}^R$  and  $D_{\bar{\mu}_i^T(k_i)}^R$  are the dynamics of the  $\bar{\mu}_i^T(k_i)$ -th leader. Moreover,  $\eta_j^i = \text{col}(\eta_j^{\bar{\mu}_i^T(1)}, \dots, \eta_j^{\bar{\mu}_i^T(\bar{l}_i)})$ ,  $S_j^i = \text{col}(S_j^{\bar{\mu}_i^T(1)}, \dots, S_j^{\bar{\mu}_i^T(\bar{l}_i)})$  and  $D_j^i = \text{col}(D_j^{\bar{\mu}_i^T(1)}, \dots, D_j^{\bar{\mu}_i^T(\bar{l}_i)})$ ,  $\forall j \in N_i \setminus N_i^L$ , where for  $k_i = 1, \dots, \bar{l}_i$

$$\eta_j^{\bar{\mu}_i^T(k_i)} = \begin{cases} \eta_j^{\bar{\mu}_i^T(k_i)} & \bar{\mu}_i^T(k_i) \notin \bar{N}_j^L \\ \eta_j^{\bar{\mu}_i^T(k_i)} & \bar{\mu}_i^T(k_i) \in \bar{N}_j^L \end{cases}, \quad (54)$$

$$S_j^{\bar{\mu}_i^T(k_i)} = \begin{cases} S_j^{\bar{\mu}_i^T(k_i)} & \bar{\mu}_i^T(k_i) \notin \bar{N}_j^L \\ S_j^{\bar{\mu}_i^T(k_i)} & \bar{\mu}_i^T(k_i) \in \bar{N}_j^L \end{cases}, \quad (55)$$

$$D_j^{\bar{\mu}_i^T(k_i)} = \begin{cases} D_j^{\bar{\mu}_i^T(k_i)} & \bar{\mu}_i^T(k_i) \notin \bar{N}_j^L \\ D_j^{\bar{\mu}_i^T(k_i)} & \bar{\mu}_i^T(k_i) \in \bar{N}_j^L \end{cases}. \quad (56)$$

We call  $\eta_i$ ,  $\bar{S}_i$  and  $\bar{D}_i$  as the state and dynamics estimation of the virtual exo-system (48) by the  $i$ -th follower, respectively. The main result of this section is now given by the following theorem, which shows that  $\eta_i \rightarrow \Omega_i^R$ ,  $S_i \rightarrow \bar{S}_i^R$  and  $D_i \rightarrow \bar{D}_i^R$ , and consequently  $\bar{S}_i \rightarrow \bar{S}_i^R$  and  $\bar{D}_i \rightarrow \bar{D}_i^R$ , by properly choosing the parameters  $\beta^\eta$ ,  $\beta^S$ , and  $\beta^D$  in adaptive distributed observer (51)-(53). For this purpose, we first introduce the following definition, which plays a critical role in the proof of Theorem 2.

**Definition 11** Define  $\bar{\mathcal{G}}_\lambda^S = (\bar{V}_\lambda^S, \bar{\mathcal{E}}_\lambda^S, \mathcal{A}_\lambda^S)$  as the sub-graph of reachable agents from the  $\lambda$ -th leader,  $\forall \lambda \in \mathcal{R}$ , which is obtained from  $\mathcal{G}$  by removing the nodes that are not reachable from the  $\lambda$ -th leader along with their corresponding edges. That is,  $\bar{V}_\lambda^S = \bar{N}_\lambda^S \cup \{\lambda\}$ , where

$$\bar{N}_\lambda^S = \{i \in \mathcal{F} : \lambda \in \bar{N}_i^L\} \quad (57)$$

is the set of followers that are reachable from the  $\lambda$ -th leader, and  $\bar{N}_i^L$  is defined in (19). Moreover,

$$\bar{\mu}_\lambda^S := \bar{N}_\lambda^S \quad (58)$$

is the sort function of well-ordered set  $(\bar{N}_\lambda^S, \leq)$ , and  $l_\lambda^S = |\bar{N}_\lambda^S|$  is the number of followers that are reachable from the  $\lambda$ -th leader. Furthermore,  $\bar{\mathcal{A}}_\lambda^S$  and  $\bar{\mathcal{D}}_\lambda^S$  are defined as the weighted adjacency matrix and in-degree matrix of the sub-graph  $\bar{\mathcal{G}}_\lambda^S$ , respectively, and the Laplacian matrix  $\mathcal{L}_\lambda^S$  associated with it, is defined as

$$\mathcal{L}_\lambda^S = \bar{\mathcal{D}}_\lambda^S - \bar{\mathcal{A}}_\lambda^S \quad (59)$$

With this definition, we are now ready to establish the main result of this section.

**Theorem 2** Consider the leader dynamics (7) and the adaptive distributed observer (51)-(53). Let  $\tilde{S}_i = S_i - \bar{S}_i^R$  and  $\tilde{D}_i = D_i - \bar{D}_i^R$  be the  $i$ -th follower's virtual exo-system dynamics estimation errors, and  $\tilde{\eta}_i = \eta_i - \Omega_i^R$  be the state estimation error of the  $i$ -th follower's virtual exo-system,  $\forall i \in \mathcal{F}$ . Then, for any initial conditions  $\tilde{S}_i(0)$ ,  $\tilde{D}_i(0)$ , and  $\tilde{\eta}_i(0)$ , one obtains

- (1) For any positive constant  $\beta^S$ ,  $\forall i \in \mathcal{F}$ ,  $\lim_{t \rightarrow \infty} \tilde{S}_i(t) = 0$ , exponentially;

- (2) For any positive constant  $\beta^D$ ,  $\forall i \in \mathcal{F}$ ,  $\lim_{t \rightarrow \infty} \bar{D}_i(t) = 0$ , exponentially;
- (3) For any positive constant  $\beta^\eta$ , and  $\beta^S$ ,  $\forall i \in \mathcal{F}$ ,  $\lim_{t \rightarrow \infty} \tilde{\eta}_i(t) = 0$ , exponentially.

**Proof** See Appendix.

The following corollary shows that  $(\Phi_{P\ell}^i \otimes I_Q) \bar{D}_i \eta_i$  converges to  $y_i^*$  by choosing positive value for the parameters in adaptive distributed observer (51)-(53), i.e.,  $\beta^\eta > 0$ ,  $\beta^S > 0$  and  $\beta^D > 0$ .

**Corollary 1** Consider the leader dynamics (7) and the adaptive distributed observer (51)-(53). Let  $\tilde{y}_i^*(t) = (\Phi_{P\ell}^i \otimes I_Q) \bar{D}_i \eta_i - y_i^*$  be the output estimation error of the  $i$ -th virtual exo-system dynamics, where  $y_i^*$  is given in (48) and  $\bar{D}_i = \text{diag}(D_{\bar{\mu}_i^T(1)}^{\bar{\mu}_i^T(1)}, \dots, D_{\bar{\mu}_i^T(\bar{l}_i)}^{\bar{\mu}_i^T(\bar{l}_i)})$ ,  $\forall i \in \mathcal{F}$ . Then, for any positive constant  $\beta^\eta$ ,  $\beta^S$ , and  $\beta^D$ , and any initial condition,  $\tilde{y}_i^*(0)$ ,  $\forall i \in \mathcal{F}$ ,  $\lim_{t \rightarrow \infty} \tilde{y}_i^*(t) = 0$ , exponentially fast.

**Proof** Adding and subtracting  $(\Phi_{P\ell}^i \otimes I_Q) \bar{D}_i \Omega_i^R$  to the right hand side of  $\tilde{y}_i^*(t)$ , one has

$$\begin{aligned} \tilde{y}_i^*(t) &= (\Phi_{P\ell}^i \otimes I_Q) \bar{D}_i \eta_i - (\Phi_{P\ell}^i \otimes I_Q) \bar{D}_i \Omega_i^R + \\ &\quad (\Phi_{P\ell}^i \otimes I_Q) \bar{D}_i \Omega_i^R - (\Phi_{P\ell}^i \otimes I_Q) \bar{D}_i^R \Omega_i^R \\ &= (\Phi_{P\ell}^i \otimes I_Q) \bar{D}_i (\eta_i - \Omega_i^R) + (\Phi_{P\ell}^i \otimes I_Q) (\bar{D}_i - \bar{D}_i^R) \Omega_i^R \end{aligned} \quad (60)$$

Therefore, if  $\lim_{t \rightarrow \infty} \tilde{\eta}_i(t) = 0$  and  $\lim_{t \rightarrow \infty} \bar{D}_i(t) = 0$  exponentially, then for any positive constant  $\beta^\eta$ ,  $\beta^S$ , and  $\beta^D$ ,  $\forall i \in \mathcal{F}$ ,  $\lim_{t \rightarrow \infty} \tilde{y}_i^*(t) = 0$ , exponentially. This completes the proof.  $\square$

## 6 Distributed solution to containment control problem with heterogeneous leaders

In this section, a distributed dynamic output feedback control protocol is first introduced for each follower that uses only local data of the followers and the information broadcasted through the communication network by the neighbors. Then, the output containment control problem with heterogeneous leaders is formulated into a cooperative output regulation problem.

Before proceeding further, we need the following assumption which is a standard assumption in the classical linear output regulation literatures, and provides a necessary condition for solvability of the output regulation problem.

**Assumption 6** The linear matrix equations

$$\begin{aligned} \Pi_i^R \bar{S}_i^R &= A_i \Pi_i^R + B_i \Gamma_i^R \\ 0 &= C_i \Pi_i^R - (\Phi_{P\ell}^i \otimes I_Q) \bar{D}_i^R \end{aligned} \quad (61)$$

have solutions, where  $\bar{S}_i^R = \text{diag}(S_{\bar{\mu}_i^T(1)}^{\bar{\mu}_i^T(1)}, \dots, S_{\bar{\mu}_i^T(\bar{l}_i)}^{\bar{\mu}_i^T(\bar{l}_i)})$ ,  $\bar{D}_i^R = \text{diag}(D_{\bar{\mu}_i^T(1)}^{\bar{\mu}_i^T(1)}, \dots, D_{\bar{\mu}_i^T(\bar{l}_i)}^{\bar{\mu}_i^T(\bar{l}_i)})$ ,  $\Pi_i^R \in \mathbb{R}^{N_i \times \bar{l}_i q}$ , and  $\Gamma_i^R \in \mathbb{R}^{P_i \times \bar{l}_i q}$ ,  $\forall i \in \mathcal{F}$ .

By solving Problem 2, the output containment control problem 1 is also solved. To solve Problem 2, the following state feedback control is introduced in this paper.

$$u_i = K_i^1 x_i + K_i^2 \eta_i \quad (62)$$

where  $\eta_i$  is given by (51), and  $K_i^1 \in \mathbb{R}^{P_i \times N_i}$  and  $K_i^2 \in \mathbb{R}^{P_i \times \bar{l}_i q}$  are design feedback and feedforward gain matrices, respectively, for agent  $i$ ,  $i \in \mathcal{F}$ .

Choosing sufficiently large  $\beta^S > 0$  and  $\beta^D > 0$  makes the convergence of the observers (52)-(53) sufficiently fast, and thus we can assume that the observers (52)-(53) are converged, i.e.,  $S_i \rightarrow \bar{S}_i^R$  and  $D_i \rightarrow \bar{D}_i^R$ , which implies that  $\bar{S}_i \rightarrow \bar{S}_i^R$  and  $\bar{D}_i \rightarrow \bar{D}_i^R$ . One can now write  $\tilde{\eta}_i$  in (51) as the stack column vector  $\tilde{\eta}_i^{\bar{\mu}_i^T(k_i)}$ ,  $\forall k_i = 1, \dots, \bar{l}_i$ , where

$$\begin{aligned} \tilde{\eta}_i^{\bar{\mu}_i^T(k_i)} &= S_{\bar{\mu}_i^T(k_i)}^{\bar{\mu}_i^T(k_i)} \eta_i^{\bar{\mu}_i^T(k_i)} + \beta^\eta \left( \sum_{j \in N_i \setminus N_i^L} a_{ij} (\eta_j^{\bar{\mu}_i^T(k_i)} - \right. \\ &\quad \left. \eta_i^{\bar{\mu}_i^T(k_i)}) + a_{i\bar{\mu}_i^T(k_i)} (\omega_{\bar{\mu}_i^T(k_i)} - \eta_i^{\bar{\mu}_i^T(k_i)}) \right) \end{aligned} \quad (63)$$

Based on (63) and Definition 11, the dynamics of the global  $\lambda$ -th leader state estimation from the  $\lambda$ -th leader's reachability perspective, denote by  $\eta^\lambda$ , can be written as

$$\dot{\eta}^\lambda = (I_{l_\lambda^S} \otimes S_\lambda - \beta^\eta (H_\lambda^S \otimes I_q)) \eta^\lambda + \beta^\eta (H_\lambda^S \otimes I_q) (1_{l_\lambda^S} \otimes \omega_\lambda) \quad (64)$$

where  $\eta^\lambda = \text{col}(\eta_{\bar{\mu}_\lambda^S(1)}^\lambda, \dots, \eta_{\bar{\mu}_\lambda^S(l_\lambda^S)}^\lambda) \in \mathbb{R}^{l_\lambda^S q \times 1}$ ,  $\forall \lambda \in \mathcal{R}$ , with  $\bar{\mu}_\lambda^S = \bar{N}_\lambda^S$ ,  $\bar{N}_\lambda^S = \{i \in \mathcal{F} : \lambda \in \bar{N}_i^L\}$ , and  $l_\lambda^S = |\bar{N}_\lambda^S|$  given in (57) and (58).

The dynamics of the global virtual exo-system state estimation reordered based on the leaders, denoted by  $\eta^R$ , can be written as

$$\dot{\eta}^R = \Theta \eta^R + \bar{\Theta} \omega^R \quad (65)$$

where  $\eta^R = \text{col}(\eta^{n+1}, \dots, \eta^{n+m}) \in \mathbb{R}^{\sum_{\lambda=n+1}^{n+m} l_\lambda^S q \times 1}$ ,  $\omega^R = \text{col}((1_{l_{n+1}^S} \otimes \omega_{n+1}), \dots, (1_{l_{n+m}^S} \otimes \omega_{n+m})) \in \mathbb{R}^{\sum_{\lambda=n+1}^{n+m} l_\lambda^S q \times 1}$ ,  $\Theta = \text{diag}(\Theta_{n+1}, \dots, \Theta_{n+m})$ ,  $\bar{\Theta} = \text{diag}(\bar{\Theta}_{n+1}, \dots, \bar{\Theta}_{n+m})$ ,  $\Theta_k = (I_{l_k^S} \otimes S_k - \beta^\eta (H_k^S \otimes I_q))$  and  $\bar{\Theta}_k = \beta^\eta (H_k^S \otimes I_q)$ ,  $\forall k \in \mathcal{R}$ .

After some manipulation and using a linear transformation, (65) can be rewritten as

$$\dot{\eta} = (P^\eta \otimes I_q) \Theta ((P^\eta)^T \otimes I_q) \eta + \beta^\eta \Omega \quad (66)$$

with

$$\eta = (P^\eta \otimes I_q) \eta^R \quad (67)$$

$$\Omega = (P^\eta \otimes I_q) \omega^R \quad (68)$$

where  $\eta = \text{col}(\eta_1, \dots, \eta_n)$ ,  $\eta_i = \text{col}(\eta_i^{\bar{\mu}_i^T(1)}, \dots, \eta_i^{\bar{\mu}_i^T(\bar{l}_i)})$ ,  $i \in \mathcal{F}$ ,  $\Omega = \text{col}(\Omega_1^R, \dots, \Omega_n^R)$ , and  $P^\eta \in \mathbb{R}^{\sum_{\lambda=n+1}^{n+m} l_\lambda^S \times \sum_{\lambda=n+1}^{n+m} l_\lambda^S}$  is a permutation matrix, which permutes the sequence of rows in  $\eta^R$  and  $\omega^R$ .

Utilizing (66), the composition of (7)-(8), the control law (62) along with distributed observers (51)-(53), the virtual exo-system (48), and local containment error (49) results in the following closed-loop systems

$$\dot{\Omega} = \bar{S}^R \Omega \quad (69)$$

$$\dot{X}_C = A_C X_C + B_C \Omega \quad (70)$$

$$E = C_C X_C + D_C \Omega \quad (71)$$



with

$$\begin{aligned} A_C &= \begin{bmatrix} A + BK^1 & BK^2 \\ 0_{\sum_{\lambda=n+1}^{n+m} l_{\lambda}^S q \times \sum_{i=1}^{n_i} N_i} (P \otimes I_q) \Theta (P^T \otimes I_q) \end{bmatrix}, \\ B_C &= \begin{bmatrix} 0_{\sum_{i=1}^{n_i} N_i \times \sum_{i=1}^{n_i} \bar{l}_i q} \\ \beta^\eta I_{\sum_{i=1}^{n_i} \bar{l}_i q} \end{bmatrix}, C_C = \begin{bmatrix} C & 0_{n_Q \times \sum_{\lambda=n+1}^{n+m} l_{\lambda}^S q} \end{bmatrix}, \\ D_C &= -(\Phi^R \otimes I_Q) \bar{D}^R \end{aligned} \quad (72)$$

where  $X_C = \text{col}(X, \eta)$ ,  $X = \text{col}(x_1, \dots, x_n)$ ,  $\eta = \text{col}(\eta_1, \dots, \eta_n) \in \mathbb{R}^{\sum_{\lambda=n+1}^{n+m} l_{\lambda}^S q}$ ,  $\Omega = \text{col}(\Omega_1^R, \dots, \Omega_n^R) \in \mathbb{R}^{\sum_{i=1}^{n_i} \bar{l}_i q}$ ,  $E = \text{col}(\bar{e}_1, \dots, \bar{e}_n)$ ,  $\bar{S}^R = \text{diag}(\bar{S}_1^R, \dots, \bar{S}_n^R)$ ,  $\bar{D}^R = \text{diag}(\bar{D}_1^R, \dots, \bar{D}_n^R)$ ,  $A = \text{diag}(A_1, \dots, A_n)$ ,  $B = \text{diag}(B_1, \dots, B_n)$ ,  $K^1 = \text{diag}(K_1^1, \dots, K_n^1)$ ,  $K^2 = \text{diag}(K_1^2, \dots, K_n^2)$ ,  $C = \text{diag}(C_1, \dots, C_n)$ , and  $\Phi^R = \text{diag}(\Phi_{P\ell}^1, \dots, \Phi_{P\ell}^n) \in \mathbb{R}^{n \times \sum_{i=1}^{n_i} \bar{l}_i}$ .

**Corollary 2** Under Assumptions 1 and 2, let the control protocols be given by (62) and

$$\lim_{t \rightarrow \infty} E(t) = 0. \quad (73)$$

Then, Problem 2 and consequently Problem 1 is solved.

**Proof** The proof follows from (10), (48), and the results of Lemma 2 and Lemma 5.  $\square$

In Problem 2,  $\lim_{t \rightarrow \infty} \bar{e}_i(t) = 0$ ,  $\forall i \in \mathcal{F}$  or equivalently  $\lim_{t \rightarrow \infty} E(t) = 0$ , where  $E = \text{col}(\bar{e}_1, \dots, \bar{e}_n)$ . This implies that the output of each follower should be synchronized to its reference trajectory  $y_i^*(t)$ ,  $\forall i \in \mathcal{F}$ . This is analogous to the output regulation problem [10]. Now, we are ready to describe FHCCP as a cooperative output regulation problem. To do so, the following problem can be formulated and be replaced with Problem 2 to solve FHCCP.

**Problem 3** Let Assumptions 1-5 be hold. Consider the multi-agent system (7)-(8) with the digraph  $\mathcal{G}$ . Design the control protocols given by (62) such that the closed-loop system (69)-(71) satisfies the following properties:

- (1) The matrix  $A_C$  in (72) is Hurwitz.
- (2) For any initial conditions  $x_i(0)$ ,  $x_i(0)$ ,  $\forall i \in \mathcal{F}$  and  $\omega_k(0)$ ,  $\forall k \in \mathcal{R}$ ,  $\lim_{t \rightarrow \infty} E(t) = 0$ , where  $E$  is defined in (71).

In order to solve Problem 3, we need the following lemma.

**Lemma 7** Suppose that Property 1 is fulfilled by the distributed control laws (62). Then,  $\lim_{t \rightarrow \infty} E(t) = 0$ , if there exists a matrix  $\bar{X}_C$  that satisfies the following linear matrix equations,  $\forall k \in \mathcal{R}$

$$\begin{cases} A_C \bar{X}_C + B_C = \bar{X}_C \bar{S}^R \\ C_C \bar{X}_C + D_C = 0_{n_Q \times \sum_{i=1}^{n_i} \bar{l}_i q} \end{cases} \quad (74)$$

**Proof** See Appendix.

It is shown in the following theorem that Problem 3 and consequently Problem 2 and Problem 1 can be solved using the distributed control laws (62) along with distributed observer (51)-(53), and Algorithms 1-3.

**Theorem 3** Consider the multi-agent system (7)-(8). Let Assumptions 1-6 be satisfied. Let  $K_i^1$  be chosen such that  $A_i + B_i K_i^1$  is Hurwitz, and  $K_i^2$  be given by

$$K_i^2 = \Gamma_i^R - K_i^1 \Pi_i^R \quad (75)$$

where  $\Pi_i^R$  and  $\Gamma_i^R$ ,  $i \in \mathcal{F}$ , are the solutions of (61). Then, Problem 3 is solved using the distributed control laws (62) along with distributed observers (51)-(53), and Algorithms 1-3, for any positive constants  $\beta^\eta$ ,  $\beta^S$ , and  $\beta^D$ .

**Proof** See Appendix.

**Remark 6** The proposed control law (62) uses the solution of the regulator equation (61). However, the solution of the regulator equation (61) relies on the NLIs of the influential leaders on the  $i$ -th follower, i.e.,  $\Phi_{P\ell}^i$ , and the dynamics of the influential leaders, i.e.,  $\bar{S}_i^R = \text{col}(S_{\bar{\mu}_i^T(1)}^R, \dots, S_{\bar{\mu}_i^T(\bar{l}_i)}^R)$  and  $\bar{D}_i^R = \text{col}(D_{\bar{\mu}_i^T(1)}^R, \dots, D_{\bar{\mu}_i^T(\bar{l}_i)}^R)$ . Moreover, the adaptive distributed observer (51)-(53) uses some information such as  $\bar{N}_j^L$  for  $j \in N_i$ . To summarize, the design procedure of the control law (62) by the  $i$ -th follower can be given as follows:

- (1) Use Algorithms 1-3 to find the NLIs of the influential leaders on the  $i$ -th follower, i.e.,  $\Phi_{P\ell}^i \in \mathbb{R}^{1 \times \bar{l}_i}$ , and  $\bar{N}_j^L$  for  $j \in N_i$ .
- (2) Use the adaptive distributed observers (51)-(53) with regard to Theorem 2 to estimate all the dynamics and states of all leaders that have influence on the  $i$ -th follower, i.e.,  $\bar{S}_i^R = \text{col}(S_{\bar{\mu}_i^T(1)}^R, \dots, S_{\bar{\mu}_i^T(\bar{l}_i)}^R)$ ,  $\bar{D}_i^R = \text{col}(D_{\bar{\mu}_i^T(1)}^R, \dots, D_{\bar{\mu}_i^T(\bar{l}_i)}^R)$ , and  $\Omega_i^R = \text{col}(\omega_{\bar{\mu}_i^T(1)}^R, \dots, \omega_{\bar{\mu}_i^T(\bar{l}_i)}^R)$ .
- (3) Construct the virtual exo-system (48), and then convert Problem 2 to Problem 3.
- (4) Solve the regulator equations (61) to find  $\Pi_i^R \in \mathbb{R}^{N_i \times \bar{l}_i q}$  and  $\Gamma_i^R \in \mathbb{R}^{P_i \times \bar{l}_i q}$ .
- (5) Use Theorem 3 to find  $K_i^1 \in \mathbb{R}^{P_i \times N_i}$  and  $K_i^2 \in \mathbb{R}^{P_i \times \bar{l}_i q}$ . Finally, apply the control protocol (62) to the  $i$ -th follower.

**Remark 7** Ideally, one would like to consider the general case of heterogeneous leaders with not only different dynamics, but also different dimensions. To extend our main results to such more general scenario, only the observer (51)-(53) need to be modified and the rests of the results are generic. However, this designing the observer for the general case would entail considerable technicalities that might obscure the novelty of the proposed framework. Therefore, for the sake of simplicity, we provide the observer for systems with the same dimensions but different dynamics.

## 7 Simulation and example

Consider the multi-agent system consist of four heterogeneous followers and three heterogeneous leaders, with the fixed communication graph illustrated in Fig. 1. All the communication weights are chosen to be one, and the nodes 1, 2, 3, and 4 represent the followers and nodes 5, 6, and 7 represent three heterogeneous leaders. It can be verified that Assumptions 1-3 are satisfied.

The dynamics of leaders and followers are given as

$$\begin{aligned} S_5 &= \begin{bmatrix} 1 & -3 \\ 1 & -1 \end{bmatrix}, D_5 = \begin{bmatrix} 1 & 0 \\ 0 & 1 \end{bmatrix}, S_6 = \begin{bmatrix} 1 & -4 \\ 1 & -1 \end{bmatrix}, D_6 = \begin{bmatrix} 1 & 0 \\ 0 & 1 \end{bmatrix}, \\ S_7 &= \begin{bmatrix} 1 & -5 \\ 1 & -1 \end{bmatrix}, D_7 = \begin{bmatrix} 1 & 0 \\ 0 & 1 \end{bmatrix}, \end{aligned} \quad (76)$$

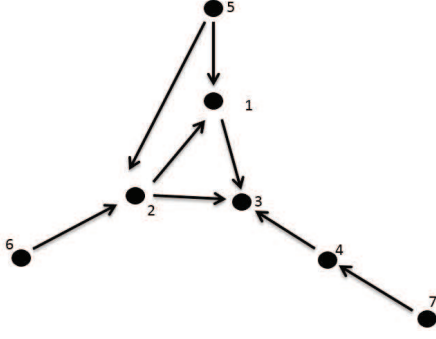


Fig. 1. Communication graph.

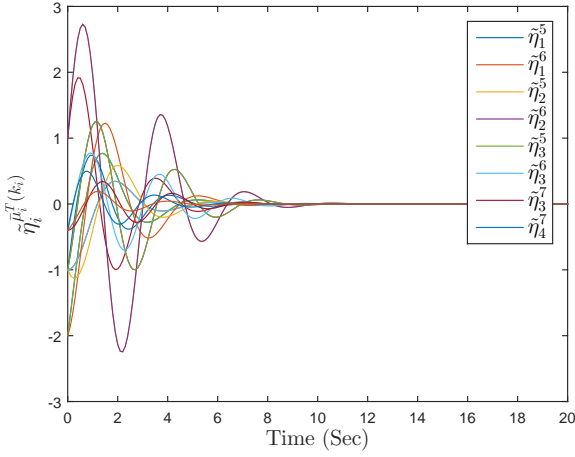


Fig. 2. Estimation errors of adaptive observer (51).

$$\begin{aligned}
 A_1 &= \begin{bmatrix} 1 & -1 \\ 1 & 0 \end{bmatrix}, B_1 = \begin{bmatrix} -2 & -1 \\ 1 & 2 \end{bmatrix}, (C_1)^T = \begin{bmatrix} 1 & 0 \\ 0 & 1 \end{bmatrix}, \\
 A_2 &= \begin{bmatrix} 2 & 0 \\ 2 & 2 \end{bmatrix}, B_2 = \begin{bmatrix} -1 & -2 \\ -2 & -1 \end{bmatrix}, (C_2)^T = \begin{bmatrix} 1 & 0 \\ 0 & 1 \end{bmatrix}, \\
 A_3 &= \begin{bmatrix} -1 & 0 & 0 \\ 0 & 3 & 0 \\ 0 & 3 & 2 \end{bmatrix}, B_3 = \begin{bmatrix} 4 & 1 & 1 \\ 1 & 4 & 1 \\ 1 & 1 & 4 \end{bmatrix}, (C_3)^T = \begin{bmatrix} 0 & 0 \\ 1 & 0 \\ 0 & 1 \end{bmatrix}, \\
 A_4 &= \begin{bmatrix} -1 & 0 & 0 \\ 0 & 2 & -1 \\ 0 & 3 & 7 \end{bmatrix}, B_4 = \begin{bmatrix} 1 & 0 & 0 \\ 0 & 1 & 0 \\ 0 & 0 & 1 \end{bmatrix}, (C_4)^T = \begin{bmatrix} 0 & 0 \\ 1 & 0 \\ 0 & 1 \end{bmatrix}
 \end{aligned} \tag{77}$$

Using Algorithms 1-3, one can obtain  $\bar{N}_i^L$ ,  $\bar{\mu}_i^T$ ,  $\bar{N}_i^A$ ,  $\mu_i$ ,  $\bar{A}_i^i$ ,  $\bar{D}_\ell^i$ ,  $\bar{L}_{1\ell}^i$ ,  $\bar{L}_{2\ell}^i$ ,  $\Upsilon_i$ , and  $\Phi_{P\ell}^i$ ,  $i = 1$  as

$$\begin{aligned}
 \bar{N}_1^L &= \{5, 6\}, \bar{\mu}_1^T = \{(1, 5), (2, 6)\}, \bar{N}_1^A = \{1, 2\}, \\
 \mu_1 &= \{(1, 1), (2, 2)\}, \bar{A}_\ell^1 = \begin{bmatrix} 0 & 1 \\ 0 & 0 \end{bmatrix}, \\
 \bar{D}_\ell^1 &= \begin{bmatrix} 2 & 0 \\ 0 & 2 \end{bmatrix}, \bar{L}_{1\ell}^1 = \begin{bmatrix} 2 & -1 \\ 0 & 2 \end{bmatrix}, \bar{L}_{2\ell}^1 = \begin{bmatrix} -1 & 0 \\ -1 & -1 \end{bmatrix}, \\
 \Upsilon_1 &= \begin{bmatrix} 1 \\ 0 \end{bmatrix}^T, \Phi_{P\ell}^1 = \begin{bmatrix} 0.75 & 0.25 \end{bmatrix}
 \end{aligned} \tag{78}$$

The results for  $i = 2, 3, 4$  are omitted due to the limited space. One can verify that  $\Phi_{P\ell}^1 1_2 = 1$ ,  $\Phi_{P\ell}^2 1_2 = 1$ ,  $\Phi_{P\ell}^3 1_3 = 1$ , and  $\Phi_{P\ell}^4 1_4 = 1$ .

Choosing  $\beta^\eta = 1$ ,  $\beta^S = 1$ , and  $\beta^D = 1$ , the adaptive distributed observers (51)-(53) are implemented where  $i = 1, 2, 3, 4$ . Fig. 2 shows that the estimation errors  $\tilde{\eta}_i^{\bar{\mu}_i^T(k_i)} = \eta_i^{\bar{\mu}_i^T(k_i)} - \omega_{\bar{\mu}_i^T(k_i)}$ ,  $\forall k_i = 1, \dots, \bar{l}_i$ , and  $i = 1, 2, 3, 4$  converge to zero, which implies that  $\tilde{\eta}_i = \eta_i - \Omega_i^R$  converge to zero  $\forall i = 1, 2, 3, 4$ .

Applying the proposed control law (62), Problem 3 with multi-agent systems (76)-(77) and the given communication graph in Fig. 1 is solved. Constructing the virtual exo-system (48), and solving the regulator equations (61), one has

$$\begin{aligned}
 \Pi_1^R &= \begin{bmatrix} 0.75I_2 & 0.25I_2 \end{bmatrix}, \Gamma_1^R = \begin{bmatrix} 0 & 1.25 & 0 & 0.583 \\ 0 & -1 & 0 & -0.416 \end{bmatrix}, \\
 \Pi_2^R &= \begin{bmatrix} 0.5I_2 & 0.5I_2 \end{bmatrix}, \Gamma_2^R = \begin{bmatrix} 0.16 & 0.5 & 0.16 & 0.33 \\ 0.16 & 0.5 & 0.16 & 0.83 \end{bmatrix}, \\
 \Pi_3^R &= \begin{bmatrix} 0 & 0 & 0 & 0 & 0 & 0 \\ 0.416 & 0 & 0.25 & 0 & 0.33 & 0 \\ 0 & 0.416 & 0 & 0.25 & 0 & 0.33 \end{bmatrix}, \\
 \Gamma_3^R &= \begin{bmatrix} 0.09 & 0.13 & 0.05 & 0.09 & 0.073 & 0.14 \\ -0.18 & -0.27 & -0.11 & -0.23 & -0.146 & -0.40 \\ -0.18 & -0.27 & -0.11 & -0.15 & -0.146 & -0.18 \end{bmatrix}, \\
 \Pi_4^R &= \begin{bmatrix} 0 & 0 \\ 1 & 0 \\ 0 & 1 \end{bmatrix}, \Gamma_4^R = \begin{bmatrix} 0 & 0 \\ -1 & -4 \\ -2 & -8 \end{bmatrix}.
 \end{aligned} \tag{79}$$

Using (75) and pole placement method yields

$$\begin{aligned}
 K_1^1 &= \begin{bmatrix} 4.33 & 1 \\ -2.66 & -3 \end{bmatrix}, K_1^2 = \begin{bmatrix} -3.25 & 0.5 & -1.08 & 0.33 \\ 2 & 1.25 & 0.66 & 0.33 \end{bmatrix}, \\
 K_2^1 &= \begin{bmatrix} -1 & 4.66 \\ 4 & -2.33 \end{bmatrix}, K_2^2 = \begin{bmatrix} 0.66 & -1.83 & 0.66 & -2 \\ -1.83 & 1.66 & -1.83 & 2 \end{bmatrix}, \\
 K_3^1 &= \begin{bmatrix} -1.11 & 0.61 & 0.38 \\ 0.22 & -2.05 & 0.38 \\ 0.22 & -0.38 & -1.94 \end{bmatrix}, \\
 K_3^2 &= \begin{bmatrix} -0.16 & -0.02 & -0.09 & 0.00 & -0.12 & 0.01 \\ 0.67 & -0.43 & 0.40 & -0.33 & 0.53 & -0.53 \\ -0.02 & 0.53 & -0.01 & 0.33 & -0.01 & 0.45 \end{bmatrix}, \\
 K_4^1 &= \begin{bmatrix} -4 & 0 & 0 \\ 0 & -7 & 1 \\ 0 & -3 & -12 \end{bmatrix}, K_4^2 = \begin{bmatrix} 0 & 0 \\ 6 & -5 \\ 1 & 4 \end{bmatrix}.
 \end{aligned} \tag{80}$$

Fig. 3 shows the time history of the containment error  $e_i$ ,  $i = 1, 2, 3, 4$ . Moreover, Fig. 4 shows that the outputs of the followers are converged to the envelopes which formed by the leaders' outputs and stay in them. These results show that the containment control of MAS is successfully achieved.

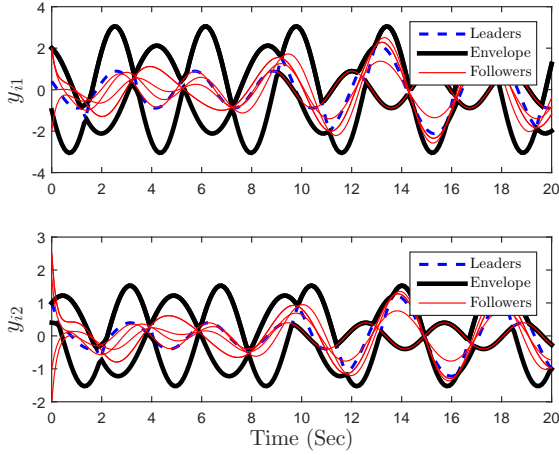


Fig. 3. The outputs of all agents.

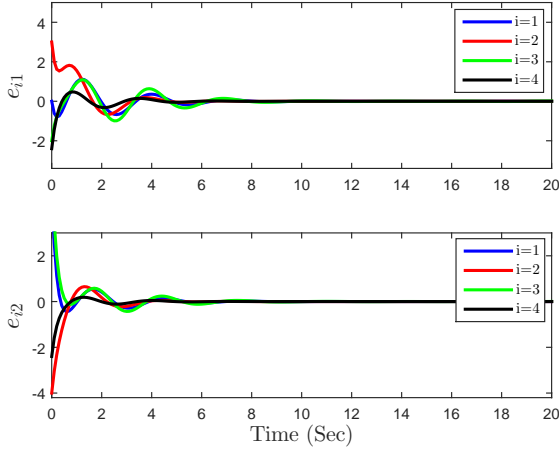


Fig. 4. Time history of containment errors (10).

## 8 Conclusion

The distributed containment control problem of heterogeneous multi-agent systems with heterogeneous linear dynamics leaders was studied in this paper. We first converted the output containment problem into multiple reference trajectories tracking problem, in which each follower aims to track its virtual exo-system output. To build this virtual exo-system by each follower, a novel distributed algorithm was developed to calculate the normalized level of influences (NLIs) of all leaders on each agent in a fully distributed fashion by introducing novel concepts of local adjacency matrix, local in-degree matrix, and local Laplacian matrix. Then, multiple reference trajectories tracking problem was converted into the cooperative output regulation problem. To solve this problem, an adaptive distributed observer was designed to estimate all the dynamics and states of all leaders that have influence on followers. Based on estimations of leaders' dynamics and states and the influence of leaders on each follower, the solutions of the so-called linear regulator equations were calculated in a distributed manner, and consequently a distributed control solution was designed to solve the output containment problem. Finally, the theoretical results were illustrated by numerical simulations. For future work, we intend to extend the approach of this paper to switching directed graphs with fully heterogeneous agents.

## References

- [1] J.R. Carpenter. Decentralized control of satellite formations. *Int. J. Robust Nonlinear Control*, 12(2/3), 141-161, 2002.
- [2] Y. Cao, W. Ren, and M. Egerstedt. Distributed containment control with multiple stationary or dynamic leaders in fixed and switching directed networks. *Automatica*, 48(8), 1586-1597, 2012.
- [3] H. Chu, L. Gao, and W. Zhang. Distributed adaptive containment control of heterogeneous linear multi-agent systems: an output regulation approach. *IET Control Theory and Applications*, 10(1), 95-102, 2016.
- [4] Y. Cong, Z. Feng, H. Song, and S. Wang, . Containment control of singular heterogeneous multi-agent systems. *Journal of the Franklin Institute*, 355(11), 4629-4643, 2018.
- [5] H. Cai, F.L. Lewis, G. Hu, and J. Huang. The adaptive distributed observer approach to the cooperative output regulation of linear multi-agent systems. *Automatica*, 75, 299-305, 2017.
- [6] D.V. Dimarogonas, P. Tsiotras, and K.J. Kyriakopoulos. Leaderfollower cooperative attitude control of multiple rigid bodies. *Syst. Control Lett.*, 58(6), 429435, 2009.
- [7] M.T. Goodrich, R. Tamassia, and M.H. Goldwasser. Data Structures and Algorithms in Java. *Wiley-6th Edition*, 2014.
- [8] H. Haghsheenas, M.A. Badamchizadeh, and M. Baradarannia. Containment control of heterogeneous linear multi-agent systems. *Automatica*, 54(4), 210-216, 2015.
- [9] H. Haghsheenas, M.A. Badamchizadeh, and M. Baradarannia. Adaptive containment control of nonlinear multi-agent systems with non-identical agents. *International Journal of Control*, 88(8), 1586-1593, 2015.
- [10] J. Huang. Certainty equivalence, separation principle, and cooperative output regulation of multiagent systems by the distributed observer approach. *In Control of Complex Systems*, 421-449, 2016.
- [11] J. Hu and Y. Hong. Leader-following coordination of multi-agent systems with coupling time delays. *Physica A. Statistical Mechanics and its Applications*, 374(2), 853-863, 2007.
- [12] A. Jadbabaie, J. Lin, A.S. Morse. Coordination of groups of mobile autonomous agents using nearest neighbor rules. *IEEE Trans. Automat. Control*, 48(6), 988-1001, 2003.
- [13] M. Ji, G. Ferrari-Trecate, M. Egerstedt, and A.Y. Buffa. Containment control in mobile networks. *IEEE Trans. Automat. Control*, 53(8), 1972-1975, 2008.
- [14] Z. Kan, J. Klotz, E.L.Jr. Pasiliao, and W.E. Dixon. Containment control for a social network with state-dependent connectivity. *Automatica*, 56, 86-92, 2015.
- [15] E.G. James . Theory, computations, and applications in statistics. *Matrix Algebra*, 41-143, 2007.
- [16] H. Liu, G. Xie, and L. Wang. Necessary and sufficient conditions for containment control of networked multi-agent systems. *Automatica*, 48, 1415-1422, 2012.
- [17] H. Liu, G. Xie, and L. Wang. Containment of linear multi-agent systems under general interaction topologies. *Systems Control Lett.*, 61, 528-534, 2012.
- [18] J. Li, W. Ren, and S. Xu. Distributed containment control with multiple dynamic leaders for double-integrator dynamics using only position measurements. *IEEE Trans. Autom. Control*, 57(6), 1553-1559, 2012.
- [19] Y. Lou and Y. Hong. Target containment control of multi-agent systems with random switching interconnection topologies. *Automatica*, 48(5), 879-885, 2012.
- [20] H. Liu, L. Cheng, M. Tan, Z.G. Hou. Containment control of continuous-time linear multi-agent systems with aperiodic sampling. *Automatica*, 57, 78-84, 2015.
- [21] Z. Li and H. Ji. Containment control of a class of heterogeneous nonlinear multi-agent systems. *International Journal of Control*, 90(9), 2020-2030, 2016.
- [22] F.L. Lewis, H. Zhang, K. Hengster-Movric, and A. Das. Algebraic graph theory and cooperative control consensus. *In Communications and Control Engineering*, 23-71, Springer London, 2014.

- [23] Z. Li, W. Ren, X. Liu, and M. Fu. Distributed containment control of multi-agent systems with general linear dynamics in the presence of multiple leaders. *Internat. J. Robust Nonlinear Control*, 23, 534-547, 2013.
- [24] J. Mei, W. Ren, and G. Ma. Distributed containment control for Lagrangian networks with parametric uncertainties under a directed graph. *Automatica*, 48(4), 653-659, 2012.
- [25] Z. Meng, W. Ren, and Z. You. Distributed finite-time attitude containment control for multiple rigid bodies. *Automatica*, 46, 2092-2099, 2010.
- [26] M. Mazouchi, M.B. Naghibi-Sistani, S.K. Hosseini Sani, F. Tatari, and H. Modares. Observer-based adaptive optimal output containment control problem of linear heterogeneous Multiagent systems with relative output measurements. *International Journal of Adaptive Control and Signal Processing*, 33(2), 262-284, 2018.
- [27] K.S. Miller. On the Inverse of the Sum of Matrices. *Mathematics Magazine*, 54(2), 67, 1981.
- [28] G. Notarstefano, M. Egerstedt, and M. Haque. Containment in leader-follower networks with switching communication topologies. *Automatica*, 47(5), 1035-1040, 2011.
- [29] R. Olfati-Saber, J.A. Fax and R.M. Murray. Consensus and Cooperation in Networked Multi-Agent Systems. *in Proceedings of the IEEE*, 95(1), 215-233, 2007.
- [30] W. Ren, R. Beard, and E. Atkins. Information consensus in multivehicle cooperative control. *IEEE Control Syst. Mag.*, 27(2), 71-82, 2007.
- [31] K.H. Rosen. Handbook of discrete and combinatorial mathematics (Discrete Mathematics and Its Applications). *CRC Press LLC*, New York, NY: CRC Press LLC, 2000.
- [32] RT. Rockafellar. Convex analysis. *New Jersey*, Princeton University Press, 1972.
- [33] G.D. Shi, Y.G. Hong, and K.H. Johansson. Set tracking of multi-agent systems with variable topologies guided by moving multiple leaders. *IEEE Trans Autom Control*, 57(3), 663-76, 2012.
- [34] P.N. Shivakumar and K.H. Chew. A sufficient condition for nonvanishing of determinants. *Proceedings of the American Mathematical Society*, 43(1), 63-66, 1974.
- [35] Y. Wang, L. Cheng, Z. Hou, M. Tan, and M. Wang. Containment control of multiagent systems in a noisy communication environment. *Automatica*, 50(7), 1922-1928, 2014.
- [36] Y.W. Wang, X.K. Liu, J.W. Xiao, and Y. Shen. Output formation-containment of interacted heterogeneous linear systems by distributed hybrid active control. *Automatica*, 93, 26-32, 2018.
- [37] X. Wang, Y. Hong, and H. Ji. Adaptive multi-agent containment control with multiple parametric uncertain leaders. *Automatica*, 50(9), 2366-2372, 2014.
- [38] Y.W. Wang, X.K. Liu, J.W. Xiao, and X. Lin. Output formation-containment of coupled heterogeneous linear systems under intermittent communication. *Journal of the Franklin Institute*, 354(1), 392-414, 2017.
- [39] S. Yoo. Distributed adaptive containment control of uncertain nonlinear multi-agent systems in strict-feedback form. *Automatica*, 49(7), 2145-2153, 2013.
- [40] Y.S. Zheng and L. Wang. Containment control of heterogeneous multi-agent systems. *Int. J. Control*, 87(1), 1-8, 2014.
- [41] S. Zuo, Y. Song, and F.L. Lewis. Output containment control of linear heterogeneous multi-agent systems using internal model principle. *IEEE Trans. Cybernetics*, (99), 1-11, 2017.
- [42] W. Zou and Z. Xiang. Event-triggered distributed containment control of heterogeneous linear multi-agent systems by an output regulation approach. *International Journal of Systems Science*, 48(10), 2041-2054, 2017.
- [43] S. Zuo, Y. Song, F.L. Lewis, and A. Davoudi. Adaptive output containment control of heterogeneous multi-agent systems with unknown leaders. *Automatica*, 92, 235-239, 2018.
- [44] H. Zhang and F.L. Lewis. Adaptive cooperative tracking control of higher-order nonlinear systems with unknown dynamics. *Automatica*, 48(7), 1432-1439, 2012.

## A Proof Of Theorem 1

The proof has three parts. Part (1). The subgraph  $\bar{\mathcal{G}}_i$  has a fixed topology and finite number of nodes since  $\mathcal{G}$  is the communication graph with a fixed topology and finite number of nodes. Without loss of generality, we now assume that  $P_{\bar{\rho}i}^{\bar{\mathcal{G}}_i}(h, v, \dots, p, j)$  is the only longest path from the  $\bar{\rho}$ -th node (initial node) to the  $i$ -th node (terminal node) with the length of  $l_i^{\bar{\mathcal{G}}_i^*}$ , where  $\bar{\rho} \in \bar{\mathcal{F}}^{\bar{\mathcal{G}}_i}$ . Now suppose that Algorithm 1 is in  $l_i^{\bar{\mathcal{G}}_i^*}$ -th iteration. Under Assumptions 1 and 2, one can see from (21) that all the information that the  $i$ -th follower should collect in  $l_i^{\bar{\mathcal{G}}_i^*}$ -th iteration to construct  $\bar{N}_i^{A(l_i^{\bar{\mathcal{G}}_i^*})}$  is  $\bar{N}_j^{A(l_i^{\bar{\mathcal{G}}_i^*}-1)}$ ,  $\forall j \in N_i \setminus N_i^L$  and  $\bar{N}_i^{A(0)}$ . Moreover, all the information that the  $j$ -th follower  $\forall j \in N_i \setminus N_i^L$  should collect in  $(l_i^{\bar{\mathcal{G}}_i^*}-1)$ -th iteration to construct  $\bar{N}_j^{A(l_i^{\bar{\mathcal{G}}_i^*}-1)}$  is  $\bar{N}_p^{A(l_i^{\bar{\mathcal{G}}_i^*}-2)}$ ,  $\forall p \in N_j^I \setminus N_j^L$  and  $\bar{N}_j^{A(0)}$ . By induction, all the information that the  $h$ -th follower  $\forall h \in N_v^I \setminus N_v^L$  should collect in 2-th iteration to construct  $\bar{N}_h^{A(2)}$  is  $\bar{N}_{\bar{\rho}}^{A(1)}$ ,  $\forall \bar{\rho} \in N_h^I \setminus N_j^L$  and  $\forall \bar{\rho} \in \bar{\mathcal{F}}^{\bar{\mathcal{G}}_i}$  and  $\bar{N}_h^{A(0)}$ . Using (21), all the information that the  $\bar{\rho}$ -th follower  $\forall \bar{\rho} \in \bar{\mathcal{F}}^{\bar{\mathcal{G}}_i} \cap N_h^I \setminus N_j^L$  should collect in 1-th iteration to construct  $\bar{N}_{\bar{\rho}}^{A(1)}$  is  $\bar{N}_{\bar{\rho}}^{A(0)} = N_{\bar{\rho}}^A$  since  $N_{\bar{\rho}}^I \setminus N_{\bar{\rho}}^L = \emptyset$ .

One can see from (17) that all the information that the  $i$ -th follower should collect to construct  $\bar{N}_i^A$  is  $N_i^A$ ,  $\forall i \in N_i^R$ . Since  $P_{\bar{\rho}i}^{\bar{\mathcal{G}}_i}(h, v, \dots, p, j)$  is the longest directed path in  $\bar{\mathcal{G}}_i$ , all the other paths from the  $\mathfrak{t}$ -th node  $\forall \mathfrak{t} \in N_i^R$  to the  $i$ -th node have shorter lengths than  $l_i^{\bar{\mathcal{G}}_i^*}$ . Therefore, the number of required iterations in Algorithm 1 for terminal node  $i$  to fetch all the required information from the  $\mathfrak{t}$ -th node  $\forall \mathfrak{t} \in N_i^R$  is less than or equal  $l_i^{\bar{\mathcal{G}}_i^*}$ . Moreover, one can see from Lemmas 3 and 4 that

$$l_i^{\bar{\mathcal{G}}_i^*} > l_{\mathfrak{t}}^{\bar{\mathcal{G}}_i^*}, \forall \mathfrak{t} \in N_i^R \quad (\text{A.1})$$

Therefore, the number of required iterations in Algorithm 1 for terminal node  $\mathfrak{t}$  to fetch all the required information from the  $\bar{\mathfrak{t}}$ -th node  $\forall \bar{\mathfrak{t}} \in N_{\mathfrak{t}}^R$  is smaller than  $l_{\mathfrak{t}}^{\bar{\mathcal{G}}_i^*}$ . Therefore, the maximum number of iterations for the information to flow on the directed paths of the communication graph  $\bar{\mathcal{G}}_i$  from all the influential followers nodes to the  $i$ -th follower is equal to the length of the longest directed path of the communication graph  $\bar{\mathcal{G}}_i$ , i.e.,  $l_i^{\bar{\mathcal{G}}_i^*}$ .

Parts (2) and (3). The conclusion follows from similar reasoning and development to one given in Part (1). This completes the proof.

## B Proof Of Theorem 2

The proof has three parts. Part (1). Let  $\tilde{S}^R = S^R - \bar{S}^R$  where  $S^R = \text{col}(S_1, \dots, S_n)$ ,  $\bar{S}^R = \text{col}(\bar{S}_1^R, \dots, \bar{S}_n^R)$  be the global virtual exo-systems dynamics estimation errors. Now, using (52), one can see that the dynamics of the global virtual exo-systems dynamics estimation errors, i.e.,  $\tilde{S}^R$ , is a stack column vector of  $\tilde{S}_i^{\bar{\mu}_i^T(k_i)}$ ,  $\forall k_i = 1, \dots, \bar{l}_i$ ,  $\forall i \in \mathcal{F}$ , given by

$$\begin{aligned} \tilde{S}_i^{\bar{\mu}_i^T(k_i)} &= \beta^S \left( \sum_{j \in N_i \setminus N_i^L} a_{ij} (S_j^{\bar{\mu}_i^T(k_i)} - S_i^{\bar{\mu}_i^T(k_i)}) + \right. \\ &\quad \left. a_{i\bar{\mu}_i^T(k_i)} (S_{\bar{\mu}_i^T(k_i)} - S_i^{\bar{\mu}_i^T(k_i)}) \right) \quad (\text{B.1}) \end{aligned}$$

Using Definition 11, let the global  $\lambda$ -th leader dynamics estimation error from the  $\lambda$ -th leader's reachability perspective, i.e.,  $\bar{\mathcal{G}}_{\lambda}^S$ , be

$$\tilde{S}^\lambda = S^\lambda - (1_{l_\lambda^S} \otimes S_\lambda) \quad (\text{B.2})$$

where  $S^\lambda = \text{col}(S_{\bar{\mu}_\lambda^S(1)}^\lambda, \dots, S_{\bar{\mu}_\lambda^S(l_\lambda^S)}^\lambda)$

Now, using (B.1) for  $\tilde{S}_i^{\bar{\mu}_i^T(k_i)}$  with  $\bar{\mu}_i^T(k_i) = \lambda$ , for  $i = \bar{\mu}_\lambda^S(1), \dots, \bar{\mu}_\lambda^S(l_\lambda^S)$ , and the fact that  $\lambda \in \bar{N}_j^L, \forall j \in \bar{N}_\lambda^S$ , the dynamics of the global  $\lambda$ -th leader dynamics estimation error from the  $\lambda$ -th leader's reachability perspective, can be written as

$$\dot{\tilde{S}}^\lambda = -\beta^S (H_\lambda^S \otimes I_q) \tilde{S}^\lambda \quad (\text{B.3})$$

where

$$H_\lambda^S := L_\lambda^S + \delta_\lambda^S \in \mathbb{R}^{l_\lambda^S \times l_\lambda^S} \quad (\text{B.4})$$

$\tilde{S}^\lambda = \text{col}(\tilde{S}_{\bar{\mu}_\lambda^S(1)}^\lambda, \dots, \tilde{S}_{\bar{\mu}_\lambda^S(l_\lambda^S)}^\lambda) \in \mathbb{R}^{l_\lambda^S \times q}$  and  $\delta_\lambda^S = \text{diag}(a_{\bar{\mu}_\lambda^S(1)\lambda}, \dots, a_{\bar{\mu}_\lambda^S(l_\lambda^S)\lambda})$ .

It follows from the definitions of  $\bar{N}_i^L$  and  $\bar{N}_\lambda^S$  in (19) and (57) that there exists at least a directed path from the leader  $\lambda$  to  $i$ -th follower  $\forall i \in \bar{N}_\lambda^S$  in the sub-graph  $\bar{\mathcal{G}}_\lambda^S$ , i.e., Assumption 1 is satisfied for the sub-graph  $\bar{\mathcal{G}}_\lambda^S$ . So, based on Lemma 4 of [11], all the eigenvalues of  $H_\lambda^S$  have positive real parts.

Now, the dynamics of the global virtual exo-system dynamics estimation errors reordered based on the leaders' labels, denoted by  $\tilde{S}$ , can be written as

$$\dot{\tilde{S}} = -\beta^S (H^S \otimes I_q) \tilde{S} \quad (\text{B.5})$$

where  $\tilde{S} = \text{col}(\tilde{S}^{n+1}, \dots, \tilde{S}^{n+m}) \in \mathbb{R}^{\sum_{\lambda=n+1}^{n+m} l_\lambda^S \times q}$  is the global virtual exo-system dynamics estimation errors reordered based on leaders' labels and  $H^S = \text{diag}(H_{n+1}^S, \dots, H_{n+m}^S) \in \mathbb{R}^{\sum_{\lambda=n+1}^{n+m} l_\lambda^S \times \sum_{\lambda=n+1}^{n+m} l_\lambda^S}$ .

Applying the vec-operator on the matrix  $\tilde{S}$ , one has

$$\text{vec}(\dot{\tilde{S}}) = -\beta^S (I_q \otimes H^S \otimes I_q) \text{vec}(\tilde{S}) \quad (\text{B.6})$$

Since all the eigenvalues of  $H_\lambda^S, \forall \lambda \in \mathcal{R}$  have positive real parts, for any positive constant  $\beta^S$ ,  $\lim_{t \rightarrow \infty} \text{vec}(\tilde{S}(t)) = 0$ , exponentially, and consequently  $\lim_{t \rightarrow \infty} \text{vec}(\tilde{S}^\lambda(t)) = 0, \forall \lambda \in \mathcal{R}$ , exponentially. Therefore,

$$\lim_{t \rightarrow \infty} \text{vec}(\tilde{S}_{\bar{\mu}_\lambda^S(k_\lambda)}^\lambda(t)) = 0, \forall \lambda \in \mathcal{R} \quad (\text{B.7})$$

and  $\forall k_\lambda = 1, \dots, l_\lambda^S$ , exponentially.

Now, let  $P^S \in \mathbb{R}^{n \times \sum_{\lambda=n+1}^{n+m} l_\lambda^S}$  be a permutation matrix, which permutes the sequence of rows in  $\tilde{S}$  such that

$$\tilde{S}^R = (P^S \otimes I_q) \tilde{S} \quad (\text{B.8})$$

where  $\tilde{S}^R = \text{col}(\tilde{S}_i, \dots, \tilde{S}_n) \in \mathbb{R}^{\sum_{\lambda=n+1}^{n+m} l_\lambda^S \times q}$  is the global virtual exo-systems dynamics estimation errors.

Now, the dynamics of the global virtual exo-system dynamics estimation errors, i.e.,  $\dot{\tilde{S}}^R$ , can be written as

$$\begin{aligned} \dot{\tilde{S}}^R &= -\beta^S (P^S \otimes I_q) (H^S \otimes I_q) ((P^S)^T \otimes I_q) \tilde{S}^R \\ &= -\beta^S (P^S H^S (P^S)^T \otimes I_q) \tilde{S}^R \end{aligned} \quad (\text{B.9})$$

Note that, a permutation matrix is always nonsingular, and  $P^S (P^S)^T = I_n$ . Therefore, recalling that under Assumption 1 all the eigenvalues of  $H_\lambda^S, \forall \lambda \in \mathcal{R}$  have positive real parts,  $-(P^S \otimes I_q) (H^S \otimes I_q) ((P^S)^T \otimes I_q)$  is Hurwitz.

Applying vec-operator on the matrix  $\dot{\tilde{S}}^R$ , one has

$$\text{vec}(\dot{\tilde{S}}^R) = -\beta^S (I_q \otimes P^S H^S (P^S)^T \otimes I_q) \text{vec}(\tilde{S}^R) \quad (\text{B.10})$$

which implies that  $\lim_{t \rightarrow \infty} \text{vec}(\tilde{S}_i^{\bar{\mu}_i^T(k_i)}(t)) = 0, \forall i \in \mathcal{F}$ , and  $\forall k_i = 1, \dots, \bar{l}_i$ , exponentially, and  $\lim_{t \rightarrow \infty} \text{vec}(\tilde{S}_i(t)) = 0, \forall i \in \mathcal{F}$ , which yields  $\lim_{t \rightarrow \infty} \tilde{S}_i(t) = 0, \forall i \in \mathcal{F}$ , exponentially.

Part (2). Similar to part (1), one can observe that  $\lim_{t \rightarrow \infty} \tilde{D}_i(t) = 0$  exponentially,  $\forall i \in \mathcal{F}$  for any positive constant  $\beta^D$ .

Part (3). Let  $\tilde{\eta} = \eta - \Omega$  where  $\eta = \text{col}(\eta_1, \dots, \eta_n)$ ,  $\Omega = \text{col}(\Omega_1^R, \dots, \Omega_n^R)$  be the global virtual exo-systems state estimation errors. Now, using (51), one can see that the dynamics of the global virtual exo-systems state estimation errors, i.e.,  $\dot{\tilde{\eta}}$ , is a stack column vector of  $\dot{\tilde{\eta}}_i^{\bar{\mu}_i^T(k_i)}, \forall k_i = 1, \dots, \bar{l}_i, \forall i \in \mathcal{F}$ , as

$$\begin{aligned} \dot{\tilde{\eta}}_i^{\bar{\mu}_i^T(k_i)} &= S_{\bar{\mu}_i^T(k_i)} \tilde{\eta}_i^{\bar{\mu}_i^T(k_i)} + \tilde{S}_i^{\bar{\mu}_i^T(k_i)} \tilde{\eta}_i^{\bar{\mu}_i^T(k_i)} + \tilde{S}_i^{\bar{\mu}_i^T(k_i)} \omega_{\bar{\mu}_i^T(k_i)} \\ &\quad + \beta^\eta \left( \sum_{j \in N_i \setminus N_i^L} a_{ij} (\tilde{\eta}_j^{\bar{\mu}_i^T(k_i)} - \tilde{\eta}_i^{\bar{\mu}_i^T(k_i)}) - a_{i\bar{\mu}_i^T(k_i)} \tilde{\eta}_i^{\bar{\mu}_i^T(k_i)} \right) \end{aligned} \quad (\text{B.11})$$

where

$$\tilde{\eta}_i^{\bar{\mu}_i^T(k_i)} = \eta_i^{\bar{\mu}_i^T(k_i)} - \omega_{\bar{\mu}_i^T(k_i)}, \forall k_i = 1, \dots, \bar{l}_i \quad (\text{B.12})$$

and

$$\tilde{\eta}_j^{\bar{\mu}_i^T(k_i)} = \begin{cases} \tilde{\eta}_i^{\bar{\mu}_i^T(k_i)} & \bar{\mu}_i^T(k_i) \notin \bar{N}_j^L \\ \eta_j^{\bar{\mu}_i^T(k_i)} - \omega_{\bar{\mu}_i^T(k_i)} & \bar{\mu}_i^T(k_i) \in \bar{N}_j^L \end{cases} \quad (\text{B.13})$$

Using Definition 11, let the global  $\lambda$ -th leader state estimation error from the  $\lambda$ -th leader's reachability perspective, i.e.,  $\tilde{\mathcal{G}}_\lambda^S$ , be

$$\tilde{\eta}^\lambda = \eta^\lambda - (1_{l_\lambda^S} \otimes \omega_\lambda) \quad (\text{B.14})$$

where  $\eta^\lambda = \text{col}(\eta_{\bar{\mu}_\lambda^S(1)}^\lambda, \dots, \eta_{\bar{\mu}_\lambda^S(l_\lambda^S)}^\lambda)$ . Based on (53),  $\dot{\tilde{\eta}}^\lambda$  can be written as

$$\dot{\tilde{\eta}}^\lambda = (I_{l_\lambda^S} \otimes S_\lambda - \beta^\eta (H_\lambda^S \otimes I_q)) \tilde{\eta}^\lambda + \tilde{S}^\lambda \tilde{\eta}^\lambda + \tilde{S}^\lambda (1_{l_\lambda^S} \otimes \omega_\lambda) \quad (\text{B.15})$$

where  $\tilde{\eta}^\lambda = \text{col}(\tilde{\eta}_{\bar{\mu}_\lambda^S(1)}^\lambda, \dots, \tilde{\eta}_{\bar{\mu}_\lambda^S(l_\lambda^S)}^\lambda) \in \mathbb{R}^{l_\lambda^S \times 1}$ ,  $\tilde{S}^\lambda = \text{diag}(\tilde{S}^\lambda)$ , and  $H_\lambda^S$  is given in (B.2). Note that  $\lambda \in \bar{N}_j^L, \forall j \in \bar{N}_\lambda^S$ , which implies  $\tilde{\eta}_j^\lambda = \eta_j^\lambda - \omega_\lambda$  based on (B.13).

According to Assumption 5, and recalling that all the eigenvalues of  $H_\lambda^S$  have positive real parts, one can see that for any positive constant  $\beta^\eta$ , and  $\beta^S$ , the matrix  $(I_{l_\lambda^S} \otimes S_\lambda - \beta^\eta (H_\lambda^S \otimes I_q))$  is Hurwitz. Moreover, based on the part (1),  $\tilde{S}^\lambda (1_{l_\lambda^S} \otimes \omega_\lambda) \rightarrow 0_{l_\lambda^S \times 1}$ , exponentially.

Now, the dynamics of the global virtual exo-system state estimation errors reordered based on the leaders' labels, denoted by  $\tilde{\eta}^R$ , can be written as

$$\dot{\tilde{\eta}}^R = \Theta \tilde{\eta}^R + \tilde{S} \tilde{\eta}^R + \tilde{S} \omega^R \quad (\text{B.16})$$

where  $\tilde{\eta}^R = \text{col}(\tilde{\eta}^{n+1}, \dots, \tilde{\eta}^{n+m}) \in \mathbb{R}^{\sum_{\lambda=n+1}^{n+m} l_{\lambda}^S q \times 1}$ ,  $\omega^R = \text{col}((1_{l_{n+1}^S} \otimes \omega_{n+1}), \dots, (1_{l_{n+m}^S} \otimes \omega_{n+m})) \in \mathbb{R}^{\sum_{\lambda=n+1}^{n+m} l_{\lambda}^S q \times 1}$ ,  $\Theta = \text{diag}(\Theta_{n+1}, \dots, \Theta_{n+m})$ ,  $\Theta_k = (I_{l_k^S} \otimes S_k - \beta^n (H_k^S \otimes I_q))$ ,  $\forall k \in \mathcal{R}$ , and  $\tilde{S} = \text{diag}(\tilde{S}^{n+1}, \dots, \tilde{S}^{n+m})$ . Moreover, based on the part (1),  $\tilde{\eta}^R$  exponentially converges to 0. Moreover, based on the part (1),  $\tilde{S} \omega^R \rightarrow 0_{\sum_{\lambda=n+1}^{n+m} l_{\lambda}^S q \times 1}$ , exponentially.

So, based on Lemma 4 of [5], for any positive constant  $\beta^n$  and  $\beta^S$ ,  $\forall i \in \mathcal{F}$ ,  $\lim_{t \rightarrow \infty} \tilde{\eta}^R(t) = 0$  exponentially, and consequently  $\lim_{t \rightarrow \infty} \tilde{\eta}^\lambda(t) = 0$ ,  $\forall \lambda \in \mathcal{R}$ , exponentially. Therefore,  $\lim_{t \rightarrow \infty} \tilde{\eta}_{\mu_\lambda^S(k_\lambda)}^\lambda(t) = 0$ ,  $\forall \lambda \in \mathcal{R}$ , and  $\forall k_\lambda = 1, \dots, l_\lambda^S$ , exponentially.

Now, let  $P^\eta \in \mathbb{R}^{\sum_{\lambda=n+1}^{n+m} l_\lambda^S \times \sum_{\lambda=n+1}^{n+m} l_\lambda^S}$  be a permutation matrix, which permutes the sequence of rows in  $\tilde{\eta}^R$  such that

$$\tilde{\eta} = (P^\eta \otimes I_q) \tilde{\eta}^R \quad (\text{B.17})$$

where  $\tilde{\eta} = \text{col}(\tilde{\eta}_1, \dots, \tilde{\eta}_n) \in \mathbb{R}^{\sum_{\lambda=n+1}^{n+m} l_\lambda^S q \times 1}$  is the global virtual exo-systems state estimation errors.

Now, the state of the global virtual exo-system dynamics estimation errors, i.e.,  $\tilde{\eta}$ , can be written as

$$\dot{\tilde{\eta}} = (P^\eta \otimes I_q) \Theta ((P^\eta)^T \otimes I_q) \tilde{\eta} + (P^\eta \otimes I_q) \tilde{S} \tilde{\eta} + (P^\eta \otimes I_q) \tilde{S} \omega^R \quad (\text{B.18})$$

where  $\omega^R = \text{col}((1_{l_{n+1}^S} \otimes \omega_{n+1}), \dots, (1_{l_{n+m}^S} \otimes \omega_{n+m})) \in \mathbb{R}^{\sum_{\lambda=n+1}^{n+m} l_\lambda^S q \times 1}$ ,  $\Theta = \text{diag}(\Theta_{n+1}, \dots, \Theta_{n+m})$ ,  $\Theta_k = (I_{l_k^S} \otimes S_k - \beta^n (H_k^S \otimes I_q))$ ,  $\forall k \in \mathcal{R}$ , and  $\tilde{S} = \text{diag}(\tilde{S}^{n+1}, \dots, \tilde{S}^{n+m})$ .

Note that, a permutation matrix is always nonsingular, and  $P^\eta (P^\eta)^T = I_{\sum_{\lambda=n+1}^{n+m} l_\lambda^S}$ . According to Assumption 5, and recalling that all the eigenvalues of  $H_\lambda^S$  have positive real parts, one can see that for any positive constant  $\beta^n$ , and  $\beta^S$ , the matrix  $(I_{l_\lambda^S} \otimes S_\lambda - \beta^n (H_\lambda^S \otimes I_q))$ ,  $\lambda \in \mathcal{R}$  is Hurwitz and consequently the matrix  $(P^\eta \otimes I_q) \Theta ((P^\eta)^T \otimes I_q)$  is Hurwitz. Moreover, based on the part (1),  $(P^\eta \otimes I_q) \tilde{S} \Omega_\eta \rightarrow 0_{n_q \times 1}$ , exponentially. So, based on Lemma 4 of [5], for any positive constant  $\beta^n$  and  $\beta^S$ ,  $\forall i \in \mathcal{F}$ ,  $\lim_{t \rightarrow \infty} \tilde{\eta}(t) = 0$  exponentially, and consequently  $\lim_{t \rightarrow \infty} \tilde{\eta}_i^{\mu_i^T(k_i)}(t) = 0$  and  $\lim_{t \rightarrow \infty} \tilde{\eta}_i(t) = 0$ ,  $\forall i \in \mathcal{F}$ , and  $\forall k_i = 1, \dots, \bar{l}_i$  exponentially. This completes the proof.  $\square$

## C Proof Of Lemma 7

Let  $\tilde{X}_C = X_C - \bar{X}_C \Omega$ , It follows from (70), (71), (74), and some manipulation that

$$\dot{\tilde{X}}_C = A_C \tilde{X}_C \quad (\text{C.1})$$

$$E = C_C \tilde{X}_C \quad (\text{C.2})$$

Since we assumed Property 1 is fulfilled, i.e.,  $A_C$  is Hurwitz, we have  $\lim_{t \rightarrow \infty} \tilde{X}_C = 0$ , which implies that  $\lim_{t \rightarrow \infty} E(t) = 0$ . This completes the proof.  $\square$

## D Proof Of Theorem 3

Under Assumption 1, based on (B.18), for any positive constant  $\beta^n$  and  $\beta^S$ ,  $(P^\eta \otimes I_q) \Theta ((P^\eta)^T \otimes I_q)$  is Hurwitz. Moreover, under Assumption 4, there exists a  $K_i^1$  such that  $A_i + B_i K_i^1$  is Hurwitz. Therefore, due to the block-triangular structure of  $A_C$ ,  $A_C$  is Hurwitz, and the observer states, i.e.,  $\eta_i$ , is independent of the follower states, i.e.,  $x_i$ ,  $\forall i \in \mathcal{F}$ , so based on the separation principle, they can be designed independent of each other. As conclusion, the multi-agent system (7)-(8), under the distributed control laws (62) along with distributed observers (51)-(53), satisfies Property 1 in Problem 3.

To complete the proof, it remains to verify Property 2 in Problem 3. Let  $K_i^2$  be given by (75). Then, under Assumption 6, we obtain

$$\Pi \bar{S}^R = (A + B K^1) \Pi + B K^2 \quad (\text{D.1})$$

where  $\Pi = \text{diag}(\Pi_i^R)$ . Set

$$\bar{X}_C \triangleq \begin{bmatrix} (C)^T (C(C)^T)^{-1} (\Phi^R \otimes I_Q) \bar{D}^R \\ I_{\sum_{i=1}^n \bar{l}_i} \otimes I_q \end{bmatrix} \quad (\text{D.2})$$

Using (72), (D.1) and (D.2), one has small

$$\begin{aligned} A_C \bar{X}_C + B_C &= \begin{bmatrix} B K^2 (I_{\sum_{i=1}^n \bar{l}_i} \otimes I_q) \\ \beta^n I_{\sum_{i=1}^n \bar{l}_i} \otimes I_q \end{bmatrix} + \\ &\begin{bmatrix} (A + B K^1) (C)^T (C(C)^T)^{-1} (\Phi^R \otimes I_Q) \bar{D}^R \\ (P^\eta \otimes I_q) \Theta ((P^\eta)^T \otimes I_q) (I_{\sum_{i=1}^n \bar{l}_i} \otimes I_q) \end{bmatrix} \\ &= \begin{bmatrix} (C)^T (C(C)^T)^{-1} (\Phi^R \otimes I_Q) \bar{D}^R \bar{S}^R \\ (I_{\sum_{i=1}^n \bar{l}_i} \otimes I_q) \bar{S}^R \end{bmatrix} = \bar{X}_C \bar{S}^R \end{aligned} \quad (\text{D.3})$$

Note that

$$(P^\eta \otimes I_q) \Theta ((P^\eta)^T \otimes I_q) = \bar{S}^R - \beta^n (P^\eta \text{diag}(H_{n+1}^S, \dots, H_{n+m}^S) (P^\eta)^T \otimes I_q) \quad (\text{D.4})$$

Furthermore, using (51), (52) and (B.3), one has

$$\begin{aligned} C_C \bar{X}_C + D_C &= C_C^T (C_C^T)^{-1} (\Phi^R \otimes I_Q) \bar{D}^R - (\Phi^R \otimes I_Q) \bar{D}^R \\ &= 0_{n_Q \times \sum_{i=1}^n \bar{l}_i q} \end{aligned} \quad (\text{D.5})$$

Therefore,  $\bar{X}_C$  satisfies the equations (74) and it follows from Lemma 7 that property 2 is also satisfied, i.e.,  $\lim_{t \rightarrow \infty} E(t) = 0$ , which completes the proof.  $\square$