

The Mathematical Syntax of Architectures*

Christoph F. Strnadl[†], IEEE *Senior Member*

May 18th, 2020

Abstract

Despite several (accepted) standards, core notions typically employed in information technology or system engineering architectures lack the precise and exact foundations encountered in logic, algebra, and other branches of mathematics.

In this contribution we define the syntactical aspects of the term *architecture* in a mathematically rigorous way. We motivate our particular choice by demonstrating (i) how commonly understood and expected properties of an architecture—as defined by various standards—can be suitably identified or derived within our formalization, (ii) how our concept is fully compatible with real life (business) architectures, and (iii) how our definition complements recent foundational work in this area [11, 36].

We furthermore develop a rigorous notion of architectural *similarity* based on the notion of *homomorphisms* allowing the class of architectures to be regarded as a category, **Arch**. We demonstrate the applicability of our concepts to theory by deriving theorems on the classification of certain types of architectures.

1 Introduction

Information technology architecture or systems architecture is a fundamental and widely deployed construct used when designing software- or technology-intensive systems. Several architectural standards and frameworks are known and widely accepted: ISO/IEC/IEEE [21], TOGAF [32], OMG UML [30] and SysML [31], ArchiMate [22, 33], and others.

Nevertheless, the formalization attempts of the core entities of all frameworks or standards—as of to-date—remain on an essentially non-mathematical and non-exact level using ordinary (i.e., every day and prose) language.¹

*The very first version of this paper has been called *The Logical Syntax of IT Architectures* with an intended allusion to Richard Carnap’s seminal work [7]. However, during our further studies we have abandoned the characterization of our approach as *logical* because the vast amount of existing research around *Architecture Description Languages* (ADLs) and their accompanying (typically first order) logics might be more appropriately called *logical syntax* of architectures. We now call our foundational work a *mathematical syntax* because it purely relies on mathematical concepts. We also dropped the “IT” classifier to highlight the universal applicability of our formalization (including, for instance, systems engineering).

[†]contact: Software AG, CTO Office, christoph.strnadl@softwareag.com; Twitter: [@archimate](https://twitter.com/archimate)

¹OMG’s OCL (object constraint language) [26] comes close to a rigorous language but is still limited to operating on the otherwise undefined core notions of UML.

Interestingly, this is in stark contrast to many other disciplines where similar endeavours of formalization were undertaken over 100 years ago, e.g., mathematics [35], philosophy [37], language [7, 9], architecture *proper* [25], or even poetry [18].

This situation has recently also been recognized by the International Standards Organisation (ISO) whose JTC1/SC7/WG42 working group on System Architecture began a review of the currently adopted (prose) definitions in 2018. However, no (new) standard has yet been issued.

In order to contribute to the resolution of this unsatisfactory *status quo*, this paper introduces a rigorous framework capturing the essence of the mathematical syntax of architectures. Note that we deliberately focus on the syntactical side of architecture omitting any discussion and treatment of the actual semantics of an architecture.

After a recapitulation of previous related work (section 2) we proceed in a highly deductive way and firstly present (in section 3) the theoretical underpinnings of our theory. The applicability of our theory is then considerably expanded in section 4 where we show that our approach is fully compatible with and able to serve as the very foundation of classical architecture standards. We also apply our formalism to current foundational work ([11, 36] and succeed in providing a rigorous mathematical formalization of concepts employed therein. The section is complemented by two (mathematical) theorems on architecture isomorphisms demonstrating that our purely syntactical theory has a merit of its own even without any reference to architectural semantics. A concise discussion in section 5 provides additional links to closely related topics and points to potential further (future) work using our approach.

2 Related Work

Considerable research has been expended in identifying proper ways of formalizing (software) architecture with a lot of effort going into the definition of suitable *Architecture Description Languages* (ADLs). In addition to providing a (typically first-order logic based) concrete and strict syntax for modelling architectures, they typically add further functionality pertaining to displaying, analyzing, or simulating architectural descriptions written in a specific ADL [15].

Even before that, Category Theory has been put forward by some as a rigorous but enormously flexible methodology for computing science [16]. This branch of mathematics has sometimes been used to supplement classical ADL-based approaches [14, 34].

However, Category Theory and architectural practice do not seem to match perfectly in many circumstances as the hurdle between concrete architectural work (e.g., conceiving, describing, and communication an architecture) and the intentionally highly abstract level of Category Theory remains large² Still, one very attractive concept here is the generalized notion of *morphisms* (including *isomorphisms*), that is structure preserving

²For instance, in order to formalize the—quite simple—idea that some components consist of other (sub-)components one needs (co-)limits right at the very heart of the theory.

maps, which we will re-use in an appropriately specialized form.

Within service-oriented architectures (SOA) [29] the vagueness of the term *service* (which is almost universally defined in prose only) has prompted some authors to introduce a more rigorous formalization of their SOAs. Asha *et al.* [2] define a (web) service as a relation over the set of observable (service) properties and functionalities (which they call “appearances”). However, this definition is not further utilized in their contribution.

Yanchuk *et al.* [38] define a (logical) *service instance* S in terms of its functionality f , its interface I and the set of “coordinated and interfacing” processes P_1, P_2, \dots, P_k actually implementing S : $S = \langle P_1, P_2, \dots, P_k, \Lambda \rangle$. A process $P_i = P_i(f, I)$ implements the functionality f of S and exposes it through interface I . Λ is the so-called “network communication function” between the individual processes. Recognizing SOA’s fundamental composition principle, where finer grained services may be aggregated³ into larger services, they define an *application* A as a directed graph with edges E over a set of *service instances*, $A = \langle V_A = \{S_1, S_2, \dots, S_k\}, E \subseteq V_A \times V_A \rangle$. This formalization is then used to derive and rigorously define several “application classes”, e.g. facade and satellite applications, transient applications, accumulating applications, and others.

A similar, but less refined set-theoretic approach is also found in [17]. There, an *enterprise architecture* \mathcal{E} is essentially defined as an otherwise unstructured 8-tuple $\mathcal{E} = \langle R, B, S, D, A, T, C, M \rangle$ comprising the set of requirements R , business processes P , business systems S , data elements D , applications A , technologies T , constraints, metadata, design rules C , and the set of architectural metrics M . Due to the complete lack of any further structure besides the characterization of architectural elements, this definition does not convey any syntactical information.

The requirement of being able to transform architectural models into one another has been evident since the very beginnings of architecture work and lies at the heart of OMG’s *model driven development* (MDD) and the succession of models contained in this approach. A formalization of this transformation, though, is not provided within MDD itself. Attempts to do so recognize that, in order to be able to formally (later then also automatically) transform one model into another, one has to specify the vocabulary of the two models, and the syntax they possess [24]. In this reference, the transformation of a source model into a target model is specified as a so-called “weaving model” capturing the “correspondence” between the different model elements. In our own contribution, we will rigidly formalize this notion.

From a decidedly logical point of view, the concept of a *signature* of a (formal) language L has been used to “define” the syntax of architectures [6, 10]. In pure model theory [12, 20], a *signature* $\sigma = \langle R, F, C \rangle$ defines the set of non-logical symbols of L , i.e., its vocabulary consisting of the set R of relation symbols, F of function symbols, and constants C . Translated to computer science, a *signature* specifies the *name space* of an architecture; the set of constants C is then equated with (or replaced by) the set of sorts S .

³This is often called “orchestration” in distinction to “choreography”. The latter term refers to the coordination (in time) of a set of distinct services without a governing entity (such as an enterprise service bus or business process engine).

However, without any additional structure or further information, a signature alone does not contain any *syntactical* information at all because σ does not restrict the way how *terms* of a given language L are formed. Or to put it otherwise: A (such understood) signature of an architecture does not prescribe any syntax at all. Hence, the claim of having defined the “syntax of an architecture” by solely specifying σ that is providing the names of the architecture elements and the relations they potentially have to each other fails. Recognizing this, de Boer *et al.* [10] introduce a partial order on the set of (primitive) sorts S and on the set of relation symbols R . Thereby they are able to capture certain “ontological” aspects of an architecture like generalization, aggregation, or containment.

Even though endowing architectures (e.g., diagrams or other representations) with precise meaning has always been a key concern of architecture research and practice alike [15], it is important to recall that this contribution focuses on the *syntactical* parts as opposed to the *semantic* aspects of an architecture. While this distinction between syntax and semantics is often recognized (e.g., [3, 6, 10, 11]), the focus very often lies on the semantic elements with only a rudimentary or narrow formalization of the underlying syntax. In this sense, our work is complementary to the semantic “thread” within the architecture domain.

3 Theory

3.1 Basic Definitions

Let us start directly with the definition of an *architecture*.

Definition 1 (architecture). An **architecture** is a complex⁴ \mathcal{A} , written $\langle A, \mathbf{R}, \mathbf{F} \rangle$, with

1. A , a (possibly empty⁵) set of **elements**⁶ of the architecture called the **universe** of \mathcal{A} ,
2. $\mathbf{R} = \{R_i = (a_1^{(i)}, a_2^{(i)}, \dots, a_k^{(i)}) \subseteq A^k\}$, a countable set of relations R_i , $i \in \mathbb{N}$ of arbitrary arity $k \in \mathbb{N}$ over the universe A , and
3. $\mathbf{F} = \{f_j \mid f_j : A_j^* \subseteq A^m \rightarrow A, j, m \in \mathbb{N}\}$, a countable ($j \in \mathbb{N}$) set of functions $f_j : A_j^* \rightarrow A$. In order to avoid partial functions, we associate to each function f_j its domain, $\text{dom}(f_j) = A_j^*$.

We write R^A or f^A when we want to highlight that relation R or function f belongs to architecture \mathcal{A} (and not to \mathcal{B}).

We also abbreviate $R(a_1, a_2, \dots, a_n)$ for $(a_1, a_2, \dots, a_n) \in R \in \mathbf{R}$.

We write $\alpha(R) = k$ or $\alpha(f) = k$ to denote the **arity** of a relation R or a function f over A^k ; that is $R = (a_1, a_2, \dots, a_{\alpha(R)}) \subseteq A^{\alpha(R)}$ or $f = f(a_1, a_2, \dots, a_{\alpha(f)})$.

⁴We do not call this complex “structure” to avoid a collision with the model-theoretic notion of an L -structure over a signature L .

⁵We also include an empty universe for completeness reasons (*cf.* the definition of \mathcal{T}_0 below). In general, however, we are not interested in pathological forms of architectures here.

⁶sometimes also called *artifacts*

While the universe A is fairly easy to motivate, one might question the requirement of \mathbf{R} being a *set* of relations R_i instead of a *multiset*. As relations are unnamed (i.e., just defined by their extension), this might prevent our formalization from being able to represent certain architectural structures. Consider an architecture \mathcal{A} with $A = \{a, b\}$ and the two “relations” $R_{calls}(a, b)$ and $R_{protects}(a, b)$. As dealing with multisets is cumbersome at times, we rather propose to introduce two additional elements n_1 and n_2 to the universe A and include these explicitly as additional argument in the two relations, like $R_{calls}(n_1, a, b)$ and $R_{protects}(n_2, a, b)$. If, for whatever reasons, we want to preserve the arity of R we can create “dummy” relations like $R_{calls}(n_1, n_1)$ and $R_{protects}(n_2, n_2)$ to distinguish them.⁷

The functions of set \mathbf{F} may serve several purposes:

1. Functions may be used to specify the **attributes** of an element of the architecture [10] (even though relations do suffice for this, using functions for this might be more *efficient* or *economical*⁸).
2. Functions may express architectural design **constraints** on (suitable subsets of) architectural artefacts [15] or **analysis rules** [1] like *connectedness*, *reachability*, *self-sufficiency*, *latency* etc.
3. Communications between components (e.g., processes) may be represented by suitable “**network communication functions**” [2, 38].
4. In general, functions may also be used to symbolically specify the **dynamics of an architecture**, e.g., (i) in the form of actions changing the state of the systems, or (ii) for encoding data transformations [10].

Because we want to focus on the bare minimum of mathematical syntax, we have deliberately not introduced any internal structure of the universe A like differentiating between nodes, software, applications, services, interfaces, requirements, stakeholders, concerns, names, properties, or any other (minuscule or major) element of the architecture.

Users of an architecture (including architects themselves) rarely look at the full architecture comprising all its elements, relations, and properties, but typically refer to and use so-called *views*. In general, a view may be (colloquially) defined as a part of an architecture (description) that addresses a set of related concerns and is addressed to a set of stakeholders.

To formulate this more exactly, we introduce two notions:

- **structured views** which are (even though of smaller size) *architectures* in their own right, and
- **unstructured views** or just **views** representing arbitrary slices through an architecture.

Definition 2 (sub-architecture, structured view). *Let $\mathcal{A} = \langle A, \mathbf{R}^A, \mathbf{F}^A \rangle$ and $\mathcal{B} = \langle B, \mathbf{R}^B, \mathbf{F}^B \rangle$ be two architectures.*

⁷In the following we assume that such a disambiguation of relations with the same extension has been suitably performed.

⁸in the sense of Mach’s *Forschungsökonomie*

Then \mathcal{A} is called a **sub-architecture** or **structured view** of \mathcal{B} , notation $\mathcal{A} \subset \mathcal{B}$, iff

$$A \subset B \quad (1)$$

$$\mathbf{R}^A \subseteq \{R^A \mid R^A = R^B \cap A^{\alpha(R)} \quad \forall R^B \in \mathbf{R}^B\}, \quad (2)$$

$$\mathbf{F}^A \subseteq \{f^A \mid f^A = f^B|_A \quad \forall f^B \in \mathbf{F}^B\}. \quad (3)$$

If $\mathcal{A} \subset \mathcal{B}$ we also say that \mathcal{B} is a **super-architecture** of \mathcal{A} and write $\mathcal{B} \supset \mathcal{A}$.

The notation $f^A = f|_A$ means that f^A is identical to f restricted to the domain A . Provisions (2) and (3) in the above definition serve to restrict the relations and functions to the subdomain $A \subset B$.

Dropping the requirements that a view of an architecture needs to be a (sub-) architecture of its own, we define an (unstructured) view as follows:

Definition 3 ((unstructured) view). *Let $\mathcal{A} = \langle A, \mathbf{R}, \mathbf{F} \rangle$ be an architecture. Then the complex $V = \langle A_V, \mathbf{R}_V, \mathbf{F}_V \rangle$ is called an **(unstructured) view** of the architecture \mathcal{A} iff*

$$A_V \subseteq A, \quad (4)$$

$$\mathbf{R}_V \subseteq \mathbf{R}, \quad (5)$$

$$\mathbf{F}_V \subseteq \mathbf{F}. \quad (6)$$

This definition deliberately accepts the possibility that one may construct a view V comprising a set $A_V \subset A$ and a relation $R_V \in \mathbf{R}_V$ which are incompatible, i.e., that $\neg R_V(a_1, a_2) \quad \forall a_1, a_2 \in A_V$. One encounters this in situations where just *naming* relation R_V in a view is already conveying important information to one of the stakeholders.

Methodologically, a view is⁹ specified by means of a viewpoint, which prescribes the concepts, models, analysis techniques, and visualizations that are provided by the view. Simply put, a view is what you see and a viewpoint is where you are looking from [33]. This is used in the following definition:

Definition 4 (viewpoint). *Let $\mathcal{A} = \langle A, \mathbf{R}, \mathbf{F} \rangle$ be an architecture and*

$$V^A = \{V \mid V \text{ is a (structured or unstructured) view of } \mathcal{A}\} \quad (7)$$

be the set of all views of \mathcal{A} . Then an injective map

$$\begin{aligned} W_I : I &\rightarrow V^A \\ i &\mapsto V_i^A \in V^A \end{aligned}$$

*is called a **viewpoint**.*

In our definition, a viewpoint may comprise many arbitrary views (selected by the index set I) of both kinds, *structured* or *unstructured* ones. This corresponds to cases where one wants to use several different architectural models for describing some aspects of a system. For *economic* reasons we rather want to have $i \neq j \Rightarrow V_i^A \neq V_j^A$, hence W_I has to be injective.

⁹or rather: should be

3.2 n-tier Architectures

Let us now link the abstract concepts and definitions more closely to architectural practice. We first observe that the majority of architectural diagrams consists of a collection of "boxes" or other closed shapes (typically representing components or other architectural artefacts) with suitable "connectors", i.e., lines drawn in the space between the boxes connecting two boxes (representing the association between the two entities) [5]. These "boxes & connectors" architectures can be formally defined as follows.

Definition 5 (boxes & connectors (B&C) architecture). *An architecture $\mathcal{A} = \langle A, \mathbf{R} \subseteq \mathcal{P}(A^2), \emptyset \rangle$ is called a **boxes & connectors (B&C) architecture**.*

We shall often write $\mathcal{A} = \langle A, \mathbf{R} \rangle$ for a B&C architecture in the following.

In passing, we note that not all n -ary relations may be represented by binary relations without loss. The expressiveness of B&C architectures, thus, is limited.

Tiered¹⁰ architectures paradigmatically capture the fundamental (not only software) engineering design principle of *separation of concerns*. A tier thereby hides the implementation or execution complexity of one adjacent tier while providing services to the other adjacent tier. This not only enormously aids architects and developers alike, but may also be used for other tasks, e.g., optimization [8].

In full abstraction, n -tier architectures can then be rigorously defined as follows.

Definition 6 (n -tier architecture). *Let $\mathcal{A} = \langle A, \mathbf{R}, \mathbf{F} \rangle$ be an architecture. Let $C = \{C_1, C_2, \dots, C_n\} \subset \mathcal{P}(A)$ be a partition of A into n disjoint sets. Let $k = \alpha(\mathbf{R})$ denote the arity of relation $R \in \mathbf{R}$.*

*Then \mathcal{A} is an **n-tier architecture** iff $\forall R \in \mathbf{R}$ and $\forall a_1, \dots, a_k \in A$*

$$R(a_1, \dots, a_j, \dots, a_k) \Rightarrow \exists l, 1 \leq l < n : a_j \in C_l \vee a_j \in C_{l+1} \quad \forall j = 1, \dots, n.$$

*In this case, the classes C_i are called the **tiers** of the architecture. An element $a \in C_i$ is said to **belong** to tier i . Tiers i, j with $|i - j| = 1, i \neq j$ are called **adjacent**.*

Informally, in an n -tier architecture any element a in tier i (i.e., $a \in C_i$), has only relations with either another element in the same tier or in an adjacent tier $i - 1$ or $i + 1$. Furthermore, relations never span more than two tiers; they always contain either elements of a single tier only or just of two adjacent tiers. We note that both peer-to-peer (P2P) and client/server (C/S) architectures are 2-tier architectures in our sense. This is expected in and consistent with a purely syntactical approach that (by design) cannot distinguish between the "roles" of the two entities in a 2-tier setting. Only semantics (e.g., of the relations connecting the two tiers) is able to provide this discrimination.

We note in passing that every n -tier architecture may be turned into an $(n - 1)$ -tier architecture by simply merging two adjacent tiers C_i and

¹⁰Trivially, the same concept can be used to denote and define *layered* architectures as our definition is ignorant of the actual graphical or pictorial representation (or "architectural diagram") used to represent it to our visual sense.

C_{i+1} into a new tier C_i^* . While this might be regarded as annoying from a methodological (or foundational) point of view, it actually is encountered frequently in (real, corporate) architectural work where architecture (diagrams) is (are) often simplified in this way. One option to partially remedy this situation is to define a *maximal n -tier architecture*, which is an n -tier architecture that cannot be arranged into an $(n + 1)$ -tier architecture.

We will now introduce some special architectures needed later. The empty architecture \mathcal{T}_0 is introduced for the sake of completeness and closure and may become important in the later development of this line of thinking. The symbol \mathcal{T} will be motivated later.

Definition 7 (empty architecture). *The architecture*

$$\mathcal{T}_0 = \langle \emptyset, \emptyset, \emptyset \rangle$$

is called the **empty architecture**.

We call the next more complex architecture the *trivial architecture* \mathcal{T}_1 . Admittedly, it does not bring too much structure with it, but exhibits a slight metamathematical twist, though:

Definition 8 (trivial architecture). *Let $\text{id}_A : A \rightarrow A, a \mapsto \text{id}_A(a) = a$, be the identity function on A . Then the architecture*

$$\mathcal{T}_1 = \langle A = \{a\}, \{ \{(a, a)\} \}, \{\text{id}_A\} \rangle$$

is called the **trivial architecture**.

As the universe A of \mathcal{T}_1 only contains a single element, no attributes or properties of the architecture are indicated at all. Consequently, we also do not get to know any structural properties of this architecture other than identity ($a = a$) and idempotence (id_A). Note in passing that $\mathcal{T}_0 \subset \mathcal{T}_1$.

We have introduced the generic n -tier architectures above. As we shall later see, they are closely related to an elementary form \mathcal{T}_n , defined as follows.

Definition 9 (elementary n -tier architecture). *Let $T_n = \{1, 2, \dots, n\}$ ¹¹ and define the symmetric binary relation T^L ("linked to") over $T_n \times T_n$, i.e., $T^L(i, j) \forall i, j \in T_n$ as follows:*

$$\begin{aligned} |i - j| \leq 1 &\Rightarrow T^L(i, j), \\ |i - j| > 1 &\Rightarrow \neg T^L(i, j). \end{aligned}$$

Then the *B \mathcal{E} C* architecture

$$\mathcal{T}_n = \langle T_n, \{ T^L \} \rangle$$

is called the **elementary n -tier architecture**.

Obviously, when we want to construct an elementary n -tier architecture we cannot go below or beyond n elements in the universe A of the architecture. And relation T^L on the set of the first n integers is a very primitive relation on $T_n \times T_n$.¹²

¹¹We admit a slight, albeit irrelevant, notational imprecision at this point: In definition 8 we have denoted the single element of the universe a , while here we simply equate the n elements with the first n integers. As we later shall see (in definition 10) these conventions are isomorphic and, hence, irrelevant when it comes to discussing the structural properties of our architectures. They do, though, simplify our proofs.

¹²It is so primitive that it can almost immediately be read off the Peano axioms.

3.3 Architecture Homomorphisms

Having defined the syntax of architectures we now turn to formalizing concepts for comparing different architectures in order to determine whether they are *similar* or even *equal* to each other. This task is typically accomplished by defining suitable structure-preserving maps from one architecture to another, so-called (*homo-*)*morphisms*.

Definition 10 (homomorphism, isomorphism). *Let $\mathcal{A} = \langle A, \mathbf{R}^A, \mathbf{F}^A \rangle$ and $\mathcal{B} = \langle B, \mathbf{R}^B, \mathbf{F}^B \rangle$ be architectures. Then a (generalized) map $h : \mathcal{A} \mapsto \mathcal{B}$, consisting of three individual maps, $h = \langle h_0, h_R, h_F \rangle$, is called a **homomorphism** between \mathcal{A} and \mathcal{B} , and \mathcal{A} is said to be homomorphic to \mathcal{B} iff*

$$\begin{aligned} h_0 : A &\rightarrow B, \\ a &\mapsto h_0(a) \in B. \end{aligned}$$

$$\begin{aligned} h_R : \mathbf{R}^A &\rightarrow \mathbf{R}^B, \\ R^A &\mapsto h_R(R^A) \text{ with } \alpha(R^A) = \alpha(R^B). \end{aligned}$$

$$\begin{aligned} h_F : \mathbf{F}^A &\rightarrow \mathbf{F}^B, \\ F^A &\mapsto h_F(F^A) \text{ with } \alpha(F^A) = \alpha(F^B). \end{aligned}$$

(with $\alpha(\cdot)$ denoting the arity of a relation R or function f . See definition 1) and

$$R^A(a_1, a_2, \dots, a_m) \Rightarrow h_R(R^A)(h_0(a_1), h_0(a_2), \dots, h_0(a_m)), \quad (8)$$

$$h_0(f^A(a_1, a_2, \dots, a_k)) = h_F(f^A)(h_0(a_1), h_0(a_2), \dots, h_0(a_k)). \quad (9)$$

h is called **injective**, (**surjective**, **bijective**) if all three maps h_0 , h_R , and h_F are injective (surjective, bijective) on their respective (co-)domains.

In case h is bijective and (8) is valid in both directions, i.e.,

$$R^A(a_1, a_2, \dots, a_m) \Leftrightarrow h_R(R^A)(h_0(a_1), h_0(a_2), \dots, h_0(a_m)) \quad (10)$$

h is called an **isomorphism** between \mathcal{A} and \mathcal{B} .

Condition 10 is required to render our definition of architecture isomorphism equivalent to the (generalized) notion well known from category theory [4, 23]. There a morphism $f : A \rightarrow B$ is an isomorphism iff there exists a morphism $g : B \rightarrow A$ such that $f \circ g = \text{id}_B$ and $g \circ f = \text{id}_A$.

The following corollary finds that a set of architectures endowed with homomorphisms as per def. 10 constitute a *category* (which we shall call **Arch**) [23].

Corollary 1. *Let $\mathbb{A} = \{\mathcal{A}_1, \mathcal{A}_2, \dots\}$ be a set of architectures and $\mathbb{H}_A = \text{Hom}_A$ be the set of homomorphisms over \mathbb{A} .*

*Then the pair $\langle \mathbb{A}, \mathbb{H}_A \rangle$ forms a **category** (which we shall call **Arch**).*

Proof. We need to show that the “arrows” $f \in \mathbb{H}_A$, that is, the architecture homomorphisms as defined above, allow (i) an associative composition ($f \circ g$) and (ii) have an identity element $\text{id}^{\mathcal{A}}$ for all $\mathcal{A} \in \mathbb{A}$. Let’s define $h = g \circ f$ as follows:

$$\begin{aligned} h_0 &= g_0 \circ f_0, \\ h_R &= g_R \circ f_R, \\ h_F &= g_F \circ f_H. \end{aligned}$$

It is clear, that this definition automatically fulfils associativity but we still need to show that our h fulfils the additional constraints (8) and (9). For the relational part h_R of h we find for any $R \in \mathcal{A}^{13}$

$$\begin{aligned} R^A(a_1, \dots) &\Rightarrow f_R(R^A)(f_0(a_1), \dots) \\ &\Rightarrow g_R(f_R(R^A))(g_0(f_0(a_1)), \dots) \\ &= (g_R \circ f_R)(R^A)((g_0 \circ f_0)(a_1, \dots)) \\ &= h_R(R^A)(h_0(a_1), \dots). \end{aligned}$$

For the functional part h_F of h we find for any $\phi^A \in \mathcal{A}$:

$$\begin{aligned} h_F(\phi^A(a_1, \dots)) &= (g_0 \circ f_0)(\phi^A(a_1), \dots) \\ &= g_0(f_0(\phi^A(a_1), \dots)) \\ &= g_0(f_F(\phi^A)(f_0(a_1), \dots)) \\ &= g_F(f_F(\phi^A))(g_0(f_0(a_1)), \dots) \\ &= (g_F \circ f_F)(\phi^A)((g_0 \circ f_0)(a_1), \dots) \\ &= h_F(\phi^A)(h_0(a_1), \dots). \end{aligned}$$

The identity arrow $\text{id}^{\mathcal{A}} : \mathcal{A} \rightarrow \mathcal{A}$ for every object $\mathcal{A} \in \mathbb{A}$ may be easily defined as

$$\text{id}^{\mathcal{A}} = \langle \text{id}_A, \text{id}_{\mathbf{R}^A}, \text{id}_{\mathbf{F}^A} \rangle,$$

that is the identity map on the respective three domains A , \mathbf{R}^A , and \mathbf{F}^A . This automatically ensures the required identity law, that $\forall f : \mathcal{A} \rightarrow \mathcal{B}$ we have $f \circ \text{id}_{\mathcal{A}} = f = \text{id}_{\mathcal{B}} \circ f$, which concludes the proof that the pair $\langle \mathbb{A}, \mathbb{H}_A \rangle$ indeed forms a category, **Arch**. \square

4 Application

4.1 Classical architectural standards and practice

In this section we present evidence why we believe that the definitions given above make sense. We do this by “mapping” concepts of various architectural metamodels to our architecture definition.

Let us first turn to the ISO/IEC/IEEE Standard 42010:2011 [21]. Then we can easily identify the elements of the ISO metamodel depicted in 1 which are explicitly formalized by this work. This correspondence is depicted in table 1.

Figure 2 shows the metamodel of the **ArchiMate** [33] framework. The classes **ELEMENT** and **RELATIONSHIP** directly map to our own constructs of def. 1. The class **RELATIONSHIP CONNECTOR** contains two special elements, **AND JUNCTION** and **OR JUNCTION**, which are used to join two or more relations of the same type with the respective semantics of ‘ \wedge ’ and ‘ \vee ’. The case that **AND** joins two relations, e.g. $R(a, b)$ and $R(a, c)$, is easily realized in our formalism as a (new) relation $R(a, b, c)$. In the case of an **OR**-join, we simply introduce a special element ω in our universe and can realize the same structure by $R(a, \omega)$, $R(\omega, b)$, and $R(\omega, c)$.

¹³shorthand for $R \in \mathbf{R}^A$ with $\mathcal{A} = \langle A, \mathbf{R}^A, \mathbf{F}^A \rangle$.

CONSTRUCT	RECOGNITION IN THIS THEORY
Architecture	The theory is capable of expressing architectures for the most complex systems thinkable because the theoretical constructs available basically make up most of our mathematical and logical system.
Architecture Description	Our complex $\mathcal{A} = \langle A, \mathbf{R}, \mathbf{F} \rangle$ essentially conforms to an "architecture description". Evidently, it can contain an arbitrary number of elements, relations, and functions with essentially unrestricted semantics.
Stakeholder	Stakeholders may be identified by a suitable subset $S \subset A$. Relations over S and supersets $B \supset S$ or functions including elements from S may then be used to reason about or include stakeholders in the architecture.
Concern	Concerns may be identified by a suitable subset $C \subset A$. Relations over C , S and supersets $B' \supset S \cup C$ or functions including elements from B' may then be used to reason about or include concerns and their stakeholders in the architecture.
Architecture Viewpoint	Viewpoints \mathcal{V} are an intrinsic element of the theory.
Architecture View	Views V^A are an intrinsic element of the theory.
Model Kind	A "model kind" specifies conventions for a certain type of (architectural) modelling. This may be reflected easily in our theory by identifying suitable subsets $K_i \subset (\mathbf{R} \cup \mathbf{F})$ selecting the types of functions and relations to be used in a specific "model kind".
Architecture Model	An architecture view consists of multiple models, each following one model kind. Therefore, we can identify an "architecture model" \mathcal{M} by a suitable subset $M \subset A$ and a particular model kind K_i .

Table 1: Comparison of ISO/IEC/IEEE 42010 and the current theory

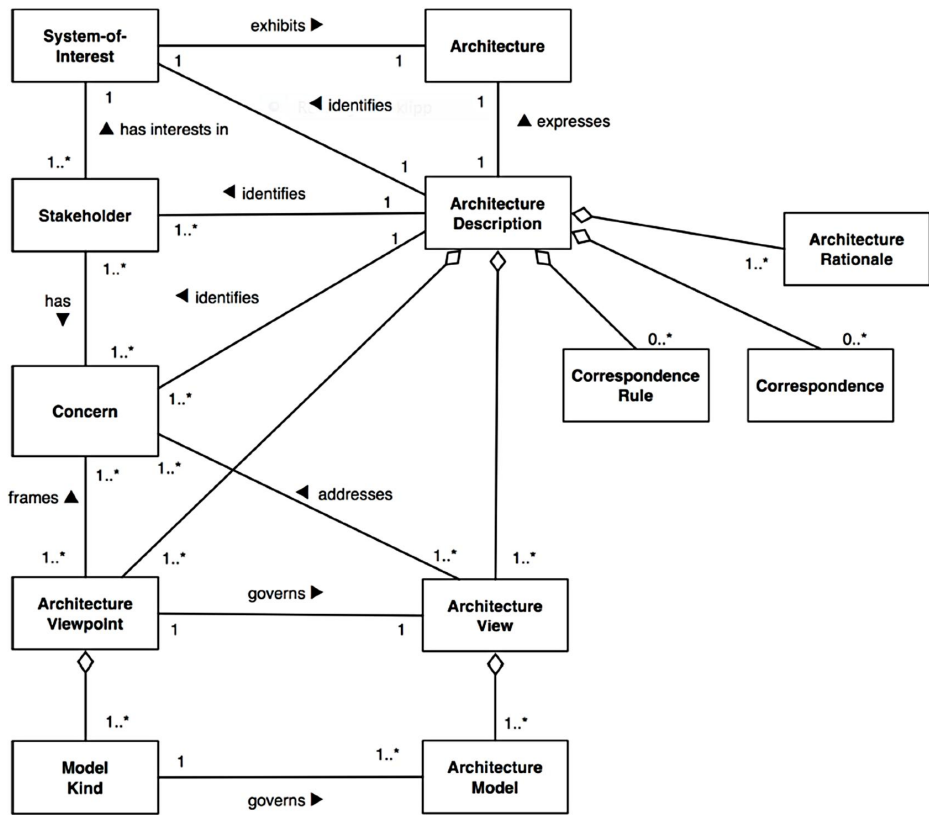


Figure 1: ISO/IEC/IEEE 42010: Architecture metamodel [21]

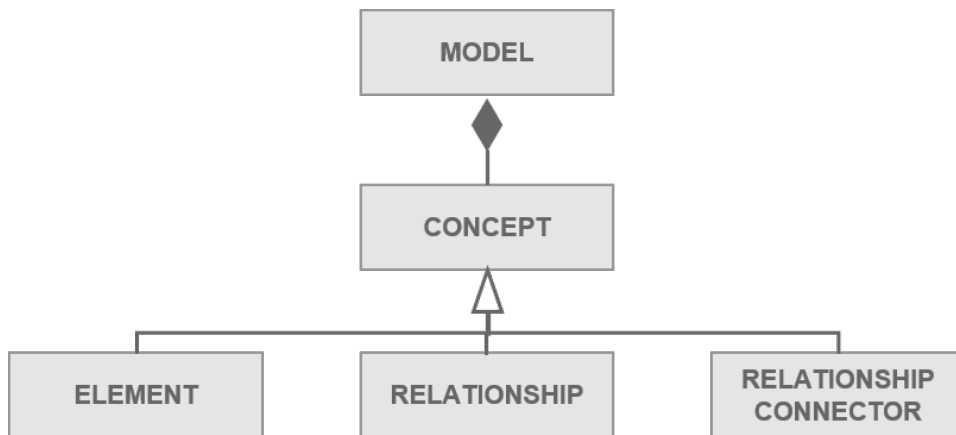


Figure 2: Archimate meta-model [33] (own representation)

Finally, figure 3 shows a typical **boxes & connectors architecture** prevalent in today’s architectural representations and diagrams [19]. This particular architecture recognizes a single (binary and symmetric) relation $R(\cdot, \cdot) \subset A^2$ over the universe A of capabilities with the semantic of data exchange or data flow between the capabilities.

The architecture (diagram) furthermore differentiates between several vertical *layers*¹⁴ like Mediation & Publishing or Analytics. There are also two horizontal sections shown in the diagram, Software as a service and On premise / edge.

All these constructs may be easily implemented in our rigorous architecture model by specifying certain subsets $L_i \subset A$ (conforming to the various layers and tiers) and defining suitable *indicator functions* $f_{L_i} : A \rightarrow \mathbb{B} = \{0, 1\}$, as follows:

$$f_{L_i}(a) = \begin{cases} 0 & \text{if } a \in L_i, \\ 1 & \text{if } a \notin L_i. \end{cases}$$

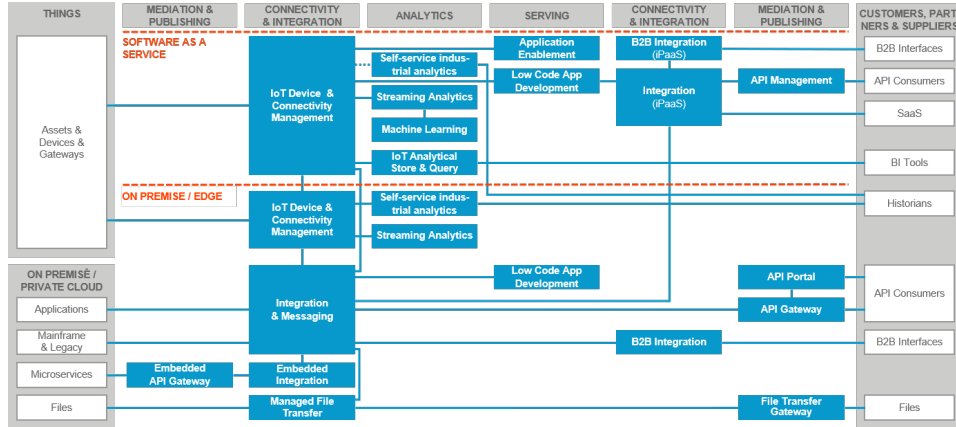


Figure 3: Software AG Reference Architecture (Capability View) [19]

4.2 Recent foundational work

Recently we have seen renewed interest in and attempts at putting concepts, definitions, and terminology in general systems theory (including information technology and engineering) — such as *architecture*, *structure*, or even the term *system* itself — on a firmer grounding (cf. [11, 13, 36]). Here we concentrate on one approach ([11, 36]) and demonstrate how our syntactical apparatus is fully capable of formalizing the prose definitions provided in these references.

In this approach, *architecture* is defined as a primary concept and not just one (important) property of the system under study. This definition is, *inter alia*, based on the observation that any architecture invariably includes a description of the relationships of the objects of a system, and that these relationships are further grounded in certain properties that some sets of objects may possess collectively or individually. This is called the *structure* (of a system) and defined as follows:

¹⁴but not in the strict sense of an n -tier architecture according to def. 6.

Definition 11. *Structure* is junction and separation of the objects of a collection defined by a property of the collection or its objects.

On a meta-level, the fact that a system S possesses a certain structure may then be regarded as a (higher level) property of the system. At this (higher) level we can extend our thinking along the lines that also other systems, say S' or S'' , may possess this property. Such a generalization of a property is called a *type*¹⁵. This then leads to the definition of *architecture* in terms of the property “having some defined structure”:

Definition 12. An **architecture** is a structural type in conjunction with consistent properties that can be implemented in a structure of that type.

The first example given in [36] is a “system” of two inhomogeneous linear equations in 2 variables, x_1 and x_2 , the architecture of which is given as the following matrix equation

$$\mathbf{A}\mathbf{x} = \mathbf{b} \quad (11)$$

with

$$\mathbf{A} = \begin{bmatrix} a_{11} & a_{12} \\ a_{21} & a_{22} \end{bmatrix}, \quad \mathbf{x} = \begin{pmatrix} x_1 \\ x_2 \end{pmatrix}, \quad \mathbf{b} = \begin{pmatrix} b_1 \\ b_2 \end{pmatrix}. \quad (12)$$

Here the *structural type* consists of (i) a separation of all symbols present in eqn. 12 into three groups, \mathbf{A} , \mathbf{b} , and \mathbf{x} , and (ii) two “junctions”¹⁶, the juxtaposition of \mathbf{A} and \mathbf{x} and the linking of \mathbf{x} and \mathbf{b} through the equality sign ‘=’.

This can be easily formalized in our mathematical syntax in the following architecture \mathcal{C} :

$$\mathcal{C} = \langle C = \{\mathbf{A}, \mathbf{x}, \mathbf{b}\}, \{R_{\bullet}, R_{=}\}, \emptyset \rangle. \quad (13)$$

with relations R_{\bullet} and $R_{=}$ defined as follows:

$$R_{\bullet} = \{(\mathbf{A}, \mathbf{x})\}, \quad R_{=} = \{(\mathbf{x}, \mathbf{b})\}. \quad (14)$$

The *consistent properties* of an architecture (cf. definition 12) then are the three equalities given in eqn. 12. We note that these properties are not part of the architecture formalization \mathcal{C} . This feature is also present in the original example in [36] and, in our view, a sign of an incomplete formalization. A (syntactically) exhaustive architecture would also have to include these *properties* which may be easily achieved by extending \mathcal{C} into a super-architecture \mathcal{C}^* :

$$\mathcal{C}^* = \langle \{C_E^*, \mathbf{A}, \mathbf{x}, \mathbf{b}\}, \{R_{\bullet}^*, R_{=}^*\}, \{f^*\} \rangle \quad (15)$$

with $C_E^* = \{a_{11}, a_{12}, a_{21}, a_{22}, x_1, x_2, b_1, b_2\}$, $R_{\bullet}^* = R_{\bullet}$, and $R_{=}^* = R_{=}$. The (new) function $f^*(\cdot)$ then captures the *property* how the individual variables and constants present in eqn. 12 relate to the structural part of the architecture as given in eqn. 11:

¹⁵In software engineering, the term *classifier* is also frequently used.

¹⁶cf. definition 11 above.

$$f^* : C_E^* \rightarrow C \text{ with } \begin{cases} a_{ij} \mapsto \mathbf{A} & i, j = 1, 2; \\ x_i \mapsto \mathbf{x} & i = 1, 2; \\ b_i \mapsto \mathbf{b} & i = 1, 2. \end{cases} \quad (16)$$

It is easy to verify that the architecture \mathcal{C}^* defined in eqn. 15 is indeed a *super-architecture* of \mathcal{C} , i.e. $\mathcal{C}^* \supset \mathcal{C}$, in the sense of def. 2. Alternatively we may formulate that the matrix equation 11 without properties of eqn. 12 only represents a sub-architecture or structured view of the *full* architecture. This also perfectly mirrors the verbal definition of architecture in def. 12 which explicitly requires a “conjunction” of the *structural type* with the *consistent properties*.

In a second example, Wilkinson *et al.* [36] derive the architecture of generic torch-like lighting systems (i.e. torches using burning wax or batteries) based on the framework of Conceptual Structures [28]. The final architectural structure is given in figure 4 with the boxes representing the fundamental “concepts” of the architecture and the arrows signifying the relations between them.

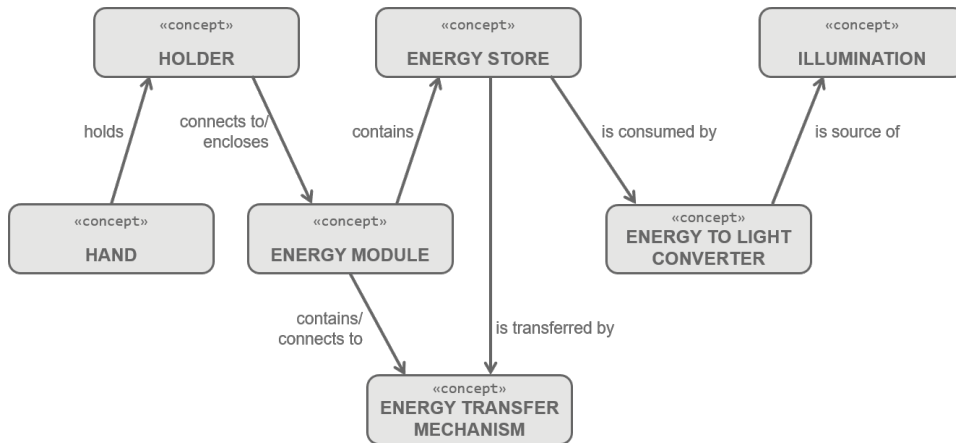


Figure 4: Architectural structure of a generic torch (after [36])

It is plainly evident that this architecture is a simple B&C architecture¹⁷ with a universe containing 7 elements and 7 binary relations.

Tangential to our main points we observe that the relation *is transferred by* between the two concepts *Energy Store* and *Energy Transfer Mechanism* does not seem to be correct: Not the *Energy Store* is transferred but the energy carrier contained in the *Energy Store* (e.g. electricity in a battery, wax in a Hessian role). The same imprecision applies to relation *is consumed by*. This seems to be a consequence of the fact that the architecture is missing the important additional concept of *Energy* or *Energy Carrier*.

This purely relational approach is extended in [11] where architectures are described using first order predicate calculus restricted to the domain (or *universe* in our terminology) of architectural concepts. As our definition 1 is sufficiently powerful to be interpreted as a “model” (in a model theoretic sense [12,20]) of such a “theory”, the formalization given in this contribution

¹⁷It also happens to be a maximal 6-tier architecture.

is logically equivalent (by Gödel's Completeness Theorem) to the approach of [11].

4.3 Mathematical Reasoning

Here we demonstrate that our theory of architectures also provides a mathematical framework for reasoning about (and proving) facts about architectures in general.

Theorem 1. *Every Graph $G = (V, E)$ with $V = \{V_1, V_2, \dots, V_n\}$ the set of vertices and $E \subseteq V^2$ the set of (directed) edges of G , is isomorphic (in a model theoretic sense) to a B&C architecture \mathcal{G} .*

Proof. Define a B&C architecture \mathcal{G} as follows: $\mathcal{G} = \langle V^G = V, \mathbf{R}^G = \{E\}, \mathbf{F}^G = \emptyset \rangle$. Then, in a naive sense, we already can see the isomorphism. On an exact level, though, we first have to specify a framework within which we may relate the two objects G and \mathcal{G} to each other. We will use model theory here [12, 20]. Then graph G and architecture \mathcal{G} may be regarded as L -structures of the (simple) signature $L = \{E\}$ containing just the symbol for the edge relation. In this case, two L -structures are isomorphic iff there exists a bijective homomorphism $h : V \rightarrow V^G$ satisfying the following condition on E

$$(a, b) \in E \Leftrightarrow ((h(a), h(b)) \in E \in V^G).$$

The following surjective embedding h

$$\begin{aligned} h : V &\rightarrow V^G \\ v &\mapsto v \in V^G \end{aligned}$$

provides the (trivial) structure preserving bijection between the two domains E and V^G . \square

Many architects use n -tier architectures due to their clear (and easy to follow) structure. The following lemma and theorem provide a rigorous characterization in terms of elementary n -tier architectures \mathcal{T}_n .

Lemma 1. *A n -tier B&C architecture \mathcal{A} is homomorphic to the elementary n -tier architecture \mathcal{T}_n , that is there exists a homomorphism $h : \mathcal{A} \mapsto \mathcal{T}_n$.*

Proof. Let $\mathcal{A} = \langle A, \mathbf{R} \rangle$ be an n -tier B&C architecture. Then, by definition, every element $a \in A$ belongs to exactly one tier C_i with $1 \leq i \leq n$. We also have $R \subseteq A^2$ because of the "boxes & connectors" property. Then define the map $h : \mathcal{A} \mapsto \mathcal{T}_n$ as follows:

$$\begin{aligned} h_0 : \quad A &\rightarrow T_n = \{1, 2, \dots, n\} \\ a \in C_i &\mapsto i \in T_n \\ \\ h_R : \quad \mathbf{R} &\rightarrow \{T^L\} \\ R &\mapsto T^L \end{aligned}$$

Assume $R(c_i, c_j)$ with $c_i \in C_i$ and $c_j \in C_j$. Then $h(c_i) = i$ and $h(c_j) = j$. Note that, from now on, we drop the subscripts on the three different maps

h_0 , h_R , and h_F comprising h for simplicity and readability reasons. It should be immediately evident from the respective domain $\text{dom}(h_\alpha)$ which h_α we are talking about. Because \mathcal{A} is an n -tier architecture, we have

$$|i - j| \leq 1 \Rightarrow |h(c_i) - h(c_j)| \leq 1 = T^L(h(c_i), h(c_j)) = h(R)(h(c_i), h(c_j)).$$

Therefore h is a homomorphism. \square

We can strengthen the above lemma to characterize n -tier B&C architectures as follows:

Theorem 2. *Every B&C architecture $\mathcal{A} = \langle A, \mathbf{R} \rangle$ is an n -tier B&C architecture iff there exists a surjective homomorphism to the elementary n -tier architecture \mathcal{T}_n .*

Proof. Lemma 1 already proves the ' \Rightarrow ' direction.

For the ' \Leftarrow ' direction we discriminate three cases and proceed in an indirect manner.

$n = 2$. Trivial.

$n = 3$. Let \mathcal{A} be an architecture which is *not* an n -tier architecture and assume, contrary to the theorem, that there exists a homomorphism $h : \mathcal{A} \mapsto \mathcal{T}_n$. Then let $C_i = h^{-1}(i)$ be the pullback of h . Because h is surjective, non-empty pullbacks C_i exist for $i = 1, \dots, 3$. Because \mathcal{A} is not a 3-tier architecture, there exist elements $c_i^{(j)} \in C_i$ with $h(c_i^{(j)}) = i$ and relations $R_\alpha \in \mathbf{R}$ with

$$R_\mu(c_1^{(1)}, c_2^{(1)}), R_\nu(c_2^{(2)}, c_3^{(1)}) \text{ and } R_\sigma(c_1^{(2)}, c_3^{(2)}).$$

As h is a homomorphism we have

$$R_\sigma(c_1^{(2)}, c_3^{(2)}) \Rightarrow h(R_\sigma) \left(h(c_1^{(2)}), h(c_3^{(2)}) \right) = T^L(1, 3),$$

which is a contradiction.

$n \geq 4$. As in the case $n = 3$ but note that in addition to the cyclic pattern given above we also might encounter the extended form of this pattern with

$$R_\mu(c_{i-1}^{(1)}, c_i^{(1)}), R_\nu(c_i^{(2)}, c_{i+1}^{(1)}) \text{ and } R_\sigma(c_i^{(2)}, c_k^{(2)}) \text{ with } |i - k| > 1.$$

As h is a homomorphism we have

$$R_\sigma(c_i^{(2)}, c_k^{(2)}) \Rightarrow h(R_\sigma) \left(h(c_i^{(2)}), h(c_k^{(2)}) \right) = T^L(i, k) \text{ with } |i - k| > 1.$$

which, again, is a contradiction. \square

5 Discussion

5.1 Applicability

We show that our formal definition of the mathematical syntax of architectures encompasses most (if not all) elements and constructs present in today's architectural standards and architectures produced and consumed by practitioners.

Furthermore, we demonstrate that our approach is an excellent complement to recent foundational work [11, 36], which focuses more on the semantics of architectures than on its syntax. Ref. [36] implicitly uses the syntax of *conceptual structures* [28] on a superficial level while ref. [11] uses first order predicate calculus.

Capitalizing on our notion of architecture *isomorphism*, we then use our formalism to rigorously prove certain relations between architectures. On the formal side, we establish that the naive view that every “boxes and connectors” diagram of an architecture (represented rigorously as a *graph*) is fully warranted on the syntactical level. On the categorical side, we prove a classification theorem on general n -tier architectures, namely that a boxes and connectors architecture is an n -tier architecture if and only if it is homomorphic to an elementary n -tier architecture.

However, we are clearly aware that this paper can only capture the very beginning of what we believe could be a completely novel and fruitful way of reasoning about architectures in a mathematically rigorous way.

5.2 Relation to Model Theory

The relation of our definition of an *architecture* to the model theoretic concepts of an (L -)model or an (L -)structure over a signature L is evident (cf. [12, 20]). However, we note the following differences:

- We cannot refer to a common *signature* L shared between (sets of) architectures.
- Contrary to an (L -)structure, we do not have singled out some elements of our (architectural) universe as *constants*.
- Our definition of (architecture) *homomorphisms* is generalizing the notion used in standard model theory. Because we cannot rely on the fact that a common signature L implicitly “fixes” relations and functions in two different architectures, we need to provide this mapping explicitly through the functions h_R and h_F (cf. def. 10).

5.3 Further Work

One possible way to extend the work of this paper is to define *refinements* of architectures (like $\mathcal{A} \succ \mathcal{B}$) as another (order) relation besides the sub-architecture property ($\mathcal{A} \subset \mathcal{B}$). We could, in principle, also differentiate between a “refinement” of architectural elements (artefacts) $a \in A$ and of relations ($R \in \mathbf{R}$) [6, 27]. Thereby we could give a precise meaning to the various forms of “hierarchicalization” in architectural work.

We could also give a precise meaning of the semantics of a given architecture by linking our constructs \mathcal{A} to L -structures and L -models over a given signature L . The *signature* L could, for instance, then be related to some architectural description languages (ADL).

One can also further develop the properties of the category **Arch** and transfer results from Category Theory to the architecture domain. Finally, the explicit recognition and inclusion of *names* in our formalism (e.g. for relations) can be explored in more detail to increase the theory’s relevance to the field.

Acknowledgements

The author gratefully acknowledges the support of Harald Schöning, Software AG's *Vice President Research* and the intensive (mathematical) discussions especially on the very first version of this paper. Additionally, I would like to thank Burkhard Hilchenbach, *Lead Architect Hybrid* in Software AG's CTO Office, for his comments and pointers to additional topics of high relevance to (true) architects. Finally, I am indebted to my wife, Susi, for repeatedly proof-reading the various versions of this work. Being a biologist, she could only improve the English language, though, so all the conceptual and mathematical mistakes are solely mine ;-).

References

- [1] Altoyan, N., Perry, D.E.: Towards a well-formed software architecture analysis. In: Proceedings of the 11th European Conference on Software Architecture: Companion Proceedings. p. 173179. ECSA 17, Association for Computing Machinery, New York, NY, USA (2017). <https://doi.org/10.1145/3129790.3129813>
- [2] Asha, H., Shantharam, N., Annamma, A.: Formalization of SOA concepts with mathematical foundation. *Int. J. Elec. & Comp. Eng.* **10**(4), 3883–3888 (2020). <https://doi.org/10.11591/ijece.v10i4.pp3883-3888>
- [3] Astesiano, E., Reggio, G., Cerioli, M.: From formal techniques to well-founded software development methods. In: Aichernig, B.K., Maibaum, T. (eds.) *Formal Methods at the Crossroads. From Panacea to Foundational Support: 10th Anniversary Colloquium of UNU/IIST, the International Institute for Software Technology of The United Nations University, Lisbon, Portugal, March 18-20, 2002. Revised Papers*, pp. 132–150. Springer, Berlin, Heidelberg (2003). https://doi.org/10.1007/978-3-540-40007-3_9
- [4] Barr, M., Wells, C.: *Category Theory for Computer Science*. Prentice-Hall (1989)
- [5] Bass, L., Clements, P., Kazmann, R.: *Software Architecture in Practice*. SEI Series in Software Engineering, Pearson Education, Upper Saddle River: NJ, 3rd edn. (2013)
- [6] Broy, M.: Mathematical system models as a basis of software engineering. In: van Leeuwen J. (ed.) *Computer Science Today*, vol. 1000, pp. 292–306. Springer, Berlin, Heidelberg (1995). <https://doi.org/10.1007/BFb0015250>
- [7] Carnap, R.: *Die Logische Syntax der Sprache*. Springer (1934)
- [8] Chiang, M., Low, S.H., Calderbank, A.R., Doyle, J.C.: Layering as optimization decomposition: A mathematical theory of network architectures. *Proceedings of the IEEE* **95**(1), 255–312 (2007). <https://doi.org/10.1109/JPROC.2006.887322>

- [9] Chomsky, N.: *The Logical Syntax of Linguistic Theory*. Berlin, Springer (1975)
- [10] de Boer, F.S., Bonsangue, M.M., Jacob, J., Stam, A., van der Torre, L.: A logical viewpoint on architectures. In: *Proceedings. Eighth IEEE International Enterprise Distributed Object Computing Conference, 2004. EDOC 2004*. pp. 73–83 (2004)
- [11] Dickerson, C.E., Wilkinson, M., Hunsicker, E., Ji, S., Li, M., Bernard, Y., Bleakley, G., Denno, P.: Architecture definition in complex system design using model theory. *IEEE Systems Journal* pp. 1–14 (2020). <https://doi.org/10.1109/JSYST.2020.2975073>
- [12] Doets, K.: *Basic model theory. Studies in logic, language and information*, CSLI Publications, Stanford, MA (1996)
- [13] Dori, D., Sillitto, H., Griego, R.M., McKinney, D., Arnold, E.P., Godfrey, P., Martin, J., Jackson, S., Krob, D.: System definition, system worldviews, and systemness characteristics. *IEEE Systems Journal* pp. 1–11 (2019). <https://doi.org/10.1109/JSYST.2019.2904116>
- [14] Fiadeiro, J.L., Maibaum, T.: A mathematical toolbox for the software architect. In: *Proceedings of the 8th International Workshop on Software Specification and Design*. p. 46. IWSSD 96, IEEE Computer Society, USA (1996). <https://doi.org/10.1109/IWSSD.1996.501146>
- [15] Garland, D.: Formal modeling and analysis of software architecture: Components, connectors, and events. In: Bernardo, M., Inverardi, P. (eds.) *Formal Methods for Software Architectures: Third International School on Formal Methods for the Design of Computer, Communication and Software Systems: Software Architectures, SFM 2003*, Bertinoro, Italy, September 22-27, 2003. *Advanced Lectures*, pp. 1–24. Springer, Berlin, Heidelberg (2003). https://doi.org/10.1007/978-3-540-39800-4_1
- [16] Goguen, J.A.: *A categorical manifesto*. Technical Manifesto PRG-72, Oxford University Computing Laboratory, Programming Research Group (March 1989)
- [17] Goikoetxea, A.: A mathematical framework for enterprise architecture representation and design. *Int. J. Inf. Technol. Decis. Mak.* **3**, 5–32 (2004)
- [18] Hamburger, K.: *Die Logik der Dichtung*. Klett, Stuttgart (1987)
- [19] Hilchenbach, B., Strnadl, C.F.: Software AG reference architecture - capabilities view. <https://www.softwareag.cloud/site/reference-architecture/software-ag-reference-architecture.html> (2020), last accessed April, 6th, 2020
- [20] Hodges, W.: *Model Theory. Encyclopedia of Mathematics and its Applications*, Cambridge University Press, Cambridge, MA (1993)

- [21] ISO: ISO/IEC/IEEE 42010:2011: Systems and software engineering architecture description. Standard, International Standards Organization, Geneva, CH (2011)
- [22] Lankhorst et al., M.: Enterprise Architecture at Work. Springer, Berlin, Heidelberg (2017). <https://doi.org/10.1007/978-3-662-53933-0>
- [23] Leinster, T.: Basic Category Theory., Cambridge Studies in Advanced-Mathematics, vol. 143. Cambridge University Press, Cambridge, UK (2014)
- [24] López-Sanz, M., Vara, J.M., Marcos, E., Cuesta, C.E.: A model-driven approach to weave architectural styles into service-oriented architectures. In: Proceedings of the First International Workshop on Model Driven Service Engineering and Data Quality and Security. p. 5360. MoSE+DQS 09, Association for Computing Machinery, New York, NY, USA (2009). <https://doi.org/10.1145/1651415.1651426>
- [25] Mitchell, W.J.: The Logic of Architecture. The MIT Presse, Cambridge, MA (1990)
- [26] OMG: OMG Object Constraint Language. Standard, The Object Management Group (2014), <http://www.omg.org/spec/OCL/2.4>
- [27] Peng, J., Abdi, S., Gajski, D.: Automatic model refinement for fast architecture exploration [soc design]. In: Proceedings of ASP-DAC/VLSI Design 2002. 7th Asia and South Pacific Design Automation Conference and 15h International Conference on VLSI Design. pp. 332–337. IEEE (2002). <https://doi.org/10.1109/ASPDAC.2002.994944>
- [28] Sowa, J.F.: Coneptual Structures: Information Processing in Mind and Machine. Addison-Wesley, Reading, MA (1984)
- [29] Strnadl, C.F.: Aligning business and IT: The process-driven architecture model. *IS Management* **23**(4), 67–77 (2006)
- [30] The Object Management Group: OMG Unified Modeling Language. Standard, The Object Management Group (2017), <https://www.omg.org/spec/UML/>
- [31] The Object Management Group: OMG Systems Modeling Language. Standard 1.6, The Object Management Group (2019), <https://www.omg.org/spec/SysML/1.6/>
- [32] The Open Group: The TOGAF Standard Version 9.2. Standard, The Open Group (2018)
- [33] The Open Group: Archimate 3.1 Specification. Standard 3.1, The Open Group (2019), <https://pubs.opengroup.org/architecture/archimate3-doc/>
- [34] Wermelinger, M., Fiadeiro, J.L.: Algebraic software architecture re-configuration. In: Proceedings of the 7th European Software Engineering Conference Held Jointly with the 7th ACM SIGSOFT International Symposium on Foundations of Software Engineering. p. 393409. ESEC/FSE-7, Springer-Verlag, Berlin, Heidelberg (1999)

- [35] Whitehead, A.N., Russell, B.: Principia Mathematica. Cambridge University Press, Cambridge, UK (1910-1913)
- [36] Wilkinson, M.K., Dickerson, C.E., Ji, S.: Concepts of architecture, structure and system (2018), <https://arxiv.org/abs/1810.12265>
- [37] Wittgenstein, L.: Logisch-philosophische Abhandlung. Wilhelm Ostwalds Annalen der Naturphilosophie **4**(3-4) (1921)
- [38] Yanchuk, A., Alexander, I., Maurizio, M.: Towards a mathematical foundation for service-oriented applications design. J. Software **1**(1), 32–39 (2006). <https://doi.org/10.4304/jsw.1.1.32-39>