

Temporal Logic Inference for Hybrid System Observation with Spatial and Temporal Uncertainties

Zhe Xu, *Member, IEEE*, Yi Deng, *Student Member, IEEE* and Agung Julius, *Member, IEEE*

I. INTRODUCTION

In modern smart buildings, various continuous states such as the temperature, humidity and discrete states such as the air conditioning states have made the system a hybrid system. In a hybrid system, the continuous state keeps flowing in a location (also called a mode or discrete state) until an event is triggered. Then it jumps to a target location and flows continuously again according to possibly different dynamics. As there are increasingly growing interest in finding ways to accurately determine localized building or room occupancy in real time, traditional methods seldom apply to multiple dynamics in a hybrid system.

Presently, there are mainly two categories of approaches for occupancy detection or estimation (e.g. detecting or estimating the number of people in a room). The first category relies on the learning-based techniques such as decision trees [1] or support vector regression [2] to find features of different occupancy states from data gathered from various sensors. The second category relies on the mathematical model of systems as they compare available measurements with information analytically derived from the system model. For hybrid systems, the main challenge of the model-based occupancy detection is due to the difficulty in capturing the combined continuous and discrete measurements.

In this paper, we propose an approach that utilizes both the learning-based techniques and the model-based methods for hybrid system occupancy detection. We mainly focus on distinguishing between different occupancy states and observing the location of the modeled hybrid system at any time. For the learning aspect, there has been a growing interest in learning (inferring) dense-time temporal logic formulae from system trajectories [3], [4], [5], [6], [7], [8], [9], [10], [11], [12], [13], [14]. Such temporal logic formulae have been used as high-level knowledge or specifications in many applications in robotics [15], [16], [17], [18], power systems [19], [20], [21], [22], smart buildings [23], [24], agriculture [25], etc. We infer dense-time temporal logic formulae from the temperature and humidity sensor data as dense-time temporal logics can effectively capture the time-related features in the transient period when people enter a room. In the meantime, we also utilize the model information so that the MTL formula that classifies the finite trajectories we gathered also classifies the infinite trajectories that differ from the simulated trajectories by a small margin in both space and time. In our previous

work in [23], we have performed classification for trajectories generated from switched systems, which have spatial uncertainties due to initial state variations. In this paper, we extend the results to hybrid systems and we classify time-robust tube segments around the trajectories so that the inferred MTL formula can classify different system behaviors when both the spatial and the temporal uncertainties exist due to initial state variations in a hybrid system.

To identify the current location, useful information usually originates from comprehensive discrete and continuous system outputs, yet both are of limited availability. For instance, lack of event observability makes it difficult to determine the subsequent locations, especially for those non-deterministic unobservable events that may take place anywhere without any output discrete signal. In that case, we can resort to the available continuous state measurements for the purpose of location identification. Relevant approaches include designing residual generation schemes [26], [27], [28], and analyzing the derivatives of the continuous outputs [29]. The problem can also be addressed by system abstraction, such as abstracting away the continuous dynamics in exchange for temporal information of the discrete event evolution that helps to track locations [30], [31], [32], [33]

Another aspect of hybrid state estimation is concerned with continuous state tracking for the underlying multiple modes of continuous dynamical systems. In [34], [35], continuous observers are constructed based on the classical Luenberger's approach, and thus continuous state observability is required. In [36], the authors propose an observer design for switched systems that does not require the continuous systems to be observable. To that end, [36] presents a characterization of observability over an interval. In [37], the authors of the present paper propose a framework for hybrid system state estimation from the perspective of bisimulation theory [38]. The framework is based on the robust test idea [39], which extracts the spatial and temporal properties of infinitely many trajectories by a finite number of simulations.

In inferring a temporal logic formula that classifies different system behaviors, we can further design an observer for determining the location of the hybrid system at any time. Our previous work [37] results in a hybrid observer that estimates both the discrete and continuous states constantly. The observer only uses the discrete outputs generated by the hybrid system's observable events and their timing information as its input, and thus is referred to as the basic observer in this paper. Based on [37], we utilize the inferred MTL formula from the MTL classifier to refine the basic observer and the obtained observer is referred to as the refined observer. We illustrate the idea with Figure 1.

Zhe Xu is with the Institute for Computational Engineering and Sciences (ICES), University of Texas, Austin, Austin, TX, Agung Julius are with the Department of Electrical, Computer, and Systems Engineering, Rensselaer Polytechnic Institute, Troy, NY, USA, Yi Deng is with East China Institute of Computing Technology, Shanghai, China. E-mail: zhexu@utexas.edu, dengyi267@gmail.com, juliua2@rpi.edu.

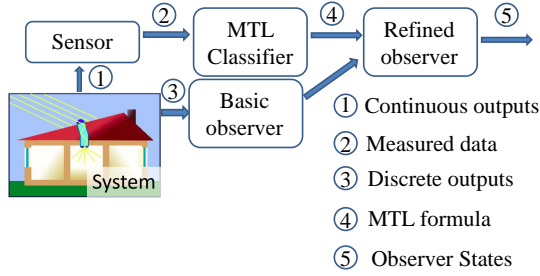


Fig. 1. The MTL classifier infers an MTL formula that classifies the sensor data in different conditions (such as different room occupancy states). The refined observer utilizes the MTL formula inferred from the MTL classifier to shrink the basic observer's states.

II. PRELIMINARIES

A. Hybrid Automaton

A hybrid autonomous system is defined to be a 5-tuple $\mathcal{H} = (\mathcal{L} \times \mathcal{X}, \mathcal{L}^0 \times \mathcal{X}^0, \mathcal{F}, \mathcal{E}, Inv)$ [40]:

- $\mathcal{L} \times \mathcal{X}$ is a set of hybrid states (ℓ, x) , where $\ell \in \mathcal{L}$ is discrete state (location), and $x \in \mathcal{X}$ is continuous state.
- $\mathcal{L}^0 \times \mathcal{X}^0 \subset \mathcal{L} \times \mathcal{X}$ a set of initial states.
- $\mathcal{F} = \{f_\ell | \ell \in \mathcal{L}\}$ associates with each location $\ell \in \mathcal{L}$ the autonomous continuous time-invariant dynamics, $f_\ell : \dot{x} = f_\ell(x)$, which is assumed to admit a unique global solution $\xi_\ell(\tau, x_\ell^0)$, where ξ_ℓ satisfies $\frac{\partial \xi_\ell(\tau, x_\ell^0)}{\partial \tau} = f_\ell(\xi_\ell(\tau, x_\ell^0))$, and $\xi_\ell(0, x_\ell^0) = x_\ell^0$ is the initial condition in ℓ .
- $Inv : \mathcal{L} \rightarrow 2^{\mathcal{X}}$ associates an invariant set $Inv(\ell) \subset \mathcal{X}$ with each location. Only if the continuous state satisfies $x \in Inv(\ell)$, can the discrete state be at the location ℓ .
- \mathcal{E} is a set of events. In each location ℓ , the system state evolves continuously according to f_ℓ until an event $e = (\ell, \ell', g, r), e \in \mathcal{E}$ occurs. The event is guarded by $g \in Inv(\ell)$. Namely, a necessary condition for the occurrence of e is $x \in g$. After the event, the state is reset from (ℓ, x) to $(\ell', r(x))$, where $r(x)$ is the reset initial state of x .

When a hybrid system runs, the system state alternately flows continuously and triggers events in \mathcal{E} . For convenience, we also define an initialization event $e^0 \notin \mathcal{E}$. Then a trajectory of the system can be defined as a sequence:

Definition 1 (Trajectory). A trajectory of a hybrid system \mathcal{H} is denoted as

$$\rho = \{(e^m, \ell^m, x_{\ell^m}^0, \tau^m)\}_{m=0}^N,$$

where

- $\forall m \geq 0, (\ell^m, x_{\ell^m}^0) \in \mathcal{L} \times \mathcal{X}$ are the (reset) initial states;
- $\forall m \geq 0, \tau^m \in \mathbb{R}_{\geq 0}$ (nonnegative real), and $\forall \tau \in [0, \tau^m], \xi_{\ell^m}(\tau, x_{\ell^m}^0) \in Inv(\ell^m)$;
- $\forall m \geq 1, e^m = (\ell^{m-1}, \ell^m, g^m, r^m), \xi_{\ell^{m-1}}(\tau^{m-1}, x_{\ell^{m-1}}^0) \in g^m, x_{\ell^m}^0 = r^m(\xi_{\ell^{m-1}}(\tau^{m-1}, x_{\ell^{m-1}}^0))$, i.e. $(\ell^m, x_{\ell^m}^0)$ is the reset initial state for $(\ell^{m-1}, \xi_{\ell^{m-1}}(\tau^{m-1}, x_{\ell^{m-1}}^0))$.

Each event $e \in \mathcal{E}$ has an output symbol $\psi(e)$ that can be observable or unobservable. An unobservable output symbol $\psi(e)$ is specifically denoted as ϵ .

B. Robust Neighborhood Approach

In this section, we briefly review the robust neighborhood approach [39], which is based on the approximated bisimulation theory [38]. The robust neighborhood approach [39] is to compute a neighborhood around a simulated initial state, such that any trajectory initiated from the neighborhood will trigger the same event sequence as the simulated trajectory, and the continuous state always stays inside a neighborhood around the continuous state of the simulated one.

Definition 2. $\Phi_\ell : Inv(\ell) \times Inv(\ell) \rightarrow \mathbb{R}$ is an autobisimulation function for the dynamics of hybrid system \mathcal{H} at location ℓ , if for any $x_1, x_2 \in Inv(\ell)$,

$$\begin{aligned} \Phi_\ell(x_1, x_2) &\geq 0, \\ \frac{\partial \Phi_\ell(x_1, x_2)}{\partial x_1} f_\ell(x_1) + \frac{\partial \Phi_\ell(x_1, x_2)}{\partial x_2} f_\ell(x_2) &\leq 0. \end{aligned}$$

From Definition 2, Φ_ℓ can be used to bound the divergence of continuous state trajectories. If we define the level set

$$B_\ell(\gamma_\ell, \xi_\ell(\tau, x_\ell^0)) \triangleq \{x | \Phi_\ell(x, \xi_\ell(\tau, x_\ell^0)) < \gamma_\ell\}. \quad (1)$$

then we can easily conclude that the value of Φ_ℓ is nondecreasing along any two trajectories of the system at location ℓ , i.e. for any initial state $\tilde{x}_\ell^0 \in B_\ell(\gamma_\ell, x_\ell^0)$ and $\tau > 0$, $\xi_\ell(\tau, \tilde{x}_\ell^0) \in B_\ell(\gamma_\ell, \xi_\ell(\tau, x_\ell^0))$.

Let $e = (\ell, \ell', g, r)$ be an event triggered by a trajectory initiated from x_ℓ^0 . If we want all the trajectories initiated from within $B_\ell(\gamma_\ell, x_\ell^0)$ to avoid triggering a different event $e' = (\ell, \ell', g', r')$, then we can let

$$\gamma_\ell \leq \inf_{y \in g'} \inf_{\tau \in [0, \bar{\tau}]} \Phi_\ell(\xi_\ell(\tau, x_\ell^0), y),$$

where $\bar{\tau}$ is an upper bound of the time for trajectories initiated from $B_\ell(\gamma_\ell, x_\ell^0)$ to transition out of ℓ (for details on methods for estimating $\bar{\tau}$, see [39]). Then for any $\tilde{x}_\ell^0 \in B_\ell(\gamma_\ell, x_\ell^0), \tau \in [0, \bar{\tau}]$, we have that $\xi_\ell(\tau, \tilde{x}_\ell^0)$ cannot reach g' and thus trigger e' .

Let $\rho = \{(e^m, \ell^m, x_{\ell^m}^0, \tau^m)\}_{m=0}^N$ denote the simulated trajectory. We can compute robust neighborhoods $B_{\ell^m}(\gamma_{\ell^m}, x_{\ell^m}^0)$ around the (reset) initial continuous states $x_{\ell^m}^0$ of ρ such that the property below holds.

Proposition 1. For any initial state $(\ell^0, \tilde{x}_{\ell^0}^0) \in \{\ell^0\} \times B_{\ell^0}(\gamma_{\ell^0}, x_{\ell^0}^0)$ and any trajectory $\tilde{\rho} = \{(e^m, \ell^m, \tilde{x}_{\ell^m}^0, \tilde{\tau}^m)\}_{m=0}^N$ that triggers the same event sequence with the simulated trajectory ρ , there exist $\tau_{lead}^m, \tau_{lag}^m > 0$ ($0 \leq m \leq N-1$) such that

- for all $0 \leq m \leq N-1, \tilde{x}_{\ell^m}^0 \in B_{\ell^m}(\gamma_{\ell^m}, x_{\ell^m}^0), \tilde{\tau}^m \in [\tau^m - \tau_{lead}^m, \tau^m + \tau_{lag}^m]$, and $\Phi_{\ell^m}(\xi_{\ell^m}(t, x_{\ell^m}^0), \xi_{\ell^m}(t, \tilde{x}_{\ell^m}^0)) \leq \gamma_{\ell^m}$ for all $t \in [0, \tilde{\tau}^m]$;
- $\tilde{x}_{\ell^N}^0 \in B_{\ell^N}(\gamma_{\ell^N}, x_{\ell^N}^0)$, and $\Phi_{\ell^N}(\xi_{\ell^N}(t, x_{\ell^N}^0), \xi_{\ell^N}(t, \tilde{x}_{\ell^N}^0)) \leq \gamma_{\ell^N}$ for all $t \in [0, \min(\tilde{\tau}^N, \tau^N)]$.

We simulate trajectories from the initial set $\mathcal{L}^0 \times \mathcal{X}^0$ and perform robust neighborhood computation. We denote $\rho_k = \{(e_k^m, \ell_k^m, x_{\ell_k^m}^0, \tau_k^m)\}_{m=0}^{N_k}$ as the k th simulated trajectory ($k =$

1, 2, ...). The robust neighborhood around the (reset) initial state for the segment m of ρ_k is the following:

$$B_{\ell_k^m}(\gamma_{\ell_k^m}, x_{\ell_k^m}^0) = \{x \mid \Phi_{\ell_k^m}(x_{\ell_k^m}^0, x) < \gamma_{\ell_k^m}\}, \quad (2)$$

where $\Phi_{\ell_k^m}$ is the bisimulation function in location ℓ_k^m , and $\gamma_{\ell_k^m}$ is the radius of the computed robust neighborhood. The initial set can be covered by the robust neighborhoods around the initial states of the finitely simulated trajectories if:

$$\mathcal{L}^0 \times \mathcal{X}^0 \subset \bigcup_k \{\ell_k^0\} \times B_{\ell_k^0}(\gamma_{\ell_k^0}, x_{\ell_k^0}^0). \quad (3)$$

III. TIMED ABSTRACTION AND OBSERVER DESIGN

A. Timed Abstraction

Based on the simulated trajectories $\{\rho_k\}_{k=1}^{\hat{K}}$, we construct a timed automaton $T = (Q, Q^0, C, \tilde{E}, Inv)$ [41].

Definition 3 (Timed Abstraction). T consists of

- The state space is $Q := \{(k, n) \mid k \in \{1, 2, \dots, \hat{K}\}, n \in \{0, 1, \dots, N_k\}\}$.
- The initial set is $Q^0 := \{1, 2, \dots, K\} \times \{0\}$.
- The set of clock C is a singleton $\{c\}$.
- The events $\tilde{e} \in \tilde{E}$ are defined as $\tilde{e} = (q, q', \tilde{g}, \tilde{r})$ such that $\tilde{r}(c) = 0$, i.e., the only clock is reset after any event, and one of the following cases should be satisfied:
 - 1) $q = (k, n)$, where $n < N_k$; $q' = (k, n + 1)$; and $\tilde{g} = [\tau_k^n - lead_k^n, \tau_k^n + lag_k^n]$; \tilde{e} is associated with the output symbol of e_k^{n+1} ;
 - 2) $q = (k, N_k)$, where $k \in [1, K]$; $q' = (k', 0)$, where $k' \in Cover(k)$; and $\tilde{g} = [\tau_k^{N_k}, \tau_k^{N_k}]$; \tilde{e} is associated with the unobservable output symbol ϵ ;
 - 3) $q = (k, N_k)$, where $k \in [K + 1, \hat{K}]$; $q' = EoS$ (end of simulation); and $\tilde{g} = [\tau_k^{N_k}, \tau_k^{N_k}]$; \tilde{e} is associated with the unobservable output symbol ϵ ;
 - 4) $q = (k, n)$; $q' = (k', 0)$, where $k' \in Ind^f(k, n, e^f)$ for some $e^f \in Feas^f(k, n)$; and $\tilde{g} = [0, \tau_k^n + lag_k^n]$; \tilde{e} is associated with the output symbol of e^f .
- The invariant set is $Inv(q) := [0, \tau_k^n + lag_k^n]$ if $n < N_k$, $Inv(q) := [0, \tau_k^n]$ if $n = N_k$, where $q = (k, n) \in Q$.

Example 1. Suppose for a system H , the following trajectories are simulated in the robust neighborhood approach:

There is one simulated normal trajectory, i.e., $K = 1$. The robust neighborhood $Ball(1, 0)$ covers the initial set of H .

$$\rho_1 = (e_1^0, \ell_1^0, x_1^0, \tau_1^0), (e_1^1, \ell_1^1, x_1^1, \tau_1^1), (e_1^2, \ell_1^2, x_1^2, \tau_1^2),$$

where $e_1^0 = e^0$ (initialization event), $\tau_1^0 = 23$, $lead_1^0 = lag_1^0 = 6$; e_1^1 is unobservable, $\tau_1^1 = 6$, $lead_1^1 = lag_1^1 = 1$; e_1^2 has the observable output symbol α , $\tau_1^2 = 20$. The robust neighborhood $Ball(1, 0)$ covers the end of robust tube around ρ_1 , i.e., $Cover(1) = \{(1, 0)\}$. An unobservable faulty event e^f may occur in ℓ_1^1 .

There are two simulated faulty trajectories, i.e., $\hat{K} = 3$.

$$\rho_2 = (e_2^0, \ell_2^0, x_2^0, \tau_2^0), \quad \rho_3 = (e_3^0, \ell_3^0, x_3^0, \tau_3^0),$$

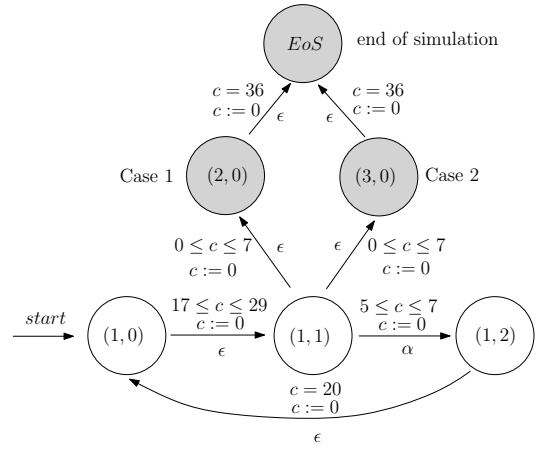


Fig. 2. There are one normal trajectory $\rho_1 = \{(e_1^n, \ell_1^n, x_1^n, \tau_1^n)\}_{n=0}^2$ and two faulty trajectories $\rho_2 = (e_2^0, \ell_2^0, x_2^0, \tau_2^0)$, $\rho_3 = (e_3^0, \ell_3^0, x_3^0, \tau_3^0)$. The faulty event occurs in ℓ_1^1 and is unobservable.

where $e_2^0 = e_3^0 = e^f \in Feas^f(\ell_1^1)$, $\tau_2^0 = \tau_3^0 = 36$. The union of inverse images of the robust neighborhoods $Ball(2, 0)$, $Ball(3, 0)$ covers the robust tube $Tube(1, 1, [0, 7])$, i.e., $Ind^f(1, 1, e^f) = \{2, 3\}$.

The timed abstraction T is constructed as Fig. 2.

Since timed automata can be considered as a subclass of hybrid automata, trajectories and projected timed output symbol sequences can be defined the same way as before. By construction, for any normal trajectory ρ of H , there is a trajectory $\tilde{\rho}$ of T such that $\Pi(S(\rho)) = \Pi(S(\tilde{\rho}))$. For faulty trajectories, a similar property holds for finite horizon.

B. Basic Observer

Based on the timed abstraction T , we construct for H an observer O . By using the history of system output, i.e., a projected timed output symbol sequence, O over-approximates the set of states reached by H .

The following definitions are used in the construction of O . We illustrate them later with examples.

Definition 4. Given $T = (Q, Q^0, C, \tilde{E}, Inv)$, for each $(k, n) \in Q$, let $Feas : Q \rightarrow 2^{\tilde{E}}$ be the feasible event function:

$$Feas((k, n)) := \{\tilde{e} \in \tilde{E} \mid \tilde{e} = ((k, n), (k', n'), \tilde{g}, \tilde{r})\}. \quad (4)$$

Let \bar{a} be an integer. Define the $\epsilon[0]$ -successors and $\epsilon[0]$ -closure of $(k, n)[\bar{a}, 0]$:

$$\begin{aligned} & Succ^{\epsilon[0]}((k, n)[\bar{a}, 0]) \\ & := \{(k', n')[\bar{a} - \tilde{b}, 0] \mid \exists \tilde{e} = ((k, n), (k', n'), [0, \tilde{b}], \tilde{r}) \\ & \in Feas((k, n)), \tilde{e} \text{ outputs } \epsilon\}. \end{aligned} \quad (5)$$

$$\begin{aligned} & Cl^{\epsilon[0]}((k, n)[\bar{a}, 0]) \\ & := \{(k, n)[\bar{a}, 0]\} \cup \{Succ^{\epsilon[0]}((k, n)[\bar{a}', 0]) \mid \\ & (k, n)[\bar{a}', 0] \in Cl^{\epsilon[0]}((k, n)[\bar{a}, 0])\}. \end{aligned} \quad (6)$$

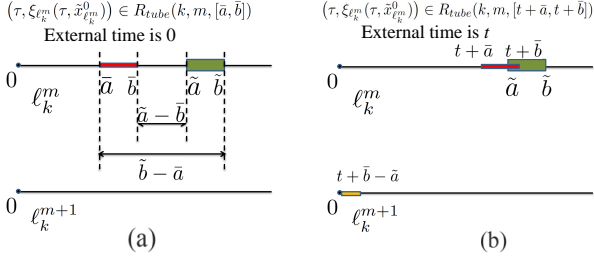


Fig. 3. The state $(k, m)[\bar{a}, \bar{b}]$ of the basic observer and an unobservable event that occurs in the time interval $[\bar{a}, \bar{b}]$.

Given integers \bar{a}, \bar{b} , and s being a set of $(k, n)[\bar{a}, \bar{b}]$, define the $\epsilon[0]$ -closure of s :

$$Cl^{\epsilon[0]}(s) := s \cup \{Cl^{\epsilon[0]}((k, n)[\bar{a}, 0]) \mid (k, n)[\bar{a}, 0] \in s\}. \quad (7)$$

In what follows, we construct an observer that over-approximates the state reached by H . Each state of the observer can be represented by a subset of the set

$$\begin{aligned} \{(k, n)[\bar{a}, \bar{b}] \mid & k, n, \bar{a}, \bar{b} \text{ are integers,} \\ & 1 \leq k \leq \hat{K}, 0 \leq n \leq N_k, \\ & [\bar{a}, \bar{b}] \subset Inv((k, n))\}. \end{aligned}$$

The state of the observer being just updated to s means that the system H must be at some state within $\bigcup_{(k, n)[\bar{a}, \bar{b}] \in s} Tube(k, n, [\bar{a}, \bar{b}])$. In short, we say the state of H is within $(k, n)[\bar{a}, \bar{b}]$ instead of $Tube(k, n, [\bar{a}, \bar{b}])$.

For convenience, given $T = (Q, Q^0, C, \tilde{E}, Inv)$, we define the feasible event function $Feas : Q \rightarrow 2^{\tilde{E}}$,

$$Feas(q) := \{\tilde{e} \in \tilde{E} \mid \tilde{e} = (q, q', \tilde{g}, \tilde{r})\}$$

for each $q \in Q$, and $Feas_{lab}(q)$ as the labels of the feasible events of q :

$$Feas_{lab}(q) := \{\psi[a, b] \mid \exists \tilde{e} = (q, q', \tilde{g}, \tilde{r}) \in Feas(q), \tilde{e} \rightarrow \psi, \tilde{g} = [a, b]\},$$

where \rightarrow means "outputs the symbol".

Suppose the current state s of the observer only contains $\bar{q} = (k, n)[\bar{a}, \bar{b}]$, and s is reached at the time instant t . The observer will update the next state based on what is observed after t , disregarding what already happened before or at t . Consider the feasible events $Feas(q)$ of $q = (k, n)$. The following facts are obvious for a feasible event $\tilde{e} = (q, q', \tilde{g}, \tilde{r}) \in Feas(q)$ that occurs. Let the label of \tilde{e} be $\psi[a, b] \in Feas_{lab}(q)$.

- If $\psi = \epsilon, \bar{b} < a$, then $(a - \bar{b})$ time units later without observation of output symbols, the state of H may be within $q'[0, 0]$ or $q'[\bar{a} + a - \bar{b}, a]$.

More generally, given any $\tau \in [a - \bar{b}, b - \bar{a}]$, τ time units later, the state of H may be within $q'[0, \tau - (a - \bar{b})] \cap Inv(q')$ or $q'[\bar{a} + \tau, \bar{b} + \tau] \cap Inv(q)$.

We can computationally equivalently let the state estimation at $\tau = a - \bar{b}$ time units later be $q'[-(b - \bar{a} - a + \bar{b}), 0] \cup q'[\bar{a} + a - \bar{b}, a]$ rather than $q'[0, 0] \cup q'[\bar{a} + a - \bar{b}, a]$. These negatively timed states are considered as "latent"

reset initial states. The state of H cannot actually be at these negative timed states, which should be kept in mind when interpreting the state read of the observer. Using the latent reset initial states helps us avoid consideration of the unobservable event \tilde{e} triggered at $\tau \in (a - \bar{b}, b - \bar{a})$ time units later.

- If $\psi \in \Psi_v, \bar{a} < b$, then one should anticipate an observation of ψ at τ time units later with $\tau \in [\max\{0, a - \bar{b}\}, b - \bar{a}] \setminus \{0\}$; after the observation the state of H must be within $q'[0, 0]$.
- Moreover, let $Inv(q) = [\tilde{a}, \tilde{b}]_2$ ($\tilde{b} - \tilde{a}$) time units later, the state of H must be within $q[\tilde{b}, \tilde{b} + \tilde{b} - \tilde{a}]$, or somewhere else through a transition; but it cannot be at $q[\tilde{b}, \tilde{b} + \tilde{b} - \tilde{a}]$ due to the invariant set, so the latter case holds.

Given the current observer state $s \ni \bar{q} = (k, n)[\bar{a}, \bar{b}]$, and one of the feasible events $\tilde{e} \in Feas(q)$ for $q = (k, n)$, we let the function $Blank(\bar{q}, \tilde{e})$ or $Blank^{Inv}(\bar{q})$ (see explanations below) return the shortest blank interval (i.e., no output symbol observed) that the observer needs to wait until it updates the state in order to keep track of the location change of H . In specific, corresponding to the three cases listed above, let

- $Blank(\bar{q}, \tilde{e}) = a - \bar{b}$, if $\psi = \epsilon, \bar{b} < a$, since a new location might be visited by H through \tilde{e} and needs to be incorporated into the state of the observer;
- $Blank(\bar{q}, \tilde{e}) = b - \bar{a}$, if $\psi \in \Psi_v, \bar{a} < b$, since up to a blank interval of length $(b - \bar{a})$, the observer is able to determine the absence of \tilde{e} .
- $Blank^{Inv}(\bar{q}) = \tilde{b} - \tilde{a}$, where $Inv(q) = [\tilde{a}, \tilde{b}]$, since the state of H has already transitioned out of the location ℓ_k^n , which requires an update of the observer state.

From the discussions above, the state of the observer can be updated from s to s' based on the observation of a blank interval $(t, t']$, where t is the time instant of reaching s , and t' is generated through $Blank(\bar{q}, \tilde{e})$ or $Blank^{Inv}(\bar{q})$, and becomes the time instant of updating s' . The observer can also update its state to s'' by observing $\psi \in \Psi_v$ at some $t'' \in (t, t']$. Thus, two types of transition labels should be modeled: when counting from $t = 0$,

- 1) $\epsilon[a_1], a_1 > 0$, meaning that no symbol is observed during $(0, a_1]$;
- 2) $\psi[a_2, b], \psi \in \Psi_v, a_2 < b$, meaning that ψ is observed during $[a_2, b]$ (or instead, $(a_2, b]$, if $a_2 = 0$),

Besides these two typical transitions, there are additional types of state updates that have nothing to do with an interval $(t, t']$. Let t, t', t'', \dots be the time instants when the observer updates states. Clearly, $(t, t']$, $(t', t'']$, \dots are either a blank interval, or with an observable event from H at the right end of interval. However, such traces of the observer cannot model the case where multiple events accumulate at the same time instant, that is, an event occurs at an (reset) initial state. So we incorporate two more types of transitions, labeled by $\epsilon[0]$ and $\psi_1 \cdots \psi_n[a, b], \psi_i \in \Psi_v$.

Definition 5. For $q[\bar{a}, 0]$, if there exists $\tilde{e} \in Feas(q)$, $\tilde{e} = (q, q', [0, \tilde{b}], \tilde{r}) \rightarrow \epsilon$ (meaning \tilde{e} outputs ϵ), then we define $\epsilon[0]$ -

successors of $q[\bar{a}, 0]$ as the set of all $q'[-(\tilde{b} - \bar{a}), 0]$:

$$\begin{aligned} Succ^{\epsilon[0]}(q[\bar{a}, 0]) &:= \\ \{q'[\bar{a} - \tilde{b}, 0] \mid &\exists \tilde{e} = (q, q', [0, \tilde{b}], \tilde{r}) \in Feas(q) \\ &\tilde{e} \rightarrow \epsilon\}. \end{aligned} \quad (8)$$

The $\epsilon[0]$ -extension of $q[\bar{a}, 0]$, $Ext^{\epsilon[0]}(q[\bar{a}, 0])$, is defined to be union of $q[\bar{a}, 0]$, the $\epsilon[0]$ -successors of $q[\bar{a}, 0]$, and the $\epsilon[0]$ -successors of all the $\epsilon[0]$ -successors.

The transition $\epsilon[0]$ is actually "unobservable" for the observer, since the state transition of H from within $q[\bar{a}, 0]$ to its $\epsilon[0]$ -successor cannot be seen by the observer (the observer can only see observable output symbols and blank intervals), while it indeed causes the state estimation (of H by the observer) changes. So we identify $q[\bar{a}, 0]$ with $Ext^{\epsilon[0]}(q[\bar{a}, 0])$ to build an observer state. Let s be a set of $q[\bar{a}, \tilde{b}]$, we write

$$Ext^{\epsilon[0]}(s) := s \cup \{Ext^{\epsilon[0]}(q[\bar{a}, 0]) \mid q[\bar{a}, 0] \in s\}. \quad (9)$$

Definition 6. We define the $\psi[0, 0]$ -successors for $q[0, 0]$:

$$\begin{aligned} Succ^{\psi[0, 0]}(q[0, 0]) &:= \\ \{q'[0, 0] \mid &\exists \tilde{e} = (q, q', [0, \tilde{b}], \tilde{r}) \in Feas(q) \\ &\tilde{e} \rightarrow \psi \in \Psi_v \cup \{\epsilon\}\}. \end{aligned} \quad (10)$$

Given $q^0[0, 0]$, $q^n[0, 0]$ is called an extended $\psi[0, 0]$ -successor of $q[0, 0]$ if and only if there exist $q^1[0, 0], q^2[0, 0], \dots, q^{n-1}[0, 0]$ such that

$$q^i[0, 0] \in Succ^{\psi[0, 0]}(q^{i-1}[0, 0]), i \in \{1, \dots, n\}. \quad (11)$$

Let $\tilde{e}^i \rightarrow \psi^i$ be the event that leads to q^i , the concatenation $\psi^1 \dots \psi^n$ is projected to $Proj(\psi^1 \dots \psi^n)$ by erasing all $\psi^i = \epsilon$. If $Proj(\psi^1 \dots \psi^n) \notin \Psi_v$, then it is considered as a new observable output symbol.

We write $q^0[0, 0] \xrightarrow{\psi_{proj}} q^n[0, 0]$ to mean that $q^n[0, 0]$ is an extended $\psi[0, 0]$ -successor of $q^0[0, 0]$, and the concatenation of output symbols is projected to $Proj(\psi^1 \dots \psi^n) = \psi_{proj}$. The set of extended $\psi[0, 0]$ -successors of $q[0, 0]$ is denoted by $Succ_{ext}^{\psi[0, 0]}(q[0, 0])$.

Definition 7 (Basic Observer). We construct an basic observer $O = (S, s^0, \bar{\Sigma}, f)$ by the following steps, where $S, S^0, \bar{\Sigma}, f$ are respectively the state space, initial state, transition labels and transition function:

- 1) Define $s^0 := Ext^{\epsilon[0]}(\{(1, 0)[0, 0], \dots, (K, 0)[0, 0]\})$. Set $S = \{s^0\}$.
- 2) For each new state $s \in S$, compute

$$\begin{aligned} &Blank_{min}(s) \\ := &\min\{\min_{\bar{q} \in s, \tilde{e} \in Feas(q)} Blank(\bar{q}, \tilde{e}), Blank^{Inv}(\bar{q})\}, \end{aligned}$$

where $\bar{q} = q[\bar{a}, \tilde{b}], q = (k, n)$.

Add the transition label $\epsilon[a], a := Blank_{min}(s) > 0$ to $Feas_{lab}^{obs}(s)$.

Define

$$\begin{aligned} f'(s, \epsilon[a]) &:= \{q'[\bar{a} + a - \tilde{b}, 0] \\ &\mid q[\bar{a}, \tilde{b}] \in s, \\ &\tilde{e} = (q, q', [\bar{a}, \tilde{b}], \tilde{r}) \in Feas(q), \\ &\tilde{e} \rightarrow \epsilon, \tilde{b} < \bar{a} = \tilde{b} + a\}. \\ f(s, \epsilon[a]) &:= \{q[[\bar{a} + a, \tilde{b} + a] \cap Inv(q)] \\ &\mid q[\bar{a}, \tilde{b}] \in s, \\ &(\bar{a} + a, \tilde{b} + a) \cap Inv(q) \neq \emptyset\} \\ &\cup Ext^{\epsilon[0]}(f'(s, \epsilon[a])) \end{aligned}$$

Add a transition label $Proj(\psi^1 \dots \psi^n)[a, a], a := Blank_{min}(s) > 0$ into $Feas_{lab}^{obs}(q)$, as long as there exist $q'[\bar{a}', 0] \in f'(s, \epsilon[a])$, and $q''[0, 0] \in Succ_{ext}^{\psi[0, 0]}(q'[0, 0])$ through the concatenated output symbols $\psi^1 \dots \psi^n$, and also $Proj(\psi^1 \dots \psi^n) \neq \epsilon$.

$$\begin{aligned} f(s, \psi_{proj}[a, a]) &:= Ext^{\epsilon[0]}(\{q''[0, 0] \\ &\mid q'[\bar{a}', 0] \in f'(s, \epsilon[a]), \\ &q'[0, 0] \xrightarrow{\psi_{proj}} q''[0, 0]\}). \end{aligned}$$

- 3) Check if there exist $\bar{q} = q[\bar{a}, \tilde{b}] \in s, q = (k, n)$, $\tilde{e} = (q, q', [\bar{a}, \tilde{b}], \tilde{r}) \in Feas(q), \tilde{e} \rightarrow \psi \in \Psi_v$, such that the anticipated interval for the observation of ψ , $[\max\{0, \tilde{a} - \tilde{b}\}, \tilde{b} - \bar{a}] \setminus \{0\}$, satisfies

$$([\max\{0, \tilde{a} - \tilde{b}\}, \tilde{b} - \bar{a}] \setminus \{0\}) \cap (0, Blank_{min}(s)) \neq \emptyset.$$

If so, define $\bar{\sigma}' := \psi[\max\{0, \tilde{a} - \tilde{b}\}, Blank_{min}(s)]$ for each \tilde{e} that meets the above conditions ($\langle a, b \rangle$ stands for $\langle a, b \rangle$ if $a = 0$, $[a, b]$ if $a > 0$).

Classify the obtained $\bar{\sigma}'$ according to distinct ψ . For each classification $[\bar{\sigma}']_{\psi} = \{\psi\langle a_1, b \rangle, \psi\langle a_2, b \rangle, \dots\}$, where $b = Blank_{min}(s)$, order the distinct a_i values increasingly and let the result be $a_{(1)} < \dots < a_{(m)}$.

Then add to $Feas_{lab}^{obs}(s)$ the transition labels $\{\psi\langle a_{(1)}, a_{(2)} \rangle, \dots, \psi\langle a_{(m-1)}, a_{(m)} \rangle, \psi\langle a_{(m)}, b \rangle\}$.

Obviously, when $m = 1$, there is only $\psi\langle a_{(1)}, b \rangle$; when $m > 1$, these labels are $\{\psi\langle a_{(1)}, a_{(2)} \rangle, \dots, \psi\langle a_{(m-1)}, a_{(m)} \rangle, \psi\langle a_{(m)}, b \rangle\}$.

The labels of the form $\psi\langle a, b \rangle$ are a variant of the previously mentioned type $\psi\langle a, b \rangle$. We use them to partition a long interval to short intervals, and make the basic observer a deterministic automaton.

For $\bar{\sigma} = \psi\langle a, b \rangle$ or $\psi\langle a, b \rangle$, $\psi \in \Psi_v$, define

$$\begin{aligned} f'(s, \bar{\sigma}) &:= \{q'[0, 0] \\ &\mid q[\bar{a}, \tilde{b}] \in s, \tilde{e} = (q, q', [\bar{a}, \tilde{b}], \tilde{r}) \\ &\tilde{e} \in Feas(q), \tilde{e} \rightarrow \psi, \\ &\tilde{b} - \bar{a} \geq b, \bar{a} - \tilde{b} \leq a\}. \\ f(s, \bar{\sigma}) &:= Ext^{\epsilon[0]}(f'(s, \bar{\sigma})). \end{aligned}$$

Add into $Feas_{lab}^{obs}(q)$ the label $\psi Proj(\psi^1 \dots \psi^n)\langle a, b \rangle$ (or $\psi Proj(\psi^1 \dots \psi^n)\langle a, b \rangle$) as long as there exist $\bar{\sigma} = \psi\langle a, b \rangle$ (or $\psi\langle a, b \rangle$), $q'[0, 0] \in f'(s, \bar{\sigma})$, $q''[0, 0] \in$

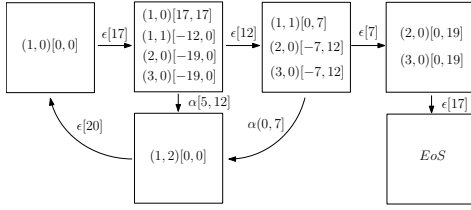


Fig. 4. Observer constructed for the timed abstraction in Fig. 2.

$Succ_{ext}^{\psi[0,0]}(q'[0,0])$ through the concatenated output symbols $\psi^1 \dots \psi^n$ and $Proj(\psi^1 \dots \psi^n) \neq \epsilon$.

$$f(s, \psi \psi_{proj}(a, b)) := Ext^{\epsilon[0]}(\{q''[0,0] \mid q'[0,0] \in f'(s, \psi(a, b)), q'[0,0] \xrightarrow{\psi_{proj}} q''[0,0]\});$$

similar for $\psi \psi_{proj}(a, b)$.

- 4) Include the transition labels $Feas_{lab}^{obs}(s)$ in $\bar{\Sigma}$.
- 5) If $s' := f(s, \bar{\sigma}) \notin S$, add the new state s' to S .
- 6) Repeat Steps 2-5 until no new states are created.

Consider the previous example, whose timed abstraction is shown in Fig. 2. The basic observer is built by steps below.

- 1) $s^0 := \{(1,0)[0,0]\}$.
- 2) $Blank_{min}(s^0) = 17$, $Feas_{lab}^{obs}(s^0) = \{\epsilon[17]\}$,
 $f'(s^0, \epsilon[17]) = \{(1,1)[-12,0]\}$,
 $f(s^0, \epsilon[17]) = \{(1,0)[17,17]\} \cup Ext^{\epsilon[0]}(f'(s^0, \epsilon[17]))$,
 $s^1 := \{(1,0)[17,17], (1,1)[-12,0], (2,0)[-19,0], (3,0)[-19,0]\}$.
- 3) $Blank_{min}(s^1) = \min\{12, 19, 55, 55\} = 12$,
 $Feas_{lab}^{obs}(s^1) = \{\epsilon[12], \alpha[5,12]\}$,
 $f(s^1, \epsilon[12]) = \{(1,1)[0,7], (2,0)[-7,0], (3,0)[-7,0]\}$.
 $s^2 := \{(1,1)[0,7], (2,0)[-7,0], (3,0)[-7,0]\}$.
 $f(s^1, \alpha[5,12]) = \{(1,2)[0,0]\}$.
 $s^3 := \{(1,2)[0,0]\}$.
- 4) $Blank_{min}(s^2) = \min\{7, 43, 43\} = 9$,
 $Feas_{lab}^{obs}(s^2) = \{\epsilon[7], \alpha[0,7]\}$,
 $f(s^2, \epsilon[7]) = \{(2,0)[0,7], (3,0)[0,7]\}$.
 $s^4 := \{(2,0)[0,7], (3,0)[0,7]\}$.
 $f(s^2, \alpha[0,7]) = \{(1,2)[0,0]\} = s^3$.
- 5) $Blank_{min}(s^4) = \min\{29, 29\} = 29$,
 $Feas_{lab}^{obs}(s^4) = \{\epsilon[29]\}$,
 $f(s^4, \epsilon[29]) = \{(3,0)[0,36], (2,0)[3,36]\}$.
 $s^5 := \{(3,0)[0,36], (2,0)[3,36]\}$.

The basic observer of the example is shown in Fig. 4. The basic observer is constructed as a deterministic finite automaton driven by an external timer and output symbols observed from H .

In summary, given a trajectory simulated from an initial state, the possible discrete state (current location) can be estimated at any time by an observer for any trajectory initiated from a neighborhood around the simulated initial state. There are two notions of time, one is the **external time** that can be read from an external timer and is reset to zero every time the constructed observer updates its states, the other one is the **clock time** that is associated with each trajectory

which is reset to zero every time the trajectory enters a new location. **In this paper, we use t to denote the external time and τ to denote the clock time.** As different trajectories may reach the guards or leave an invariant set at different times, the clock time that is associated with each trajectory has temporal uncertainties. As the clock time is reset to zero when the trajectory enters a new location, the clock time is also associated with each location the trajectory enters. It can be seen that τ in $\xi_{\ell_k^m}(\tau, x_{\ell_k^m}^0)$ is the clock time associated with location ℓ_k^m (the location corresponding to the m th segment of the k th trajectory ρ_k). We denote s as the set of possible observer states at the current time. At the external time t , we denote $(k, m)[\bar{a}, \bar{b}] \in s$ if ℓ_k^m is possible as the current location and the clock time τ in location ℓ_k^m has temporal uncertainty $\tau \in [t + \bar{a}, t + \bar{b}]$. For example, if the observer state $s^1 = \{(1,0)[17,17], (1,1)[-12,0], (2,0)[-19,0], (3,0)[-19,0]\}$, $s^2 = \{(1,1)[0,7], (2,0)[-7,12], (3,0)[-7,12]\}$, and the observer state update is $s^1 \xrightarrow{\epsilon[12]} s^2$ (here $\epsilon[12]$ means no event is observed for 12 time units), then at external time $t \in [0, 12)$, the state could be in location ℓ_0^1 , ℓ_1^1 , ℓ_2^0 or ℓ_3^0 , the clock time τ_0^1 for location ℓ_0^1 has no temporal uncertainty $\tau_0^1 = t + 17$, the clock time τ_1^1 for location ℓ_1^1 has temporal uncertainty $\tau_1^1 \in [t - 12, t]$, etc. The external time t is reset to 0 when s^1 is updated by s^2 and at the new external time t , the state could be in location ℓ_1^1 , ℓ_2^0 or ℓ_3^0 , the clock time τ_1^1 for location ℓ_1^1 has temporal uncertainty $\tau_1^1 \in [t, t + 7]$, the clock time τ_2^0 for location ℓ_2^0 has temporal uncertainty $\tau_2^0 \in [t - 7, t + 12]$, etc. **To summarize, after the basic observer is constructed, the external time t has no temporal uncertainties, while the clock time τ has temporal uncertainties.**

Note that when $(k, m)[\bar{a}, \bar{b}]$ is negative, it actually represents “latent” states that are currently in other locations. For example, $(2,0)[-7,12]$ means at the external time t ($t < 7$), the hybrid system state may have already been at location ℓ_2^0 for τ time units (τ is the positive clock time in location ℓ_2^0 , $\tau \in [0, t]$), but may also be at location ℓ_1^1 and will enter location ℓ_2^0 at the next $(-\tau)$ time unit (τ is the “virtual” negative clock time in location ℓ_2^0 , $\tau \in [t - 7, 0]$). To account for the negative times, we allow τ in the notation $\xi_{\ell_k^m}(\tau, x_{\ell_k^m}^0)$ to be negative to represent the “virtual” negative clock time when the state is not in location ℓ_k^m at the current time but will enter location ℓ_k^m at a future time $(-\tau)$.

Definition 8. The time-robust tube segment at external time t corresponding to location ℓ_k^m and an interval $[t + \bar{a}, t + \bar{b}]$, denoted as $R_{tube}(k, m, [t + \bar{a}, t + \bar{b}])$, is defined as follows:

$$R_{tube}(k, m, [t + \bar{a}, t + \bar{b}]) = \{(\tau, \hat{\xi}_{\ell_k^m}(\tau, \tilde{x}_{\ell_k^m}^0)) \mid \tau \in [t + \bar{a}, t + \bar{b}], \xi_{\ell_k^m}(\tau, \tilde{x}_{\ell_k^m}^0) \in B_{\ell_k^m}(\gamma_{\ell_k^m}, \xi_{\ell_k^m}(\tau, x_{\ell_k^m}^0)) \text{ if } \tau \geq 0\},$$

As $B_{\ell_k^m}(\gamma_{\ell_k^m}, \xi_{\ell_k^m}(\tau, x_{\ell_k^m}^0))$ is obtained through the robust neighborhood approach, the time-robust tube segment can be also expressed as

$$R_{tube}(k, m, [t + \bar{a}, t + \bar{b}]) := \{(\tau, \hat{\xi}_{\ell_k^m}(\tau, \tilde{x}_{\ell_k^m}^0)) \mid \tau \in [t + \bar{a}, t + \bar{b}], \tilde{x}_{\ell_k^m}^0 \in B_{\ell_k^m}(\gamma_{\ell_k^m}, x_{\ell_k^m}^0)\},$$

Proposition 2. *Let H be a hybrid automaton, and O be the constructed basic observer. Given that the current state of O is s , and the external time is t , then the clock time and the state of \mathcal{H} should be in $\{(\tau_k^m, \ell_k^m, x) | (\tau_k^m, x) \in R_{tube}(k, m, [t + \bar{a}, t + \bar{b}]), (k, m)[\bar{a}, \bar{b}] \in s\}$.*

Proof: Directly follow from construction of O . ■

IV. ROBUST TEMPORAL LOGIC INFERENCE FOR CLASSIFICATION WITH SPATIAL AND TEMPORAL UNCERTAINTIES

In this section, we present the robust temporal logic inference framework for classification that accounts for both spatial and temporal uncertainties. We first review the metric temporal logic (MTL) [42].

The continuous state of the system we are studying is described by a set of n variables that can be written as a vector $x = \{x_1, x_2, \dots, x_n\}$. The domain of x is denoted by \mathcal{X} . A set $AP = \{\mu_1, \mu_2, \dots, \mu_q\}$ is a set of atomic propositions, each mapping \mathcal{X} to \mathbb{B} . The syntax of MTL is defined recursively as follows:

$$\phi := \top \mid \mu \mid \neg\phi \mid \phi_1 \wedge \phi_2 \mid \phi_1 \vee \phi_2 \mid \phi_1 \mathcal{U}_I \phi_2$$

where \top stands for the Boolean constant True, \neg (negation), \wedge (conjunction), \vee (disjunction) are standard Boolean connectives, \mathcal{U} is a temporal operator representing "until", and I is an interval of the form $I = (i_1, i_2), [i_1, i_2], [i_1, i_2]$ or $[i_1, i_2]$, $i_1, i_2 \geq 0$. We can also derive two useful temporal operators from "until" (\mathcal{U}), which are "eventually" $\diamond_I \phi = \top \mathcal{U}_I \phi$ and "always" $\square_I \phi = \neg \diamond_I \neg \phi$.

For a set $S \subseteq \mathcal{X}$, we define the signed distance from x to S as

$$\text{Dist}_d(x, S) \triangleq \begin{cases} -\inf\{d(x, y) | y \in cl(S)\}, & \text{if } x \notin S, \\ \inf\{d(x, y) | y \in \mathcal{X} \setminus S\}, & \text{if } x \in S. \end{cases} \quad (12)$$

where d is a metric on \mathcal{X} and $cl(S)$ denotes the closure of the set S . In this paper, we use the metric $d(x, y) = \|x - y\|$, where $\|\cdot\|$ denotes the 2-norm.

The robustness degree of a MTL formula ϕ with respect to a trajectory $\xi_\ell(\tau, x_\ell^0)$ at time τ is denoted as $r(\xi_\ell(\tau, x_\ell^0), \phi)$:

$$\begin{aligned} r(\xi_\ell(\tau, x_\ell^0), \top) &:= \infty, \\ r(\xi_\ell(\tau, x_\ell^0), \mu) &:= \text{Dist}_d(\xi_\ell(\tau, x_\ell^0), \mathcal{O}(\mu)), \\ r(\xi_\ell(\tau, x_\ell^0), \neg\phi) &:= -r(\xi_\ell(\tau, x_\ell^0), \phi), \\ r(\xi_\ell(\tau, x_\ell^0), \phi_1 \wedge \phi_2) &:= \min\{r(\xi_\ell(\tau, x_\ell^0), \phi_1), r(\xi_\ell(\tau, x_\ell^0), \phi_2)\}, \\ r(\xi_\ell(\tau, x_\ell^0), \phi_1 \mathcal{U}_I \phi_2) &:= \max_{\tau' \in \tau + I} \min\{r(\xi_\ell(\tau', x_\ell^0), \phi_2), \\ &\quad \min_{\tau'' \in [\tau, \tau']} r(\xi_\ell(\tau'', x_\ell^0), \phi_1)\}. \end{aligned}$$

We denote all the functions (trajectories) mapping from $\mathbb{T} = \mathbb{R}$ to \mathbb{X} as $\mathbb{X}^{\mathbb{T}}$ and denote all the functions (trajectories) mapping from \mathbb{T}_H to \mathbb{X} as $\mathbb{X}^{\mathbb{T}_H}$, where $\mathbb{T}_H \triangleq [0, H]$.

Definition 9. *For a set-valued mapping $\Pi_H : \mathbb{X}^{\mathbb{T}_H} \rightarrow \mathbb{X}^{\mathbb{T}}$, and $\hat{\xi}_\ell(\tau, x_\ell^0)$ is defined as the extended trajectory of a trajectory segment $\xi_\ell(\tau, x_\ell^0)$, denoted as $\hat{\xi}_\ell(\cdot, x_\ell^0) = \Pi_H(\xi_\ell(\cdot, x_\ell^0))$, if*

$$\hat{\xi}_\ell(\tau, x_\ell^0) = \xi_\ell(\tau, x_\ell^0), \forall \tau \geq 0. \quad (13)$$

Next, we introduce the Boolean semantics of an MTL suffix in the strong and the weak view, which are modified from the literature of temporal logic model checking and monitoring [43]. In the following, $\hat{\xi}_{\ell^m}(\tau, x_{\ell^m}^0) \models_S \phi$ (resp. $\hat{\xi}_{\ell^m}(\tau, x_{\ell^m}^0) \models_W \phi$) means the extended trajectory $\hat{\xi}_{\ell^m}(\tau, x_{\ell^m}^0)$ strongly (resp. weakly) satisfies ϕ at time t , $\hat{\xi}_{\ell^m}(\tau, x_{\ell^m}^0) \not\models_S \phi$ (resp. $\hat{\xi}_{\ell^m}(\tau, x_{\ell^m}^0) \not\models_W \phi$) means the extended trajectory $\hat{\xi}_{\ell^m}(\tau, x_{\ell^m}^0)$ fails to strongly (resp. weakly) satisfy ϕ at time t .

Definition 10. *The Boolean semantics of the (F,G)-fragment MTL for the extended trajectories in the strong view is defined recursively as follows:*

$$\begin{aligned} \hat{\xi}_{\ell^m}(\tau, x_{\ell^m}^0) \models_S \mu &\text{ iff } \tau \geq 0 \text{ and } \text{Dist}_d(\xi_{\ell^m}(\tau, x_{\ell^m}^0), \mathcal{O}(\mu)) > 0, \\ \hat{\xi}_{\ell^m}(\tau, x_{\ell^m}^0) \models_S \neg\phi &\text{ iff } \hat{\xi}_{\ell^m}(\tau, x_{\ell^m}^0) \not\models_W \phi, \\ \hat{\xi}_{\ell^m}(\tau, x_{\ell^m}^0) \models_S \phi_1 \wedge \phi_2 &\text{ iff } \hat{\xi}_{\ell^m}(\tau, x_{\ell^m}^0) \models_S \phi_1 \text{ and } \\ &\hat{\xi}_{\ell^m}(\tau, x_{\ell^m}^0) \models_S \phi_2, \\ \hat{\xi}_{\ell^m}(\tau, x_{\ell^m}^0) \models_S \phi_1 \vee \phi_2 &\text{ iff } \hat{\xi}_{\ell^m}(\tau, x_{\ell^m}^0) \models_S \phi_1 \text{ or } \\ &\hat{\xi}_{\ell^m}(\tau, x_{\ell^m}^0) \models_S \phi_2, \\ \hat{\xi}_{\ell^m}(\tau, x_{\ell^m}^0) \models_S F_{[\tau_1, \tau_2]} \phi &\text{ iff } \exists \tau' \in [\tau + \tau_1, \tau + \tau_2), \\ &\text{s.t. } \hat{\xi}_{\ell^m}(\tau', x_{\ell^m}^0) \models_S \phi, \\ \hat{\xi}_{\ell^m}(\tau, x_{\ell^m}^0) \models_S G_{[\tau_1, \tau_2]} \phi &\text{ iff } \hat{\xi}_{\ell^m}(\tau', x_{\ell^m}^0) \models_S \phi, \\ &\forall \tau' \in [\tau + \tau_1, \tau + \tau_2). \end{aligned}$$

Definition 11. *The Boolean semantics of the (F,G)-fragment MTL for the extended trajectories in the weak view is defined recursively as follows:*

$$\begin{aligned} \hat{\xi}_{\ell^m}(\tau, x_{\ell^m}^0) \models_W \mu &\text{ iff either of the following holds :} \\ &1) \tau \geq 0 \text{ and } \text{Dist}_d(\xi_{\ell^m}(\tau, x_{\ell^m}^0), \mathcal{O}(\mu)) > 0; \\ &2) \tau < 0, \\ \hat{\xi}_{\ell^m}(\tau, x_{\ell^m}^0) \models_W \neg\phi &\text{ iff } \hat{\xi}_{\ell^m}(\tau, x_{\ell^m}^0) \not\models_S \phi, \\ \hat{\xi}_{\ell^m}(\tau, x_{\ell^m}^0) \models_W \phi_1 \wedge \phi_2 &\text{ iff } \hat{\xi}_{\ell^m}(\tau, x_{\ell^m}^0) \models_W \phi_1 \text{ and } \\ &\hat{\xi}_{\ell^m}(\tau, x_{\ell^m}^0) \models_W \phi_2, \\ \hat{\xi}_{\ell^m}(\tau, x_{\ell^m}^0) \models_W \phi_1 \vee \phi_2 &\text{ iff } \hat{\xi}_{\ell^m}(\tau, x_{\ell^m}^0) \models_W \phi_1 \text{ or } \\ &\hat{\xi}_{\ell^m}(\tau, x_{\ell^m}^0) \models_W \phi_2, \\ \hat{\xi}_{\ell^m}(\tau, x_{\ell^m}^0) \models_W F_{[\tau_1, \tau_2]} \phi &\text{ iff } \exists \tau' \in [\tau + \tau_1, \tau + \tau_2), \\ &\text{s.t. } \hat{\xi}_{\ell^m}(\tau', x_{\ell^m}^0) \models_W \phi, \\ \hat{\xi}_{\ell^m}(\tau, x_{\ell^m}^0) \models_W G_{[\tau_1, \tau_2]} \phi &\text{ iff } \hat{\xi}_{\ell^m}(\tau', x_{\ell^m}^0) \models_W \phi, \\ &\forall \tau' \in [\tau + \tau_1, \tau + \tau_2). \end{aligned}$$

We denote $\hat{r}_S(\hat{\xi}_{\ell^m}(\tau, x_{\ell^m}^0), \phi)$ and $\hat{r}_W(\hat{\xi}_{\ell^m}(\tau, x_{\ell^m}^0), \phi)$ as the extended robustness degree of an extended trajectory $\hat{\xi}_{\ell^m}(\tau, x_{\ell^m}^0)$ with respect to an MTL formula ϕ evaluated at a certain external time corresponding to the clock time τ for

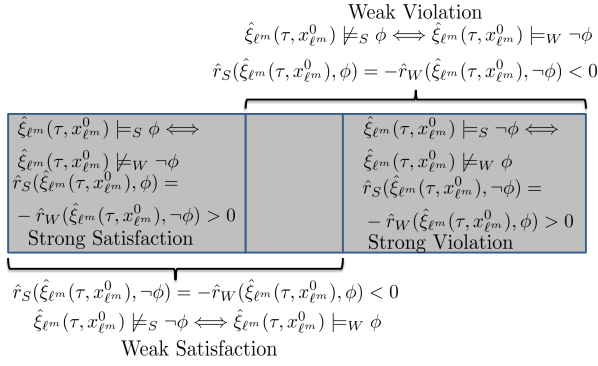


Fig. 5. Venn diagram of strong (weak) satisfaction and strong (weak) violation.

the i th trajectory (τ can be positive or negative) in the strong and the weak view, respectively. $\hat{r}_S(\hat{\xi}_{\ell^m}(\tau, x_{\ell^m}^0), \phi)$ can be calculated recursively via the following extended quantitative semantics:

$$\begin{aligned} \hat{r}_S(\hat{\xi}_{\ell^m}(\tau, x_{\ell^m}^0), \mu) &= \begin{cases} r(\xi_{\ell^m}(\tau, x_{\ell^m}^0), \mu), & \text{if } \tau \geq 0, \\ -\infty, & \text{if } \tau < 0, \end{cases} \\ \hat{r}_S(\hat{\xi}_{\ell^m}(\tau, x_{\ell^m}^0), \neg\phi) &= -\hat{r}_W(\hat{\xi}_{\ell^m}(\tau, x_{\ell^m}^0), \phi), \\ \hat{r}_S(\hat{\xi}_{\ell^m}(\tau, x_{\ell^m}^0), \phi_1 \wedge \phi_2) &= \min(\hat{r}_S(\hat{\xi}_{\ell^m}(\tau, x_{\ell^m}^0), \phi_1), \\ &\quad \hat{r}_S(\hat{\xi}_{\ell^m}(\tau, x_{\ell^m}^0), \phi_2)), \\ \hat{r}_S(\hat{\xi}_{\ell^m}(\tau, x_{\ell^m}^0), F_I\phi) &:= \max_{\tau' \in (\tau+I)} \hat{r}_S(\hat{\xi}_{\ell^m}(\tau', x_{\ell^m}^0), \phi), \\ \hat{r}_S(\hat{\xi}_{\ell^m}(\tau, x_{\ell^m}^0), G_I\phi) &:= \min_{\tau' \in (\tau+I)} \hat{r}_S(\hat{\xi}_{\ell^m}(\tau', x_{\ell^m}^0), \phi). \end{aligned} \quad (14)$$

$\hat{r}_W(\hat{\xi}_{\ell^m}(\tau, x_{\ell^m}^0), \phi)$ can be calculated recursively via the following extended quantitative semantics:

$$\begin{aligned} \hat{r}_W(\hat{\xi}_{\ell^m}(\tau, x_{\ell^m}^0), \mu) &= \begin{cases} r(\xi_{\ell^m}(\tau, x_{\ell^m}^0), \mu), & \text{if } \tau \geq 0, \\ \infty, & \text{if } \tau < 0, \end{cases} \\ \hat{r}_W(\hat{\xi}_{\ell^m}(\tau, x_{\ell^m}^0), \neg\phi) &= -\hat{r}_S(\hat{\xi}_{\ell^m}(\tau, x_{\ell^m}^0), \phi), \\ \hat{r}_W(\hat{\xi}_{\ell^m}(\tau, x_{\ell^m}^0), \phi_1 \wedge \phi_2) &= \min(\hat{r}_W(\hat{\xi}_{\ell^m}(\tau, x_{\ell^m}^0), \phi_1), \\ &\quad \hat{r}_W(\hat{\xi}_{\ell^m}(\tau, x_{\ell^m}^0), \phi_2)), \\ \hat{r}_W(\hat{\xi}_{\ell^m}(\tau, x_{\ell^m}^0), F_I\phi) &:= \max_{\tau' \in (\tau+I)} \hat{r}_W(\hat{\xi}_{\ell^m}(\tau', x_{\ell^m}^0), \phi), \\ \hat{r}_W(\hat{\xi}_{\ell^m}(\tau, x_{\ell^m}^0), G_I\phi) &:= \min_{\tau' \in (\tau+I)} \hat{r}_W(\hat{\xi}_{\ell^m}(\tau', x_{\ell^m}^0), \phi). \end{aligned} \quad (15)$$

Definition 12. Given a labeled set of extended trajectories $\{(\hat{\xi}_{\ell_i^{m_i}}(\tau_i, x_{\ell_i^{m_i}}^0), c_i)\}_{i=1}^N$ from a hybrid system \mathcal{H} , $c_i = 1$ represents desired behavior and $c_i = -1$ represents undesired behavior; an MTL formula ϕ evaluated at external time t (corresponding to clock time τ_i for the i th trajectory, each

τ_i can be positive or negative) perfectly classifies the desired behaviors (trajectory segments) and undesired behaviors (trajectory segments) if the following condition is satisfied:

$\hat{\xi}_{\ell_i^{m_i}}(\tau_i, x_{\ell_i^{m_i}}^0) \models_W \phi$, if $c_i = 1$; $\hat{\xi}_{\ell_i^{m_i}}(\tau_i, x_{\ell_i^{m_i}}^0) \models_W \neg\phi$, if $c_i = -1$.

Problem 1. Given a labeled set of time-robust tube segments $\hat{S} = \{(R_{tube}(k_i, m_i, [t + \bar{a}_i, t + \bar{b}_i]), c_i)\}_{i=1}^N$ from a hybrid system \mathcal{H} , find an MTL formula ϕ such that ϕ evaluated at external time t (corresponding to different clock times for different trajectory segments) perfectly classifies the desired behaviors (trajectory segments) and undesired behaviors (trajectory segments) in \hat{S} , i.e. for any $(\tau_i, \hat{\xi}_{\ell_i^{m_i}}(\tau_i, \tilde{x}_{\ell_i^{m_i}}^0)) \in R_{tube}(k_i, m_i, [t + \bar{a}_i, t + \bar{b}_i])$, $\hat{r}_W(\hat{\xi}_{\ell_i^{m_i}}(\tau_i, \tilde{x}_{\ell_i^{m_i}}^0), \phi) > 0$, if $c_i = 1$; $\hat{r}_W(\hat{\xi}_{\ell_i^{m_i}}(\tau_i, \tilde{x}_{\ell_i^{m_i}}^0), \neg\phi) > 0$, if $c_i = -1$.

If for each location ℓ , the continuous dynamics is affine and stable, then there exists a quadratic autobisimulation function $\Phi_\ell(\xi_\ell(\tau, x_\ell^0), \xi_\ell(\tau, x)) = [(\xi_\ell(\tau, x_\ell^0) - \xi_\ell(\tau, x))^T M_\ell (\xi_\ell(\tau, x_\ell^0) - \xi_\ell(\tau, x))]^{\frac{1}{2}}$, where M_ℓ is positive definite. To solve problem 1, we first give the following three propositions:

Proposition 3. For any MTL formula ϕ and $\gamma_\ell > 0$, if $\Phi_\ell(\xi_\ell(\tau, \tilde{x}_\ell^0), \xi_\ell(\tau, x_\ell^0)) = [(\xi_\ell(\tau, x_\ell^0) - \xi_\ell(\tau, \tilde{x}_\ell^0))^T M_\ell (\xi_\ell(\tau, x_\ell^0) - \xi_\ell(\tau, \tilde{x}_\ell^0))]^{\frac{1}{2}} < \gamma_\ell$ for any $\tau \geq 0$, then for any τ (here τ can be positive or negative), we have

$$\begin{aligned} \hat{r}_S(\hat{\xi}_\ell(\tau, x_\ell^0), \phi) - \hat{\gamma}_\ell &\leq \hat{r}_S(\hat{\xi}_\ell(\tau, \tilde{x}_\ell^0), \phi) \\ &\leq \hat{r}_S(\hat{\xi}_\ell(\tau, x_\ell^0), \phi) + \hat{\gamma}_\ell, \\ \hat{r}_W(\hat{\xi}_\ell(\tau, x_\ell^0), \phi) - \hat{\gamma}_\ell &\leq \hat{r}_W(\hat{\xi}_\ell(\tau, \tilde{x}_\ell^0), \phi) \\ &\leq \hat{r}_W(\hat{\xi}_\ell(\tau, x_\ell^0), \phi) + \hat{\gamma}_\ell, \end{aligned} \quad (16)$$

where c is a classification label, $\hat{\gamma}_\ell = \gamma_\ell \|M_\ell^{-\frac{1}{2}}\|$.

Proof: See Appendix. ■

Proposition 4. For any MTL formula ϕ that only contains one variable x_j ($j = 1, 2, \dots, n$) and $\gamma_\ell > 0$, if $\Phi_\ell(\xi_\ell(\tau, \tilde{x}_\ell^0), \xi_\ell(\tau, x_\ell^0)) = [(\xi_\ell(\tau, x_\ell^0) - \xi_\ell(\tau, \tilde{x}_\ell^0))^T M_\ell (\xi_\ell(\tau, x_\ell^0) - \xi_\ell(\tau, \tilde{x}_\ell^0))]^{\frac{1}{2}} < \gamma_\ell$ for any $\tau \geq 0$, and if there exists $z_{\ell,j} > 0$ such that $z_{\ell,j}^2 e_j^T e_j \preceq M_\ell$, then for any τ (here τ can be positive or negative), we have

$$\begin{aligned} \hat{r}_S(\hat{\xi}_\ell(\tau, x_\ell^0), \phi) - \tilde{\gamma}_{\ell,j} &\leq \hat{r}_S(\hat{\xi}_\ell(\tau, \tilde{x}_\ell^0), \phi) \leq \\ &\hat{r}_S(\hat{\xi}_\ell(\tau, x_\ell^0), \phi) + \tilde{\gamma}_{\ell,j}, \\ \hat{r}_W(\hat{\xi}_\ell(\tau, x_\ell^0), \phi) - \tilde{\gamma}_{\ell,j} &\leq \hat{r}_W(\hat{\xi}_\ell(\tau, \tilde{x}_\ell^0), \phi) \leq \\ &\hat{r}_W(\hat{\xi}_\ell(\tau, x_\ell^0), \phi) + \tilde{\gamma}_{\ell,j}, \end{aligned} \quad (17)$$

where c is the classification label, $\tilde{\gamma}_{\ell,j} = \gamma_\ell / z_{\ell,j}$.

Proof: See Appendix. ■

Remark 1. Proposition 4 provides a possibly tighter bound $\tilde{\gamma}_{\ell,j}$ than $\hat{\gamma}_\ell$ when the MTL formula ϕ only contains one variable x_j , which applies to the case of smart building

occupancy detection in Section V where fewer numbers of applied sensors (corresponding to the number of variables that are contained in ϕ) are preferred.

Proposition 5. *Given the settings of Problem 1, an MTL formula ϕ evaluated at external time t perfectly classifies the desired behaviors and undesired behaviors in \tilde{S} if the following condition is satisfied:*

$MG(k_i, m_i, \bar{a}_i, \bar{b}_i, \phi, c_i) > 0$, if $c_i = 1$; $MG(k_i, m_i, \bar{a}_i, \bar{b}_i, \phi, c_i) < 0$, if $c_i = -1$, where $MG(\cdot)$ is a margin function defined as follows:

$$\begin{aligned} MG(k, m, \bar{a}, \bar{b}, \phi, 1) &= \min_{\tau \in t + [\bar{a}, \bar{b}]} \hat{r}_W(\hat{\xi}_{\ell_k^m}(\tau, x_{\ell_k^m}^0), \phi) - \hat{\gamma}_{\ell_k^m}, \\ MG(k, m, \bar{a}, \bar{b}, \phi, -1) &= \min_{\tau \in t + [\bar{a}, \bar{b}]} \hat{r}_W(\hat{\xi}_{\ell_k^m}(\tau, x_{\ell_k^m}^0), \neg\phi) - \hat{\gamma}_{\ell_k^m}, \end{aligned} \quad (18)$$

where $\hat{\gamma}_{\ell_k^m} = \gamma_{\ell_k^m} \left\| M_{\ell_k^m}^{-\frac{1}{2}} \right\|$.

Proof: See Appendix. ■

According to Proposition 5, we can solve Problem 1 by minimizing the following cost function:

$$\begin{aligned} J(\tilde{S}, \phi) &= \sum_{c_i=1} G(k_i, m_i, \bar{a}_i, \bar{b}_i, \phi, c_i) + \\ &\quad \sum_{c_i=-1} G(k_i, m_i, \bar{a}_i, \bar{b}_i, \neg\phi, c_i), \end{aligned} \quad (19)$$

where $G(\cdot)$ is defined as follows:

$$G(k, m, \bar{a}, \bar{b}, \phi, c) = \begin{cases} 0, & \text{if } MG(k, m, \bar{a}, \bar{b}, \phi, c) > 0, \\ \zeta, & \text{otherwise,} \end{cases}$$

where the margin function $MG(\cdot)$ is defined in (18), ζ is a positive constant, the external time t is usually set to be 0. When the MTL formula ϕ only contains one variable x_j , $\hat{\gamma}_{\ell}$ can be replaced by $\hat{\gamma}_{\ell, j}$ in (20).

The core of the classification process is a non-convex optimization problem for finding the structure and the parameters that describe the MTL formula ϕ , which can be solved through Particle Swarm Optimization [44]. The search starts from a basis of candidate formulae in the form of $\square_{[\tau_1, \tau_2]}\pi$ or $\diamond_{[\tau_1, \tau_2]}\pi$ and adding Boolean connectives until a satisfactory formula is found.

Once the optimization procedure obtains an optimal formula ϕ , we can use the obtained ϕ to refine the basic observer constructed as in [37]. The refinement procedure is to shrink the observer's state (i.e., the state estimate for \mathcal{H}) and the subsequent transitions based on satisfaction or violation of a MTL formula. For a given ϕ , we can shrink the observer state as soon as ϕ is satisfied or violated, while not resetting the timer. Then the subsequent states and transitions can be modeled in the same way as the basic observer as constructed in [37].

V. IMPLEMENTATION

In this section, we implement our occupancy detection method to distinguish between two cases in the simulation

model of a smart building testbed [45]: (i) one person enters an empty room after the door opens; (ii) two people enter an empty room after the door opens. We assume that we can observe the event when the door opens. The air conditioning is programmed to increase the mass flow rate of the cooling air when the temperature reaches certain thresholds (e.g. 290.6K, 290.7K). The system is modeled as a hybrid system \mathcal{H} with 6 locations, as shown in Fig. 6. The state $x = [T, w, \dot{W}_{\text{gen}}, \dot{Q}_{\text{gen}}]$ represents the temperature and humidity ratio of the room, humidity and heat generation rate within the room (i.e. from the humans) respectively (we choose the units of \dot{W}_{gen} and \dot{Q}_{gen} to be W and mg/s, respectively). \dot{W}_{gen} and \dot{Q}_{gen} are added as two pseudo-states to account for the variations of the humidity and heat generation rates by different people [46]. The continuous dynamics in the 6 locations are given as follows:

For location ℓ^0 (room unoccupied):

$$\begin{cases} C\dot{x}_1 = \dot{m}_{\ell^0} C_p (T_s - x_1) + \beta G(x_2 - w_\infty) - K(x_1 - T_\infty); \\ M\dot{x}_2 = \dot{m}(w_s - x_2) - G(x_2 - w_\infty); \\ \dot{x}_3 = 0; \dot{x}_4 = 0. \end{cases}$$

For the other 5 locations ℓ_k^m ($\ell_1^1, \ell_1^2, \ell_2^1, \ell_2^2, \ell_2^3$, room occupied with one or two people):

$$\begin{cases} C\dot{x}_1 = \dot{m}_{\ell_k^m} C_p (T_s - x_1) + \beta G(x_2 - w_\infty) - K(x_1 - T_\infty) \\ \quad + x_4 - 10^{-6} \beta x_3; \\ M\dot{x}_2 = \dot{m}_{\ell_k^m} (w_s - x_2) - G(x_2 - w_\infty) + x_3; \\ \dot{x}_3 = 0; \dot{x}_4 = 0. \end{cases}$$

where $\dot{m}_{\ell_k^m}$ is the mass flow rate of the air conditioning in location ℓ_k^m (we set $\dot{m}_{\ell^0} = \dot{m}_{\ell_1^1} = \dot{m}_{\ell_1^2} = 0.5\text{Kg/s}$, $\dot{m}_{\ell_2^1} = \dot{m}_{\ell_2^2} = 0.6\text{Kg/s}$, $\dot{m}_{\ell_2^3} = 0.8\text{Kg/s}$), C is the thermal capacitance of the room, M is mass of air in the room, G is the mass transfer conductance between the room and the ambient, w_s, T_s are the supply air humidity ratio and temperature respectively, w_∞, T_∞ are the ambient humidity ratio and temperature respectively, C_p is specific heat of air at constant pressure, β is latent heat of vaporization of water, K is the wall thermal conductance.

We set $T_\infty = 303\text{K}$ (29.85°C), $T_s = 290\text{K}$ (16.85°C), $w_\infty = 0.0105$, $w_s = 0.01$. As shown in Fig. 7, as human can generate both heat and moisture, the room temperature and humidity ratio will increase towards the new equilibrium after people enter the room. As the mass flow rate of the air conditioning may change in different locations, when two people enter the empty room, the temperature first increases to 290.7K, then starts to decrease as the mass flow rate is increased to 0.8Kg/s. It can be seen that the steady state values of the temperatures in the two cases are almost the same, therefore a temporal logic formula is needed to distinguish their temporal patterns in the transient period.

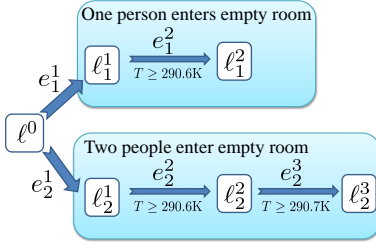


Fig. 6. Locations of hybrid system \mathcal{H} for the smart building model describing the series of events of the two cases.

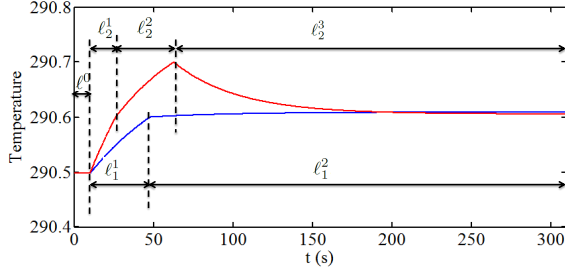


Fig. 7. The temperature state of the two simulated trajectories (blue represents the trajectory when one person enters the empty room, red represents the trajectory when two people enter the empty room) and the corresponding locations.

The invariant sets are

$$\begin{aligned} \text{Inv}(\ell^0) &= \mathbb{R}^4, \\ \text{Inv}(\ell_1^1) &= \text{Inv}(\ell_2^1) = \{x \mid 290.4 \leq x_2 \leq 290.6\}, \\ \text{Inv}(\ell_1^2) &= \text{Inv}(\ell_2^2) = \{x \mid 290.5 \leq x_2 \leq 290.7\}, \\ \text{Inv}(\ell_3^2) &= \{x \mid 290.6 \leq x_2 \leq 290.8\}. \end{aligned}$$

The events are modeled as follows:

- $e_1^1 = (\ell^0, \ell_1^1, g_1^1, r_1^1)$, where $g_1^1 = \mathbb{R}^4$, $r_1^1(x) = x + [0, 0, 80, 300]$;

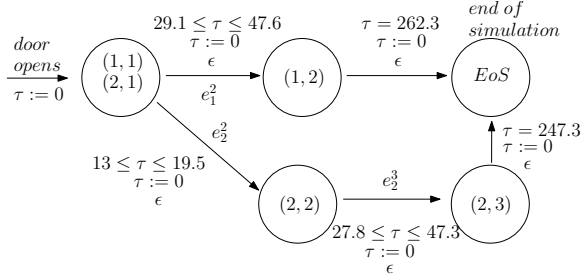


Fig. 8. A timed abstraction of the hybrid automaton \mathcal{H} . τ is the clock time that is associated with each trajectory which is reset to zero every time the trajectory enters a new location. For instance, the transition from (1, 1) to (1, 2) means that any trajectory of \mathcal{H} initiated from $B_{\ell_1^1}(\gamma_{\ell_1^1}, x_{\ell_1^1}^0)$ will reach $B_{\ell_1^2}(\gamma_{\ell_1^2}, x_{\ell_1^2}^0)$ within 29.1 to 47.6 time units by triggering an unobservable event.

- $e_2^1 = (\ell^0, \ell_2^1, g_2^1, r_2^1)$, where $g_2^1 = \mathbb{R}^4$, $r_2^1(x) = x + [0, 0, 160, 600]$;
- $e_1^2 = (\ell_1^1, \ell_1^2, g_1^2, r_1^2) = e_2^2 = (\ell_2^1, \ell_2^2, g_2^2, r_2^2)$, where $g_1^2 = g_2^2 = \{x \mid x_2 = 290.6\}$, $r_1^2(x) = r_2^2(x) = x$;
- $e_2^3 = (\ell_2^2, \ell_3^2, g_2^3, r_2^3)$, where $g_2^3 = \{x \mid x_2 = 290.7\}$, $r_2^3(x) = x$.

The events e_1^1 and e_2^1 are non-deterministic, i.e. the events can happen anywhere in $\text{Inv}(\ell^0)$; the events e_1^2 , e_2^2 and e_2^3 are deterministic, i.e. the events are forced to occur whenever the states leave the invariant sets (reach the guards). The output symbols of events e_1^1 and e_2^1 are observable (door opening) while the output symbols of events e_1^2 , e_2^2 and e_2^3 are unobservable.

The reset initial state at location ℓ_1^1 lies in the following set:

$$\mathcal{L}_1^1 \times \mathcal{X}_1^1 = \{\ell_1^1\} \times \{x \mid x_1 = 0.01, x_2 = 290.4976, 280 \leq x_3 \leq 320, 60 \leq x_4 \leq 100\}.$$

The reset initial state at location ℓ_2^1 lies in the following set:

$$\mathcal{L}_2^1 \times \mathcal{X}_2^1 = \{\ell_1^1\} \times \{x \mid x_1 = 0.01, x_2 = 290.4976, 560 \leq x_3 \leq 640, 120 \leq x_4 \leq 200\}.$$

By using the MATLAB Toolbox STRONG [47], we can verify that $\mathcal{L}_1^1 \times \mathcal{X}_1^1$ is covered by a robust neighborhood $B_{\ell_1^1}(\gamma_{\ell_1^1}, x_{\ell_1^1}^0) = \{x \mid \Phi_{\ell_1^1}(x, x_{\ell_1^1}^0) < \gamma_{\ell_1^1} = 0.098\}$ around the reset initial state $x_{\ell_1^1}^0$ of the trajectory (w.l.o.g, we assume that the door opens at 10 seconds)

$$\begin{aligned} \rho_1 &= (e^0, \ell^0, x_{\ell^0}^0, 10), (e_1^1, \ell_1^1, x_{\ell_1^1}^0, 37.6), (e_2^1, \ell_2^1, x_{\ell_2^1}^0, 262.4), \\ x_{\ell^0}^0 &= [0.01, 290.4976, 0, 0]^T, x_{\ell_1^1}^0 = [0.01, 290.4976, 300, 80]^T, \\ x_{\ell_2^1}^0 &= [0.0101, 290.6, 300, 80]^T. \end{aligned}$$

Similarly, we can verify that $\mathcal{L}_2^1 \times \mathcal{X}_2^1$ is covered by a robust neighborhood $B_{\ell_2^1}(\gamma_{\ell_2^1}, x_{\ell_2^1}^0) = \{x \mid \Phi_{\ell_2^1}(x, x_{\ell_2^1}^0) < \gamma_{\ell_2^1} = 0.1\}$ around the reset initial state $x_{\ell_2^1}^0$ of the trajectory

$$\begin{aligned} \rho_2 &= (e^0, \ell^0, x_{\ell^0}^0, 10), (e_2^1, \ell_2^1, x_{\ell_2^1}^0, 16.1), (e_2^2, \ell_2^2, x_{\ell_2^2}^0, 36.6), \\ &\quad (e_2^3, \ell_3^2, x_{\ell_3^2}^0, 247.3), \\ x_{\ell^0}^0 &= [0.01, 290.4976, 0, 0]^T, x_{\ell_2^1}^0 = [0.01, 290.4976, 600, 160]^T, \\ x_{\ell_2^2}^0 &= [0.0101, 290.6, 600, 160]^T, \\ x_{\ell_3^2}^0 &= [0.0102, 290.7, 600, 160]^T. \end{aligned}$$

As the variation range of the temperature is much smaller than the variation ranges of the humidity and heat generation rates, in order to cover the reset initial sets $\mathcal{L}_1^1 \times \mathcal{X}_1^1$ and $\mathcal{L}_2^1 \times \mathcal{X}_2^1$, we optimize the matrix M_ℓ in each location ℓ (geometrically change the shape of the level set ellipsoid so that the outer bounds of the level set ellipsoid $B_\ell(\gamma_\ell, x_\ell^0)$ in the dimension of the temperature variation is much smaller than the outer bounds in the other dimensions. Besides, according to Proposition 4, we use the tighter bound $\tilde{\gamma}_{\ell,2} = \gamma_\ell / z_{\ell,2}$ for the optimization for MTL classification (we use the data of the simulated room temperature to infer the MTL formula and the case for the room humidity ratio can be done in a similar manner), and by maximizing $z_{\ell,2}$ thus minimizing $\tilde{\gamma}_{\ell,2}$, we

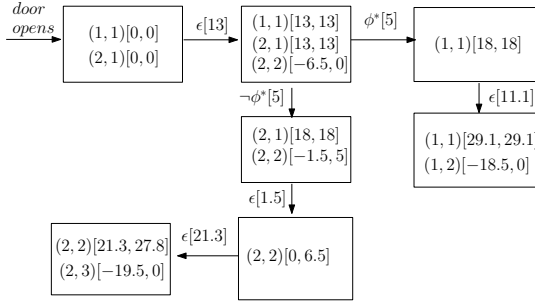


Fig. 9. The refined observer shrink the basic observer's states by adding the inferred MTL formula ϕ^* . The satisfaction and violation of ϕ are modeled as transition labels $\phi^*[5]$ and $\neg\phi^*[5]$ respectively.

can obtain the tightest bound $\tilde{\gamma}_{\ell,2}^* = \gamma_{\ell}/z_{\ell,2}^*$. The combined optimization to obtain both M_{ℓ}^* and $z_{\ell,2}^*$ is as follows:

$$\begin{aligned}
& \min. -z_{\ell,2}^2 \\
& \text{s.t. } M \succ 0, A_{\ell}^T M_{\ell} + M_{\ell} A_{\ell} \prec 0, \\
& e_3^T M e_3 \leq \eta_3, e_4^T M e_4 \leq \eta_4, \\
& e_2^T M e_2 \geq \eta_2, M_{\ell} - z_{\ell,1}^2 a_{1,1}^T M a_{1,1} \geq 0.
\end{aligned} \tag{20}$$

where A_{ℓ} is the state (or system) matrix in location ℓ , $e_2 = [0, 1, 0, 0]^T$, $e_3 = [0, 0, 1, 0]^T$, $e_4 = [0, 0, 0, 1]^T$, $\eta_2 = 30$, $\eta_3 = \eta_4 = 10^{-7}$ (η_2, η_3 and η_4 are tuned manually for covering the reset initial sets $\mathcal{L}_1^1 \times \mathcal{X}_1^1$ and $\mathcal{L}_2^1 \times \mathcal{X}_2^1$).

The optimal solution is computed as $z_{\ell,2}^* = 30$. Based on the two simulated trajectories, we construct a timed abstraction (timed automaton) as shown in Fig. 8 (for details of constructing the timed automaton, see the content of timed abstraction in [37]). All the events are unobservable except ψ which represents the door opening. We construct a basic observer as in Fig. 4 (for details of designing the basic observer, see [37]), where the two occupancy states are never distinguished to the end of the simulation time.

Next we infer an MTL formula that classifies the time-robust tube segments corresponding to the basic observer's states. The observer's initial state s^1 contains $(1, 1)[0, 0]$ and $(2, 1)[0, 0]$. We first classify the time-robust tube segment $R_{tube}(1, 1, [t, t])$ and $R_{tube}(2, 1, [t, t])$ ($t \in [0, 13]$) but does not find any MTL formula that can achieve perfect classification. Then we move on to state s^2 which contains $(1, 1)[13, 13]$, $(2, 1)[13, 13]$ and $(2, 2)[-6.5, 0]$. We find the following formula that perfect classifies $R_{tube}(1, 1, [t, t])$, $R_{tube}(2, 1, [t, t])$ and $R_{tube}(2, 2, [t - 6.5, t])$ ($t \in [0, 6.5]$):

$$\phi^* = \square_{[1.7717, 5]}(x_2 \geq 290.6006).$$

The optimization takes 36.7 seconds on a laptop with Intel Core i7 and 8GB RAM.

With the inferred MTL formula ϕ^* , we construct the refined observer as shown in Fig. 9. It can be seen that once ϕ^* is satisfied, the two cases are distinguished in 18 seconds. Compared with the basic observer which can never distinguish the two occupancy states, the refinement has achieved the result in 18 seconds by only adding one temperature sensor.

VI. CONCLUSION

We have presented a methodology for occupancy detection of smart building modeled as hybrid systems. It compresses the system states into time-robust tube segments according to trajectory robustness and event occurrence times of the hybrid system, which account for both spatial and temporal uncertainties. Besides occupancy detection, the same methodology can be used in much broader applications such as fault diagnosis, state estimation, etc.

ACKNOWLEDGMENT

The authors would like to thank Charles C. Okaeme and Dr. Sandipan Mishra for introducing us to the smart building testbed, and Sayan Saha for helpful discussions. This research was partially supported by the National Science Foundation through grants CNS-1218109, CNS-1550029 and CNS-1618369.

APPENDIX

Proof of proposition 3:

We use induction to prove Proposition 3.

(i) We first prove that Proposition 3 holds for atomic predicate μ . If $\tau < 0$, then $\hat{r}_S(\xi_{\ell}(\tau, x_{\ell}^0), \mu) = \hat{r}_S(\xi_{\ell}(\tau, \tilde{x}_{\ell}^0), \mu)$ as they both equal to $-\infty$, $\hat{r}_W(\xi_{\ell}(\tau, x_{\ell}^0), \mu) = \hat{r}_W(\xi_{\ell}(\tau, \tilde{x}_{\ell}^0), \mu)$ as they both equal to ∞ . Therefore, Proposition 3 trivially holds for μ if $\tau < 0$. If $\tau \geq 0$, according to (14), $\hat{r}_S(\xi_{\ell}(\tau, x_{\ell}^0), \mu) = \hat{r}_W(\xi_{\ell}(\tau, x_{\ell}^0), \mu) = r(\xi_{\ell}(\tau, x_{\ell}^0), \mu)$, so we only need to prove $r(\xi_{\ell}(\tau, x_{\ell}^0), \mu) - \hat{\gamma}_{\ell} \leq r(\xi_{\ell}(\tau, \tilde{x}_{\ell}^0), \mu) \leq r(\xi_{\ell}(\tau, x_{\ell}^0), \mu) + \hat{\gamma}_{\ell}$.

As the metric d satisfies the triangle inequality, we have

$$\begin{aligned}
& d(\xi_{\ell}(\tau, x_{\ell}^0), y) - d(\xi_{\ell}(\tau, x_{\ell}^0), \xi_{\ell}(\tau, \tilde{x}_{\ell}^0)) \leq d(\xi_{\ell}(\tau, \tilde{x}_{\ell}^0), y) \leq \\
& d(\xi_{\ell}(\tau, x_{\ell}^0), y) + d(\xi_{\ell}(\tau, x_{\ell}^0), \xi_{\ell}(\tau, \tilde{x}_{\ell}^0)), \forall y \in \mathcal{X}, \tau \in [0, T].
\end{aligned} \tag{21}$$

As $[(\xi_{\ell}(\tau, x_{\ell}^0) - \xi_{\ell}(\tau, \tilde{x}_{\ell}^0))^T M_{\ell} (\xi_{\ell}(\tau, x_{\ell}^0) - \xi_{\ell}(\tau, \tilde{x}_{\ell}^0))]^{\frac{1}{2}} \leq \gamma_{\ell}$, we have $d(\xi_{\ell}(\tau, x_{\ell}^0), \xi_{\ell}(\tau, \tilde{x}_{\ell}^0)) = \|\xi_{\ell}(\tau, x_{\ell}^0) - \xi_{\ell}(\tau, \tilde{x}_{\ell}^0)\| \leq \gamma_{\ell} \|M_{\ell}^{-\frac{1}{2}}\| = \hat{\gamma}_{\ell}$, thus we have

$$d(\xi_{\ell}(\tau, x_{\ell}^0), y) - \hat{\gamma}_{\ell} \leq d(\xi_{\ell}(\tau, \tilde{x}_{\ell}^0), y) \leq d(\xi_{\ell}(\tau, x_{\ell}^0), y) + \hat{\gamma}_{\ell}. \tag{22}$$

1) $\xi_{\ell}(\tau, x_{\ell}^0) \in \mathcal{O}(\pi)$, and $B_{\ell}(\xi_{\ell}(\tau, x_{\ell}^0), \gamma_{\ell}) \subset \mathcal{O}(\pi)$. In this case, for any $\xi_{\ell}(\tau, \tilde{x}_{\ell}^0) \in B_{\ell}(\xi_{\ell}(\tau, x_{\ell}^0), \gamma_{\ell})$, $r(\xi_{\ell}(\tau, \tilde{x}_{\ell}^0), \pi) = \inf\{d(\xi_{\ell}(\tau, \tilde{x}_{\ell}^0), y) | y \in \mathcal{X} \setminus \mathcal{O}(\pi)\}$. From (22), $r(\xi_{\ell}(\tau, \tilde{x}_{\ell}^0), \pi) \geq \inf\{d(\xi_{\ell}(\tau, x_{\ell}^0), y) - \hat{\gamma}_{\ell} | y \in \mathcal{X} \setminus \mathcal{O}(\pi)\} = \inf\{d(\xi_{\ell}(\tau, x_{\ell}^0), y) | y \in \mathcal{X} \setminus \mathcal{O}(\pi)\} - \hat{\gamma}_{\ell} = r(\xi_{\ell}(\tau, x_{\ell}^0), \pi) - \hat{\gamma}_{\ell}$.

2) $\xi_{\ell}(\tau, x_{\ell}^0) \notin \mathcal{O}(\pi)$, and $B_{\ell}(\xi_{\ell}(\tau, x_{\ell}^0), \gamma_{\ell}) \subset \mathcal{X} \setminus \mathcal{O}(\pi)$. In this case, for any $\xi_{\ell}(\tau, \tilde{x}_{\ell}^0) \in B_{\ell}(\xi_{\ell}(\tau, x_{\ell}^0), \gamma_{\ell})$, $r(\xi_{\ell}(\tau, \tilde{x}_{\ell}^0), \pi) = -\inf\{d(\xi_{\ell}(\tau, \tilde{x}_{\ell}^0), y) | y \in cl(\mathcal{O}(\pi))\}$. From (22), $r(\xi_{\ell}(\tau, \tilde{x}_{\ell}^0), \pi) \geq -\inf\{d(\xi_{\ell}(\tau, x_{\ell}^0), y) + \hat{\gamma}_{\ell} | y \in cl(\mathcal{O}(\pi))\} = r(\xi_{\ell}(\tau, x_{\ell}^0), \pi) - \hat{\gamma}_{\ell}$.

3) $\xi_\ell(\tau, x_\ell^0) \in \mathcal{O}(\pi)$, but $B_\ell(\xi_\ell(\tau, x_\ell^0), \gamma_\ell) \not\subset \mathcal{O}(\pi)$. In this case, we have

$$\begin{aligned} r(\xi_\ell(\tau, \tilde{x}_\ell^0), \pi) &\geq \min_{\xi_\ell(\tau, \tilde{x}_\ell^0) \in B_\ell(\xi_\ell(\tau, x_\ell^0), \gamma_\ell)} r(\xi_\ell(\tau, \tilde{x}_\ell^0), \pi) \\ &= \min\{X_1, X_2\}, \end{aligned}$$

where

$$\begin{aligned} X_1 &= - \max_{\substack{\xi_\ell(\tau, \tilde{x}_\ell^0) \in B_\ell(\xi_\ell(\tau, x_\ell^0), \gamma_\ell), \\ \xi_\ell(\tau, \tilde{x}_\ell^0) \notin \mathcal{O}(\pi)}} \inf\{d(\xi_\ell(\tau, \tilde{x}_\ell^0), y) | y \in cl(\mathcal{O}(\pi))\}, \\ X_2 &= \min_{\substack{\xi_\ell(\tau, \tilde{x}_\ell^0) \in B_\ell(\xi_\ell(\tau, x_\ell^0), \gamma_\ell), \\ \xi_\ell(\tau, \tilde{x}_\ell^0) \in \mathcal{O}(\pi)}} \inf\{d(\xi_\ell(\tau, \tilde{x}_\ell^0), y) | y \in \mathcal{X} \setminus \mathcal{O}(\pi)\}. \end{aligned}$$

As $d(\xi_\ell(\tau, \tilde{x}_\ell^0), y) \geq 0$, so $X_1 \leq 0, X_2 \geq 0$, $\min\{X_1, X_2\} = X_1$. For any $\xi_\ell(\tau, \tilde{x}_\ell^0) \in B_\ell(\xi_\ell(\tau, x_\ell^0), \gamma_\ell)$ and $\xi_\ell(\tau, \tilde{x}_\ell^0) \notin \mathcal{O}(\pi)$, there exists $z_c \in B_\ell(\xi_\ell(\tau, x_\ell^0), \gamma_\ell)$ and $z_c \in \partial(\mathcal{O}(\pi))$ such that $\xi_\ell(\tau, \tilde{x}_\ell^0), z_c$ and $\xi_\ell(\tau, x_\ell^0)$ are collinear, i.e. $d(\xi_\ell(\tau, x_\ell^0), z_c) + d(z_c, \xi_\ell(\tau, \tilde{x}_\ell^0)) = d(\xi_\ell(\tau, x_\ell^0), \xi_\ell(\tau, \tilde{x}_\ell^0)) \leq \hat{\gamma}_\ell$. Therefore, as $r(\xi_\ell(\tau, x_\ell^0), \pi) = \inf\{d(\xi_\ell(\tau, x_\ell^0), y) | y \in \mathcal{X} \setminus \mathcal{O}(\pi)\} \leq d(\xi_\ell(\tau, x_\ell^0), z_c)$ and $\inf\{d(\xi_\ell(\tau, \tilde{x}_\ell^0), y) | y \in cl(\mathcal{O}(\pi))\} \leq d(\xi_\ell(\tau, \tilde{x}_\ell^0), z_c)$, we have $\inf\{d(\xi_\ell(\tau, \tilde{x}_\ell^0), y) | y \in cl(\mathcal{O}(\pi))\} + r(\xi_\ell(\tau, x_\ell^0), \pi) \leq \hat{\gamma}_\ell$ for any $x \in B_\ell(x_\ell^0, \gamma_\ell)$ and $\xi_\ell(\tau, \tilde{x}_\ell^0) \notin \mathcal{O}(\pi)$. So $-X_1 + r(\xi_\ell(\tau, x_\ell^0), \pi) \leq \hat{\gamma}_\ell$, i.e. $X_1 \geq r(\xi_\ell(\tau, x_\ell^0), \pi) - \hat{\gamma}_\ell$. Therefore, $r(\xi_\ell(\tau, \tilde{x}_\ell^0), \pi) \geq \min\{X_1, X_2\} = X_1 \geq r(\xi_\ell(\tau, x_\ell^0), \pi) - \hat{\gamma}_\ell$.

4) $\xi_\ell(\tau, x_\ell^0) \notin \mathcal{O}(\pi)$, but $B_\ell(\xi_\ell(\tau, x_\ell^0), \gamma_\ell) \not\subset \mathcal{X} \setminus \mathcal{O}(\pi)$. In this case, $r(\xi_\ell(\tau, x_\ell^0), \pi) = -\inf\{d(\xi_\ell(\tau, x_\ell^0), y) | y \in cl(\mathcal{O}(\pi))\}$. For any $\xi_\ell(\tau, \tilde{x}_\ell^0) \in B_\ell(\xi_\ell(\tau, x_\ell^0), \gamma_\ell)$ and $\xi_\ell(\tau, \tilde{x}_\ell^0) \notin \mathcal{O}(\pi)$, $r(\xi_\ell(\tau, x_\ell^0), \pi) = -\inf\{d(\xi_\ell(\tau, x_\ell^0), y) | y \in cl(\mathcal{O}(\pi))\} \geq -\inf\{d(\xi_\ell(\tau, x_\ell^0), y) + \hat{\gamma}_\ell | y \in cl(\mathcal{O}(\pi))\} = r(\xi_\ell(\tau, x_\ell^0), \pi) - \hat{\gamma}_\ell$. Therefore, $r(\xi_\ell(\tau, \tilde{x}_\ell^0), \pi) \geq \min\{X_1, X_2\} = X_1 \geq r(\xi_\ell(\tau, x_\ell^0), \pi) - \hat{\gamma}_\ell$.

(ii) We assume that Proposition 3 holds for ϕ and prove Proposition 3 holds for $-\phi$.

If Proposition 3 holds for ϕ , then as $\hat{r}_W(\hat{\xi}_\ell(\tau, x_\ell^0), \phi) = -\hat{r}_S(\hat{\xi}_\ell(\tau, x_\ell^0), -\phi)$, we have $-\hat{r}_S(\hat{\xi}_\ell(\tau, x_\ell^0), -\phi) - \hat{\gamma}_\ell \leq -\hat{r}_S(\hat{\xi}_\ell(\tau, \tilde{x}_\ell^0), -\phi) \leq -\hat{r}_S(\hat{\xi}_\ell(\tau, x_\ell^0), -\phi) + \hat{\gamma}_\ell$, thus $\hat{r}_S(\hat{\xi}_\ell(\tau, x_\ell^0), -\phi) - \hat{\gamma}_\ell \leq \hat{r}_S(\hat{\xi}_\ell(\tau, \tilde{x}_\ell^0), -\phi) \leq \hat{r}_S(\hat{\xi}_\ell(\tau, x_\ell^0), -\phi) + \hat{\gamma}_\ell$. Similarly, as $\hat{r}_S(\hat{\xi}_\ell(\tau, x_\ell^0), \phi) = -\hat{r}_W(\hat{\xi}_\ell(\tau, x_\ell^0), -\phi)$, we have $-\hat{r}_W(\hat{\xi}_\ell(\tau, x_\ell^0), -\phi) - \hat{\gamma}_\ell \leq -\hat{r}_W(\hat{\xi}_\ell(\tau, \tilde{x}_\ell^0), -\phi) \leq -\hat{r}_W(\hat{\xi}_\ell(\tau, x_\ell^0), -\phi) + \hat{\gamma}_\ell$, thus $\hat{r}_W(\hat{\xi}_\ell(\tau, x_\ell^0), -\phi) - \hat{\gamma}_\ell \leq \hat{r}_W(\hat{\xi}_\ell(\tau, \tilde{x}_\ell^0), -\phi) \leq \hat{r}_W(\hat{\xi}_\ell(\tau, x_\ell^0), -\phi) + \hat{\gamma}_\ell$.

(iii) We assume that Proposition 3 holds for ϕ_1, ϕ_2 and prove Proposition 3 holds for $\phi_1 \wedge \phi_2$.

If Proposition 3 holds for ϕ_1 and ϕ_2 , then $\hat{r}_S(\hat{\xi}_\ell(\tau, x_\ell^0), \phi_1) - \hat{\gamma}_\ell \leq \hat{r}_S(\hat{\xi}_\ell(\tau, \tilde{x}_\ell^0), \phi_1) \leq \hat{r}_S(\hat{\xi}_\ell(\tau, x_\ell^0), \phi_1) + \hat{\gamma}_\ell$, $\hat{r}_S(\hat{\xi}_\ell(\tau, x_\ell^0), \phi_2) - \hat{\gamma}_\ell \leq \hat{r}_S(\hat{\xi}_\ell(\tau, \tilde{x}_\ell^0), \phi_2) \leq \hat{r}_S(\hat{\xi}_\ell(\tau, x_\ell^0), \phi_2) + \hat{\gamma}_\ell$. As $\hat{r}_S(\hat{\xi}_\ell(\tau, x_\ell^0), \phi_1 \wedge \phi_2) = \min(\hat{r}_S(\hat{\xi}_\ell(\tau, x_\ell^0), \phi_1), \hat{r}_S(\hat{\xi}_\ell(\tau, x_\ell^0), \phi_2))$, we have

$$\begin{aligned} \min(\hat{r}_S(\hat{\xi}_\ell(\tau, x_\ell^0), \phi_1), \hat{r}_S(\hat{\xi}_\ell(\tau, x_\ell^0), \phi_2)) - \hat{\gamma}_\ell &\leq \hat{r}_S(\hat{\xi}_\ell(\tau, \tilde{x}_\ell^0), \phi_1 \wedge \phi_2) \\ &\leq \min(\hat{r}_S(\hat{\xi}_\ell(\tau, x_\ell^0), \phi_1), \hat{r}_S(\hat{\xi}_\ell(\tau, x_\ell^0), \phi_2)) + \hat{\gamma}_\ell, \end{aligned}$$

therefore $\hat{r}_S(\hat{\xi}_\ell(\tau, x_\ell^0), \phi_1 \wedge \phi_2) - \hat{\gamma}_\ell \leq \hat{r}_S(\hat{\xi}_\ell(\tau, \tilde{x}_\ell^0), \phi_1 \wedge \phi_2) \leq \hat{r}_S(\hat{\xi}_\ell(\tau, x_\ell^0), \phi_1 \wedge \phi_2) + \hat{\gamma}_\ell$.

Similarly, it can be proved that if Proposition 3 holds for ϕ_1 and ϕ_2 , then $\hat{r}_W(\hat{\xi}_\ell(\tau, x_\ell^0), \phi_1 \wedge \phi_2) - \hat{\gamma}_\ell \leq \hat{r}_W(\hat{\xi}_\ell(\tau, \tilde{x}_\ell^0), \phi_1 \wedge \phi_2) \leq \hat{r}_W(\hat{\xi}_\ell(\tau, x_\ell^0), \phi_1 \wedge \phi_2) + \hat{\gamma}_\ell$.

(iv) We assume that Proposition 3 holds for ϕ and prove Proposition 3 holds for $F_I\phi$.

$$\begin{aligned} \hat{r}_S(\hat{\xi}_\ell(\tau, x_\ell^0), F_I\phi) &= \max_{\tau' \in (t+\mathcal{I})} \hat{r}_S(\hat{\xi}_\ell(\tau', x_\ell^0), \phi), \\ \hat{r}_W(\hat{\xi}_\ell(\tau, x_\ell^0), F_I\phi) &= \max_{\tau' \in (t+\mathcal{I})} \hat{r}_W(\hat{\xi}_\ell(\tau', x_\ell^0), \phi), \end{aligned}$$

Proposition 3 holds for ϕ , then for any $\tau' \in (t + \mathcal{I})$, $\hat{r}_S(\hat{\xi}_\ell(\tau', x_\ell^0), \phi) - \hat{\gamma}_\ell \leq \hat{r}_S(\hat{\xi}_\ell(\tau', \tilde{x}_\ell^0), \phi) \leq \hat{r}_S(\hat{\xi}_\ell(\tau', x_\ell^0), \phi) + \hat{\gamma}_\ell$, $\hat{r}_W(\hat{\xi}_\ell(\tau', x_\ell^0), \phi) - \hat{\gamma}_\ell \leq \hat{r}_W(\hat{\xi}_\ell(\tau', \tilde{x}_\ell^0), \phi) \leq \hat{r}_W(\hat{\xi}_\ell(\tau', x_\ell^0), \phi) + \hat{\gamma}_\ell$. So we have

$$\begin{aligned} \max_{\tau' \in (t+\mathcal{I})} \hat{r}_S(\hat{\xi}_\ell(\tau', x_\ell^0), \phi) - \hat{\gamma}_\ell &\leq \max_{\tau' \in (t+\mathcal{I})} \hat{r}_S(\hat{\xi}_\ell(\tau', \tilde{x}_\ell^0), \phi) \leq \\ &\max_{\tau' \in (t+\mathcal{I})} \hat{r}_S(\hat{\xi}_\ell(\tau', x_\ell^0), \phi), \\ \max_{\tau' \in (t+\mathcal{I})} \hat{r}_W(\hat{\xi}_\ell(\tau', x_\ell^0), \phi) - \hat{\gamma}_\ell &\leq \max_{\tau' \in (t+\mathcal{I})} \hat{r}_W(\hat{\xi}_\ell(\tau', \tilde{x}_\ell^0), \phi) \leq \\ &\max_{\tau' \in (t+\mathcal{I})} \hat{r}_W(\hat{\xi}_\ell(\tau', x_\ell^0), \phi). \end{aligned}$$

Thus Proposition 3 holds for $F_I\phi$. Similarly, it can be proved that if Proposition 3 holds for ϕ , then Proposition 3 holds for $G_I\phi$. Therefore, it is proved that Proposition 3 holds for any ϕ .

Proof of Proposition 4:

The proof of Proposition 4 is similar with that of Proposition 3 except the case for the atomic predicate μ when $\tau \geq 0$.

We denote $\Pi_j : \mathbb{X} \rightarrow \mathbb{X}_j$ as a projection map that maps every state $x \in \mathbb{X}$ to its value at the i th dimension, i.e. $\Pi_j(x) = x_j = e_j x$, where e_j is a canonical unit vector. From (21), as $[(\xi_\ell(\tau, x_\ell^0) - \xi_\ell(\tau, \tilde{x}_\ell^0))^T z_{\ell,j}^2 e_j^T e_j (\xi_\ell(\tau, x_\ell^0) - \xi_\ell(\tau, \tilde{x}_\ell^0))]^{\frac{1}{2}} \leq [(\xi_\ell(\tau, x_\ell^0) - \xi_\ell(\tau, \tilde{x}_\ell^0))^T M_\ell (\xi_\ell(\tau, x_\ell^0) - \xi_\ell(\tau, \tilde{x}_\ell^0))]^{\frac{1}{2}} \leq \gamma_\ell$, we have $d(\Pi_j(\xi_\ell(\tau, x_\ell^0)), \Pi_j(\xi_\ell(\tau, \tilde{x}_\ell^0))) = [(\xi_\ell(\tau, x_\ell^0) - \xi_\ell(\tau, \tilde{x}_\ell^0))^T e_j^T e_j (\xi_\ell(\tau, x_\ell^0) - \xi_\ell(\tau, \tilde{x}_\ell^0))]^{\frac{1}{2}} \leq \gamma_\ell / z_{\ell,j}$, thus we have

$$\begin{aligned} d(\Pi_j(\xi_\ell(\tau, x_\ell^0)), \Pi_j(y)) - \tilde{\gamma}_{\ell,j} &\leq d(\Pi_j(\xi_\ell(\tau, \tilde{x}_\ell^0)), \Pi_j(y)) \\ &\leq d(\Pi_j(\xi_\ell(\tau, x_\ell^0)), \Pi_j(y)) + \tilde{\gamma}_{\ell,j}. \end{aligned} \quad (23)$$

The remaining proof is similar to the proof of Proposition 3, replacing $d(x, y)$ by $d(\Pi_j(x), \Pi_j(y))$ and $\hat{\gamma}_\ell$ by $\tilde{\gamma}_{\ell,j}$.

Proof of Proposition 5:

For $c_i = 1$, according to Proposition 3, for any $(\tau_i, \hat{\xi}_{\ell_{k_i}}^{m_i}(\tau_i, \tilde{x}_{\ell_{k_i}}^{m_i})) \in R_{tube}(k_i, m_i, [t + \bar{a}_i, t + \bar{b}_i])$, we have $\hat{r}_W(\hat{\xi}_{\ell_{k_i}}^{m_i}(\tau_i, x_{\ell_{k_i}}^{m_i}), \phi) - \hat{\gamma}_{\ell_{k_i}}^{m_i} \leq \hat{r}_W(\hat{\xi}_{\ell_{k_i}}^{m_i}(\tau_i, \tilde{x}_{\ell_{k_i}}^{m_i}), \phi)$. If $MG(k_i, m_i, \bar{a}_i, \bar{b}_i, \phi, c_i) = \min_{\tau_i \in t + [\bar{a}_i, \bar{b}_i]} \hat{r}_W(\hat{\xi}_{\ell_{k_i}}^{m_i}(\tau_i, x_{\ell_{k_i}}^{m_i}), \phi) - \hat{\gamma}_{\ell_{k_i}}^{m_i} > 0$, then for any $\tau_i \in t + [\bar{a}_i, \bar{b}_i]$, $\hat{r}_W(\hat{\xi}_{\ell_{k_i}}^{m_i}(\tau_i, \tilde{x}_{\ell_{k_i}}^{m_i}), \phi) \geq \hat{r}_W(\hat{\xi}_{\ell_{k_i}}^{m_i}(\tau_i, x_{\ell_{k_i}}^{m_i}), \phi) - \hat{\gamma}_{\ell_{k_i}}^{m_i} > 0$.

For $c_i = -1$, according to Proposition 3, for any $(\tau_i, \hat{\xi}_{\ell_{k_i}}^{m_i}(\tau_i, \tilde{x}_{\ell_{k_i}}^{m_i})) \in R_{tube}(k_i, m_i, [t + \bar{a}_i, t + \bar{b}_i])$,

we have $\hat{r}_W(\hat{\xi}_{\ell_{k_i}}^{m_i}(\tau_i, x_{\ell_{k_i}}^0), -\phi) - \hat{\gamma}_{\ell_{k_i}}^{m_i} \leq \hat{r}_W(\hat{\xi}_{\ell_{k_i}}^{m_i}(\tau_i, \tilde{x}_{\ell_{k_i}}^0), -\phi)$. If $MG(k_i, m_i, \bar{a}_i, \bar{b}_i, -\phi, c_i) = \min_{\tau_i \in t + [\bar{a}_i, \bar{b}_i]} \hat{r}_W(\hat{\xi}_{\ell_{k_i}}^{m_i}(\tau_i, x_{\ell_{k_i}}^0), -\phi) - \hat{\gamma}_{\ell_{k_i}}^{m_i} > 0$, then for any $\tau_i \in t + [\bar{a}_i, \bar{b}_i]$, $\hat{r}_W(\hat{\xi}_{\ell_{k_i}}^{m_i}(\tau_i, \tilde{x}_{\ell_{k_i}}^0), -\phi) \geq \hat{r}_W(\hat{\xi}_{\ell_{k_i}}^{m_i}(\tau_i, x_{\ell_{k_i}}^0), -\phi) - \hat{\gamma}_{\ell_{k_i}}^{m_i} > 0$.

REFERENCES

- [1] E. Hailemariam, R. Goldstein, R. Attar, and A. Khan, "Real-time occupancy detection using decision trees with multiple sensor types," in *Proceedings of the 2011 Symposium on Simulation for Architecture and Urban Design*, ser. SimAUD '11. San Diego, CA, USA: Society for Computer Simulation International, 2011, pp. 141–148. [Online]. Available: <http://dl.acm.org/citation.cfm?id=2048536.2048555>
- [2] Q. Hua, H. B. Chen, Y. Y. Ye, and S. X. D. Tan, "Occupancy detection in smart buildings using support vector regression method," in *2016 8th International Conference on Intelligent Human-Machine Systems and Cybernetics (IHMSC)*, vol. 02, Aug 2016, pp. 77–80.
- [3] Z. Kong, A. Jones, and C. Belta, "Temporal logics for learning and detection of anomalous behavior," *IEEE Trans. Automatic Control*, vol. 62, no. 3, pp. 1210–1222, March 2017.
- [4] Z. Xu, M. Birtwistle, C. Belta, and A. Julius, "A temporal logic inference approach for model discrimination," *IEEE Life Sciences Letters*, vol. 2, no. 3, pp. 19–22, Sept 2016.
- [5] Z. Xu and A. A. Julius, "Census signal temporal logic inference for multiagent group behavior analysis," *IEEE Trans. Autom. Sci. and Eng.*, 2016, in press. [Online]. Available: <http://ieeexplore.ieee.org/document/7587357/>
- [6] G. Bombara, C.-I. Vasile, F. Penedo, H. Yasuoka, and C. Belta, "A decision tree approach to data classification using signal temporal logic," in *Proceedings of the 19th International Conference on Hybrid Systems: Computation and Control*, ser. HSCC '16. New York, NY, USA: ACM, 2016, pp. 1–10. [Online]. Available: <http://doi.acm.org/10.1145/2883817.2883843>
- [7] Z. Xu, C. Belta, and A. Julius, "Temporal logic inference with prior information: An application to robot arm movements," *IFAC Conference on Analysis and Design of Hybrid Systems (ADHS)*, pp. 141 – 146, 2015.
- [8] Z. Xu and U. Topcu, "Transfer of temporal logic formulas in reinforcement learning," in *Proc. IJCAI'2019*, 7 2019, pp. 4010–4018. [Online]. Available: <https://doi.org/10.24963/ijcai.2019/557>
- [9] E. Asarin, A. Donzé, O. Maler, and D. Nickovic, "Parametric identification of temporal properties," in *Proc. Second Int. Conf. Runtime Verification*, Berlin, Heidelberg, 2012, pp. 147–160.
- [10] R. Yan, Z. Xu, and A. Julius, "Swarm signal temporal logic inference for swarm behavior analysis," *IEEE Robotics and Automation Letters*, vol. 4, no. 3, pp. 3021–3028, 2019.
- [11] Z. Xu, M. Ornik, A. A. Julius, and U. Topcu, "Information-guided temporal logic inference with prior knowledge," in *2019 American Control Conference (ACC)*, July 2019, pp. 1891–1897.
- [12] B. Hoxha, A. Dokhanchi, and G. Fainekos, "Mining parametric temporal logic properties in model-based design for cyber-physical systems," *International Journal on Software Tools for Technology Transfer*, Feb 2017. [Online]. Available: <http://dx.doi.org/10.1007/s10009-017-0447-4>
- [13] Z. Xu, A. J. Nettekoven, A. Agung Julius, and U. Topcu, "Graph temporal logic inference for classification and identification," in *2019 IEEE 58th Conference on Decision and Control (CDC)*, Dec 2019, pp. 4761–4768.
- [14] X. Jin, A. Donze, J. V. Deshmukh, and S. A. Seshia, "Mining requirements from closed-loop control models," in *Proc. Int. Conf. Hybrid Systems: Computation and Control*, 2013, pp. 43–52.
- [15] Z. Xu, F. M. Zegers, B. Wu, W. Dixon, and U. Topcu, "Controller synthesis for multi-agent systems with intermittent communication: a metric temporal logic approach," in *Allerton'19*, pp. 1015–1022.
- [16] Z. Xu, K. Yazdani, M. T. Hale, and U. Topcu, "Differentially private controller synthesis with metric temporal logic specifications," in *To appear in Proc. International Conference on Autonomous Agents and Multiagent Systems (AAMAS)*, 2020.
- [17] Z. Xu, S. Saha, B. Hu, S. Mishra, and A. A. Julius, "Advisory temporal logic inference and controller design for semiautonomous robots," *IEEE Trans. Autom. Sci. Eng.*, pp. 1–19, 2018.
- [18] M. Hibbard, Y. Savas, Z. Xu, A. A. Julius, and U. Topcu, "Minimizing the information leakage of high-level task specifications," in *21st IFAC World Congress*, 2020.
- [19] Z. Xu, A. Julius, and J. H. Chow, "Optimal energy storage control for frequency regulation under temporal logic specifications," in *2017 American Control Conference (ACC)*, May 2017, pp. 1874–1879.
- [20] Z. Xu, A. A. Julius, and J. H. Chow, "Robust testing of cascading failure mitigations based on power dispatch and quick-start storage," *IEEE Systems Journal*, vol. PP, no. 99, pp. 1–12, 2017.
- [21] Z. Xu, A. Julius, and J. H. Chow, "Energy storage controller synthesis for power systems with temporal logic specifications," *IEEE Systems Journal*, Early access on IEEE Xplore.
- [22] Z. Xu, A. A. Julius, and J. H. Chow, "Coordinated control of wind turbine generator and energy storage system for frequency regulation under temporal logic specifications," in *Proc. Amer. Control Conf.*, 2018, pp. 1580–1585.
- [23] Z. Xu, S. Saha, and A. Julius, "Provably correct design of observations for fault detection with privacy preservation," in *IEEE Conference on Decision and Control (CDC), Melbourne, Australia, 2017*.
- [24] Z. Xu and A. A. Julius, "Robust temporal logic inference for provably correct fault detection and privacy preservation of switched systems," *IEEE Systems Journal*, vol. 13, no. 3, pp. 3010–3021, 2019.
- [25] M. Cubuktepe, Z. Xu, and U. Topcu, "Policy synthesis for factored mdps with graph temporal logic specifications," in *Proc. International Conference on Autonomous Agents and Multiagent Systems (AAMAS)*, 2020.
- [26] M. Bayouduh, L. Travé-Massuyes, X. Olive, and T. A. Space, "Hybrid systems diagnosis by coupling continuous and discrete event techniques," in *Proceedings of the IFAC World Congress, Seoul, Korea, 2008*, pp. 7265–7270.
- [27] S. A. Arogeti, D. Wang, and C. B. Low, "Mode identification of hybrid systems in the presence of fault," *IEEE Trans. Ind. Electron.*, vol. 57, no. 4, pp. 1452–1467, Apr. 2010.
- [28] J. Vento, V. Puig, and R. Sarrate, "Parity space hybrid system diagnosis under model uncertainty," in *Proc. Mediterranean Control Automation, Torremolinos, Spain, 2012*, pp. 685–690.
- [29] P. Collins and J. H. van Schuppen, "Observability of piecewise-affine hybrid systems," in *Hybrid Systems: Computation and Control*. Springer Berlin Heidelberg, 2004, vol. 2993, pp. 265–279.
- [30] M. D. Di Benedetto, S. Di Gennaro, and A. D'Innocenzo, "Diagnosability of hybrid automata with measurement uncertainty," in *Decision and Control, 2008. CDC 2008. 47th IEEE Conference on*, 2008, pp. 1042–1047.
- [31] F. Zhao, X. Koutsoukos, H. Haussecker, J. Reich, and P. Cheung, "Monitoring and fault diagnosis of hybrid systems," *IEEE Trans. Syst. Man Cybern. B, Cybern.*, vol. 35, no. 6, pp. 1225–1240, Dec. 2005.
- [32] M. D. Di Benedetto, S. Di Gennaro, and A. D'Innocenzo, "Verification of hybrid automata diagnosability by abstraction," *Automatic Control, IEEE Trans.*, vol. 56, no. 9, pp. 2050–2061, Sept 2011.
- [33] Y. Deng, A. D'Innocenzo, M. D. D. Benedetto, S. D. Gennaro, and A. A. Julius, "Verification of hybrid automata diagnosability with measurement uncertainty," *IEEE Trans. Autom. Control*, vol. 61, no. 4, pp. 982–993, April 2016.
- [34] A. Balluchi, L. Benvenuti, M. D. Di Benedetto, and A. L. Sangiovanni-Vincentelli, "Design of observers for hybrid systems," in *Hybrid Sys-*

- tems: *Computation and Control*. Springer Berlin Heidelberg, 2002, vol. 2289, pp. 76–89.
- [35] A. Alessandri and P. Coletta, “Design of luenberger observers for a class of hybrid linear systems,” in *Proc. Hybrid Syst.: Comput. and Control*, Rome, Italy, 2001, pp. 7–18.
- [36] A. Tanwani, H. Shim, and D. Liberzon, “Observability for switched linear systems: Characterization and observer design,” *Automatic Control, IEEE Trans.*, vol. 58, no. 4, pp. 891–904, April 2013.
- [37] Y. Deng, A. D’Innocenzo, and A. A. Julius, “Trajectory-based observer for hybrid automata fault diagnosis,” in *2015 54th IEEE Conference on Decision and Control (CDC)*, Dec 2015, pp. 942–947.
- [38] A. Girard, “Approximately bisimilar finite abstractions of stable linear systems,” in *Proc. Hybrid Syst.: Comput. and Control*, Pisa, Italy, 2007.
- [39] A. A. Julius, G. E. Fainekos, M. Anand, I. Lee, and G. J. Pappas, “Robust test generation and coverage for hybrid systems,” in *Proc. Hybrid Syst.: Computat. Control*. Springer, 2007, pp. 329–342.
- [40] R. Alur, C. Courcoubetis, N. Halbwachs, T. A. Henzinger, P. H. Ho, X. Nicollin, A. Olivero, J. Sifakis, and S. Yovine, “The algorithmic analysis of hybrid systems,” *Theoretical Computer Science*, vol. 138, pp. 3–34, 1995.
- [41] R. Alur and D. L. Dill, “A theory of timed automata,” *Theoretical Computer Science*, 1994.
- [42] A. Donzé and O. Maler, “Robust satisfaction of temporal logic over real-valued signals,” in *Proceedings of the 8th International Conference on Formal Modeling and Analysis of Timed Systems*, ser. FORMATS’10. Berlin, Heidelberg: Springer-Verlag, 2010, pp. 92–106. [Online]. Available: <http://dl.acm.org/citation.cfm?id=1885174.1885183>
- [43] O. Kupferman and M. Y. Vardi, “Model checking of safety properties,” *Form. Methods Syst. Des.*, vol. 19, no. 3, pp. 291–314, Oct. 2001. [Online]. Available: <http://dx.doi.org/10.1023/A:1011254632723>
- [44] J. Kennedy and R. Eberhart, “Particle swarm optimization,” in *Neural Networks, 1995. Proceedings., IEEE International Conference on*, vol. 4, Nov 1995, pp. 1942–1948 vol.4.
- [45] C. C. Okaeme, S. Mishra, and J. T. Wen, “A comfort zone set-based approach for coupled temperature and humidity control in buildings,” in *2016 IEEE International Conference on Automation Science and Engineering (CASE)*, Aug 2016, pp. 456–461.
- [46] A. TenWolde and C. L. Pilon, “The effect of indoor humidity on water vapor release in homes,” in *Proceedings of Thermal Performance of the Exterior Envelopes of Whole Buildings X International Conference*, Dec 2007.
- [47] Y. Deng, A. Rajhans, and A. A. Julius, “Strong: A trajectory-based verification toolbox for hybrid systems,” in *Quantitative Evaluation of Systems*, ser. Lecture Notes in Computer Science. Springer Berlin Heidelberg, 2013, vol. 8054, pp. 165–168.