

Ergodicity Breaking Transition in Finite Disordered Spin Chains

Jan Šuntajs,¹ Janez Bonča,^{2,1} Tomaž Prosen,² and Lev Vidmar^{1,2}

¹*Department of Theoretical Physics, J. Stefan Institute, SI-1000 Ljubljana, Slovenia*

²*Department of Physics, Faculty of Mathematics and Physics,
University of Ljubljana, SI-1000 Ljubljana, Slovenia*

We study disorder-induced ergodicity breaking transition in high-energy eigenstates of interacting spin-1/2 chains. Using exact diagonalization we introduce a cost function approach to quantitatively compare different scenarios for the eigenstate transition. We study ergodicity indicators such as the eigenstate entanglement entropy and the spectral level spacing ratio, and we consistently find that an (infinite-order) Kosterlitz-Thouless transition yields a lower cost function when compared to a finite-order transition. Interestingly, we observe that the transition point in finite systems exhibits nearly thermal properties, i.e., ergodicity indicators at the transition are close to the random matrix theory predictions.

Introduction. Generic quantum many-body systems are expected to be quantum ergodic, implying that long-time averages of local observables after perturbations are thermal [1] and the system satisfies eigenstate thermalization hypothesis (ETH) [1–7]. Exceptions from that generic behavior are currently under active investigation. A well-established nonergodic behavior in translationally invariant systems occurs at integrable points [8–16], for which eigenstates do not obey ETH [17–25] and the long-time averages of observables after quantum quenches are described by the generalized Gibbs ensemble [23, 26]. Recently, nonergodic properties of certain eigenstates (termed many-body scars) were observed in some translationally invariant models away from integrable points [27–34]. For disordered quantum many-body systems in one dimension that are the focus of this Letter, it is proposed that (almost) *all* eigenstates become nonergodic at large enough disorder due to localization [35, 36]. This scenario predicts an eigenstate quantum phase transition from an ergodic to a nonergodic phase [36–39], the latter named many-body localization (MBL) [40–44].

MBL and the corresponding transition were widely studied by means of numerical approaches [35, 45–73] and phenomenological theories [74–85], as well as experimentally [86–92]. Moreover, under certain assumptions in rigorous approaches, there are arguments about existence of the MBL phase [93, 94]. The nature of the transition, however, remains less clear. Numerically, the transition was mainly studied within the framework of power-law divergence of correlation length [45, 47, 48, 53],

$$\xi_0 = \frac{1}{|W - W^*|^\nu}, \quad (1)$$

where W^* is the critical disorder and ν is the critical exponent. The main concern with most of the numerical results in systems with uncorrelated disorder is that they suggest $\nu \sim 1$, which violates the Harris bound $\nu \geq 2$ [95–97]. In contrast, phenomenological approaches based on real-space renormalization group (RG) typically predict $\nu > 2$ [79–82]. Recently, modified RG schemes [98, 99] proposed a Kosterlitz-Thouless (KT) type of transition

with a correlation length that depends on the disorder as

$$\xi_{\text{KT}} = \exp \left\{ \frac{b_{\pm}}{\sqrt{|W - W^*|}} \right\}, \quad (2)$$

where b_- (b_+) are nonuniversal parameters below (above) the transition. Hence, there is currently a gap between predictions of exact numerical and phenomenological approaches and as a consequence, the nature of the transition remains an open problem.

A new perspective in understanding of the ergodicity breaking transition was recently obtained by calculating the spectral form factor [100], whose finite-size dependence was interpreted as a linear drift of the transition point with system size, $W^* \propto L$, for system sizes where numerical diagonalization of the full Hamiltonian matrix is accessible. This result raised the question whether such linear drift is an asymptotic feature suggesting that the transition to MBL is a crossover, or a preasymptotic feature consistent with a phase transition at some very large value of disorder in the thermodynamic limit. Subsequent work [101–103] mostly argued in favor of the second option. It is therefore an urgent need to introduce new unbiased numerical measures to characterize the transition, which should also provide a benchmark for subsequent phenomenological studies.

The goal of this Letter is to quantitatively compare different scenarios of the ergodicity breaking transition. We introduce a cost function approach to describe the quality of the finite-size data collapse of ergodicity indicators as functions of L/ξ (i.e., the system size L divided by the correlation length ξ). This approach enables us to extract the most optimal form of the correlation length and to locate the disorder transition point in finite systems. For the numerically accessible system sizes, our results consistently exhibit two main features: the correlation length ξ follows the Kosterlitz-Thouless behavior (2), and ergodicity indicators at the transition are very close to random-matrix theory predictions.

Model and Methodology. We study interacting spin-1/2 Hamiltonians with on-site disorder on a one-dimensional

periodic lattice with L sites,

$$\hat{H} = \sum_{j=1}^2 J_j \sum_{\ell=1}^L \left(\hat{s}_\ell^x \hat{s}_{\ell+j}^x + \hat{s}_\ell^y \hat{s}_{\ell+j}^y + \Delta_j \hat{s}_\ell^z \hat{s}_{\ell+j}^z \right) + \sum_{\ell=1}^L w_\ell \hat{s}_\ell^z, \quad (3)$$

where \hat{s}_ℓ^α ($\alpha = x, y, z$) are spin-1/2 operators at site ℓ . We consider the total spin projection $s^z = 0$ sector and set $J_1 \equiv 1$ as the unit of energy. Disorder with the magnitude W is generated by independent and identically distributed local magnetic fields, with values $w_\ell \in [-W, W]$ drawn from a uniform distribution.

We study two disordered models, the J_1 - J_2 model ($\Delta_1 = \Delta_2 = 0.55$, $J_2 = 1$), and the Heisenberg model ($\Delta_1 = 1$ and $J_2 = 0$). For a given disorder distribution $\{w_\ell\}$, we calculate exact eigenstates around the center of the spectrum using shift and invert diagonalization method [104].

We focus on two widely studied ergodicity indicators that characterize properties of Hamiltonian eigenstates and eigenvalues: the eigenstate entanglement entropy S and the spectral level spacing ratio r , respectively. In the context of Anderson localization, statistics of Hamiltonian eigenvalues and the corresponding scaling solutions as functions of L/ξ_0 represented one of the main numerical approaches to detect the transition point [105, 106]. Recently, ergodicity indicators S and r have been extensively studied in the context of disordered interacting spin chains [35, 37, 45–57, 107–109].

First, we calculate the von Neumann entanglement entropy $S_\alpha = -\text{Tr}\{\hat{\rho}_A \ln(\hat{\rho}_A)\}$ in an eigenstate $|\alpha\rangle$, where the subsystem A consists of the first $L/2$ lattice sites, $\hat{\rho}_A = \text{Tr}_{L-A}\{\hat{\rho}\}$ is the trace over the remaining $L/2$ sites, and $\hat{\rho} = |\alpha\rangle\langle\alpha|$. Since we study the total $s^z = 0$ sector, we divide S_α by the corresponding random-matrix theory (RMT) result $S_{\text{RMT}} = (L/2) \ln(2) + (1/2 + \ln(1/2))/2 - 1/2$, which includes $\mathcal{O}(1)$ contributions and hence minimizes finite-size effects [110]. To calculate the level spacing ratio r , we first calculate $r_\alpha = \min\{\delta_\alpha, \delta_{\alpha-1}\} / \max\{\delta_\alpha, \delta_{\alpha-1}\}$ for an eigenstate $|\alpha\rangle$, where $\delta_\alpha = E_{\alpha+1} - E_\alpha$ is the energy level spacing [35]. We then obtain S and r by averaging S_α/S_{RMT} and r_α , respectively, over eigenstates around the center of the spectrum and over different realizations of the disorder distribution $\{w_\ell\}$ [111]. Results for $S(W)$ and $r(W)$ for different system sizes L are shown for both models in the insets of Fig. 1 and 2, respectively. In the ergodic (small W) regime, $S \approx 1$ and $r \approx r_{\text{GOE}} \approx 0.5307$ [112], while at large W in finite systems, $S \rightarrow 0$ [37] and $r \rightarrow r_{\text{Poisson}} = 2 \ln(2) - 1 \approx 0.3863$ [35].

Our central goal is to find the best data collapse of $S(W, L)$ and $r(W, L)$ as functions of L/ξ . Specifically, we want to establish an unbiased, quantitative measure of the quality of the data collapse for different functional forms of the correlation length ξ [such as ξ_0 and ξ_{KT} from Eqs. (1)-(2)], and the critical disorder W^* , which is included in the expression for ξ . This is achieved by introducing the cost function for a quantity $X \in \{S, r\}$

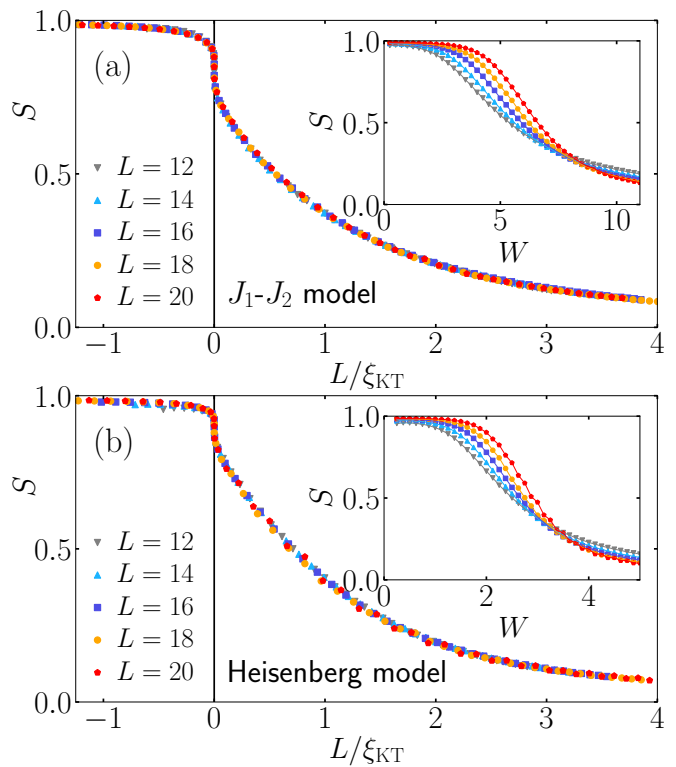


FIG. 1. Eigenstate entanglement entropy S for different systems sizes L , calculated (a) in the J_1 - J_2 model and (b) in the Heisenberg model. Insets show S as a function of disorder W . In the main panels, we plot S as a function of L/ξ_{KT} [$-L/\xi_{\text{KT}}$ if $W < W^*$], where ξ_{KT} is a KT correlation length (2), assuming $b_- = b_+ \equiv b$ and the transition point ansatz $W^* = w_0 + w_1 L$. The optimal parameters b , w_0 and w_1 in ξ_{KT} are obtained by minimizing the cost function $\mathcal{C}_S(\xi_{\text{KT}})$ in Eq. (4). The number of data points included in the minimization procedure is $N_p = 287$ in panel (a) and $N_p = 225$ in panel (b). See Fig. 3 and [111] for details.

that consists of N_p values at different W and L ,

$$\mathcal{C}_X = \frac{\sum_{j=1}^{N_p-1} |X_{j+1} - X_j|}{\max\{X_j\} - \min\{X_j\}} - 1. \quad (4)$$

In Eq. (4), we sort all N_p values of X_j according to nondecreasing values of $\text{sign}[W - W^*]L/\xi$. In the case of an ideal data collapse, this implies $\sum_j |X_{j+1} - X_j| = \max\{X_j\} - \min\{X_j\}$ and therefore $\mathcal{C}_X = 0$. For the large data sets studied here, the cost function is always positive, $\mathcal{C}_X > 0$. Our goal is to find, for given functional forms of the correlation length $\xi(W, L)$ and the critical disorder $W^*(L)$, the optimal values of fitting parameters that minimize \mathcal{C}_X . We apply the cost function minimization algorithm to results for $S(W, L)$ and $r(W, L)$ at $L = 12, 14, 16, 18, 20$ in the J_1 - J_2 model and the Heisenberg model (see Supplemental Material [111] for details).

Results. We now describe our main results, valid for both ergodicity indicators S and r , and for both investigated models. For simplicity, we consider a single fitting

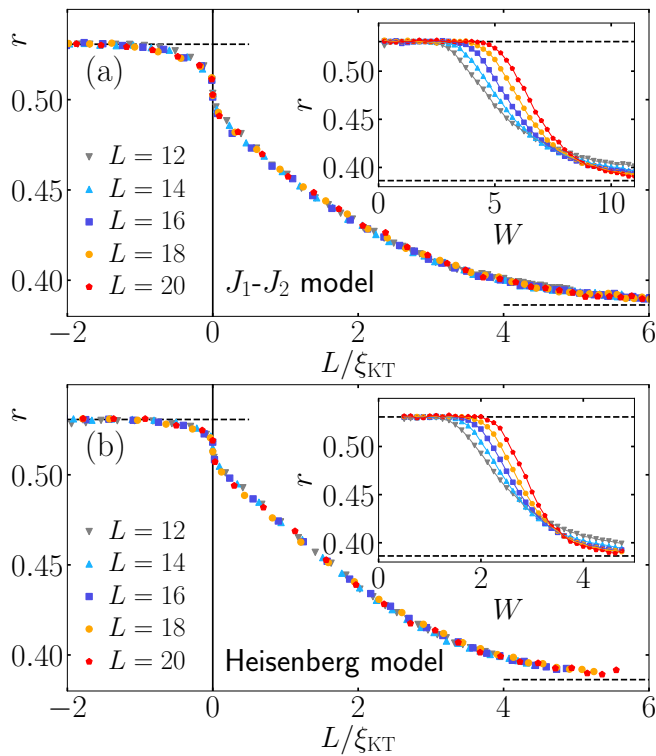


FIG. 2. Level spacing ratio r for different systems sizes L , calculated (a) in the J_1 - J_2 model and (b) in the Heisenberg model. Insets show S as a function of disorder W . In the main panels, we plot r as a function of L/ξ_{KT} [$-L/\xi_{\text{KT}}$ if $W < W^*$], where ξ_{KT} is a KT correlation length (2), assuming $b_- = b_+ \equiv b$ and the transition point ansatz $W^* = w_0 + w_1 L$. The optimal parameters b , w_0 and w_1 in ξ_{KT} are obtained by minimizing the cost function $\mathcal{C}_S(\xi_{\text{KT}})$ in Eq. (4). The number of data points included in the minimization procedure is $N_p = 285$ in panel (a) and $N_p = 175$ in panel (b). See Fig. 3 and [111] for details.

parameter $b_- = b_+ \equiv b$ in ξ_{KT} in Eq. (2). The scenario with $b_- \neq b_+$ and the optimal values of b are discussed in [111].

(i) For the simplest functional forms of the transition point we consider two fitting functions $W^* = w_0$ and $W^* = w_0 + w_1 L$, with free parameters w_0 and w_1 . If we only consider an L -independent function $W^* = w_0$, the data collapse (quantified in terms of the cost function) is better as a function of L/ξ_0 than L/ξ_{KT} [left columns in Tables I and II]. However, the data collapse becomes much better (i.e., the cost function becomes much lower) for the KT transition if W^* is allowed to increase linearly with L [central columns in Tables I and II]. The latter statement holds true also in the special case of zero offset, $W^* = w_1 L$.

As an example, we show in Fig. 1 the entanglement entropy S for both models using $W^* = w_0 + w_1 L$, and plot results in the main panels as functions of L/ξ_{KT} . In Fig. 2, analogous results are shown for the level spacing

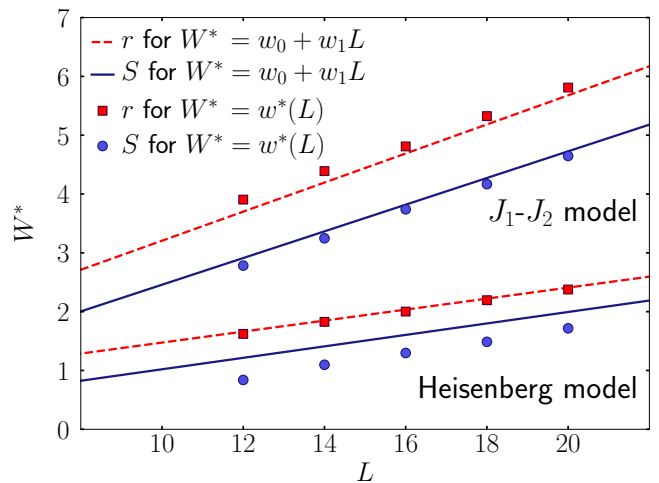


FIG. 3. Ergodicity breaking transition point W^* as a function of system size L , for the J_1 - J_2 model (upper part) and the Heisenberg model (lower part). Results for W^* are obtained from the best data collapse using a KT correlation length ξ_{KT} from Eq. (2), with b as a free parameter (assuming $b_- = b_+$). Lines are results for a transition point ansatz $W^* = w_0 + w_1 L$ (with free parameters w_0 and w_1), symbols are results for a function-independent transition point $W^* = w^*(L)$ [with five free parameters for five different systems sizes $L = 12, 14, 16, 18, 20$]. Results are shown for S (circles and solid lines) and r (squares and dashed lines). In the J_1 - J_2 model we get $(w_0, w_1) = (0.19, 0.23)$ for S and $(0.74, 0.25)$ for r , while in the Heisenberg model we get $(w_0, w_1) = (0.05, 0.10)$ for S and $(0.54, 0.09)$ for r . Therefore, both ergodicity indicators S and r have very similar leading term w_1 within the same model, while the subleading term w_0 may be different.

ratio r . In both figures, the scaling collapses appear to be excellent.

Results at $L/\xi_{\text{KT}} \approx 0$ suggests two remarkable observations. The first is an emergent discontinuity of the rescaled data at the transition. Scenarios for the transition with discontinuous jumps of S at the critical point were previously discussed in Refs. [52, 82]. The second observation is that $r(L/\xi_{\text{KT}} \approx 0)$ and $S(L/\xi_{\text{KT}} \approx 0)$ are very close to the RMT predictions. Hence, their values are close to the thermal values.

(ii) The results from (i) are robust towards more general functional forms of the transition point W^* . First, we tested the fitting functions $W^* = w_0 + w_1/L$ and $W^* = w_0 + w_1/\ln(L)$, which are two parameter fits to W^* , but always yielded substantially higher cost function when compared to the function $W^* = w_0 + w_1 L$ (see [111] for details). Then, we tested a general ansatz $W^* = w^*(L)$ using independent fitting values of w^* for every L [i.e., five different w^* for five different systems sizes $L = 12, 14, 16, 18, 20$]. We find that for system sizes under investigation, the resulting values of $w^*(L)$ after minimization are rather accurately described by the function $W^* = w_0 + w_1 L$ for both ergodicity indicators S and r , as shown in Fig. 3.

We compare the values of the cost functions for the disordered J_1 - J_2 model and the disordered Heisenberg model in Tables I and II, respectively. In Figs. S1-S4 of [111] we also visually compare the scaling collapses of S and r with and without the drift in the functional dependence of the transition point W^* . Note that the cost functions $\mathcal{C}_X[\xi_{\text{KT}}]$ for the general model $W^* = w^*(L)$ take only slightly lower values than for the linear one $W^* = w_0 + w_1L$.

We interpret our results as evidence that a transition with a KT correlation length ξ_{KT} is more favorable than a transition with a power-law correlation length ξ_0 . A particularly suggestive evidence supporting the latter statement is that cost functions using ξ_{KT} with a two-parameter transition point function $W^* = w_0 + w_1L$ [central columns in Tables I and II] are substantially lower than cost functions using ξ_0 with a five-parameter function $W^* = w^*(L)$ [right columns in Tables I and II].

Moreover, for the numerically available system sizes the best scaling collapse of the transition using a KT correlation length ξ_{KT} consistently exhibits a linear drift with system size, $W^* \propto L$, as suggested by Fig. 3. However, an analogous statement cannot be made for the transition using ξ_0 . In the latter case, using $W^* = w^*(L)$ [right column in Tables I and II], we find degenerate solutions (i.e., almost identical values of cost functions) with very different functional forms of W^* .

The observed linear scaling $W^* \propto w_1L$ opens a question about its fate in the thermodynamic limit. While the symbols in Fig. 3 show no tendency towards approaching a horizontal line, we can also not exclude scenarios where $W^*(L) \propto w_1L$ represents a small size behavior that eventually saturates to a finite critical point W_∞^* in the thermodynamic limit. As a quantitative estimate of the latter scenario we consider the functional form $W^*(L) = W_\infty^* \tanh(L/L_0)$, where L_0 represents a characteristic length scale. This form reproduces the linear L dependence at $L \ll L_0$ since $W^*(L) \approx W_\infty^*L/L_0 + \mathcal{O}(L^3/L_0^3)$, where $w_1 = W_\infty^*/L_0$. Then, by requiring the leading term to be much larger than the subleading term at $L = 20$, one could estimate a lower bound for W_∞^* . Using the cost function minimization approach, we estimate $L_0 \gtrsim 50$ (see [111] for details), and hence $W_\infty^* \gtrsim 5$ in the Heisenberg model (using $w_1 = 0.10$) and $W_\infty^* \gtrsim 12$ in the J_1 - J_2 model (using $w_1 = 0.24$).

Discussion. Intriguingly, our analysis predicts nearly thermal (RMT-like) properties of the transition point in finite systems. This is a consequence of the transition taking place at relatively weak disorder: for $L \approx 20$, it occurs at $W^* \approx 2$ in the Heisenberg model and at $W^* \approx 5$ in the J_1 - J_2 model. These values are lower than those usually considered in the MBL literature, which mostly followed the initial proposal [35] for the transition point having insulator-like (Poisson) statistics. Indeed, our scenario for the transition differs from previous numerical studies of the same ergodicity indicators in the Heisenberg model [47, 48], which explored the optimal data collapse as a function of L/ξ_0 and obtained $W^* \approx 3.4 - 3.7$

TABLE I. Cost function \mathcal{C}_X , see Eq. (4), in the J_1 - J_2 model. Values of \mathcal{C}_X are shown for two ergodicity indicators $X \in \{S, r\}$, using correlation lengths ξ_0 and ξ_{KT} from Eqs. (1)-(2). Columns denote different functional forms of W^* used in ξ_0 and ξ_{KT} . Results are obtained using the data points in Figs. 1(a) and 2(a) for $W > 0.5$.

| | $W^* = w_0$ | $W^* = w_0 + w_1L$ | $W^* = w^*(L)$ |
|----------------------------------|-------------|--------------------|----------------|
| $\mathcal{C}_S[\xi_{\text{KT}}]$ | 3.99 | 0.34 | 0.29 |
| $\mathcal{C}_S[\xi_0]$ | 2.80 | 1.81 | 1.71 |
| $\mathcal{C}_r[\xi_{\text{KT}}]$ | 5.46 | 1.01 | 0.92 |
| $\mathcal{C}_r[\xi_0]$ | 4.31 | 2.71 | 2.57 |

TABLE II. Cost function \mathcal{C}_X , see Eq. (4), in the Heisenberg model. Values of \mathcal{C}_X are shown for two ergodicity indicators $X \in \{S, r\}$, using correlation lengths ξ_0 and ξ_{KT} from Eqs. (1)-(2). Columns denote different functional forms of W^* used in ξ_0 and ξ_{KT} . Results are obtained using the data points in Figs. 1(b) and 2(b) for $W > 0.5$.

| | $W^* = w_0$ | $W^* = w_0 + w_1L$ | $W^* = w^*(L)$ |
|----------------------------------|-------------|--------------------|----------------|
| $\mathcal{C}_S[\xi_{\text{KT}}]$ | 2.51 | 0.46 | 0.29 |
| $\mathcal{C}_S[\xi_0]$ | 1.80 | 0.94 | 0.77 |
| $\mathcal{C}_r[\xi_{\text{KT}}]$ | 2.84 | 0.51 | 0.46 |
| $\mathcal{C}_r[\xi_0]$ | 2.16 | 1.08 | 1.01 |

for comparable system sizes.

The outcome of our scaling analysis can be considered as a first step in unifying exact numerical calculations with RG approaches that also predict a KT-like transition [98, 99]. One of the next goals is to better understand the character of the transition point: while our results suggest nearly thermal properties, the RG schemes predict a vanishing density of thermal blocks at the transition [98, 99].

Our analysis applies to disorder averages of ergodicity indicators. When the disorder is increased, fluctuations of ergodicity indicators (at least in finite systems) may become anomalous, which has been observed in fluctuations of the entanglement entropy [45, 50–53] and in distributions of other observables [66, 113–116]. It remains open how the KT character of the transition of averaged quantities is related to other statistical properties of the model.

Conclusions. In this Letter we proposed an unbiased, quantitative approach based on cost function minimization to test the nature of a disorder driven transition in finite quantum spin chains. We argued that certain key ergodicity indicators exhibit clear signatures of the ergodicity breakdown and remarkable finite-size scaling properties, which do not violate the Harris bound [95–97] and are consistent with the KT quantum phase transition.

Moreover, the cost function minimization approach for numerically accessible system sizes results in two fea-

tures: a nearly thermal character of the transition point and its linear drift with the system size. In fact, both properties emerge simultaneously with the KT character of the transition. The main open question is how close are the numerical results to the true asymptotic regime, and what is the relation between the observed properties of the transition point and the KT nature of the transition when the thermodynamic limit is approached. More

work is needed to clarify this.

ACKNOWLEDGMENTS

We acknowledge discussions with F. Heidrich-Meisner. This work is supported by the Slovenian Research Agency (ARRS), Research core fundings No. P1-0044 (J.Š., J.B. and L.V.), No. P1-0402 (T.P.) and No. J1-1696 (L.V.), and by the European Research Council (ERC) under Advanced Grant 694544 – OMNES (T.P.).

-
- [1] L. D’Alessio, Y. Kafri, A. Polkovnikov, and M. Rigol, From quantum chaos and eigenstate thermalization to statistical mechanics and thermodynamics, *Adv. Phys.* **65**, 239 (2016).
 - [2] J. M. Deutsch, Quantum statistical mechanics in a closed system, *Phys. Rev. A* **43**, 2046 (1991).
 - [3] M. Srednicki, Chaos and quantum thermalization, *Phys. Rev. E* **50**, 888 (1994).
 - [4] M. Rigol, V. Dunjko, and M. Olshanii, Thermalization and its mechanism for generic isolated quantum systems, *Nature (London)* **452**, 854 (2008).
 - [5] J. Eisert, M. Friesdorf, and C. Gogolin, Quantum many-body systems out of equilibrium, *Nat. Phys.* **11**, 124 (2015).
 - [6] J. M. Deutsch, Eigenstate thermalization hypothesis, *Rep. Prog. Phys.* **81**, 082001 (2018).
 - [7] T. Mori, T. N. Ikeda, E. Kaminishi, and M. Ueda, Thermalization and prethermalization in isolated quantum systems: a theoretical overview, *J. Phys. B* **51**, 112001 (2018).
 - [8] T. Kinoshita, T. Wenger, and S. D. Weiss, A quantum Newton’s cradle, *Nature (London)* **440**, 900 (2006).
 - [9] Y. Tang, W. Kao, K.-Y. Li, S. Seo, K. Mallayya, M. Rigol, S. Gopalakrishnan, and B. L. Lev, Thermalization near integrability in a dipolar quantum Newton’s cradle, *Phys. Rev. X* **8**, 021030 (2018).
 - [10] J.-S. Caux and F. H. L. Essler, Time evolution of local observables after quenching to an integrable model, *Phys. Rev. Lett.* **110**, 257203 (2013).
 - [11] B. Wouters, J. De Nardis, M. Brockmann, D. Fioretto, M. Rigol, and J.-S. Caux, Quenching the anisotropic Heisenberg chain: Exact solution and generalized Gibbs ensemble predictions, *Phys. Rev. Lett.* **113**, 117202 (2014).
 - [12] B. Pozsgay, M. Mestyán, M. A. Werner, M. Kormos, G. Zaránd, and G. Takács, Correlations after quantum quenches in the XXZ spin chain: Failure of the generalized Gibbs ensemble, *Phys. Rev. Lett.* **113**, 117203 (2014).
 - [13] E. Ilievski, J. De Nardis, B. Wouters, J.-S. Caux, F. H. L. Essler, and T. Prosen, Complete Generalized Gibbs Ensembles in an Interacting Theory, *Phys. Rev. Lett.* **115**, 157201 (2015).
 - [14] P. Calabrese, F. H. L. Essler, and G. Mussardo, Introduction to ‘quantum integrability in out of equilibrium systems’, *J. Stat. Mech.* (2016), 064001.
 - [15] F. H. L. Essler and M. Fagotti, Quench dynamics and relaxation in isolated integrable quantum spin chains, *J. Stat. Mech.* (2016), 064002.
 - [16] M. A. Cazalilla and M.-C. Chung, Quantum quenches in the Luttinger model and its close relatives, *J. Stat. Mech.* (2016), 064004.
 - [17] M. Rigol, Breakdown of thermalization in finite one-dimensional systems, *Phys. Rev. Lett.* **103**, 100403 (2009).
 - [18] A. C. Cassidy, C. W. Clark, and M. Rigol, Generalized thermalization in an integrable lattice system, *Phys. Rev. Lett.* **106**, 140405 (2011).
 - [19] R. Steinigeweg, J. Herbrych, and P. Prelovšek, Eigenstate thermalization within isolated spin-chain systems, *Phys. Rev. E* **87**, 012118 (2013).
 - [20] T. N. Ikeda, Y. Watanabe, and M. Ueda, Finite-size scaling analysis of the eigenstate thermalization hypothesis in a one-dimensional interacting Bose gas, *Phys. Rev. E* **87**, 012125 (2013).
 - [21] V. Alba, Eigenstate thermalization hypothesis and integrability in quantum spin chains, *Phys. Rev. B* **91**, 155123 (2015).
 - [22] M. Rigol, Fundamental asymmetry in quenches between integrable and nonintegrable systems, *Phys. Rev. Lett.* **116**, 100601 (2016).
 - [23] L. Vidmar and M. Rigol, Generalized Gibbs ensemble in integrable lattice models, *J. Stat. Mech.* (2016), 064007.
 - [24] T. LeBlond, K. Mallayya, L. Vidmar, and M. Rigol, Entanglement and matrix elements of observables in interacting integrable systems, *Phys. Rev. E* **100**, 062134 (2019).
 - [25] M. Mierzejewski and L. Vidmar, Quantitative impact of integrals of motion on the eigenstate thermalization hypothesis, *Phys. Rev. Lett.* **124**, 040603 (2020).
 - [26] M. Rigol, V. Dunjko, V. Yurovsky, and M. Olshanii, Relaxation in a completely integrable many-body quantum system: An *Ab Initio* study of the dynamics of the highly excited states of 1D lattice hard-core bosons, *Phys. Rev. Lett.* **98**, 050405 (2007).
 - [27] N. Shiraishi and T. Mori, Systematic construction of counterexamples to the eigenstate thermalization hypothesis, *Phys. Rev. Lett.* **119**, 030601 (2017).
 - [28] R. Mondaini, K. Mallayya, L. F. Santos, and M. Rigol, Comment on “Systematic construction of counterexamples to the eigenstate thermalization hypothesis”, *Phys. Rev. Lett.* **121**, 038901 (2018).

- [29] S. Moudgalya, N. Regnault, and B. A. Bernevig, Entanglement of exact excited states of Affleck-Kennedy-Lieb-Tasaki models: Exact results, many-body scars, and violation of the strong eigenstate thermalization hypothesis, *Phys. Rev. B* **98**, 235156 (2018).
- [30] C. J. Turner, A. A. Michailidis, D. A. Abanin, M. Serbyn, and Z. Papić, Quantum scarred eigenstates in a Rydberg atom chain: Entanglement, breakdown of thermalization, and stability to perturbations, *Phys. Rev. B* **98**, 155134 (2018).
- [31] C. J. Turner, A. A. Michailidis, D. A. Abanin, M. Serbyn, and Z. Papić, Weak ergodicity breaking from quantum many-body scars, *Nat. Phys.* **14**, 745 (2018).
- [32] C.-J. Lin and O. I. Motrunich, Exact quantum many-body scar states in the Rydberg-blockaded atom chain, *Phys. Rev. Lett.* **122**, 173401 (2019).
- [33] T. Iadecola and M. Žnidarič, Exact localized and ballistic eigenstates in disordered chaotic spin ladders and the Fermi-Hubbard model, *Phys. Rev. Lett.* **123**, 036403 (2019).
- [34] M. Schecter and T. Iadecola, Weak ergodicity breaking and quantum many-body scars in spin-1 XY magnets, *Phys. Rev. Lett.* **123**, 147201 (2019).
- [35] V. Oganesyan and D. A. Huse, Localization of interacting fermions at high temperature, *Phys. Rev. B* **75**, 155111 (2007).
- [36] A. Pal and D. A. Huse, Many-body localization phase transition, *Phys. Rev. B* **82**, 174411 (2010).
- [37] B. Bauer and C. Nayak, Area laws in a many-body localized state and its implications for topological order, *J. Stat. Mech.* **2013**, P09005 (2013).
- [38] D. A. Huse, R. Nandkishore, V. Oganesyan, A. Pal, and S. L. Sondhi, Localization-protected quantum order, *Phys. Rev. B* **88**, 014206 (2013).
- [39] D. Pekker, G. Refael, E. Altman, E. Demler, and V. Oganesyan, Hilbert-glass transition: New universality of temperature-tuned many-body dynamical quantum criticality, *Phys. Rev. X* **4**, 011052 (2014).
- [40] D. Basko, I. Aleiner, and B. Altshuler, Metal-insulator transition in a weakly interacting many-electron system with localized single-particle states, *Ann. Phys.* **321**, 1126 (2006).
- [41] I. V. Gornyi, A. D. Mirlin, and D. G. Polyakov, Interacting electrons in disordered wires: Anderson localization and low-T transport, *Phys. Rev. Lett.* **95**, 206603 (2005).
- [42] R. Nandkishore and D. A. Huse, Many-body-localization and thermalization in quantum statistical mechanics, *Ann. Rev. Cond. Mat. Phys.* **6**, 15 (2015).
- [43] E. Altman and R. Vosk, Universal dynamics and renormalization in many-body-localized systems, *Ann. Rev. Cond. Mat. Phys.* **6**, 383 (2015).
- [44] D. A. Abanin, E. Altman, I. Bloch, and M. Serbyn, Colloquium: Many-body localization, thermalization, and entanglement, *Rev. Mod. Phys.* **91**, 021001 (2019).
- [45] J. A. Kjäll, J. H. Bardarson, and F. Pollmann, Many-body localization in a disordered quantum Ising chain, *Phys. Rev. Lett.* **113**, 107204 (2014).
- [46] T. Devakul and R. R. P. Singh, Early breakdown of area-law entanglement at the many-body delocalization transition, *Phys. Rev. Lett.* **115**, 187201 (2015).
- [47] D. J. Luitz, N. Laflorencie, and F. Alet, Many-body localization edge in the random-field Heisenberg chain, *Phys. Rev. B* **91**, 081103 (2015).
- [48] C. L. Bertrand and A. M. García-García, Anomalous Thouless energy and critical statistics on the metallic side of the many-body localization transition, *Phys. Rev. B* **94**, 144201 (2016).
- [49] M. Serbyn and J. E. Moore, Spectral statistics across the many-body localization transition, *Phys. Rev. B* **93**, 041424 (2016).
- [50] D. J. Luitz, Long tail distributions near the many-body localization transition, *Phys. Rev. B* **93**, 134201 (2016).
- [51] X. Yu, D. J. Luitz, and B. K. Clark, Bimodal entanglement entropy distribution in the many-body localization transition, *Phys. Rev. B* **94**, 184202 (2016).
- [52] V. Khemani, S. P. Lim, D. N. Sheng, and D. A. Huse, Critical properties of the many-body localization transition, *Phys. Rev. X* **7**, 021013 (2017).
- [53] V. Khemani, D. N. Sheng, and D. A. Huse, Two universality classes for the many-body localization transition, *Phys. Rev. Lett.* **119**, 075702 (2017).
- [54] S.-H. Lin, B. Sbierski, F. Dorfner, C. Karrasch, and F. Heidrich-Meisner, Many-body localization of spinless fermions with attractive interactions in one dimension, *SciPost Phys.* **4**, 002 (2018).
- [55] W. Buijsman, V. Cheianov, and V. Gritsev, Random matrix ensemble for the level statistics of many-body localization, *Phys. Rev. Lett.* **122**, 180601 (2019).
- [56] P. Sierant and J. Zakrzewski, Level statistics across the many-body localization transition, *Phys. Rev. B* **99**, 104205 (2019).
- [57] P. Sierant and J. Zakrzewski, Model of level statistics for disordered interacting quantum many-body systems, *Phys. Rev. B* **101**, 104201 (2020).
- [58] T. C. Berkelbach and D. R. Reichman, Conductivity of disordered quantum lattice models at infinite temperature: Many-body localization, *Phys. Rev. B* **81**, 224429 (2010).
- [59] O. S. Barišić and P. Prelovšek, Conductivity in a disordered one-dimensional system of interacting fermions, *Phys. Rev. B* **82**, 161106 (2010).
- [60] E. Khatami, M. Rigol, A. Relaño, and A. M. García-García, Quantum quenches in disordered systems: Approach to thermal equilibrium without a typical relaxation time, *Phys. Rev. E* **85**, 050102 (2012).
- [61] R. Modak and S. Mukerjee, Many-body localization in the presence of a single-particle mobility edge, *Phys. Rev. Lett.* **115**, 230401 (2015).
- [62] S. Bera, H. Schomerus, F. Heidrich-Meisner, and J. H. Bardarson, Many-body localization characterized from a one-particle perspective, *Phys. Rev. Lett.* **115**, 046603 (2015).
- [63] R. Mondaini and M. Rigol, Many-body localization and thermalization in disordered Hubbard chains, *Phys. Rev. A* **92**, 041601 (2015).
- [64] E. J. Torres-Herrera and L. F. Santos, Dynamics at the many-body localization transition, *Phys. Rev. B* **92**, 014208 (2015).
- [65] M. Serbyn, Z. Papić, and D. A. Abanin, Criterion for many-body localization-delocalization phase transition, *Phys. Rev. X* **5**, 041047 (2015).
- [66] M. Serbyn, Z. Papić, and D. A. Abanin, Thouless energy and multifractality across the many-body localization transition, *Phys. Rev. B* **96**, 104201 (2017).
- [67] O. S. Barišić, J. Kokalj, I. Balog, and P. Prelovšek, Dynamical conductivity and its fluctuations along the crossover to many-body localization, *Phys. Rev. B* **94**,

- 045126 (2016).
- [68] G. De Tomasi, S. Bera, J. H. Bardarson, and F. Pollmann, Quantum mutual information as a probe for many-body localization, *Phys. Rev. Lett.* **118**, 016804 (2017).
- [69] E. V. H. Doggen, F. Schindler, K. S. Tikhonov, A. D. Mirlin, T. Neupert, D. G. Polyakov, and I. V. Gornyi, Many-body localization and delocalization in large quantum chains, *Phys. Rev. B* **98**, 174202 (2018).
- [70] N. Macé, F. Alet, and N. Laflorencie, Multifractal scalings across the many-body localization transition, *Phys. Rev. Lett.* **123**, 180601 (2019).
- [71] Z. Lenarčič, O. Alberton, A. Rosch, and E. Altman, Critical behavior near the many-body localization transition in driven open systems, [arXiv:1910.01548](https://arxiv.org/abs/1910.01548).
- [72] G. Guidici, F. M. Surace, J. E. Ebot, A. Scardicchio, and M. Dalmonte, Breakdown of ergodicity in disordered $U(1)$ lattice gauge theories, [arXiv:1912.09403](https://arxiv.org/abs/1912.09403).
- [73] A. L. Corps, R. A. Molina, and A. Relaño, Thermalization and Thouless energy in the ergodic side of the many-body localization transition, [arXiv:2001.03990](https://arxiv.org/abs/2001.03990).
- [74] M. Serbyn, Z. Papić, and D. A. Abanin, Local conservation laws and the structure of the many-body localized states, *Phys. Rev. Lett.* **111**, 127201 (2013).
- [75] D. A. Huse, R. Nandkishore, and V. Oganesyan, Phenomenology of fully many-body-localized systems, *Phys. Rev. B* **90**, 174202 (2014).
- [76] V. Ros, M. Müller, and A. Scardicchio, Integrals of motion in the many-body localized phase, *Nuc. Phys. B* **891**, 420 (2015).
- [77] A. Chandran, A. Pal, C. R. Laumann, and A. Scardicchio, Many-body localization beyond eigenstates in all dimensions, *Phys. Rev. B* **94**, 144203 (2016).
- [78] D. Pekker, B. K. Clark, V. Oganesyan, and G. Refael, Fixed points of Wegner-Wilson flows and many-body localization, *Phys. Rev. Lett.* **119**, 075701 (2017).
- [79] R. Vosk, D. A. Huse, and E. Altman, Theory of the many-body localization transition in one-dimensional systems, *Phys. Rev. X* **5**, 031032 (2015).
- [80] A. C. Potter, R. Vasseur, and S. A. Parameswaran, Universal properties of many-body delocalization transitions, *Phys. Rev. X* **5**, 031033 (2015).
- [81] L. Zhang, B. Zhao, T. Devakul, and D. A. Huse, Many-body localization phase transition: A simplified strong-randomness approximate renormalization group, *Phys. Rev. B* **93**, 224201 (2016).
- [82] P. T. Dumitrescu, R. Vasseur, and A. C. Potter, Scaling theory of entanglement at the many-body localization transition, *Phys. Rev. Lett.* **119**, 110604 (2017).
- [83] W. De Roeck and F. Huveneers, Stability and instability towards delocalization in many-body localization systems, *Phys. Rev. B* **95**, 155129 (2017).
- [84] T. Thiery, F. Huveneers, M. Müller, and W. De Roeck, Many-body delocalization as a quantum avalanche, *Phys. Rev. Lett.* **121**, 140601 (2018).
- [85] S. Balasubramanian, Y. Liao, and V. Galitski, Many-body localization landscape, *Phys. Rev. B* **101**, 014201 (2020).
- [86] M. Schreiber, S. S. Hodgman, P. Bordia, H. P. Lüschen, M. H. Fischer, R. Vosk, E. Altman, U. Schneider, and I. Bloch, Observation of many-body localization of interacting fermions in a quasi-random optical lattice, *Science* **349**, 842 (2015).
- [87] S. S. Kondov, W. R. McGehee, W. Xu, and B. DeMarco, Disorder-induced localization in a strongly correlated atomic Hubbard gas, *Phys. Rev. Lett.* **114**, 083002 (2015).
- [88] J. Smith, A. Lee, P. Richerme, B. Neyenhuis, P. W. Hess, P. Hauke, M. Heyl, D. A. Huse, and C. Monroe, Many-body localization in a quantum simulator with programmable random disorder, *Nat. Phys.* **12**, 907 (2016).
- [89] J.-y. Choi, S. Hild, J. Zeiher, P. Schauß, A. Rubio-Abadal, T. Yefsah, V. Khemani, D. A. Huse, I. Bloch, and C. Gross, Exploring the many-body localization transition in two dimensions, *Science* **352**, 1547 (2016).
- [90] A. Lukin, M. Rispoli, R. Schittko, M. E. Tai, A. M. Kaufman, S. Choi, V. Khemani, J. Léonard, and M. Greiner, Probing entanglement in a many-body-localized system, *Science* **364**, 256 (2019).
- [91] M. Rispoli, A. Lukin, R. Schittko, S. Kim, M. E. Tai, J. Léonard, and M. Greiner, Quantum critical behaviour at the many-body localization transition, *Nature* **573**, 385 (2019).
- [92] B. Chiaro *et al*, Growth and preservation of entanglement in a many-body localized system, [arxiv:1910.06024](https://arxiv.org/abs/1910.06024).
- [93] J. Z. Imbrie, On many-body localization for quantum spin chains, *J. Stat. Phys.* **163**, 998 (2016).
- [94] J. Z. Imbrie, Diagonalization and many-body localization for a disordered quantum spin chain, *Phys. Rev. Lett.* **117**, 027201 (2016).
- [95] A. B. Harris, Effect of random defects on the critical behaviour of ising models, *J. Phys. C* **7**, 1671 (1974).
- [96] J. T. Chayes, L. Chayes, D. S. Fisher, and T. Spencer, Finite-size scaling and correlation lengths for disordered systems, *Phys. Rev. Lett.* **57**, 2999 (1986).
- [97] A. Chandran, C. R. Laumann, and V. Oganesyan, Finite size scaling bounds on many-body localized phase transitions, [arxiv:1509.04285](https://arxiv.org/abs/1509.04285) (2015).
- [98] P. T. Dumitrescu, A. Goremykina, S. A. Parameswaran, M. Serbyn, and R. Vasseur, Kosterlitz-Thouless scaling at many-body localization phase transitions, *Phys. Rev. B* **99**, 094205 (2019).
- [99] A. Goremykina, R. Vasseur, and M. Serbyn, Analytically solvable renormalization group for the many-body localization transition, *Phys. Rev. Lett.* **122**, 040601 (2019).
- [100] J. Šuntajs, J. Bonča, T. Prosen, and L. Vidmar, Quantum chaos challenges many-body localization, [arXiv:1905.06345](https://arxiv.org/abs/1905.06345).
- [101] D. A. Abanin, J. H. Bardarson, G. De Tomasi, S. Gopalakrishnan, V. Khemani, S. A. Parameswaran, F. Pollmann, A. C. Potter, M. Serbyn, and R. Vasseur, Distinguishing localization from chaos: challenges in finite-size systems, [arXiv:1911.04501](https://arxiv.org/abs/1911.04501).
- [102] P. Sierant, D. Delande, and J. Zakrzewski, Thouless time analysis of anderson and many-body localization transitions, [arXiv:1911.06221](https://arxiv.org/abs/1911.06221).
- [103] R. K. Panda, A. Scardicchio, M. Schulz, S. R. Taylor, and M. Žnidarič, Can we study the many-body localization transition?, *EPL* **128**, 67003 (2020).
- [104] F. Pietracaprina, N. Macé, D. J. Luitz, and F. Alet, Shift-invert diagonalization of large many-body localizing spin chains, *SciPost Phys.* **5**, 045 (2018).
- [105] B. I. Shklovskii, B. Shapiro, B. R. Sears, P. Lambrianides, and H. B. Shore, Statistics of spectra of disordered

- systems near the metal-insulator transition, *Phys. Rev. B* **47**, 11487 (1993).
- [106] I. K. Zharekeshev and B. Kramer, Asymptotics of universal probability of neighboring level spacings at the Anderson transition, *Phys. Rev. Lett.* **79**, 717 (1997).
- [107] T. Grover, Certain general constraints on the many-body localization transition, [arxiv:1405.1471](https://arxiv.org/abs/1405.1471).
- [108] J. Richter, D. Schubert, and R. Steinigeweg, Decay of spin-spin correlations in disordered quantum and classical spin chains, *Phys. Rev. Research* **2**, 013130 (2020).
- [109] Y. Bar Lev, G. Cohen, and D. R. Reichman, Absence of diffusion in an interacting system of spinless fermions on a one-dimensional disordered lattice, *Phys. Rev. Lett.* **114**, 100601 (2015).
- [110] L. Vidmar and M. Rigol, Entanglement entropy of eigenstates of quantum chaotic Hamiltonians, *Phys. Rev. Lett.* **119**, 220603 (2017).
- [111] See Supplemental Material for details about the cost function minimization procedure, qualitative comparison of different scenarios for the transition point, lower bound estimate for the critical point, and the comparison between different forms of the KT correlation length.
- [112] Y. Y. Atas, E. Bogomolny, O. Giraud, and G. Roux, Distribution of the ratio of consecutive level spacings in random matrix ensembles, *Phys. Rev. Lett.* **110**, 084101 (2013).
- [113] S. Sahu, S. Xu, and B. Swingle, Scrambling dynamics across a thermalization-localization quantum phase transition, *Phys. Rev. Lett.* **123**, 165902 (2019).
- [114] L. Colmenarez, P. A. McClarty, M. Haque, and D. J. Luitz, Statistics of correlations functions in the random Heisenberg chain, *SciPost Phys.* **7**, 64 (2019).
- [115] M. Schulz, S. R. Taylor, A. Scardicchio, and M. Žnidarič, Phenomenology of anomalous transport in disordered one-dimensional systems, *J. Stat. Mech.* **2020**, 023107 (2020).
- [116] M. Mierzejewski, M. Sroda, J. Herbrych, and P. Prelovšek, Resistivity and its fluctuations in disordered many-body systems: from chains to planes, [arxiv:2003.00495](https://arxiv.org/abs/2003.00495) (2020).

Supplemental Material: Ergodicity Breaking Transition in Finite Disordered Spin Chains

Jan Šuntajs¹, Janez Bonča^{2,1}, Tomaž Prosen² and Lev Vidmar^{1,2}

¹*Department of Theoretical Physics, J. Stefan Institute, SI-1000 Ljubljana, Slovenia*

²*Department of Physics, Faculty of Mathematics and Physics, University of Ljubljana, SI-1000 Ljubljana, Slovenia*

S1. DETAILS ABOUT THE COST FUNCTION MINIMIZATION PROCEDURE

Here we provide more details about the minimization procedure of the cost function \mathcal{C}_X introduced in Eq. (4) of the main text.

We first implement numerical exact diagonalization to calculate eigenstates and eigenvalues of the Hamiltonian under investigation. For each Hamiltonian realization \hat{H}_μ (i.e., for fixed model parameters and for randomly generated disorder potentials), we target N_{eig} eigenstates closest to the mean energy $\bar{E}_\mu = \text{Tr}\{\hat{H}_\mu\}/\mathcal{D}$, where \mathcal{D} is the Hilbert space dimension in the $s^z = 0$ sector. We set $N_{\text{eig}} = 100$ in Fig. 1 and $N_{\text{eig}} = 500$ in Fig. 2. Results are further averaged over N_{sample} different realizations of disorder. For the entanglement entropy S in Fig. 1(a), we use $N_{\text{sample}} \geq 1000$ for $L \leq 18$ and $N_{\text{sample}} \geq 400$ for $L = 20$, while in Fig. 1(b), we use $N_{\text{sample}} \geq 1000$ for $L \leq 18$ and $N_{\text{sample}} \geq 100$ for $L = 20$. For the level spacing ratio r in Fig. 2(a), we use $N_{\text{sample}} \geq 450$ for $L \leq 18$ and $N_{\text{sample}} \geq 350$ for $L = 20$, while in Fig. 2(b), we use $N_{\text{sample}} \geq 1000$ for $L \leq 18$ and $N_{\text{sample}} \geq 100$ for $L = 20$.

For a given functional form of the correlation length ξ and the critical disorder W^* [which is included in the functional form of ξ , see Eqs. (1) and (2)], we then sort numerical values of S and r at different W and $L \in \{12, 14, 16, 18, 20\}$ according to nondecreasing L/ξ . In Fig. 1(a) the data included in the minimization procedure were for $0.5 \leq W \leq 15$ (except for for $L = 20$, where $0.5 \leq W \leq 13$) and $\Delta W = 0.25$. In Fig. 1(b) the data included were for $0.5 \leq W \leq 6$ and $\Delta = 0.125$. In Fig. 2(a) the data included in the minimization procedure were for $0.5 \leq W \leq 15$ (except for $L = 20$, where $0.5 \leq W \leq 12.5$) and $\Delta W = 0.25$. In Fig. 2(b) the data included were for $0.5 \leq W \leq 4.75$ and $\Delta = 0.125$.

We apply a differential evolution method implemented in `scipy` to find the optimal set of free parameters of ξ and W^* that minimize the cost function. In each realization, we employ a population size 10^2 and allow for up to 10^3 iterations. We use the relative tolerance of convergence 10^{-2} and employ 10^2 realizations of the algorithm to verify the precision of fitted parameters of the optimal solution.

In the main text (see Tables I and II) we compared cost functions with the functional form of the critical disorder $W^* = w_0$ [one free parameter], $W^* = w_0 + w_1 L$ [two free parameters] and $W^* = w^*(L)$ [five free parameters for five different L]. Here we complement those results by focusing on two-parameter functional forms $W^* =$

TABLE S1. Cost function \mathcal{C}_X , see Eq. (4), in the J_1 - J_2 model. Values of \mathcal{C}_X are shown for two ergodicity indicators $X \in \{S, r\}$, using correlation lengths ξ_0 and ξ_{KT} from Eqs. (1)-(2). Columns denote different functional forms of W^* used in ξ_0 and ξ_{KT} . Results are obtained using the data points in Figs. 1(a) and 2(a) for $W > 0.5$.

| W^* | $w_0 + \frac{w_1}{L}$ | $w_0 + \frac{w_1}{\ln(L)}$ | $w_0 + w_1 L$ |
|----------------------------------|-----------------------|----------------------------|---------------|
| $\mathcal{C}_S[\xi_{\text{KT}}]$ | 1.60 | 1.40 | 0.34 |
| $\mathcal{C}_S[\xi_0]$ | 2.60 | 2.50 | 1.81 |
| $\mathcal{C}_r[\xi_{\text{KT}}]$ | 2.73 | 2.38 | 1.01 |
| $\mathcal{C}_r[\xi_0]$ | 3.72 | 3.27 | 2.71 |

TABLE S2. Cost function \mathcal{C}_X , see Eq. (4), in the Heisenberg model. Values of \mathcal{C}_X are shown for two ergodicity indicators $X \in \{S, r\}$, using correlation lengths ξ_0 and ξ_{KT} from Eqs. (1)-(2). Columns denote different functional forms of W^* used in ξ_0 and ξ_{KT} . Results are obtained using the data points in Figs. 1(b) and 2(b) for $W > 0.5$.

| W^* | $w_0 + \frac{w_1}{L}$ | $w_0 + \frac{w_1}{\ln(L)}$ | $w_0 + w_1 L$ |
|----------------------------------|-----------------------|----------------------------|---------------|
| $\mathcal{C}_S[\xi_{\text{KT}}]$ | 1.31 | 1.08 | 0.46 |
| $\mathcal{C}_S[\xi_0]$ | 1.33 | 1.36 | 0.94 |
| $\mathcal{C}_r[\xi_{\text{KT}}]$ | 1.58 | 1.37 | 0.51 |
| $\mathcal{C}_r[\xi_0]$ | 1.73 | 1.31 | 1.08 |

$w_0 + w_1/L$ and $W^* = w_0 + w_1/\ln(L)$. These two functions imply finite critical disorder $W^* = w_0$ in the thermodynamic limit $L \rightarrow \infty$. Results for the optimal cost function are compared to the results for the functional form with a linear drift with L , i.e., $W^* = w_0 + w_1 L$, see Tables S1 and S2. The main result is that the functional form of the critical disorder W^* always yields a lower cost function if a linear drift with L is allowed. Moreover, in the case of a linear drift the solution using the KT correlation length ξ_{KT} is always substantially better. In other cases, there is no considerable difference in cost functions between solutions using ξ_{KT} or ξ_0 .

S2. QUALITATIVE COMPARISON

Tables I-II in the main text show quantitative comparison of the cost functions for different functional forms of the correlation length ξ and critical disorder W^* . Here we complement these results by showing qualitative (visual) comparison of the best data collapses. We focus on

functional forms of the critical disorder with the linear drift $W^* \propto L$ and in the absence thereof. In the first case, we show the best data collapse as functions of L/ξ_{KT} using $W^* = w_0 + w_1L$, see Figs. S1(a)-S4(a). In the second case, we show the best data collapse as functions of L/ξ_0 using $W^* = w_0$, see Figs. S1(b)-S4(b). The results agree with expectations that the better data collapse in terms of the cost function also yields a visually more convincing data collapse.

S3. LOWER BOUND ESTIMATE FOR THE CRITICAL POINT

In the main text we discussed scenarios for the large- L dependence of the transition point $W^*(L)$. We argued that our analysis may provide an estimate for the lower bound of W^* if one assumes that the deviation from the linear drift $W^* \propto w_1L$ emerges at system sizes that are only slightly larger than the maximal system size studied here, $L = 20$.

For a quantitative analysis we use the fitting function for the transition point $W^*(L) = W_\infty^* \tanh(L/L_0)$. We apply the cost function minimization algorithm for S using ξ_{KT} with two free parameters W_∞^* and b (i.e., $b_- = b_+$), while we fix L_0 . The corresponding cost function \mathcal{C}_S as a function of L_0 is shown for both models in Fig. S5. We define \bar{L}_0 as the lower bound for L_0 by requiring that $\mathcal{C}_S(L_0 \gtrsim \bar{L}_0)$ is independent of L_0 . While the extraction of such a lower bound is less ambiguous for the J_1 - J_2 model than for the Heisenberg model, we assume for both models $\bar{L}_0 \approx 50$. We use this value to estimate the lower bounds for the critical point listed in the main text.

S4. DIFFERENT FORMS OF THE KT CORRELATION LENGTH

In the main text, we studied the scaling collapses of S and r using the KT correlation length ξ_{KT} from Eq. (2) with the identical parameter $b = b_- = b_+$ on both sides of the transition. In the scaling analysis of S in the main text, we get $b = 4.87$ [$b = 3.21$] in Fig. 1(a) [1(b)], and in the scaling analysis of r , we get $b = 3.07$ [$b = 1.96$] in Fig. 2(a) [2(b)]. Here we discuss the more general scenario when $b_- \neq b_+$, i.e., b_- and b_+ are independent free fitting parameters.

We focus on functional forms of the critical disorder W^* that yield the lowest cost functions, i.e., $W^* = w_0 + w_1L$ and $W^* = w^*(L)$ [see Tables I and II in the main text]. Results for the cost functions are listed in Table S3 for the J_1 - J_2 model and in Table S4 for the Heisenberg model. The first prominent feature is that the parameter b_+ remains very close to the value of b ,

while the parameter b_- may strongly depart from this value. This is related to the property of the ergodicity indicators S and r being nearly a constant below the transition, and hence being less sensitive to the choice of b_- (which then appears as quite irrelevant parameter). The second prominent feature is that the values of parameters w_0 , w_1 and $w^*(L)$ in the functional forms of the critical disorder W^* remain essentially unchanged. This is shown in Fig. S6, where the results from both scenarios $b_- = b_+$ and $b_- \neq b_+$ exhibit fairly good agreement. Hence, we expect that our main results remain robust against the choice of relation between b_- and b_+ .

Finally, we comment on the values of the parameters b (or b_- , b_+) in the KT correlation length ξ_{KT} for different ergodicity indicators within the same model, listed in Tables S3 and S4. These values may suggest that b (or b_- , b_+) are not identical for S and r within the same model. Nevertheless, we refrain from making any speculations about their asymptotic values.

TABLE S3. Cost function \mathcal{C}_X , see Eq. (4), and the parameters b_- , b_+ of the correlation length ξ_{KT} , see Eq. (2), in the J_1 - J_2 model. Values of \mathcal{C}_X are shown for two ergodicity indicators $X \in \{S, r\}$ and for different scenarios $b_- = b_+$ and $b_- \neq b_+$. Columns denote different functional forms of W^* used in ξ_{KT} . Results are obtained using the data points in Figs. 1(a) and 2(a) for $W > 0.5$. The corresponding values of W^* are shown in Fig. S6.

| | $W^* = w_0 + w_1L$ | $W^* = w^*(L)$ |
|--|--------------------|------------------|
| Case $b = b_- = b_+$: | | |
| $\mathcal{C}_S[\xi_{\text{KT}}], b$ | 0.34, 4.87 | 0.29, 4.90 |
| Case $b_- \neq b_+$: | | |
| $\mathcal{C}_S[\xi_{\text{KT}}], b_-, b_+$ | 0.28, 10.63, 4.75 | 0.22, 9.85, 4.53 |
| Case $b = b_- = b_+$: | | |
| $\mathcal{C}_r[\xi_{\text{KT}}], b$ | 1.01, 3.07 | 0.92, 3.00 |
| Case $b_- \neq b_+$: | | |
| $\mathcal{C}_r[\xi_{\text{KT}}], b_-, b_+$ | 0.89, 7.23, 2.84 | 0.82, 7.56, 2.54 |

TABLE S4. Cost function \mathcal{C}_X for the Heisenberg model using the data points in Figs. 1(b) and 2(b). Parameters are the same as in Table S3.

| | $W^* = w_0 + w_1L$ | $W^* = w^*(L)$ |
|--|--------------------|------------------|
| Case $b = b_- = b_+$: | | |
| $\mathcal{C}_S[\xi_{\text{KT}}], b$ | 0.46, 3.21 | 0.29, 3.59 |
| Case $b_- \neq b_+$: | | |
| $\mathcal{C}_S[\xi_{\text{KT}}], b_-, b_+$ | 0.37, 1.04, 3.34 | 0.22, 1.14, 3.35 |
| Case $b = b_- = b_+$: | | |
| $\mathcal{C}_r[\xi_{\text{KT}}], b$ | 0.51, 1.96 | 0.46, 2.04 |
| Case $b_- \neq b_+$: | | |
| $\mathcal{C}_r[\xi_{\text{KT}}], b_-, b_+$ | 0.49, 0.68, 2.23 | 0.45, 2.05, 1.95 |

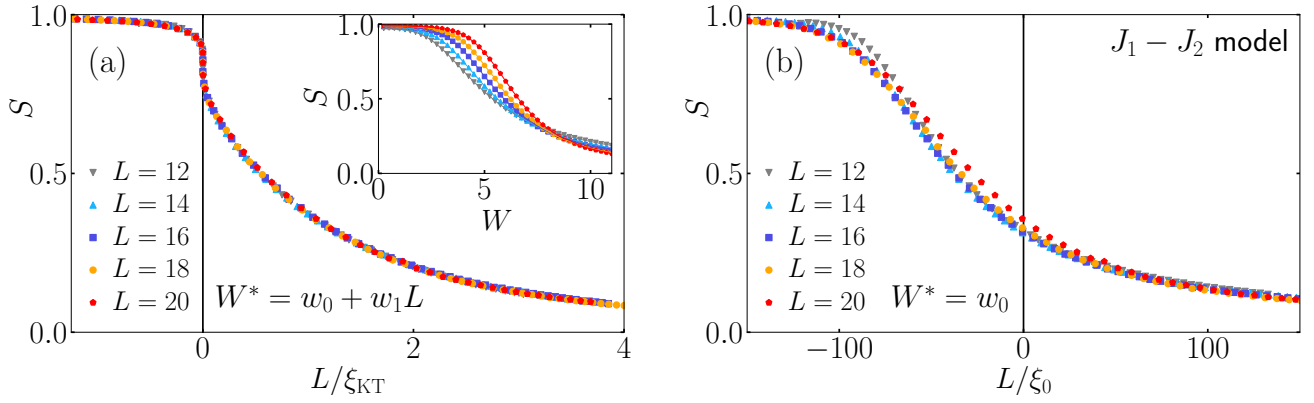


FIG. S1. Eigenstate entanglement entropy S for different systems sizes L in the J_1 - J_2 model. We plot results as a function of L/ξ , using $\xi = \xi_{KT}$ in (a) [assuming $b_- = b_+ \equiv b$ in Eq. (2), as in Fig. 1(a)], and $\xi = \xi_0$ in (b). We use the transition point ansatz $W^* = w_0 + w_1 L$ in (a) and $W^* = w_0$ in (b). The inset shows results as a function of disorder W . Values of the cost function are $\mathcal{C}_S(\xi_{KT}) = 0.34$ in (a) and $\mathcal{C}_S(\xi_0) = 2.80$ in (b).

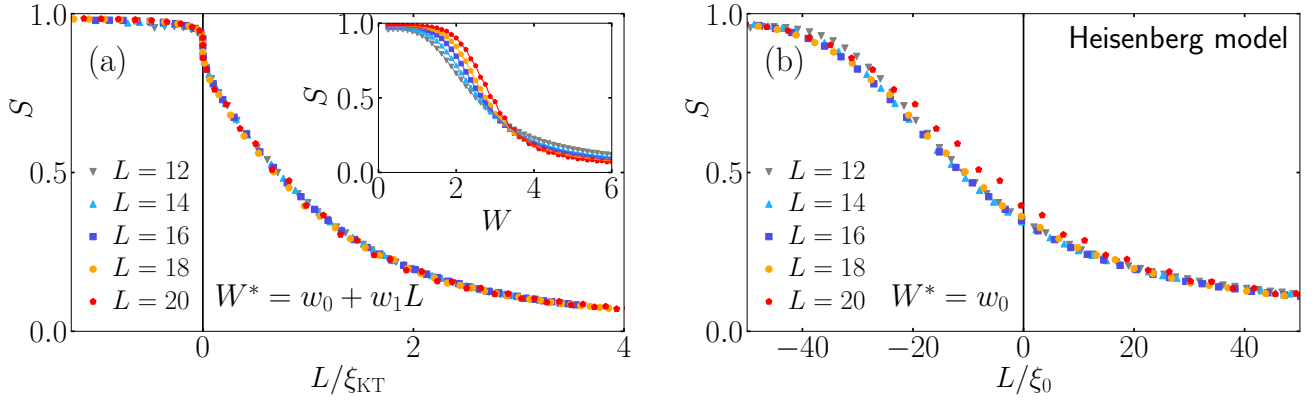


FIG. S2. Eigenstate entanglement entropy S for different systems sizes L in the Heisenberg model. We plot results as a function of L/ξ , using $\xi = \xi_{KT}$ in (a) [assuming $b_- = b_+ \equiv b$ in Eq. (2), as in Fig. 1(b)], and $\xi = \xi_0$ in (b). We use the transition point ansatz $W^* = w_0 + w_1 L$ in (a) and $W^* = w_0$ in (b). The inset shows results as a function of disorder W . Values of the cost function are $\mathcal{C}_S(\xi_{KT}) = 0.46$ in (a) and $\mathcal{C}_S(\xi_0) = 1.80$ in (b).

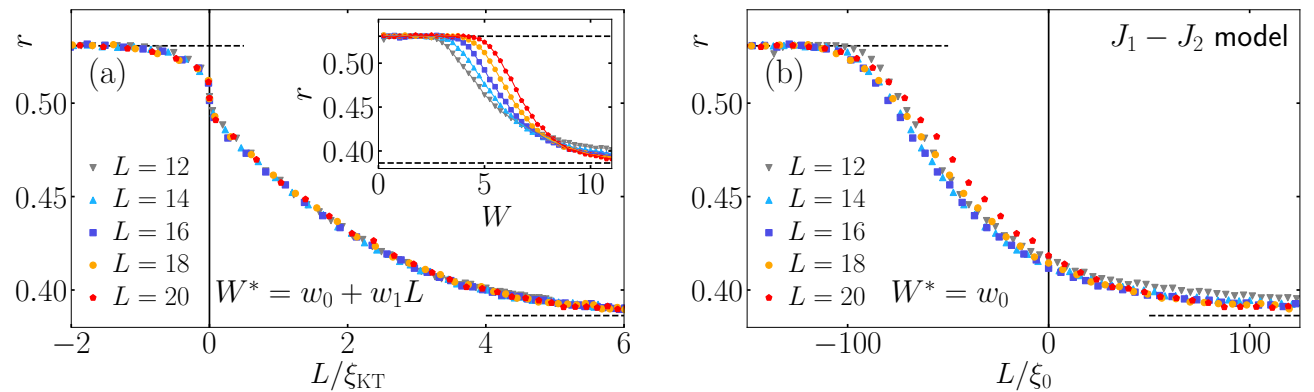


FIG. S3. Level spacing ratio r for different systems sizes L in the J_1 - J_2 model. We plot results as a function of L/ξ , using $\xi = \xi_{KT}$ in (a) [assuming $b_- = b_+ \equiv b$ in Eq. (2), as in Fig. 2(a)], and $\xi = \xi_0$ in (b). We use the transition point ansatz $W^* = w_0 + w_1 L$ in (a) and $W^* = w_0$ in (b). The inset shows results as a function of disorder W . Values of the cost function are $\mathcal{C}_r(\xi_{KT}) = 1.01$ in (a) and $\mathcal{C}_r(\xi_0) = 4.31$ in (b).

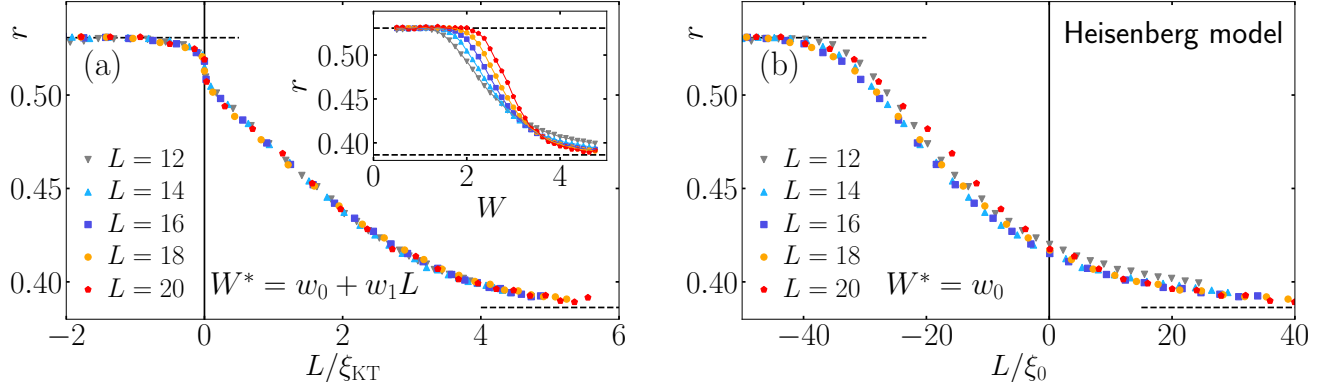


FIG. S4. Level spacing ratio r for different systems sizes L in the Heisenberg model. We plot results as a function of L/ξ , using $\xi = \xi_{\text{KT}}$ in (a) [assuming $b_- = b_+ \equiv b$ in Eq. (2), as in Fig. 2(b)], and $\xi = \xi_0$ in (b). We use the transition point ansatz $W^* = w_0 + w_1 L$ in (a) and $W^* = w_0$ in (b). The inset shows results as a function of disorder W . Values of the cost function are $C_r(\xi_{\text{KT}}) = 0.51$ in (a) and $C_r(\xi_0) = 2.16$ in (b).

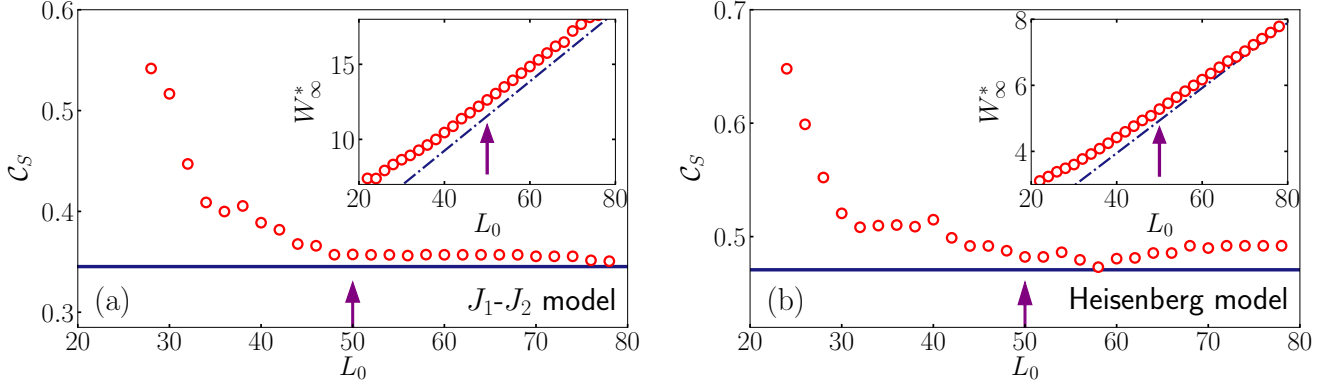


FIG. S5. Cost functions C_S for S in the J_1 - J_2 model (a) and in the Heisenberg model (b), as a function of L_0 . We use the KT correlation length ξ_{KT} and the fitting function for the transition point $W^*(L) = W_\infty \tanh(L/L_0)$. Horizontal lines represent the value w_1 if one uses the fitting function $W^*(L) = w_1 L$, and the arrows sketch the onset of roughly L_0 -independent cost functions C_S . Insets: the optimal values of W_∞^* as a function of L_0 . Dashed lines represent $w_1 L_0$.

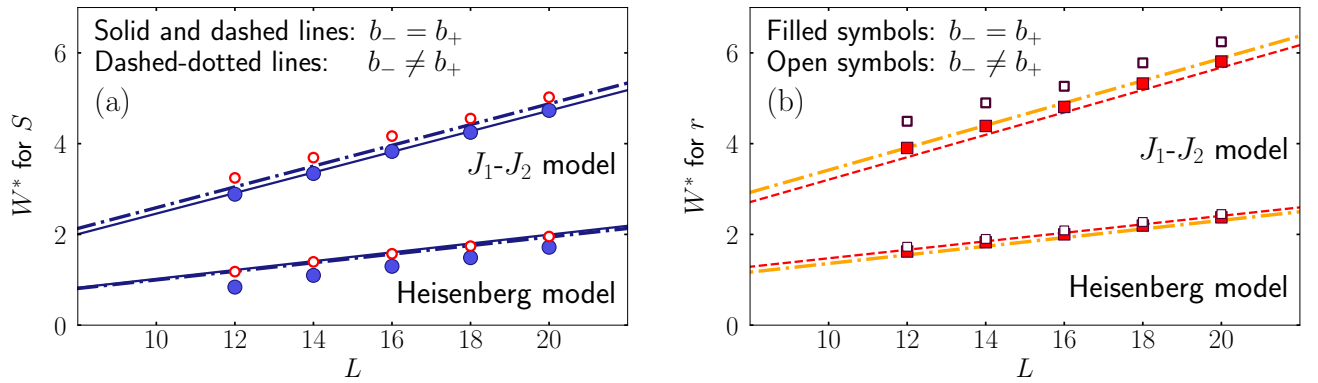


FIG. S6. Ergodicity breaking transition point W^* as a function of system size L , for the J_1 - J_2 model (upper part) and the Heisenberg model (lower part). Results for W^* are obtained from the best data collapse using a KT correlation length ξ_{KT} from Eq. (2). Solid and dashed lines, and filled symbols, are identical to the ones in Fig. 3 of the main text (i.e., assuming $b_- = b_+$ in ξ_{KT}). Dashed-dotted lines and open symbols are obtained by taking independent parameters $b_- \neq b_+$. All lines are results for a transition point ansatz $W^* = w_0 + w_1 L$ (with free parameters w_0 and w_1), all symbols are results for a function-independent transition point $W^* = w^*(L)$ [with five free parameters for five different systems sizes $L = 12, 14, 16, 18, 20$]. Results are shown for the eigenstate entanglement entropy S in panel (a) and the level spacing ratio r in panel (b).