

Cocktail: Cost-efficient and Data Skew-aware Online In-Network Distributed Machine Learning for Intelligent 5G and Beyond

Lingjun Pu, Xu Chen, *Member, IEEE*, Ruilin Yun, Xinjing Yuan,
Pan Zhou, *Member, IEEE*, and Jingdong Xu.

Abstract

To facilitate the emerging applications in the 5G networks and beyond, mobile network operators will provide many powerful control functionalities such as RAN slicing and resource scheduling. These control functionalities generally comprise a series of prediction tasks such as channel state information prediction, cellular traffic prediction and user mobility prediction which will be enabled by machine learning (ML) techniques. However, training the ML models offline is inefficient, due to the excessive overhead for forwarding the huge volume of data samples from cellular networks to remote ML training clouds. Thanks to the promising edge computing paradigm, we advocate cooperative online in-network ML training across edge clouds. To alleviate the data skew issue caused by the capacity heterogeneity and dynamics of edge clouds while avoiding excessive overhead, we propose *Cocktail*, a cost-efficient and data skew-aware online in-network distributed machine learning framework. We build a comprehensive model and formulate an online data scheduling problem to optimize the framework cost while reconciling the data skew from both short-term and long-term perspective. We exploit the stochastic gradient descent to devise an online asymptotically optimal algorithm. As its core building block, we propose optimal policies based on novel graph constructions to respectively solve two subproblems. We also improve the proposed online algorithm with online learning for fast convergence of in-network ML training. A small-scale testbed and large-scale simulations validate the superior performance of our framework.

Lingjun Pu, Ruilin Yun, Xinjing Yuan and Jingdong Xu are with the College of Computer Science, Nankai University, Tianjin 300071, China. (e-mail: {pulj, yunrl, yuanxj, xujd}@nankai.edu.cn).

Xu Chen is with the School of Data and Computer Science, Sun Yat-sen University, Guangzhou 510006, China. (e-mail: chenxu35@mail.sysu.edu.cn).

Pan Zhou is with the School of Cyber Science and Engineering, Huazhong University of Science and Technology, Wuhan 430074, China (e-mail: panzhou@hust.edu.cn).

I. INTRODUCTION

In the coming era of 5G and Beyond, various kinds of attractive applications such as mobile AR/VR, autonomous driving and cellular IoT are emerging and getting great attention. To benefit these novel applications, mobile network operators will not only deploy a massive number of base stations, pursue flexible cellular architectures but also equip many powerful control functionalities such as user association, antenna power allocation and RAN slicing [1]. In general, these control functionalities involve a series of prediction tasks such as channel state information prediction [2], cellular traffic prediction [3] and user mobility prediction [4], and these network operation based prediction tasks will be empowered by a variety of machine learning (ML) techniques such as deep learning [5], [6]. Nevertheless, their current ML models are often derived in an offline manner and suffering from the massive number of mobile users and base stations, since there will be a significantly excessive overhead and latency for forwarding the huge volume of data samples from cellular networks to remote ML training clouds. Moreover, offline ML training would fail to provide the continuous learning capability for fast model updating with fresh input data samples from the dynamic cellular network environments. Therefore, it is highly desirable to pursue an efficient online ML training framework for real-time training jobs processing to support intelligent 5G and Beyond.

Edge computing is an emerging computing paradigm, where a number of micro clouds are deployed at the network edge to provide low-latency computing and caching services for mobile users [1], [7], [8]. Inspired by the idea of edge computing, we advocate online distributed ML across edge clouds for real-time in-network processing. As shown in Fig. 1, we adopt the efficient parameter server based distributed ML training architecture. Specifically, distributed edge clouds (ECs: ML workers) will cooperatively train an evolved ML model for a network operation based prediction task, in terms of the data samples related to base stations and mobile users continuously generated by a large number of central units (CUs: data sources). In addition to making global model aggregation [9], [10], the parameter server also works as the coordinator to make scheduling decision for each EC on data collection (i.e., the number of data collected from each CU) and data training (i.e., the number of data trained from its maintained CU queues). By leveraging a multitude of edge computing resources to support in-network ML training in the proximity of data sources, this framework can reduce the significant overhead and latency for the offline ML training in the remote clouds. Nevertheless, to fully leash the benefits of

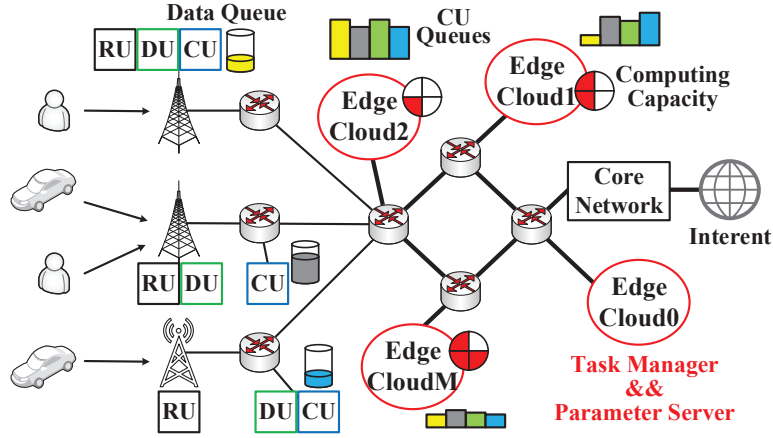


Fig. 1: The Overview of the *Cocktail* framework, where radio unit (RU) provides cellular access, distributed unit (DU) provides latency-sensitive cellular data processing and centralized unit (CU) provides more complicated cellular data processing. In our framework, CUs will continuously generate data samples related to their associated base stations and mobile users (i.e., data sources) and distributed edge clouds (i.e., ML workers) will train the generated data samples from CUs in an online manner.

such distributed ML training architecture for efficient online in-network ML training, we need to carefully address the following challenges:

(1) *It is not a one-shot operation (i.e., online and incremental training), but requires to continuously adapt to system dynamics on the fly.* For example, the decision making on the data training of any EC is temporally coupled in its CU queues, and that its time-varying computing capacity is hard to predict in advance. Therefore, the parameter server requires to make decisions with current system information only.

(2) *It should alleviate the data skew issue [11], [12], due to the capacity heterogeneity and dynamics of ECs.* For example, if an EC always achieves a high transmission capacity with a given CU, its corresponding CU queue will quickly accumulate, and the EC will be more likely to train more data from that CU queue over time, which results in a skewed trained dataset and consequently decreases the accuracy of the trained model.

(3) *It should be cost-efficient and scalable.* Intuitively, this online training framework should not introduce great transmission and computing overhead, which is also in accordance with many edge computing and caching systems [8], [13], and besides it should be scalable to accommodate a large number of ECs (i.e., ML workers) and CUs (i.e., data sources).

Despite there has been a growing interest in marrying ML with edge computing (see the

recent surveys [14], [15] as references), most of researchers focus on the edge-assisted ML inference. Recently, some researchers consider federated learning in mobile edge networks (see the recent survey [16] as a reference), while they mainly explore the transmission and computing resource allocation to accelerate local training [17], [18] and the incentive mechanism to recruit the participants [19], [20]. Although the researchers in [9] also discuss distributed ML with edge computing, they mainly address the problem of choosing the optimal global aggregation frequency under a given resource budget. In addition, some ML researchers cope with the data skew issue in federated learning [11], [12], while their methods cannot be applied to our scenario, since they assume the data distribution of each data source is known in advance. Along a different line, we propose a novel cost-efficient and data skew-aware online in-network distributed machine learning framework to facilitate intelligent control functionalities in future cellular networks. Accordingly, we make the following three key contributions:

- We build a comprehensive model for data sources (CUs), ML workers (ECs) and the parameter server in the *Cocktail* framework, while introducing a skew-aware data collection, a skew-aware local training and a long-term skew amendment mechanism. Then, we formulate an online data scheduling (i.e., data collection and data training) problem to optimize the framework cost while reconciling the data skew issue from both short-term and long-term perspective (Section II).
- We exploit the stochastic gradient descent technique to devise an online data scheduling algorithm. As the core building block, we propose optimal policies based on novel graph constructions to respectively solve two subproblems (i.e., skew-aware data collection and skew-aware data training). Theoretical analysis show that the proposed online algorithm achieves an asymptotic optimum with a polynomial running time. In addition, we improve it with online learning to facilitate fast convergence of in-network ML training (Section III).
- We implement a small-scale testbed and conduct large-scale simulations to evaluate our framework. The results are in accordance with the theoretical analysis and confirm the effectiveness of the involved three skew-aware mechanisms. In addition, they also show that our proposed algorithm can achieve up to 43.7% cost reduction compared with the benchmarks (Section IV).

II. FRAMEWORK MODEL

As shown in Fig. 1, the *Cocktail* framework locates in a typical multi-access edge computing (MEC) enabled 5G network architecture [7] where a number of edge clouds (ECs) are cooperative to provide edge services such as computing, caching and content streaming for mobile users. In our framework, mobile network operators will deploy a training manager in a given EC (e.g., EC0 in Fig. 1) to launch and supervise a series of machine learning (ML) training jobs for the network operation based prediction tasks such as beamforming for mmWave systems [21], channel state information (CSI) prediction [2], cellular traffic prediction [3] and user mobility prediction [4] in 5G networks and beyond. For ease of management, the training manager will build an exclusive network slice for each ML training job.

In each network slice, the training manager takes the distributed ML into account. Specifically, it first sets up a parameter server (e.g., one VM or container) in EC0. Then, it selects a set $\mathcal{N} = \{1, 2, \dots, N\}$ of central units (CUs) to generate the required data samples¹ related to their associated base stations and mobile users. Note that we consider CUs as *data sources*, since they can be viewed as the “middleware” between 5G RAN and MEC, leading our framework not to care about the underlying RU-DU-CU architectures as shown in Fig. 1. At last, it selects a set $\mathcal{M} = \{1, 2, \dots, M\}$ of ECs as *distributed ML workers*. That is, they will continuously collect data from those selected CUs, update local model parameters and synchronize them with the parameter server. Note that we do not consider CUs as workers, so as to avoid great impact on regular 5G RAN services by our framework such as resource competition.

We assume all the network slices are independent in our framework and each of them operates in a time-slotted pattern (e.g., at the timescale of tens of minutes). In this case, we only take one network slice (e.g., one ML training job) into account and assume each slot t has a unit time length for simplicity.

A. Central Unit (Data Source) Model

Data Generation: we consider supervised learning in our framework. That is, a data sample consists of an input vector for the trained model and a desired scalar output. In our framework, data samples are automatically generated by CUs without human supervision. For example, each CU can record a time series of traffic of base stations and exploit recurrent neural networks

¹In this paper, we use data and data sample interchangeably.

(e.g., LSTM) to train the cellular traffic prediction model [3]. Besides, each CU can also record a number of user movement trajectories (e.g., a chain of associated base station IDs as a user movement trajectory) and exploit extreme gradient boosting (XGBoost) to train the user mobility prediction model [4]. We believe such an in-network and automatic data generation will not lead to great overhead and latency.

We consider each data sample has a unit size (e.g., tens or hundreds of KBs) and each CU $i \in \mathcal{N}$ maintains a data queue $Q_i(t)$ to store the generated data samples as shown in Fig. 1. We denote by ζ_i the average data generation rate and by $A_i(t)$ the instantaneous number of generated data (i.e., $\mathbb{E}[A_i(t)] = \zeta_i$). Note that $A_i(t)$ could be relevant to the number of mobile users and/or active base stations (i.e., not in the sleep mode) associated with CU i in slot t . We assume each CU $i \in \mathcal{N}$ has accumulated a sufficient number of data samples before the corresponding network slice operates. That is, $Q_i(0) = Q_0, \forall i \in \mathcal{N}$.

B. Edge Cloud (ML Worker) Model

Skew-aware Data Collection: we consider each CU will establish and maintain at most one connection to edge clouds (ECs) in our framework per slot, due to limited CU bandwidth and its contention among RAN services and network slices² [7], [22], while each EC can establish multiple connections (e.g., time division multiplexing) to collect data from CUs. To this end, we denote by $d_{ij}(t)$ the end-to-end transmission capacity³ between CU i and EC j , by $\alpha_{ij}(t)$ a control variable indicating whether their connection is established, and by $\theta_{ij}(t)$ a control variable indicating the connection duration in slot t . Then, we have the queue dynamics of $Q_i(t)$ and the CU–EC transmission constraints as follows:

$$Q_i(t+1) = \left[Q_i(t) - \sum_j \alpha_{ij}(t) \theta_{ij}(t) d_{ij}(t) \right]^+ + A_i(t), \quad (1)$$

$$\sum_{j \in \mathcal{M}} \alpha_{ij}(t) \leq 1, \quad (2)$$

$$\sum_{i \in \mathcal{N}} \theta_{ij}(t) \leq 1, \quad (3)$$

where $[x]^+ \triangleq \max\{x, 0\}$ and $\alpha_{ij}(t) \theta_{ij}(t) d_{ij}(t)$ indicates the number of data transmitted from CU i to EC j in slot t . Constraint (2) refers to each CU can have at most one connection to ECs, and constraint (3) refers to the total duration of CU connections of one EC cannot exceed the slot length, also known as the per-slot EC transmission capacity constraint.

²Another reason why we do not consider the CU–EC full connections in our framework is given in Section III-B.

³Unless otherwise noted, the unit of variables in this paper is the size of a data sample (e.g., tens to hundreds of KBs).

In general, ML training jobs require a large number of data samples collected from different data sources in an evenness manner [9], [11], [12]. Without specific settings, each EC $j \in \mathcal{M}$ in our framework will allocate the whole slot to the CU with the largest end-to-end transmission capacity, so as to collect the maximum number of data samples. In this case, *only M out of N CUs can upload data per slot, leading to a skewed data collection (i.e., unevenness)*. To this end, a skew-aware data collection mechanism should be considered, and we will elaborate on it in Section III-B. To facilitate the mechanism design and fully utilize EC computing and transmission capacity, we consider each EC j maintains a data queue $R_{ij}(t)$ for each CU i to store the collected data samples. We call $R_{ij}(t), \forall i$ by CU queues in EC j . Initially, $R_{ij}(0) = 0, \forall i, \forall j$.

Skew-aware Local Training: as for the pre-slot local training, we denote by $\mathcal{D}_j(t)$ the set of data samples trained by EC j , by $\mathcal{W}_j(t)$ the derived parameters (weights) of local model, and by $F_j(\mathcal{W}_j(t))$ the local loss function in slot t . According to the existing distributed ML frameworks [9], [10], each EC initially has the same parameters (i.e., $\mathcal{W}_j(0) = \mathcal{W}_0, \forall j \in \mathcal{M}$) and exploits a gradient descent technique to update the parameters in terms of the trained dataset and local loss function. Formally, we have

$$\mathcal{W}_j(t+1) = \mathcal{W}_j(t) - \tau \frac{\sum_{h \in \mathcal{D}_j(t)} \nabla_h F_j(\mathcal{W}_j(t))}{|\mathcal{D}_j(t)|}, \quad (4)$$

where $|\mathcal{D}_j(t)|$ is the set size, $\nabla_h F_j(\mathcal{W}_j(t))$ is the gradient of $F_j(\mathcal{W}_j(t))$ based on a data sample $h \in \mathcal{D}_j(t)$, and τ is the step-size of the gradient descent. According to equation (4), we argue that a valuable local parameter update depends on the “quality” of the trained dataset $\mathcal{D}_j(t)$ in each slot, and we consider that *a high quality dataset is composed of the data samples evenly selected from different data sources*.

To obtain a high quality dataset in each slot, we advocate an EC-assisted and skew-aware local training. Specifically, each EC should train the data evenly from its CU queues as far as possible, which will be elaborated in Section III-C. In addition, if an EC lacks data samples from a CU (i.e., with small queue backlog), it can “borrow” some data from the corresponding CU queue in another EC (i.e., data samples offloading), so as to achieve the skew-aware local training per slot. This pattern is also in accordance with the cooperative principle among ECs (e.g., cooperative computing and caching). Note that we do not suggest the CU to directly replenish the EC during its local training, since the transmission capacity between ECs is much larger, more cost-effective and more easily extensible [7], [8].

To proceed, we denote by $f_j(t)$ the computing capacity of EC j (in cycles) and by $D_{jk}(t)$ the

transmission capacity between EC j and k . They may change across slots, due to the resource competition between our framework and other services in ECs. In addition, we introduce two control variables $x_{ij}(t), y_{ijk}(t)$ to respectively indicate the number of data from CU queue $R_{ij}(t)$ trained by EC j and offloaded to EC k in slot t . Besides, we introduce a binary control variable $z_{jk}(t)$ to indicate whether EC j is connected to EC k , and assume each EC will establish and maintain at most one connection to other ECs in slot t . We consider such an one-connection setting is easily implemented and sufficient, since the transmission capacity between ECs is large and the connected ECs could mutually offload data from different CU queues to facilitate the skew-aware local training⁴. Then, we have the following EC – EC transmission constraints:

$$\sum_{k \in \mathcal{M}} z_{jk}(t) + \sum_{m \in \mathcal{M} \setminus k} z_{mj}(t) \leq 1, \quad (5)$$

$$\sum_{i \in \mathcal{N}} [y_{ijk}(t) + y_{ikj}(t)] \leq D_{jk}(t), \quad (6)$$

$$y_{ijk} \leq z_{jk}, \quad (7)$$

where constraint (5) refers to each EC can establish at most one connection to the other ECs, and we also implicitly require $z_{jk}(t) = z_{kj}(t)$. Constraint (6) refers to the total number of offloaded data between two ECs cannot exceed the transmission capacity between them. Constraint (7) refers to the data offloading between two ECs is valid only if they have connected to each other. Moreover, let ρ denote the computing resource consumption of training one data sample, then we derive the EC training constraints:

$$\sum_{i \in \mathcal{N}} [x_{ij}(t) + \sum_{k \in \mathcal{M} \setminus j} y_{ikj}(t)] \rho \leq f_j(t), \quad (8)$$

where constraint (8) refers to the total computing resources consumed for training the dataset $\mathcal{D}_j(t)$ cannot exceed the available computing capacity of EC j in a slot. Intuitively, $|\mathcal{D}_j(t)| = \sum_i [x_{ij}(t) + \sum_k y_{ikj}(t)]$.

Long-term Skew Amendment: Although each EC takes the skew-aware data collection and local training into account, the data skew issue cannot be fully eliminated, due to the time-varying network state $S(t) = \{d_{ij}(t), D_{jk}(t), f_j(t), \forall i, \forall j, \forall k\}$, and it could get worse over time. For example, if an EC always achieves high transmission capacities with some CUs, its corresponding CU queues will quickly accumulate, and the EC will be more likely to train more data from them over time, resulting in a skewed trained dataset and consequently decreases the accuracy

⁴We will compare the performance of EC – EC one-connection setting with that of EC – EC full connection setting (i.e., remove the constraint (5)) with simulations in Section IV-C.

of the trained model. Therefore, we should also consider the data skew issue from a long-term perspective. In general, *a sufficiently large subset, in which the proportion of data from any data source approximates the data proportion in the whole dataset, can well represent the dataset for ML training* [12]. With this principle, we have the long-term data skew constraint for each CU i and EC j :

$$\left| \frac{\Omega_{ij}(t)}{\sum_{l \in \mathcal{N}} \Omega_{lj}(t)} - \frac{\zeta_i}{\sum_{l \in \mathcal{N}} \zeta_l} \right| \leq \delta, \quad (9)$$

where $|x|$ is the absolute value of x , $\Omega_{ij}(t)$ refers to the number of data from CU i trained by EC j until slot t , i.e., $\Omega_{ij}(t) = \sum_t [x_{ij}(t) + \sum_k y_{ikj}(t)]$, $\sum_{l \in \mathcal{N}} \Omega_{lj}(t)$ refers to the overall dataset trained by EC j until slot t , ζ_i refers to the average data generation rate of CU i as given in Section II-A, $\frac{\zeta_i}{\sum_l \zeta_l}$ can be approximately viewed as the data proportion of CU i in the whole dataset, and δ indicates the tolerance of data skew. To facilitate the following discussions, we rewrite constraint (9) as follows:

$$\check{\delta}_i \overline{\sum_l [x_{lj}(t) + \sum_k y_{lkj}(t)]} \leq \overline{x_{ij}(t) + \sum_k y_{ikj}(t)}, \quad (10)$$

$$\overline{x_{ij}(t) + \sum_k y_{ikj}(t)} \leq \hat{\delta}_i \overline{\sum_l [x_{lj}(t) + \sum_k y_{lkj}(t)]}, \quad (11)$$

where $\check{\delta}_i \triangleq \frac{\zeta_i}{\sum_l \zeta_l} - \delta$, $\hat{\delta}_i \triangleq \frac{\zeta_i}{\sum_l \zeta_l} + \delta$ and the overline refers to the time-average operation.

In the end, we provide the queue dynamics of $R_{ij}(t)$ and its associated constraint as follows:

$$R_{ij}(t+1) = \left[R_{ij}(t) - x_{ij}(t) - \sum_k y_{ijk}(t) \right]^+ + \alpha_{ij}(t) \theta_{ij}(t) d_{ij}(t), \quad (12)$$

$$x_{ij}(t) + \sum_k y_{ijk}(t) \leq R_{ij}(t), \quad (13)$$

where constraint (13) refers to the total number of data locally trained plus offloaded cannot exceed the current queue backlog⁵. After (the parameter server) making decisions on $x_{ij}(t)$, $y_{ijk}(t)$ and $z_{jk}(t)$, $\forall i, \forall j, \forall k$ in slot t , each EC j will generate the dataset $\mathcal{D}_j(t)$ and exploit equation (4) to update local parameters. Note that the instantaneous values of $x_{ij}(t)$, $y_{ijk}(t)$ are sufficiently large in a slot (i.e., tens of minutes), compared with the unit – one data sample size, and we allow them to take real numbers as a simple approximation.

C. Parameter Server Model

Centralized Decision Making: different from those in centralized distributed ML frameworks [9], [10], the parameter server in our framework is also responsible for estimating the

⁵We do not consider such a constraint for the queue $Q_i(t)$, $\forall i$, since CUs as data sources have accumulated a sufficient number of data samples (i.e., we implicitly have that $Q_i(t) > d_{ij}(t)$, $\forall i, \forall j, \forall t$).

network state $S(t)$ and maintaining the instantaneous queue state $Q_i(t), R_{ij}(t), \forall i, \forall j$ as well as the long-term data skew state $\Omega_{ij}(t-1), \forall i, \forall j$, to make decisions on data collection (i.e., $\alpha_{ij}(t), \theta_{ij}(t), \forall i, \forall j$) and data training (i.e., $x_{ij}(t), y_{ijk}(t), z_{jk}(t), \forall i, \forall j, \forall k$) in each slot. The main purpose of the centralized decision making is to optimize the framework cost and meanwhile reconciling the data skew issue from both per-slot and long-term perspective.

We mainly consider the transmission cost between CU and EC, transmission cost between ECs, and computing cost in ECs, since they are directly affected by the decision making. In this context, we exploit $\mathcal{C}(t)$ to denote the overall framework cost which is given by:

$$\begin{aligned} \mathcal{C}(t) = & \sum_i \sum_j \left[c_{ij}(t) \alpha_{ij}(t) \theta_{ij}(t) d_{ij}(t) + \sum_k e_{jk}(t) y_{ijk}(t) \right] \\ & + \sum_j p_j(t) \sum_i [x_{ij}(t) + \sum_k y_{ijk}(t)], \end{aligned} \quad (14)$$

where $c_{ij}(t)$ refers to the cost of transmitting one data sample (i.e., the unit transmission cost) between CU i and EC j , $e_{jk}(t)$ refers to the unit transmission cost between EC j and k , and $p_j(t)$ refers to the unit computing cost of EC j . They may be time-varying and inversely proportional to the available resources per slot [13].

Global Aggregation: besides making the data scheduling (i.e., data collection and data training) decisions, the parameter server also collects the local parameters from ECs every \mathcal{T} slots, then updates the global model parameters:

$$\mathbf{W}(t) = \frac{\sum_{j \in \mathcal{M}} |\mathcal{D}_j(t)| \mathbf{W}_j(t)}{|\mathcal{D}(t)|}, \quad (15)$$

where $t = n\mathcal{T}, n = \{1, 2, \dots\}$ and $\mathcal{D}(t) \triangleq \cup_j \mathcal{D}_j(t)$ refers to the overall dataset trained in the framework in slot t , and finally synchronizes the local model parameters of ECs with the updated global parameters (i.e., $\mathcal{W}_j(t) = \mathbf{W}(t), \forall j \in \mathcal{M}$). Note that how to choose the best \mathcal{T} is beyond the scope of this paper, and we simply set $\mathcal{T} = 1$. That is, the parameter server executes the global aggregation every slot, since the updated local and global parameters are of small size and can piggyback in the control messages for decision making.

D. Problem Formulation

Our main purpose is to achieve an online cost-efficient and data skew-aware distributed ML framework for 5G networks. Based on the preceding discussions, we formulate the data

scheduling (i.e., data collection and data training) problem:

$$\begin{aligned}
& \max && \mathcal{P}_0 = - \lim_{T \rightarrow \infty} \frac{1}{T} \sum_{t=1}^T \mathbb{E}[\mathcal{C}(t)] \\
& \text{s. t.} && (2), (3), (5), (6), (7), (8), (10), (11), (13) \\
& && \text{the data queue } Q_i(t) \text{ in (1), } R_{ij}(t) \text{ in (12) is stable.} \\
& \text{var} && \alpha_{ij}(t), z_{jk}(t) \in \{0, 1\}, \theta_{ij}(t), x_{ij}(t), y_{ijk}(t) \geq 0.
\end{aligned}$$

Note that the above formulation does not explicitly give expression to the per-slot skew-aware data collection and skew-aware data training, and we will respectively elaborate on them in Section III-B and Section III-C.

Algorithmic Challenges: The main challenges of the problem \mathcal{P}_0 stem from three aspects. First, it requires to continuously adapt to system dynamics on the fly, since the control variables are temporally coupled in the queues (1), (12) and time-average constraints (10), (11), and besides the future network state $S(t)$ and data arrivals $A_i(t)$, $\forall i$ are hard to predict. Second, it belongs to the mixed-integer programming, which is difficult to optimally solve in polynomial time. Third, as ML training jobs generally demand for fast convergence, the proposed algorithm should cope with all the CU queue backlog in ECs as much as possible (i.e, training more data to accelerate parameter convergence). To sum up, an online algorithm with a provable theoretical performance on both objective and queue backlog as well as a polynomial running time is desirable.

III. ONLINE ALGORITHM DESIGN

To address the above challenges, we first derive the Lagrangian dual problem \mathcal{L}_0 of the time-correlated \mathcal{P}_0 , which consists of a series of time-independent per-slot problems and each per-slot problem can be separated into a data collection and a data training subproblem. Then, we exploit the stochastic gradient descent (SGD) technique to devise *DataSche*, an online data scheduling algorithm to solve \mathcal{L}_0 . As the core building block, we treat those two subproblems in a skew-aware manner and propose optimal algorithms based on novel graph constructions to respectively solve them. We theoretically analyze the proposed online algorithm and derive that there is an undesirable tradeoff between the objective and queue backlog for ML training. Finally, we improve it with online learning, which can greatly reduce the queue backlog without damaging the objective in theory.

A. DataSche Algorithm

Our basic idea for the time-correlated problem \mathcal{P}_0 is to lift the time-average constraints to the objective with Lagrange multipliers and iteratively update the multipliers with the stochastic gradients in terms of the time-varying network state and data arrivals in each slot. In this context, we rewrite the time-average constraints in our framework as follows:

$$\lim_{T \rightarrow \infty} \frac{1}{T} \sum_t \mathbb{E} \left[A_i(t) - \sum_j \alpha_{ij}(t) \theta_{ij}(t) d_{ij}(t) \right] \leq 0, \quad (16a)$$

$$\lim_{T \rightarrow \infty} \frac{1}{T} \sum_t \mathbb{E} \left[\alpha_{ij}(t) \theta_{ij}(t) d_{ij}(t) - x_{ij}(t) - \sum_k y_{ijk}(t) \right] \leq 0, \quad (16b)$$

$$\lim_{T \rightarrow \infty} \frac{1}{T} \sum_t \mathbb{E} \left[\check{\delta}_i \sum_l [x_{lj}(t) + \sum_k y_{lkj}(t)] - x_{ij}(t) - \sum_k y_{ikj}(t) \right] \leq 0, \quad (16c)$$

$$\lim_{T \rightarrow \infty} \frac{1}{T} \sum_t \mathbb{E} \left[x_{ij}(t) + \sum_k y_{ikj}(t) - \hat{\delta}_i \sum_l [x_{lj}(t) + \sum_k y_{lkj}(t)] \right] \leq 0. \quad (16d)$$

Note that the first two time-average constraints are introduced due to the queue stability, since a queue is stable if the average arrival rate is no more than the average departure rate. We denote by $\Theta(t) = \{\mu(t), \eta(t), \varphi(t), \lambda(t)\}$ the Lagrange multipliers associated with (16a) – (16d) and derive the following Lagrangian dual problem \mathcal{L}_0 of problem \mathcal{P}_0 :

$$\begin{aligned} \min \quad & \mathcal{L}_0 = \lim_{T \rightarrow \infty} \frac{1}{T} \sum_t \mathbb{E} \left[\mathcal{L}(\Theta(t)) \right] \\ & = \lim_{T \rightarrow \infty} \frac{1}{T} \sum_t \mathbb{E} \left[\mathcal{L}_1(\Theta(t)) + \mathcal{L}_2(\Theta(t)) \right] \\ \text{var} \quad & \mu_i(t), \eta_{ij}(t), \varphi_{ij}(t), \lambda_{ij}(t) \geq 0, \\ \text{where} \quad & \mathcal{L}_1(\Theta(t)) = \max \mathcal{P}_1(\alpha(t), \theta(t)) \quad \triangleright \text{Data Collection} \\ & \text{s. t. (2), (3).} \\ & \text{var } \alpha_{ij}(t) \in \{0, 1\}, \theta_{ij}(t) \geq 0. \\ & \mathcal{L}_2(\Theta(t)) = \max \mathcal{P}_2(\mathbf{x}(t), \mathbf{y}(t), \mathbf{z}(t)) \quad \triangleright \text{Data Training} \\ & \text{s. t. (5), (6), (7), (8), (13).} \\ & \text{var } z_{jk}(t) \in \{0, 1\}, x_{ij}(t), y_{ijk}(t) \geq 0. \end{aligned}$$

The specific expressions of \mathcal{P}_1 and \mathcal{P}_2 are given by

$$\mathcal{P}_1 = \sum_i \sum_j \alpha_{ij}(t) \theta_{ij}(t) d_{ij}(t) [\mu_i(t) - \eta_{ij}(t) - c_{ij}(t)], \quad (17)$$

$$\begin{aligned} \mathcal{P}_2 = \sum_i \sum_j \left(x_{ij}(t) \left[-p_j(t) + \eta_{ij}(t) - \lambda_{ij}(t) + \varphi_{ij}(t) \right. \right. \\ \left. \left. + \sum_l [\lambda_{lj}(t) \hat{\delta}_l - \varphi_{lj}(t) \check{\delta}_l] \right] + \sum_k y_{ikj}(t) \left[-p_j(t) - e_{kj}(t) \right. \right. \\ \left. \left. + \eta_{ik}(t) - \lambda_{ij}(t) + \varphi_{ij}(t) + \sum_l [\lambda_{lj}(t) \hat{\delta}_l - \varphi_{lj}(t) \check{\delta}_l] \right] \right). \end{aligned} \quad (18)$$

As we can see, the Lagrangian dual problem \mathcal{L}_0 consists of a series of time-independent per-slot problems, and each per-slot problem can be further separated into two subproblems: \mathcal{P}_1 (data collection) and \mathcal{P}_2 (data training). In this context, instead of directly coping with the primal problem \mathcal{P}_0 , we design *DataSche*, an efficient online data scheduling algorithm via stochastic gradient descent to solve the dual problem \mathcal{L}_0 , which can be proved to achieve an asymptotical optimum for the problem \mathcal{P}_0 . This online algorithm mainly consists of two steps:

- **Step 1.** Obtain the network state $S(t)$ and the Lagrange multipliers $\Theta(t)$ at the beginning of each slot. Then, derive the optimal data collection decisions $\alpha(t), \theta(t)$ by solving the subproblem \mathcal{P}_1 , and the optimal data training decisions $x(t), y(t), z(t)$ by solving the subproblem \mathcal{P}_2 .
- **Step 2.** Update the Lagrange multipliers $\Theta(t)$ by gradient descent, in terms of the data arrivals $A(t)$ and the decisions in Step 1.

The specific update rule for $\Theta(t)$ is given by

$$\begin{aligned}\mu_i(t+1) &= \left[\mu_i(t) + \epsilon (A_i(t) - \sum_j \alpha_{ij}(t) \theta_{ij}(t) d_{ij}(t)) \right]^+, \\ \eta_{ij}(t+1) &= \left[\eta_{ij}(t) + \epsilon (\alpha_{ij}(t) \theta_{ij}(t) d_{ij}(t) - x_{ij}(t) - \sum_k y_{ijk}(t)) \right]^+, \\ \varphi_{ij}(t+1) &= \left[\varphi_{ij}(t) + \epsilon (\check{\delta}_i \sum_l [x_{lj}(t) + \sum_k y_{lkj}(t)] - x_{ij}(t) - \sum_k y_{ikj}(t)) \right]^+, \\ \lambda_{ij}(t+1) &= \left[\lambda_{ij}(t) + \epsilon (x_{ij}(t) + \sum_k y_{ijk}(t) - \hat{\delta}_i \sum_l [x_{lj}(t) + \sum_k y_{lkj}(t)]) \right]^+, \end{aligned}$$

where ϵ is the step-size of gradient descent, which is generally given a small value to facilitate the objective optimality.

Remark: we can observe that the backlog of each queue is equivalent to its corresponding Lagrange multiplier over the step-size (e.g., $Q_i(t) = \mu_i(t)/\epsilon$). In addition, although the stochastic gradient descent technique is a general optimization tool [23]–[25], the specific subproblems in Step 1 are completely different. Not to mention we will treat them in a skew-aware manner. Next, we will elaborate on how to solve the skew-aware subproblems optimally.

B. Skew-aware Data Collection

We provide the specific expression of the skew-aware data collection subproblem \mathcal{P}'_1 :

$$\begin{aligned} \max \quad & \sum_i \log \left(\sum_j \alpha_{ij}(t) \theta_{ij}(t) d_{ij}(t) [\mu_i(t) - \eta_{ij}(t) - c_{ij}(t)] \right) \\ \text{s. t.} \quad & (2), (3). \\ \text{var} \quad & \alpha_{ij}(t) \in \{0, 1\}, \theta_{ij}(t) \geq 0. \end{aligned}$$

Interpretation: the above formulation considers two kinds of evenness in data collection. First, we take the logarithmic operator in the objective, so as to guarantee each CU $i \in \mathcal{N}$ could upload some data samples to ECs in each slot (i.e., the per-slot skew-aware data collection). Second, the weight $\mu_i(t) - \eta_{ij}(t)$ can be interpreted as the gap between the data queue $Q_i(t)$ and $R_{ij}(t)$. From the long-term perspective, EC j has a larger positive gap in terms of CU i , referring to an insufficient number of data collected from that CU. Therefore, as we can see in \mathcal{P}'_1 , EC j is more likely to receive data from CU i (i.e., a larger weight), leading to the long-term skew-aware data collection.

Obviously, \mathcal{P}'_1 is a mixed integer programming problem, in which $\alpha_{ij}(t), \forall i, \forall j$ can only take binary values. Nevertheless, we can optimally solve it in polynomial time by casting it into a bipartite graph matching problem. Our basic idea is to consider the optimal time allocation when the CU – EC connections are given, and based on it construct a bipartite graph to derive the optimal CU – EC connections.

Time Allocation for One EC: when the CU – EC connections are given (i.e., $\alpha_{ij}(t), \forall i, \forall j$), we can independently consider the time allocation for each EC j . To proceed, if we assume there are $N_j(t)$ CUs connected to EC j in slot t , then \mathcal{P}'_1 will degrade to the following problem:

$$\begin{aligned} \max \quad & \sum_i \log \left(\theta_{ij}(t) d_{ij}(t) [\mu_i(t) - \eta_{ij}(t) - c_{ij}(t)] \right) \\ \text{s. t.} \quad & \sum_{i=1}^{N_j(t)} \theta_{ij}(t) \leq 1. \end{aligned} \quad (19)$$

We can easily derive the optimal time allocation $\theta_{ij}(t) = 1/N_j(t), \forall i$, since $\log(a_1\theta_1) + \log(a_2\theta_2) = \log(a_1a_2) + \log(\theta_1\theta_2)$ and the inequality $\theta_1\theta_2 \cdots \theta_n \leq (\frac{\theta_1+\theta_2+\cdots+\theta_n}{n})^n$ takes equality only if $\theta_1 = \theta_2 = \cdots = \theta_n$. Note that this optimal time allocation policy also gives a reason why we should not take the multiple connections of one CU into account. Briefly, if we allow each CU to connect to all ECs, then the objective of \mathcal{P}'_1 becomes $\sum_i \sum_j \log \left(\theta_{ij}(t) d_{ij}(t) [\mu_i(t) - \eta_{ij}(t) - c_{ij}(t)] \right)$ and the optimal solution $\theta_{ij}(t) = 1/N, \forall i, \forall j$, which ignores the per-slot end-to-end transmission capacity (i.e., $d_{ij}(t)$) and the accumulated queue backlog (i.e., $\mu_i(t)$), and consequently adversely impacts the data collection.

Bipartite Graph Construction: in terms of the optimal time allocation for one EC, we construct a bipartite graph $BG = \{U, V, E\}$. $U = \mathcal{N}$ refers to the CU set and we introduce N virtual ECs denoted by $\{v_{j1}, v_{j2}, \dots, v_{jN}\}$ for each EC $j \in \mathcal{M}$ in the set V (i.e., $|V| = NM$). We denote by e_{ij}^n the edge between CU i and virtual EC v_{jn} and by ω_{ij}^n its weight given by $\omega_{ij}^n = \log((n-1)^{n-1} w_{ij} / n^n)$, where $w_{ij} \triangleq d_{ij}(t) [\mu_i(t) - \eta_{ij}(t) - c_{ij}]$ in each slot t . The time

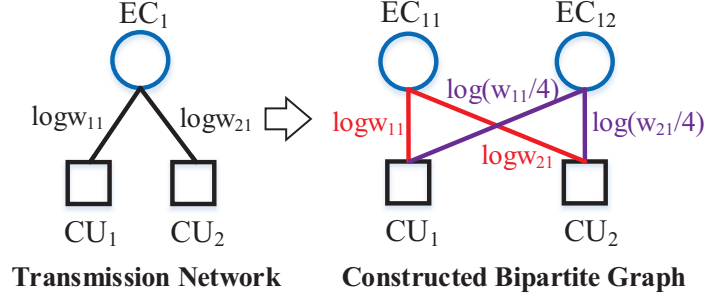


Fig. 2: Example of bipartite graph construction.

complexity of the graph construction is $\mathcal{O}(N^2M)$. Consider a simple CU – EC transmission network as shown in Fig. 2. As it contains two CUs (i.e., CU_1 and CU_2) and one EC, we should introduce two virtual ECs (i.e., EC_{11} and EC_{12}) in the constructed bipartite graph, and add an edge between each CU and virtual EC with the specific weight discussed above. For example, $\omega_{11}^1 = \log w_{11}$ and $\omega_{21}^2 = \log(w_{21}/4)$.

The motivation of such a graph construction illustrated with Fig. 2 is that if there is only CU_1 connected to EC_1 , $\theta_{11} = 1$ in terms of the optimal time allocation for one EC, and therefore the optimal objective in (19) is $\log w_{11}$. Similarly, it is $\log(w_{11}/2) + \log(w_{12}/2)$ if both CU_1 and CU_2 are connected to EC_1 . We can find that the marginal objective gain for adding CU_2 is $\log(w_{11}/2) + \log(w_{12}/2) - \log w_{11} = \log(w_{12}/4)$, is exactly the edge weight between CU_2 and EC_{12} . Therefore, we can easily verify that the optimal objective in (19) when there are n CUs connected to EC j equals to the total weight of matching them to the first n virtual ECs (i.e., $v_{j1}, v_{j2}, \dots, v_{jn}$). In this context, we can derive the following Theorem.

Theorem 1: the optimal solution for \mathcal{P}'_1 is equivalent to the maximum weight matching on the bipartite graph BG .

The specific proof is provided in our online technical report [26]. According to Thm. 1, we can exploit Hungarian Algorithm to optimally solve \mathcal{P}'_1 with time complexity $\mathcal{O}((N + NM)^3)$.

C. Skew-aware Data Training

We provide the specific expression of the skew-aware data training subproblem \mathcal{P}'_2 :

$$\begin{aligned}
\max \quad & \sum_i \sum_j \log \left(x_{ij}(t) \left[-p_j(t) + \eta_{ij}(t) - \lambda_{ij}(t) + \varphi_{ij}(t) \right. \right. \\
& \left. \left. + \sum_l [\lambda_{lj}(t) \hat{\delta}_l - \varphi_{lj}(t) \check{\delta}_l] \right] + \sum_k y_{ikj}(t) \left[-p_j(t) - e_{kj}(t) \right. \right. \\
& \left. \left. + \eta_{ik}(t) - \lambda_{ij}(t) + \varphi_{ij}(t) + \sum_l [\lambda_{lj}(t) \hat{\delta}_l - \varphi_{lj}(t) \check{\delta}_l] \right] \right) \\
\text{s. t.} \quad & (5), (6), (7), (8), (13). \\
\text{var} \quad & z_{jk}(t) \in \{0, 1\}, x_{ij}(t), y_{ikj}(t) \geq 0.
\end{aligned}$$

Interpretation: the above formulation is in accordance with the EC-assisted and skew-aware local training. First, we take the logarithmic operator in the objective, to guarantee that each EC j could evenly train the data from its CU queues. Second, the expression of $\eta_{ik}(t) - \eta_{ij}(t)$ refers to the main difference between the weights of $y_{ikj}(t)$ and $x_{ij}(t)$, indicating the gap between the queue $R_{ik}(t)$ and $R_{ij}(t)$. If EC j lacks the data samples from CU i , then it is more likely to request an EC with sufficient data (i.e., with a larger positive gap), so as to achieve the skew-aware local training from the per-slot perspective. In addition, the weight $\varphi_{ij}(t) - \lambda_{ij}(t)$ indicates the skew degree of the trained data from CU i in EC j from the long-term perspective. That is, a positive weight implies the number of the trained data from CU i to date is less than the expected one, leading EC j to train more data from CU i .

\mathcal{P}'_2 is also a mixed integer program, in which $z_{jk}(t), \forall j, \forall k$ can only take binary values. Nevertheless, we can optimally solve it in polynomial time by casting it into a graph matching problem. In terms of constraint (5), we can know that each EC has either no connection (i.e., local training without EC assistance) or exactly one connection with another EC (i.e., local training with EC assistance) under any data training decisions. Therefore, our basic idea is to study the optimal data training decisions in these two cases, and then construct a graph to derive the optimal EC – EC connections.

Local Training Without EC Assistance: in this case we can independently consider the local training for each EC j , and hence we require to solve the following problem:

$$\begin{aligned}
\max \quad & \sum_i \log(\beta_{ij}(t) x_{ij}(t)) \\
\text{s. t.} \quad & \sum_i x_{ij}(t) \rho \leq f_j(t), \\
& x_{ij}(t) \leq R_{ij}(t),
\end{aligned} \tag{20}$$

where $\beta_{ij}(t)$ is the weight of $x_{ij}(t)$ in \mathcal{P}'_2 . As it belongs to the classic convex optimization, it can be efficiently solved by many mature algorithms (e.g., interior point method).

Local Training With EC Assistance: in this case we can independently consider the local training for each pair of EC j and k , and hence we require to solve the problem:

$$\begin{aligned}
 \max \quad & \sum_i \log(\beta_{ij}(t)x_{ij}(t) + \gamma_{ikj}(t)y_{ikj}(t)) \\
 & + \sum_i \log(\beta_{ik}(t)x_{ik}(t) + \gamma_{ijk}(t)y_{ijk}(t)) \\
 \text{s. t.} \quad & \sum_i [y_{ijk}(t) + y_{ikj}(t)] \leq D_{jk}(t), \\
 & \sum_i [x_{ij}(t) + y_{ikj}(t)]\rho \leq f_j(t), \\
 & \sum_i [x_{ik}(t) + y_{ijk}(t)]\rho \leq f_k(t), \\
 & x_{ij}(t) + y_{ijk}(t) \leq R_{ij}(t), \\
 & x_{ik}(t) + y_{ikj}(t) \leq R_{ik}(t),
 \end{aligned} \tag{21}$$

where $\gamma_{ikj}(t)$ is the weight of $y_{ikj}(t)$ in \mathcal{P}'_2 . It is also a convex optimization problem and hence can be efficiently solved.

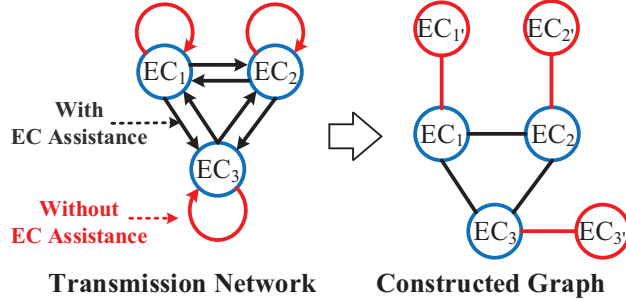


Fig. 3: Example of graph construction.

Graph Construction: in terms of the optimal data training decisions in the above two cases, we construct a graph $G = \{U', E'\}$. Specifically, we introduce a virtual EC denoted by j' for each EC $j \in \mathcal{M}$ in the set U' (i.e., $|U'| = 2M$). We denote by $e_{jj'}$ the edge between EC j and its virtual EC j' , and its weight is the optimal objective in (20). Similarly, we denote by e_{jk} the edge between EC j and EC k , and its weight is the optimal objective in (21). The time complexity of the graph construction is $\mathcal{O}(M^2)$. Consider a simple EC-EC transmission network as shown in Fig. 3, where a self-loop indicates the local training without EC assistance and an arrow between two ECs refers to the local training of the ending point assisted by the starting point. As it contains three ECs, we should introduce three virtual ECs (i.e., $EC_{1'}$, $EC_{2'}$,

and $EC_{3'}$) in the constructed graph, and add an edge between each EC pair with the specific weight discussed above. We have the following Theorem.

Theorem 2: the optimal solution for \mathcal{P}'_2 is equivalent to the maximum weight matching on the graph G .

The specific proof is provided in our online technical report [26]. According to Thm. 2, we can exploit Edmonds' Blossom Algorithm to optimally solve \mathcal{P}'_2 with time complexity $\mathcal{O}(M^3)$.

D. Theoretical Analysis

Complexity: we can derive that the complexity of *DataSche* Algorithm with the optimal skew-aware implementations for the subproblem \mathcal{P}'_1 and \mathcal{P}'_2 , consists of the bipartite graph construction $\mathcal{O}(N^2M)$, maximum weight bipartite graph matching $\mathcal{O}(N^3M^3)$, graph construction $\mathcal{O}(M^2)$, maximum graph weight matching $\mathcal{O}(M^3)$ and the update of the Lagrange multipliers $\mathcal{O}(NM)$. As a conclusion, its main complexity is $\mathcal{O}(N^3M^3)$, caused by solving the problem \mathcal{P}'_1 . This high complexity inevitably limits the number of data sources (CUs) and ML workers (ECs) in our framework. Therefore, we should exploit some approximation methods for graph matching (e.g., the greedy graph matching algorithm with 0.5 approximation ratio), so as to accelerate the algorithm execution in practice.

Performance: we provide the following Theorem for the *DataSche* Algorithm.

Theorem 3: Suppose the average data generation rate of each CU i (i.e., ζ_i) is strictly within the training capacity region Λ of our framework, and there definitely exists an offline optimal data scheduling policy $\Phi^*(t), \forall t$ for problem \mathcal{P}_0 . Denote by $\mathcal{C}(\Phi^*(t))$ the per-slot objective of \mathcal{P}_0 produced by the offline policy and by $\mathcal{C}(\Phi(t))$ produced by *DataSche* algorithm $\Phi(t), \forall t$ with the optimal skew-aware implementations. Then, we have the following results:

$$\lim_{T \rightarrow \infty} \frac{\sum_t \mathbb{E}[\mathcal{C}(\Phi(t))]}{T} \leq \frac{\sum_t \mathcal{C}(\Phi^*(t))}{T} + \mathcal{O}(\epsilon), \quad (22)$$

$$\lim_{T \rightarrow \infty} \frac{\sum_t \mathbb{E}[\sum_i Q_i(t) + \sum_i \sum_j R_{ij}(t)]}{T} = \mathcal{O}(1/\epsilon), \quad (23)$$

where ϵ is the step-size for updating the Lagrange multipliers in *DataSche* algorithm as mentioned in Section III-A. The detailed proof is provided in our online technical report [26].

Interpretation and Limitation: The above results are in accordance with the intuition. Specifically, the inequality (22) indicates that *DataSche* algorithm with the optimal skew-aware implementations achieves an asymptotical optimum (i.e., $\epsilon \rightarrow 0$, a small step-size of gradient descent) for the problem \mathcal{P}_0 . In other words, the Lagrange multipliers $\Theta(t)$ with a small ϵ in

our algorithm will converge to the neighborhood of the optimum ones Θ^* in the steady state (i.e., $\Theta(t) \rightarrow \Theta^* + \mathcal{O}(1)$). Since the backlog of each queue is equivalent to its corresponding Lagrange multiplier over the step-size, we can have that $\Theta(t)/\epsilon \rightarrow \Theta^*/\epsilon + \mathcal{O}(1/\epsilon)$, which is in accordance with the inequality (23). That is, the sum of queue backlog is inversely proportional to the step-size ϵ .

Despite the above results do not give expression to tight theoretical bounds, they reveal a $[\mathcal{O}(\epsilon), \mathcal{O}(1/\epsilon)]$ tradeoff between the objective and queue backlog. In addition, as we might exploit approximation methods for graph matching to accelerate the algorithm execution in practice, we are more likely to give the step-size ϵ a small value to facilitate the objective optimality, which inevitably results in a long queue backlog and consequently a slow convergence in ML training.

E. Learning-aid DataSche Algorithm

To overcome the limitation of *DataSche* algorithm, we resort to the dual learning framework [24], [25] to improve our algorithm. The basic idea is to introduce the empirical Lagrange multipliers $\Theta'(t)$ to incrementally learn the network state distribution while adapting data collection and training decisions with the learning-aid Lagrange multipliers $\tilde{\Theta}(t)$. Here, $\tilde{\Theta}(t) = \Theta(t) + \Theta'(t) - \pi$, $\forall t$ and π is a dedicated parameter (i.e., $\sqrt{\epsilon} \log^2(\epsilon)$ in [24], [25]) to control the “distance” between $\tilde{\Theta}(t)$ and the optimal one (i.e., $\tilde{\Theta}(t) \rightarrow \Theta^* + \mathcal{O}(\pi)$) in the steady state. The specific steps of the *Learning-aid DataSche* algorithm are given as follows:

- **Step 1.** Obtain the network state $S(t)$ and the learning-aid Lagrange multipliers $\tilde{\Theta}(t)$ in each slot. Derive the optimal skew-aware data scheduling decision $\Phi^+(t)$ by *solving the subproblem \mathcal{P}'_1 and \mathcal{P}'_2 with $\tilde{\Theta}(t)$* .
- **Step 2.** Update the Lagrange multipliers $\Theta(t)$ by gradient descent as given in Section III-A, in terms of the data arrivals $\mathbf{A}(t)$ and the decision $\Phi^+(t)$ in Step 1.
- **Step 3.** Obtain the network state $S(t)$ and the empirical Lagrange multipliers $\Theta'(t)$ in each slot. Derive the optimal data scheduling decision $\Phi'(t)$ by *solving the subproblem \mathcal{P}_1 and \mathcal{P}_2 with $\Theta'(t)$* .
- **Step 4.** Update the empirical Lagrange multipliers $\Theta'(t)$ via gradient descent, in terms of the data arrivals $\mathbf{A}(t)$ and the decision $\Phi'(t)$ in Step 3. Briefly, take $\mu'_i(t) \in \Theta'(t)$, $\forall i$ as an

example. The update rule is

$$\mu'_i(t+1) = [\mu'_i(t) + \sigma(t)(A_i(t) - \sum_j \alpha'_{ij}(t)\theta'_{ij}(t)d_{ij}(t))]^+,$$

where $\sigma(t)$ is a proper diminishing step size [25].

- **Step 5.** Update the learning-aid Lagrange multipliers $\tilde{\Theta}(t)$, in terms of the empirical Lagrange multipliers $\Theta'(t)$ and the Lagrange multipliers $\Theta(t)$ as follows:

$$\tilde{\Theta}(t) = \Theta(t) + \Theta'(t) - \pi.$$

Remark: directly applying the algorithm in [25] to our framework is inefficient, since it requires to optimally solve the skew-aware data collection and training subproblem \mathcal{P}'_1 , \mathcal{P}'_2 twice in each slot (i.e., in Step 1 and 3), leading to an excessively long running time (i.e, the main complexity is $\mathcal{O}(N^3M^3)$), especially when the number of CUs N is large (i.e., a large number of data sources). In addition, in order to keep the property of the empirical Lagrange multipliers $\Theta'(t)$ given by Lemma 2 and Thm. 1 in [25], *$\Theta'(t)$ can only be updated with optimal solutions for the subproblems, so as to guarantee the convergence to the unique and optimal Θ^** , and therefore we cannot simply exploit approximation methods to accelerate the algorithm execution. Fortunately, as the goal of $\Theta'(t)$ is to incrementally learn the network state distribution and $\Theta'(t)$ actually serves as the “virtual” queue backlog to accelerate the process of the actual queue backlog [24], we can instead optimally solve the data collection and training subproblem \mathcal{P}_1 and \mathcal{P}_2 rather than subproblem \mathcal{P}'_1 and \mathcal{P}'_2 as shown in Step 3, which will not break the property of the empirical Lagrange multipliers [25].

Performance: as for the subproblem \mathcal{P}_1 , according to its expression in (17), we can know that each EC j will allocate the whole slot to the CU i with the largest weight $\mu_i(t) - \eta_{ij}(t) - c_{ij}(t)$ so as to maximize the objective, and therefore the optimal solution is to sort all EC – CU connections with their weights in the descending order, and then sequentially select M disjoint EC – CU connections. The time complexity is $\mathcal{O}(NM \log(NM))$. As for the subproblem \mathcal{P}_2 , we can also exploit the algorithm in Section III-C to optimally solve it. We consider the time complexity $\mathcal{O}(M^3)$ is acceptable, since the number of ECs is limited and far less than that of CUs in 5G networks [1], [7]. As a conclusion, the optimal data scheduling decision in Step 3 can be achieved with an acceptable time complexity, and in this case we can leverage the similar

proofs in [25] to derive the performance of the learning-aid algorithm:

$$\lim_{T \rightarrow \infty} \frac{\sum_t \mathbb{E}[\mathcal{C}(\Phi^+(t))]}{T} \leq \frac{\sum_t \mathcal{C}(\Phi^*(t))}{T} + \mathcal{O}(\epsilon),$$

$$\lim_{T \rightarrow \infty} \frac{\sum_t \mathbb{E}[\sum_i Q_i^+(t) + \sum_i \sum_j R_{ij}^+(t)]}{T} = \mathcal{O}\left(\frac{\log^2(\epsilon)}{\sqrt{\epsilon}}\right).$$

We observe that *Learning-aid DataSche* algorithm also keeps an $\mathcal{O}(\epsilon)$ gap compared with the offline optimum, while markedly reducing the queue backlog compared with the *DataSche* algorithm especially when the value of step-size ϵ is small. For example, the ratio of the bound of queue backlog between the learning-aid and the original algorithm is $40/100 = 0.4$ when $\epsilon = 0.01$. As a conclusion, with a moderately small step-size ϵ , the learning-aid online algorithm will achieve a near-optimal framework cost and a relatively fast convergence, while alleviating the data skew issue from both per-slot and long-term perspective.

IV. PERFORMANCE EVALUATION

We evaluate our proposed framework with a small-scale testbed and large-scale simulations.

A. Testbed Implementation

The distributed ML training testbed is implemented on a software-defined Ethernet LAN consisting of 10 PCs: 1 parameter server (Open vSwitch controller), 3 ECs and 6 CUs. The server and ECs run on Ubuntu 16.04 installed with TensorFlow 2.0.0. One EC has 8 CPU cores@3.6GHz, and the other two have 4 CPU cores@3.6GHz. The ECs will cooperatively train a ML model (i.e., a LSTM network) for cellular traffic prediction with the realistic input cellular traffic dataset [27] (i.e., an 8-day record of 10000 BSs). As for the data generation in CUs, we first build a base station graph where a base station refers to a vertex and the edge weight between two vertexes refers to the distance between the corresponding base stations in the dataset. Then, we exploit the multilevel community detection algorithm [28] (i.e., the implementation in python igraph library) to derive 14 communities as shown in Fig. 4(a). Then, we assign six communities at the center to the CUs. At last, each CU will randomly select 90% base stations from its assigned community and exploit their traffic records to generate data samples (i.e., the input vector is four time-consecutive traffic records of one base station and the desired scalar output is the next traffic record of that base station), and the records of the rest 10% base stations are used for trained model testing. The average data generation rate

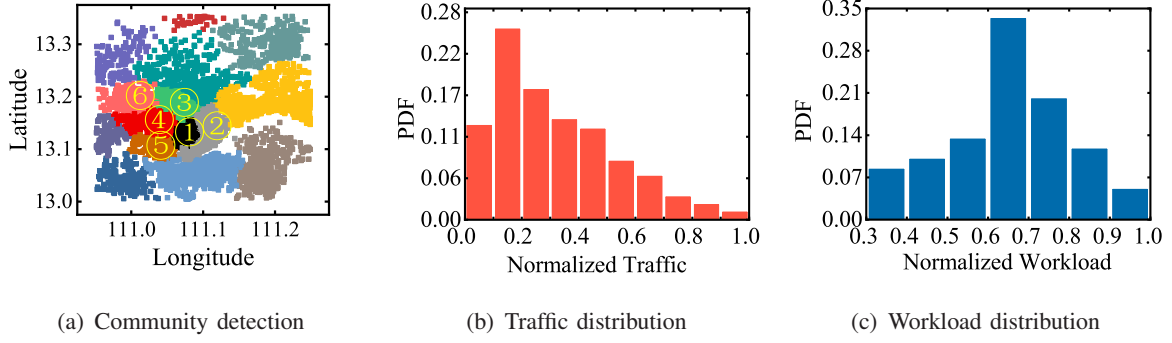


Fig. 4: Dataset analysis for evaluation.

$\zeta_i = 500, \forall i$ with the dynamics following 0 – 1 uniform distribution. The time slot is set to 5 minutes and the number of slots is 60 (i.e., 5 hours) in the testbed.

As for the CU – EC transmission capacity, we assign a baseline value from $\{50, 200\}$ kbps and provide a real measured traffic distribution to simulate its per-slot dynamics. Briefly, for each CU – EC connection, we randomly select 100 base stations in the cellular traffic dataset [27], and take the total traffic every 2 hours of each base station as a sample. Then, we normalize the derived 9600 samples with the maximum sample value and depict the traffic distribution as shown in Fig. 4(b). In this case, we can derive the transmission capacity as the $\text{baseline} \times (1 - \text{a randomized normalized traffic per slot}) \times \text{slot length}$. The EC – EC transmission capacity can be set in a similar way (baseline is 500 kbps). In the testbed, we will configure the per-slot transmission capacity between PCs with Open vSwitch.

As for the EC computing capacity, the baseline value of each EC is its maximum CPU capacity and the per-slot dynamics is captured by a real measured workload distribution in terms of the Google cluster data trace [29]. Briefly, the dataset records the number of CPU cores utilized by each program every 5 minutes over 29 days. We simply sum up the total number of cores used by all program every 5 minutes as a sample, and randomly select consecutive 5-day records (i.e., 1440 samples) for each EC to generate the normalized workload distribution as shown in Fig. 4(c). In this case, we can derive the computing capacity as the $\text{baseline} \times (1 - \text{a randomized normalized workload per slot}) \times \text{slot length}$. In the testbed, we will create a program [30] to control the CPU usage to achieve the desired computing capacity.

As for the unit computing resource consumption ρ , we respectively train 500, 5000, 10000,

20000, 50000 data samples in a EC with 4 CPU cores@3.6GHz, record the CPU running time and CPU usage for the sample training with the top command in Linux, and exploit linear regression to derive that $\rho = 0.2 \times 10^9$ cycles. In addition, we simply set the baseline value of the unit cost $c_{ij}(t) = 250$, $e_{jk}(t) = 50$, $p_j(t) = 200, \forall i, \forall j, \forall k$ with the dynamics following 0 – 1 uniform distribution. Since $\frac{\zeta_i}{\sum_l \zeta_l} = 1/6$ (i.e., 6 CUs), we set the tolerance of data skew δ to 0.02. Unless otherwise noted, the step-size ϵ is set to 0.1. All these values are stored in the parameter server.

The basic flow of our testbed in each slot is as follows. (1) each EC generates the end to end transmission capacity for the other 2 ECs and 6 CUs and the available computing capacity in terms of the discussions above. (2) it runs the program to control its CPU usage in terms of its available computing capacity and uploads the information of its transmission and computing capacity to the parameter server. (3) the parameter server configures the end-to-end transmission capacity between ECs and CUs as well as between CUs and CUs with Open vSwitch. (4) it creates the per-slot optimization problem and exploits python NetworkX library to solve the (bipartite) graph matching problem and AMPL+IPOPT to solve the convex optimization problem. (5) it informs each CU to forward a number of data samples to each CU in terms of the derived solution of data collection and informs each EC to train a number of data samples from CU queues in terms of the derived solution of data training. (6) each EC derives the local parameters with TensorFlow and uploads them to the parameter server. (7) the parameter server synchronously collects the local parameters from all ECs and updates the global parameters. (9) it forwards the updated global parameters to each EC and each EC updates the local parameters with the global one. (10) if the above stages smoothly finish, the parameter server will update the system information (i.e, the accumulated cost and the lagrange multipliers).

B. Testbed Evaluation

We conduct the evaluation by answering the following three questions:

- 1) Will all the involved three skew-aware mechanisms take effects?
- 2) Will the data skew issue adversely impact the trained model accuracy?
- 3) Will *Learning-aid DataSche* algorithm be better than *DataSche* algorithm in practice?

To answer the first question, we will compare *DataSche* algorithm (DS) with the following three algorithms: (1) NO-SDC refers to DS without skew-aware data collection; (2) NO-SLT refers to DS without skew-aware local training; (3) NO-LSA refers to DS without long-term

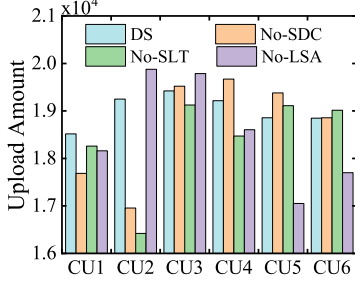


Fig. 5: CU data upload amount.

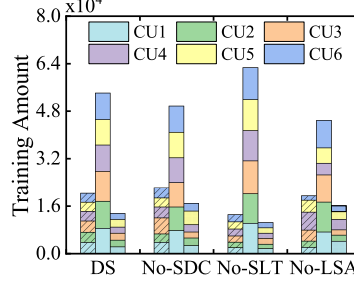


Fig. 6: EC data training amount.

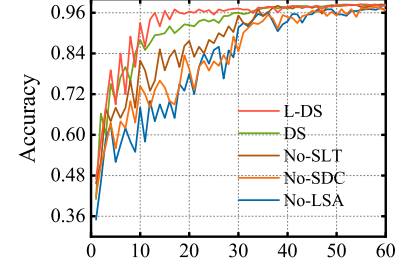


Fig. 7: The model accuracy.

skew amendment. The evaluation metric is the Standard Deviation (STDEV) and the value set is made of the number of data samples uploaded by six CUs (the number of data samples trained from six CU queues in each EC). Intuitively, a smaller STDEV indicates a more even data collection (data training).

We depict the data upload amount of each CU in Fig. 5 and the total data training amount under each algorithm in Fig. 6 where the three columns of each algorithm respectively refer to the result of EC1, EC2 and EC3 and each column is made of the trained data amount from six CUs. From Fig. 5, we can easily observe that NO-SDC, NO-SLT and NO-LSA presents a highly uneven trend. Their STDEV of data collection are 914, 1044 and 1433, while ours is only 308. From Fig. 6, NO-SDC and NO-LSA still presents a clearly uneven trend especially in EC1 and EC3. Although NO-SLT achieves a relatively even data training in each EC, it leads to a more imbalanced total training amount among ECs. This is because EC2 (8 CPU cores) has more computing capacity and could “borrow” some data samples from EC1 (4 CPU cores) and EC3 (4 CPU cores) to fully utilize its capacity, and consequently the total data training amount in EC2 is more imbalanced without taking the skew-aware local training into account. As such, the STDEV of data training of each EC under NO-SLT is EC1:385, EC2:799, EC3:272, while ours is 230, 290, 175. These results not only indicate that all the three skew-aware mechanisms take effects on the evenness of data collection and data training, but also particularly highlight the importance of long-term skew amendment (i.e., the performance of NO-LSA is the worst). That is, the capacity heterogeneity of ECs indeed leads to a severe data skew issue over time.

To answer the second question, we still compare *DataSche* algorithm with the above three algorithms, and the evaluation metric is accuracy of the trained model under different algorithms. We define a prediction is accurate if it satisfies the gap between the predicted traffic and the

actual traffic record is within the range of 15%. Note that we select the value 15%, since it is the prediction precision of the model trained in the offline and centralized manner. The evaluation results are given in Fig. 7, where the x-axis refers to the time slot and the y-axis “Accuracy” refers to the percentage of accurate prediction. We can see that with the number of trained data increasing over time, the performance of each algorithm is improving, and our DS algorithm achieves a rapid growth at first and a highly steady performance during time slot 10 to 30. In this context, we can conclude that the data skewness should be eliminated as far as possible, so as to improve the trained model accuracy. In addition, these results once more indicate the importance of long-term skew amendment.

To answer the last question, we compare *DataSche* algorithm with *Learning-aid DataSche* algorithm under different step-size ϵ , in terms of framework cost, total queue backlog of CUs, total queue backlog of ECs and data skew degree. The evaluation results are given in Fig. 8. We can see that, with the value of step-size ϵ increasing, the framework costs of both algorithms are increasing and the total queue backlog of both CUs and ECs are decreasing. These phenomena are in accordance with our theoretical analysis. From Fig. 8(a), the framework cost (the column) of L-DS is more than that of DS especially when ϵ is small. This is because L-DS can effectively cope with the queue backlog under a small step-size, which can be confirmed by the value and trend of overall data training amount (the line) in Fig. 8(a) and the total queue backlog of both CUs and ECs in Fig. 8(b) and Fig. 8(c). In addition, from Fig. 8(d) and Fig. 8(e), we can find that the data skew degree of both algorithms given any step-size ϵ will be bounded, and this phenomenon indicates that the proposed two algorithms can effectively amend the long-term data skew issue. In addition, the data skew degree of L-DS is more severe compared with DS. This is because the empirical Lagrange multipliers in L-DS serve as “virtual” queue backlog, which counteracts the effect of long-term skew amendment. That is, training more data from the CU queues in each EC may easily lead to a skewed dataset over time. Despite of it, as for the trained model accuracy, L-DS can achieve two times fast convergence and a higher steady performance compared with DS. This phenomenon indicates that training sufficiently large number of data can actually counteract the negative effect of the data skew issue. To sum up, we can conclude the performance of L-DS is much better in practice, especially when the step-size ϵ is small (i.e., training more data with an acceptable framework cost).

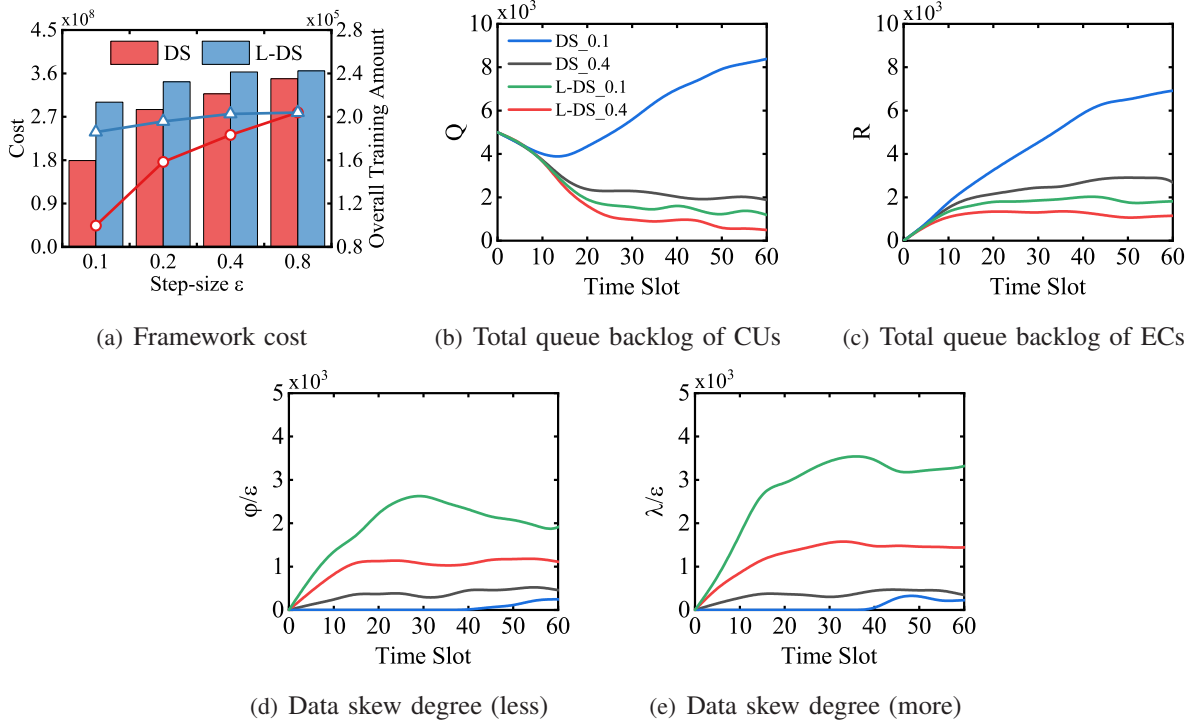


Fig. 8: The performance comparison between *DataSche* algorithm (DS) and *Learning-aid DataSche* algorithm (L-DS); “0.1” and “0.4” refer to the step-size ϵ ; “less” and “more” respectively refer to constraint (10) and (11).

C. Simulation Evaluation

We also conduct large-scale simulations to evaluate our algorithm. To this end, we exploit the Opportunistic Network Environment (ONE) simulator [31] to create a simulation scenario. Specifically, we consider a $1\text{km} \times 1\text{km}$ square area and create two groups of nodes to respectively indicate ECs and CUs. Each node moves in the area with the Random waypoint model in order to simulate the dynamic end-to-end transmission capacity. Briefly, we set a maximum distance d_m between two nodes and the end-to-end transmission capacity is derived by the $\text{baseline} \times (1 - d/d_m)$. Here, the baseline between two ECs is 8000 and that between EC and CU is 2000. The baseline of EC computing capacity is randomly selected from $\{8000, 14000, 20000, 48000\}$ with dynamics in Fig. 4(c). In addition, we simply set the baseline value of the unit cost $c_{ij}(t) = 500$, $e_{jk}(t) = 30$, $p_j(t) = 100$ and the average generation rate $\zeta_i = 500, \forall i, \forall j, \forall k$ with the dynamics following 0 – 1 uniform distribution. We set the tolerance of data skew δ to 0.0001 and the step-size ϵ to 0.2.

We compare *DataSche* algorithm (DS) with the following four algorithms: (1) Greedy refers

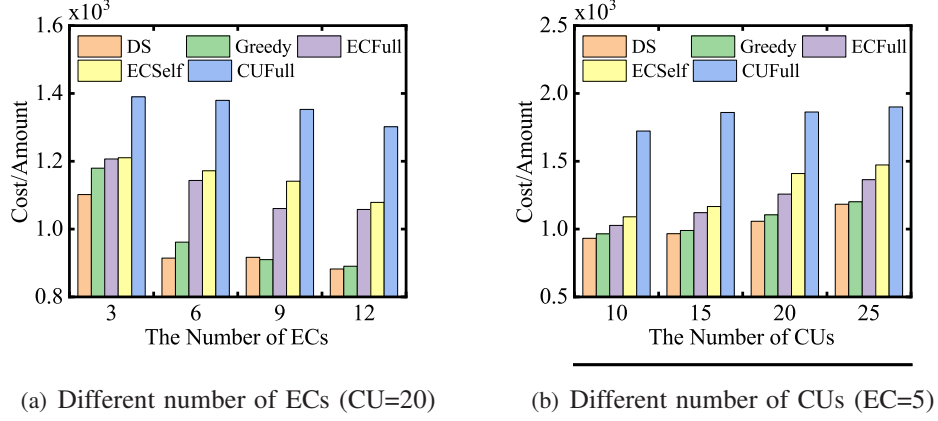


Fig. 9: The performance comparison of different algorithms.

to DS with the greedy algorithm to solve two graph matchings; (2) ECFull refers to DS with EC – EC full-connection setting; (3) ECSelf refers to DS with no cooperation among ECs; (4) CUFull refers to DS with CU – EC full-connection setting.

The evaluation metric is the unit framework cost (i.e., the cost divided by the overall data training amount) and we conduct the evaluation in terms of different number of ECs and CUs. The simulation results are given in Fig. 9(a) and Fig. 9(b). As we can see from Fig. 9(a), as the number of ECs increases, the unit cost of our algorithm achieves a rapid decrease and a steadily small state in the end. Numerically, Our algorithm achieves respectively on average 13.3%, 19.8% and 43.7% cost reduction compared with ECFull, ECSelf and CUFull. The main reason is that, CUFull will evenly allocate the transmission time of any EC to CUs, ignoring the per-slot CU – EC transmission capacity and the accumulated queue backlog as given in Section III-B, and consequently its performance is the worst. ECSelf ignores the cooperation among ECs and therefore the ECs may not fully utilize their computing capacities for data training, leading to a worse performance. ECFull generally can train more data in each slot, however it could suffer from a high unit transmission or computing cost in some slots, and therefore its performance is still worse than ours. Similarly, with the number of CUs increasing in Fig. 9(b), our algorithm still achieves 14.7%, 17.2% and 29.7% cost reduction compared with ECFull, ECSelf and CUFull. In addition, we can find that the performance of Greedy is slightly worse than ours, which indicates that implementing greedy algorithms to solve the graph matching in our algorithm will not lead to great performance loss, and therefore we should adopt it in practice

(i.e., reducing the algorithm running time with an acceptable performance). To sum up, we can conclude that our framework can achieve superior performance in various network scenarios.

V. CONCLUSION

In this paper, we advocated a novel cooperative ML training across edge clouds. we proposed *Cocktail*, a cost-efficient and data skew-aware online in-network distributed machine learning framework. We built a comprehensive model and formulated an online data scheduling problem to optimize the framework cost while reconciling the data skew from both short-term and long-term perspective. We exploited the stochastic gradient descent to devise an online asymptotically optimal algorithm. As its core building block, we proposed optimal policies based on novel graph constructions to respectively solve two subproblems. We also improved the proposed online algorithm with online learning for fast convergence of in-network ML training. We implemented a small-scale testbed and conducted large-scale simulations to validate the performance of our framework. The results were in accordance with the theoretical analysis and confirmed the effectiveness of the involved three skew-aware mechanisms. In addition, they also showed that our proposed algorithm could achieve up to 43.7% cost reduction compared with the benchmarks.

REFERENCES

- [1] J. G. Andrews, S. Buzzi, W. Choi, *et al.*, “What will 5g be?,” *IEEE Journal on selected areas in communications (JSAC)*, vol. 32, no. 6, pp. 1065–1082, 2014.
- [2] C. Luo, J. Ji, Q. Wang, *et al.*, “Channel state information prediction for 5g wireless communications: A deep learning approach,” *IEEE Transactions on Network Science and Engineering (TNSE)*, vol. 7, no. 1, pp. 227–236, 2020.
- [3] D. Bega, M. Gramaglia, M. Fiore, *et al.*, “Deepcog: Cognitive network management in sliced 5g networks with deep learning,” in *IEEE Conference on Computer Communications (INFOCOM)*, pp. 280–288, 2019.
- [4] H. Gebrie, H. Farooq, and A. Imran, “What machine learning predictor performs best for mobility prediction in cellular networks?,” in *IEEE International Conference on Communications (ICC)*, pp. 1–6, 2019.
- [5] C.-X. Wang, M. Di Renzo, S. Stanczak, *et al.*, “Artificial intelligence enabled wireless networking for 5g and beyond: Recent advances and future challenges,” *IEEE Wireless Communications*, vol. 27, no. 1, pp. 16–23, 2020.
- [6] C. Zhang, P. Patras, and H. Haddadi, “Deep learning in mobile and wireless networking: A survey,” *IEEE Communications Surveys & Tutorials*, vol. 21, no. 3, pp. 2224–2287, 2019.
- [7] “Etsi white paper: Mec in 5g networks, 2018.” Available in: https://www.etsi.org/images/files/ETSIWhitePapers/etsi_wp28_mec_in_5G_FINAL.pdf.
- [8] Y. Mao, C. You, J. Zhang, *et al.*, “A survey on mobile edge computing: The communication perspective,” *IEEE Communications Surveys & Tutorials*, vol. 19, no. 4, pp. 2322–2358, 2017.
- [9] S. Wang, T. Tuor, T. Salonidis, *et al.*, “When edge meets learning: Adaptive control for resource-constrained distributed machine learning,” in *IEEE Conference on Computer Communications (INFOCOM)*, pp. 63–71, 2018.
- [10] K. Hsieh, A. Harlap, N. Vijaykumar, *et al.*, “Gaia: Geo-distributed machine learning approaching {LAN} speeds,” in *{USENIX} Symposium on Networked Systems Design and Implementation (NSDI)*, pp. 629–647, 2017.

- [11] Y. Zhao, M. Li, L. Lai, *et al.*, “Federated learning with non-iid data,” *arXiv preprint arXiv:1806.00582*, 2018.
- [12] B. Krawczyk, “Learning from imbalanced data: open challenges and future directions,” *Springer Progress in Artificial Intelligence*, vol. 5, no. 4, pp. 221–232, 2016.
- [13] L. Pu, L. Jiao, X. Chen, *et al.*, “Online resource allocation, content placement and request routing for cost-efficient edge caching in cloud radio access networks,” *IEEE Journal on Selected Areas in Communications (JSAC)*, vol. 36, no. 8, pp. 1751–1767, 2018.
- [14] Z. Zhou, X. Chen, E. Li, *et al.*, “Edge intelligence: Paving the last mile of artificial intelligence with edge computing,” *Proceedings of the IEEE*, vol. 107, no. 8, pp. 1738–1762, 2019.
- [15] X. Wang, Y. Han, V. C. Leung, *et al.*, “Convergence of edge computing and deep learning: A comprehensive survey,” *IEEE Communications Surveys & Tutorials*, 2020.
- [16] W. Y. B. Lim, N. C. Luong, D. T. Hoang, *et al.*, “Federated learning in mobile edge networks: A comprehensive survey,” *arXiv preprint arXiv:1909.11875*, 2019.
- [17] N. H. Tran, W. Bao, A. Zomaya, *et al.*, “Federated learning over wireless networks: Optimization model design and analysis,” in *IEEE Conference on Computer Communications (INFOCOM)*, pp. 1387–1395, 2019.
- [18] M. S. H. Abad, E. Ozfatura, D. Gunduz, and O. Ercetin, “Hierarchical federated learning across heterogeneous cellular networks,” *arXiv preprint arXiv:1909.02362*, 2019.
- [19] T. Nishio and R. Yonetani, “Client selection for federated learning with heterogeneous resources in mobile edge,” in *IEEE International Conference on Communications (ICC)*, pp. 1–7, 2019.
- [20] J. Kang, Z. Xiong, D. Niyato, *et al.*, “Reliable federated learning for mobile networks,” *IEEE Wireless Communications*, vol. xx, no. xx, pp. 1–9, 2020.
- [21] J. Jeong, S. H. Lim, Y. Song, *et al.*, “Online learning for joint beam tracking and pattern optimization in massive mimo systems,” in *IEEE Conference on Computer Communications (INFOCOM)*, pp. 1–9, 2020.
- [22] I. Parvez, A. Rahmati, I. Guvenc, *et al.*, “A survey on low latency towards 5g: Ran, core network and caching solutions,” *IEEE Communications Surveys & Tutorials*, vol. 20, no. 4, pp. 3098–3130, 2018.
- [23] Q. Cui, Z. Gong, W. Ni, *et al.*, “Stochastic online learning for mobile edge computing: Learning from changes,” *IEEE Communications Magazine*, vol. 57, no. 3, pp. 63–69, 2019.
- [24] L. Huang, X. Liu, and X. Hao, “The power of online learning in stochastic network optimization,” in *ACM conference on Measurement and modeling of computer systems (SIGMETRICS)*, pp. 153–165, 2014.
- [25] T. Chen, Q. Ling, and G. B. Giannakis, “Learn-and-adapt stochastic dual gradients for network resource allocation,” *IEEE Transactions on Control of Network Systems*, vol. 5, no. 4, pp. 1941–1951, 2017.
- [26] “Online technical report.” Available in: <https://www.dropbox.com/s/p39wxlmrr6vby5l/technical%20report.pdf?dl=0>.
- [27] “City cellular traffic map.” Available in: <https://github.com/caesar0301/city-cellular-traffic-map>.
- [28] V. D. Blondel, J.-L. Guillaume, R. Lambiotte, and E. Lefebvre, “Fast unfolding of communities in large networks,” *Journal of statistical mechanics: theory and experiment*, vol. 2008, no. 10, pp. 1–12, 2008.
- [29] “Google cluster data trace.” Available in: https://github.com/google/cluster-data/blob/master/ClusterData2011_2.md.
- [30] “Let cpu on your command.” Available in: <http://istoney.github.io/beauty%20of%20programming/2016/04/02/let-cpu-on-your-command>.
- [31] “Opportunistic network environment (one) simulator.” Available in: <https://www.netlab.tkk.fi/tutkimus/dtn/theone>.