
SIGN LANGUAGE TRANSLATION WITH TRANSFORMERS

Kayo Yin

École Polytechnique

kayo.yin@polytechnique.edu

ABSTRACT

Sign Language Translation (SLT) first uses a Sign Language Recognition (SLR) system to extract sign language glosses from videos. Then, a translation system generates spoken language translations from the sign language glosses. Though SLT has gathered interest recently, little study has been performed on the translation system. This paper focuses on the translation system and improves performance by utilizing Transformer networks. We report a wide range of experimental results for various Transformer setups and introduce the use of Spatial-Temporal Multi-Cue (STMC) networks in an end-to-end SLT system with Transformer.

We perform experiments on RWTH-PHOENIX-Weather 2014T, a challenging SLT benchmark dataset of German sign language, and ASLG-PC12, a dataset involving American Sign Language (ASL) recently used in gloss-to-text translation. Our methodology improves on the current state-of-the-art by over 5 and 7 points respectively in BLEU-4 score on ground truth glosses and by using an STMC network to predict glosses of the RWTH-PHOENIX-Weather 2014T dataset. On the ASLG-PC12 corpus, we report an improvement of over 16 points in BLEU-4. Our findings also demonstrate that end-to-end translation on predicted glosses provides even better performance than translation on ground truth glosses. This shows potential for further improvement in SLT by either jointly training the SLR and translation systems or by revising the gloss annotation system.

1 Introduction

Communication holds a central position in our daily lives and social interactions. Yet, in a predominantly hearing society, the hearing-impaired are often deprived of effective communication. Although the deaf community in various cultures have developed sign language to handily communicate between themselves and others who have learned to sign, it remains uncommon for hearing people to have learned sign language. While advancements have been made in recent years to better accommodate deaf people, such as the captioning of videos

and increased use of online text-based communication, the deaf community still face issues of social isolation and miscommunication on a daily basis [55, 49, 14, 63]. Although Sign Language Recognition (SLR) has been an active topic of research over the last two decades [12, 33, 34, 8, 65] it is only in recent years that Sign Language Translation (SLT) has gathered some interest and advancement [9, 32]. For the rest of this paper, we will refer to SLT as the task of translating sign language into spoken language, and will precise the cases in the other direction.

In general, sign languages have developed independently of their spoken counterparts, and learning to sign is not easier than learning a completely different spoken language. There is a significant linguistic variance between spoken and sign languages [59], where sign language usually does not translate its spoken counterpart word by word. For instance, the syntax of ASL shares more with spoken Japanese than English [42]. For this reason, SLR systems do not suffice in capturing the underlying grammar and complexities of sign language, and SLT faces the additional challenge in generating translations while taking into account the different syntactic structures and grammar.

In this paper, we build upon the approach formalized in [9] for SLT that can be divided into two parts: tokenization and translation. The tokenization problem is similar to continuous SLR, where vision methods analyze videos of sign language to generate sign language glosses that capture the meaning of the sequence of different signs. The translation problem is analogous to any translation task between two different languages if we regard the sign language glosses as one language. Recent works [43, 69] have reported improvements in the tokenization system, but currently there has been no study on improving the translation system for this SLT task. We utilize and compare different Neural Machine Translation (NMT) architectures, notably Transformers that have not yet been studied in [9], in the context of SLT.

To evaluate the performance of our NMT approach and compare it with existing works, we perform trans-

lation of ground truth gloss annotations in the RWTH-PHOENIX-Weather 2014T dataset, as well as gloss annotations predicted by the tokenization system of [69] to assess performance in an end-to-end system. Moreover, we also translate ground truth gloss annotations from the ASLG-PC12 corpus to study the behavior of our translation system applied to another language, on a dataset of a different size and gloss annotation scheme.

The contributions of this paper may be summarized as:

- We perform the first thorough study of using the Transformer network for SLT and demonstrate how it outperforms previous NMT architectures for this task
- We make the first use of weight tying, transfer learning with spoken language data and ensemble learning in SLT and report baseline results of Transformers in various setups
- We improve on the state-of-the-art results in German SLT on the RWTH-PHOENIX-Weather 2014T dataset for both sign language gloss to spoken language text translation and end-to-end sign language video to spoken language text translation, and in American SLT on the ASLG-PC12 dataset
- We demonstrate how a Spatial-Temporal Multi-Cue network provides better end-to-end performance when used for CSLR in SLT than previous approaches and even surpass translation using ground truth glosses

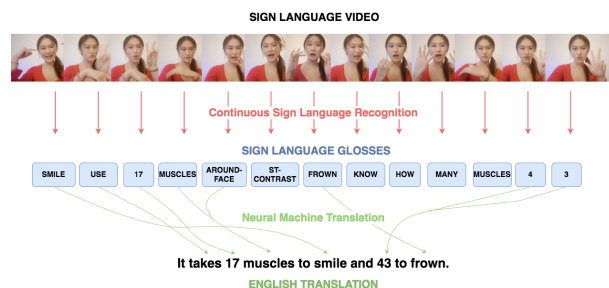


Figure 1: Sign language translation. This task consists of successively performing CSLR and NMT. Glosses obtained from [36]

2 Methods

Despite considerable advancements made in machine translation between spoken languages, the field of sign language processing falls behind for many reasons. To begin, unlike spoken language, sign language is a multi-dimensional form of communication that relies on both manual and non-manual cues which presents additional computer vision challenges [2]. Signs also vary both in space and in time, where two sequences of the same

signs may be performed at different speeds, with gestures of different magnitudes or at different positions from the camera. There is no existing universal convention on transcribing sign language into a written form of sign language glosses, and the number of video frames associated with a single gloss is not fixed either. Also, datasets for sign language processing are often very limited in size and/or vocabulary [41, 58, 54].

Sign Language Glossing Glossing corresponds to transcribing sign language word-for-word by means of another written language, and is often used by students to remember new signs. Glosses differ from translation as they merely indicate what each part in a sign language sentence mean, and does not form an appropriate sentence in the written language that signifies the same thing. Often, glosses would also include notations that indicate non-manual cues such as facial expressions and body grammar that come with sign language. In general, sign language glosses are annotated by hand by sign language experts, and more recently by continuous SLR systems. However, while various sign language corpus projects have provided different guidelines for gloss annotation [16, 26, 15], there is no single standard agreed on [25, 53] which hinders the easy exchange of data between projects and consistency between different sign language corpora.

Sign Language Recognition Over the last decade, some progress has been made in SLR as well as Continuous Sign Language Recognition (CSLR), for various sign languages. SLR consists of identifying isolated single signs from videos, while CSLR is a relatively more challenging task that consists of identifying a sequence of running glosses from a given video. Most SLR and CSLR systems make predictions on RGB video data [3, 19], as is the case with the CSLR system we use in our experiments, even though our translation system may be used with any other SLR systems that predict glosses as well, such as those using gloves or accelerometers [67, 52].

Sign Language Translation SLT differs from SLR as the latter merely detects a sequence of signs without taking into account the linguistic structures and grammar unique to sign language. As illustrated in Figure 1, the SLT system takes CSLR as a first step to detect a sequence of glosses from the input video. Then, an additional task is performed to translate the detected glosses into a valid sentence in the target language. SLT is a novel problem and a difficult task compared to other translation problems because it involves extracting meaningful features from a video of a multi-cue language accurately, then generating translations and infer correct word orders and grammar from an intermediate gloss representation instead of the source language directly.

3 Related Work

Sign Language Recognition The first approaches for SLR rely on hand-crafted features [61, 64, 66, 7, 13] and use Hidden Markov Models [20, 21, 33, 57, 56] or Dynamic Time Warping [37] to model sequential dependencies. More recently, 2D convolutional neural networks (2D-CNN) [17] and 3D convolutional neural networks (3D-CNN) [40] have shown to be effective on modelling spatio-temporal representations from sign language videos.

Most existing works on CSLR divide the task into three sub-tasks: alignment learning, single-gloss SLR, and sequence construction [35, 68] while others perform the task in an end-to-end fashion using deep learning architectures [23, 8, 24]. Works in SLR and CSLR, however, merely approach the problem as a visual recognition task and ignores the underlying grammatical and linguistic structures unique to sign language.

Sign Language Translation SLT is formalized for the first time in [9] where they introduce the RWTH-PHOENIX-Weather 2014T dataset and jointly use a 2D-CNN model to extract gloss-level features from video frames, and a sequence-to-sequence model to perform German sign language translation. Subsequent works have been published on this dataset [43, 69], but all of them focus only on improving the CSLR component in SLT. Despite recent advancements in the field of NMT, no study has been made so far seeking to improve the baseline on translating glosses to spoken language text.

Similar work has been done for Korean sign language by [32] where they introduce the KETI dataset and estimate human keypoints to extract glosses, then use sequence-to-sequence models for translation. [1] uses sequence-to-sequence models to directly translate ASL glosses from the ASLG-PC12 dataset [44] without taking sign language data itself or CSLR systems that generates glosses from sign language.

Neural Machine Translation Neural Machine Translation (NMT) employs neural networks to carry out the task of automated text translation. Recent NMT approaches typically use an encoder-decoder architecture, also known as sequence-to-sequence (seq2seq) models.

Earlier approaches use recurrent networks [28, 60, 4, 10] and convolutional networks [29, 22, 27] for the encoder and decoder. However, standard seq2seq networks are unable to model long-term dependencies in large input sentences without causing an information bottleneck. To address this issue, more recent works use attention mechanisms introduced by [4] and later extended by [39]. Their attention function calculates context-dependent alignment scores between encoder and decoder hidden states. [62] introduces the Transformer architecture, a seq2seq model relying on self-attention that obtains state-of-the-art results in NMT.

While [32] and [43] report results using Transformers in SLT, their works focus on the CSLR system rather than translation, they give little detail on the use of Transformers and the performance of their Transformers is weaker than those of sequence-to-sequence models. Our work is the first to perform various experiments on Transformers and provide parameter recommendations to obtain state-of-the-art performance in SLT as well as experimental results for different model setups.

4 Transformer

Transformer [62] is a seq2seq encoder-decoder network. It differs from previous models in its usage of self-attention layers in place of recurrent networks. Its architecture is illustrated in Figure 2. In this section we will briefly explain its architecture.

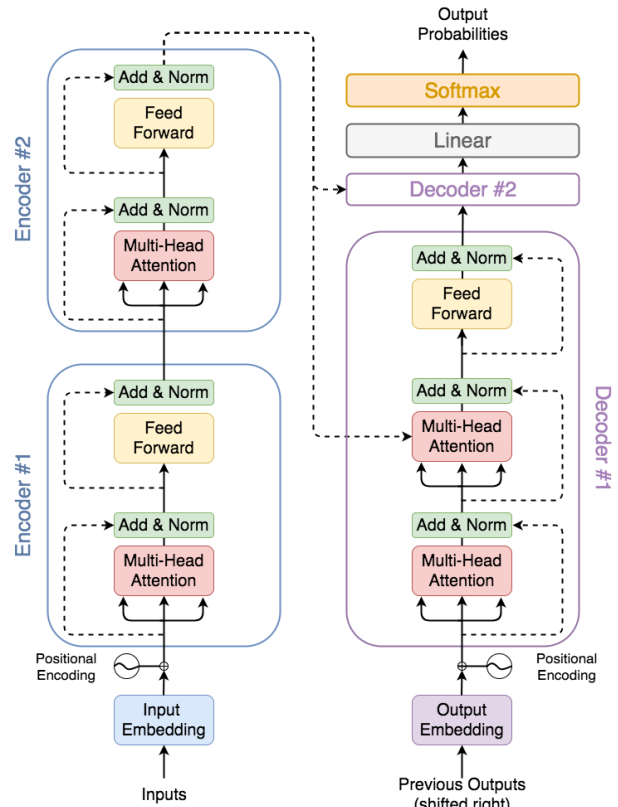


Figure 2: Architecture of a Transformer with two encoder-decoder layers.

4.1 Overall architecture

Transformers are composed of an encoding component and a decoding component. Both the encoder and decoder stacks are composed of N identical layers. Each word in an input sentence is first embedded into a vector of size d_{model} before being passed on to the first layer of the encoder stack. All encoder layers receive a list

Table 1: Statistics of the RWTH-PHOENIX-Weather 2014T and ASLG-PC12 datasets. Out-of-vocabulary (OOV) words are those that appear in the development and testing sets, but not in the training set. Singletons are words that appear only once during training.

	German Sign Gloss			German			American Sign Gloss			English		
	Train	Dev	Test	Train	Dev	Test	Train	Dev	Test	Train	Dev	Test
Phrases	7,096	519	642	7,096	519	642	82,709	4,000	1,000	82,709	4,000	1,000
Vocab.	1,066	393	411	2,887	951	1,001	15782	4,323	2,150	21,600	5,634	2,609
tot. words	67,781	3,745	4,257	99,081	6,820	7,816	862,046	41,030	10,503	975,942	46,637	11,953
tot. OOVs	–	19	22	–	57	60	–	255	83	–	369	99
singletons	337	–	–	1,077	–	–	6,133	–	–	8,542	–	–

of n vectors of size d_{model} . The output of the last encoder layer is then used by each decoder layer during its attention operation. At each step, the decoder stack is auto-regressive meaning it uses previously generated symbols as additional input when generating the next symbols.

4.2 Multi-head Attention

The attention mapping takes as input a set of n queries $Q \in \mathbb{R}^{n \times d_k}$, keys $K \in \mathbb{R}^{n \times d_k}$ and values $V \in \mathbb{R}^{n \times d_v}$ to produce an output $O \in \mathbb{R}^{n \times d_v}$ using the function below:

$$\text{Attention}(Q, K, V) = \text{softmax}\left(\frac{QK^T}{\sqrt{d_k}}\right)V$$

The queries, keys and values are linear transforms of the input.

In addition, multi-head attention employs h parallel attention layers, or heads, to obtain multiple representation subspaces and allow the model to focus on different positions.

$$\text{MultiHead}(Q, K, V) = \text{Concat}(\text{head}_1, \dots, \text{head}_h)W^O$$

where $\text{head}_i = \text{Attention}(QW_i^Q, KW_i^K, VW_i^V)$ with $W_i^Q, W_i^K \in \mathbb{R}^{d_{model} \times d_k}, W_i^V \in \mathbb{R}^{d_{model} \times d_v}$ and $W_i^O \in \mathbb{R}^{hd_v \times d_{model}}$.

4.3 Encoder

In the encoder, each layer is composed of two sub-layers: a multi-head attention mechanism and a position-wise, fully-connected feed-forward layer. Around each sub-layer is also a residual connection followed by layer normalization. That is, the output of each sub-layer is $\text{LayerNorm}(x + \text{Sublayer}(x))$ where x is the encoder input and Sublayer denotes the function applied by the sub-layer itself.

4.4 Decoder

In addition to the same two sub-layers as in each encoder layer, a decoder layer has an additional "Encoder-

Decoder attention" sub-layer. This sub-layer has the same mechanism as multi-head attention, except that it uses queries from the layer below it, and keys and values from the output of the encoder stack. At each time step, the decoder stack outputs a symbol from the output sentence, which is then fed to the first decoder layer in the next time step, until the symbol indicating the end of the sentence is reached. The self-attention layers in the decoder also mask future positions, by setting them to $-\infty$ for example, so that the predictions for the i -th symbol can only depend on known outputs at positions less than i .

4.5 Positional Encoding

Since the Transformer contains no recurrence or convolution, the network with self-attention has no notion of the word order in a sentence. To address this, positional encoding is summed with the input embeddings at the bottoms of the encoder and decoder stacks. Positional encoding adds information about the relative position of symbols and allows the model to make use of the order of the words. The positional encoding vector $p = (p_1, p_2, \dots, p_m)$ with $p_j \in \mathbb{R}^f$ is obtained using sine and cosine functions of different frequencies:

$$\begin{aligned} p_{2i} &= \sin(pos/10000^{2i/d_{model}}) \\ p_{2i+1} &= \cos(pos/10000^{2i/d_{model}}) \end{aligned}$$

where pos is the position of the symbol in its sentence.

5 Datasets

5.1 RWTH-PHOENIX-Weather 2014T

To evaluate and compare the performance of our model to existing works, we use the RWTH-PHOENIX-Weather 2014T dataset introduced by [9]. The data is extracted from news and weather forecast airings of the German tv station PHOENIX, and to our knowledge it is currently the only publicly available dataset with both gloss level annotations and spoken language translations for sign language videos that is of sufficient size and challenge for deep learning.

Table 2: Statistics of the ASLG-PC12 dataset before and after preprocessing.

	Raw data						Preprocessed data					
	Train		Dev		Test		Train		Dev		Test	
	ASL	en	ASL	en	ASL	en	ASL	en	ASL	en	ASL	en
Vocab.	15,782	21,600	4,323	5,634	2,150	2,609	5,906	7,712	1,163	1,254	394	379
Shared vocab.	10,048		2,652		1,296		4,941		899		287	
BLEU-4	20.97		21.16		20.63		38.87		38.74		38.37	

This dataset consists of a parallel corpus of German sign language videos from 9 different signers, gloss-level annotations with a vocabulary of 1,066 different signs and translations into German spoken language with a vocabulary of 2,887 different words.

5.2 ASLG-PC12

As can be seen in Table 1, the RWTH-PHOENIX-Weather 2014T dataset only has 7,096 training pairs, while deep learning models, notably Transformers, achieve better results on larger datasets [48]. We would also like to assess the performance of our model on a larger dataset and in a language most of us are familiar with. For this purpose, we conduct NMT of sign language glosses on the ASLG-PC12 corpus proposed in [44]. So far, SLT on this dataset has only been performed using RNN-based sequence-to-sequence attention networks in [1].

This corpus consists of 87,709 pairs of ASL gloss with a vocabulary of 15,782 different signs and English sentences with a vocabulary of 21,601 different words. It is constructed from English data of the Project Gutenberg that has been transformed into ASL glosses following an automatic rule-based approach and validated by human experts. There are no explicit training, development and testing splits published on the dataset so we created our own random splits for our experiments. The splits and our code are made publicly available¹ to encourage and underpin future research.

6 Experiments and Discussions

All of our Transformer models are built using PyTorch [46] and the Open-NMT library [31] with a word embedding size of 512 and sinusoidal positional encoding, recurrent layers containing 512 hidden units, and Transformer feed-forward layers of 2048 hidden units. For optimization, we use Adam [30] with 0.9 beta1 and 0.998 beta2, as well as Noam learning rate schedule, 0.1 dropout, gradient clipping with threshold 0, and 0.1 label smoothing.

During training, the networks are evaluated on the dev set each half-epoch, and early stopping with patience 5 is used to halt training and save the model. Decoding

using a trained model is performed using beam search with a beam width of 5. During decoding, generated <unk> tokens for unknown words are also replaced by the source token having the highest attention weight. This is useful when <unk> symbols correspond to proper nouns that can be directly transposed between languages [31]. As our architecture varies highly from previous works on SLT, and especially since Transformers are highly sensitive to hyperparameter and architecture settings, we perform a series of experiments to find the optimal setup. We equally experiment with various techniques often used in classic NMT to SLT such as transfer learning, weight tying and ensembling to improve model performance.

To evaluate the performance of our translation models, we use BLEU [45], ROUGE [38] and METEOR [5] scores, which are commonly used to measure machine translation performance. We use three different metrics as finding a single adequate automatic method to evaluate translation performance is an ongoing challenge where natural language is often highly ambiguous. For BLEU, we report BLEU-1,2,3,4 scores and as ROUGE score we report the ROUGE-L F1 score.

All reported results unless otherwise specified are averaged over 10 runs with different random seeds. The variance between experiments with different seeds under 10^{-1} points on each score.

We organize our experiments into two groups:

1. Gloss2Text (G2T) in which we translate ground truth gloss annotations to simulate perfect tokenization, on both RWTH-PHOENIX-Weather 2014T and ASLG-PC12 datasets
2. Sign2Gloss2Text (S2G2T) in which we translate glosses tokenized by an existing SLR system to evaluate end-to-end performance on the RWTH-PHOENIX-Weather 2014T dataset

6.1 Gloss2Text

We first carry out training and evaluation using the ground truth glosses taken from the RWTH-PHOENIX-Weather 2014T and the ASLG-PC12 datasets. This allows us to assess the performance of our translation model when used with a perfect CSLR system. Though

¹ <https://github.com/kayoyin/transformer-slt>

Table 3: G2T performance comparison of Transformers on RWTH-PHOENIX-Weather 2014T with different number of enc-dec layers.

Layers	Dev Set						Test Set					
	BLEU-1	BLEU-2	BLEU-3	BLEU-4	ROUGE-L	METEOR	BLEU-1	BLEU-2	BLEU-3	BLEU-4	ROUGE-L	METEOR
1	43.39	32.47	24.27	20.26	44.66	42.64	43.26	32.23	25.59	21.31	45.28	42.56
2	45.31	33.65	26.73	22.23	45.74	43.92	44.57	33.08	26.14	21.65	40.47	42.97
4	44.32	32.87	26.15	21.78	45.86	43.31	44.10	32.82	25.99	21.57	45.44	42.92
6	44.04	32.46	25.67	21.34	44.09	42.32	43.74	32.44	25.67	21.32	41.69	42.58

we use ground truth glosses for translation, this task remains non-trivial and challenging because of the high linguistic variance between sign language glosses and spoken language, as well as how gloss annotations are an intermediate representation of sign language videos that may present imprecisions and information loss. Experiments on ASLG-PC12 also allows us to explore the behavior of Transformers on a larger dataset. Moreover, Table 2 shows that the source and target corpora in ASLG-PC12 are more similar to each other with many shared vocabulary and a relatively high BLEU-4 score on raw data. This will also allow us to compare the performance of Transformers on a less challenging dataset. The input phrases are tokenized to gloss level and we initialize the embedding matrix randomly, which is then trained in an end-to-end manner along with the whole model. For ASLG-PC12, many of the ASL glosses are English words with an added prefix so during data pre-processing we remove all such prefixes as we deem them unessential for training and inference. We also set all words that appear less than 5 times during training as an unknown token which allows us to reduce the vocabulary size considerably, as seen in Table 2.

6.1.1 Model size

The original setup of the Transformer architecture in [62] uses 6 identical layers each in the encoder and the decoder to obtain their WMT results. However, our task may differ from a standard machine translation task between two spoken languages so our first experiment trains Transformer models with 1, 2, 4 and 6 encoder-decoder layers. All networks are trained with a batch size of 2,048 token and an initial learning rate of 1.

To choose the best model, we will mainly take into account the BLEU-4 score, as it is the most widely used metric in machine translation currently. Table 3 shows that on RWTH-PHOENIX-Weather 2014T, the architecture with 2 layers obtains the highest performance on both the development and testing sets. Though the model with 4 layers obtains better ROUGE score, this metric places more emphasis on recall and is more interpretable in summarization tasks. Moreover, a smaller model has the advantage of taking up less memory and computation time. A reason why the smaller model than the more common one with 6 layers is more effective for our task is likely because the German sign language glosses are more similar to spoken German compared

to two different spoken languages such as English and German. Also, because our dataset is much smaller than those used in standard machine translation tasks, larger networks may be disadvantaged. Repeating the same experiment on ASLG-PC12, we also find 2 layers to be the optimal model size. We carry out the rest of our experiments on this dataset with networks of 2 enc-dec layers.

6.1.2 Batch size

The recommended batch size by [31] to train Transformers is 4,096 tokens, which did not fit into our GPU memory so we initially decreased the batch size to 2,048. [48] recommends to set the batch size as high as possible when training Transformers, while [9] reports the best results with small batch size when training sequence-to-sequence models for SLT. We therefore train Transformer models using batch size 2,048, 1,024, 256, 128, 32 and 1.

We can also perform gradient accumulation which is approximately equivalent to increasing the batch size by the number of times we accumulate gradients without needing additional GPU memory. We perform additional experiments with batch size 2,048 and 2, 3, 5 or 10 gradient accumulations.

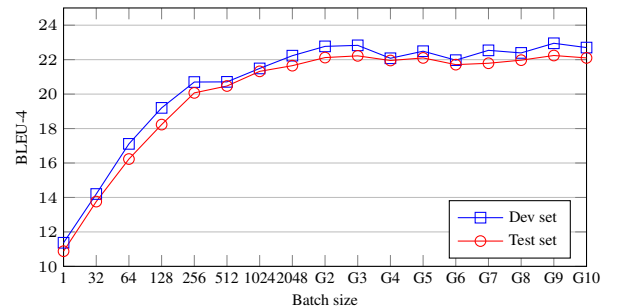


Figure 3: G2T performance on RWTH-PHOENIX-Weather 2014T with different batch size and gradient accumulation. G_n stands for batch size 2048 with n gradient accumulations.

Figure 3 seems to confirm that the higher the batch size, the better. Batch size 2,048 gives the best performance when used with 3 gradient accumulations for both RWTH-PHOENIX-Weather 2014T and ASLG-PC12, while more gradient accumulation does not seem to nec-

Table 4: G2T performance comparison using different embedding schemes on RWTH-PHOENIX-Weather 2014T.

WE	Dev Set						Test Set					
	BLEU-1	BLEU-2	BLEU-3	BLEU-4	ROUGE-L	METEOR	BLEU-1	BLEU-2	BLEU-3	BLEU-4	ROUGE-L	METEOR
Vanilla embedding	45.81	34.06	27.05	22.49	46.68	44.35	45.29	33.74	26.70	22.22	46.08	43.75
Tied decoder	45.90	34.10	26.98	22.31	46.76	44.51	45.05	33.38	26.31	21.74	45.83	43.45
GloVe	44.37	32.65	26.00	21.41	45.03	42.38	44.69	32.93	25.73	21.04	42.70	44.61
fastText	44.91	33.23	26.60	22.04	46.17	43.70	44.21	32.90	25.94	21.64	45.55	42.95

Table 5: G2T performance comparison using different embedding schemes on ASLG-PC12.

Model	Dev Set						Test Set					
	BLEU-1	BLEU-2	BLEU-3	BLEU-4	ROUGE-L	METEOR	BLEU-1	BLEU-2	BLEU-3	BLEU-4	ROUGE-L	METEOR
Vanilla embedding	90.15	84.92	80.27	75.94	94.72	94.58	90.49	85.64	81.31	77.33	94.75	95.16
Tied dec	91.00	86.26	82.00	78.02	95.24	95.12	91.25	86.76	82.76	79.02	95.32	95.75
GloVe dec	90.13	85.14	80.67	76.49	94.16	94.69	90.51	85.83	81.65	77.74	94.80	95.27
GloVe enc-dec	89.65	84.33	79.72	75.48	93.02	93.62	90.01	85.15	80.88	76.95	93.00	94.14
fastText dec	90.64	85.63	81.14	76.94	94.75	95.02	91.20	86.62	82.53	78.72	94.73	95.57
fastText enc-dec	90.02	85.01	80.56	76.41	93.68	94.10	90.94	86.58	82.01	76.23	93.61	94.42
fastText tied dec	90.16	85.26	80.85	76.72	95.03	94.60	90.44	85.25	81.69	77.28	95.11	95.04

essarily improve performance. We also invite others to try using an even bigger batch size on a larger GPU as using a bigger batch size may be more efficient than its equivalent using gradient accumulation. The remaining experiments are performed with batch size 2,048 and 3 gradient accumulations.

6.1.3 Embedding schemes

[50] shows that tying the input and output embeddings during the training of language models may provide better performance. In our model, the decoder is also a language model that is conditioned on the encoding of the source sentence and the previous words of the generated sentence. We therefore tie the embeddings in the decoder by using a shared weight matrix for the input and output word embeddings.

In addition, pre-trained embeddings are a widely used method in NLP transfer learning where we initialize our models using pre-trained word embeddings. These word embeddings are typically trained in an unsupervised manner on a large corpus of text in the desired language, such as Wikipedia articles. They help bring in outside information at the start of training and can be useful when dealing with a small dataset.

Since German is a high-resource language where many German data resources exist, several pre-trained German embeddings are available publicly. We perform experiments on RWTH-PHOENIX-Weather 2014T using two popular word embeddings: GloVe [47] where we use the vectors published by [18], and fastText [6]. To the best of our knowledge, pre-trained embeddings have never been used in SLT in previous works.

As shown in Table 6, there is only one matching token between the German glosses and the pre-trained embeddings, while over 90% of the words in the German text appear in both pre-trained embeddings. For this reason, in this part of the experiment we initialize with the

pre-trained embeddings for the decoder only, and keep random initialization for the encoder. We do not freeze the embedding layers and fine-tune them during training for our task.

Table 6: German pre-trained embeddings statistics

	GloVe	fastText
Dimension	300	300
Source match	0.08%	0.08%
Target match	90.53%	94.57%

Table 4 shows that the new embedding schemes do not actually help in improving performance on RWTH-PHOENIX-Weather 2014T. It may be because pre-trained embeddings are shown to be more effective when used on the encoding layer [51], but we have no available pre-trained embeddings in German sign language glosses. Another possible reason is the difference between the domain of our dataset and of the corpus the embeddings were trained on, as our dataset has a specific domain of weather forecasts. We therefore keep random initialization of word embeddings for the rest of our experiments on RWTH-PHOENIX-Weather 2014T. Using this setting, we run a parameter search over the learning rate and warm-up steps, and we use initial learning rate 0.5 with 3,000 warm-up steps for the remaining experiments. Details of the parameter search are included as an appendix.

On ASLG-PC12, we also try tying the decoder embeddings as well as using English pre-trained GloVe and fastText embeddings. Table 7 shows that both GloVe and fastText English vectors have a reasonable overlap with the vocabulary of ASL glosses as well as the English targets. We therefore load pre-trained embeddings on only the decoder side as well as on both the encoder and decoder sides in our experiments.

Table 7: English pre-trained embeddings statistics

	GloVe	fastText
Dimension	300	300
Source match	96.23%	94.64%
Target match	97.71%	96.32%

Table 4 shows that fastText pre-trained embeddings for the decoder improves performance compared to the vanilla embedding scheme, while using tied decoder embeddings without pre-trained embeddings gives the best performance in our experiment. We also performed an additional experiment using fastText pre-trained embeddings and embeddings tying on the decoder, but it does not surpass tied embeddings without pre-trained embeddings. For the remaining experiments, we used tied decoder embeddings with an initial learning rate of 0.2 and 8,000 warm-up steps which are the optimal parameters empirically.

6.1.4 Beam width

A naive method for decoding a sequence of words is greedy search, where the model simply chooses the word with the highest probability at each time step of the sequence. However, this simple approach may be suitable for one time step, but becomes sub-optimal in the context of the entire sequence. Beam Search is a widely used method to address this problem, in which at each time step, the decoder expands with all possible candidates and keeps a number of most likely sequences, or the beam width. Large beam widths do not always result in better performance and take more space in memory and decoding time. We therefore use our best performing model to decode using different beam widths and find the optimal beam width value to be 4 on RWTH-PHOENIX-Weather 2014T and 5 on ASLG-PC12.

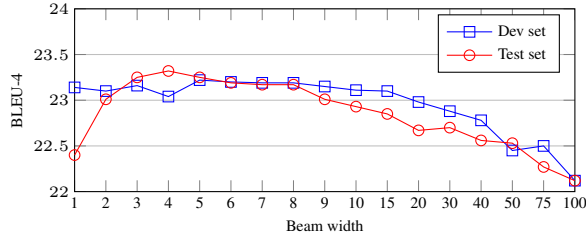


Figure 4: G2T decoding on RWTH-PHOENIX-WEATHER 2014T using different beam width. Beam width = 1 is equivalent to greedy search.

6.1.5 Ensemble decoding

Ensemble methods combine the predictions of multiple models and shows in various settings to improve the overall performance. We propose to employ ensemble decoding, where we use a group of models that have been trained separately during the decoding phase together. Ensemble decoding combines the predictions made by different models by averaging. We chose 9 models from our experiments that gave the highest BLEU-4

during testing on RWTH-PHOENIX-Weather 2014T. The number of models is chosen empirically, as using fewer models will lead to less ensembling but including too many weaker models may lessen the quality of the ensemble model. These models are of the same architecture, but are initialized with different seeds and were trained using different batch sizes and/or learning rates. Alone, these models give a BLEU-4 on testing between 22.92 and 23.41.

Table 8 gives a performance comparison on RWTH-PHOENIX-Weather 2014T of the recurrent seq2seq model from [9], our single best performing model, and our ensemble model. We also provide the scores on the gloss annotations themselves, to give an idea of the difficulty of this task.

Without any additional training, ensembling different models improves the BLEU-4 score on testing by over 1 point. Also, we report an improvement of over 5 BLEU-4 points on the current state-of-the-art. A single Transformer also gives an improvement of over 4 BLEU-4 points more than the state-of-the-art, which shows the advantage of Transformers over previous seq2seq networks for SLT.

We also use 5 of the best models from our experiments on ASLG-PC12 in an ensemble. These models report a BLEU-4 testing score between 81.72 and 82.41 individually. Table 9 compares the performance of our best single Transformer and ensemble model to the recurrent seq2seq model from [1]. The performance of a single Transformer surpasses the previous model by over 16 BLEU-4 points and the ensemble model reports an improvement of 0.46 BLEU-4 points over the single model.

6.2 German Sign2Gloss2Text

We would also like to simulate an end-to-end system where both the tokenization into glosses and the translation of glosses to text are carried out by automatic methods. To achieve this, we will use the spatial-temporal multi-cue (STMC) network proposed in [69] for tokenization, which gives state-of-the-art results in CSLR on this dataset.

The STMC network is composed of a spatial multi-cue (SMC) module and a temporal multi-cue (TMC) module. The SMC module models spatial features of different cues while the TMC models temporal correlations within and between cues. The two are trained in an end-to-end fashion in order to analyze multi-cue data such as sign language that relies on both manual and non-manual gestures. SLR performance is often measured by word error rate (WER) between the output and ground truth phrases, where the lower the WER, the more accurate the outputs are. The STMC network obtains WER 19.6 and 21.0 on the dev and test sets of RWTH-PHOENIX-Weather 2014T.

Table 8: G2T on RWTH-PHEONIX-WEATHER 2014T final results.

Model	Dev Set						Test Set					
	BLEU-1	BLEU-2	BLEU-3	BLEU-4	ROUGE-L	METEOR	BLEU-1	BLEU-2	BLEU-3	BLEU-4	ROUGE-L	METEOR
Raw data	13.01	6.23	3.03	1.71	24.23	13.69	11.88	5.05	2.41	1.36	22.81	12.12
Seq2seq	44.40	31.93	24.61	20.16	46.02	–	44.13	31.47	23.89	19.26	45.45	–
Transformer	49.05	36.20	28.53	23.52	47.36	46.09	47.69	35.52	28.17	23.32	46.58	44.85
Transformer Ens.	48.85	36.62	29.23	24.38	49.01	46.96	48.40	36.90	29.70	24.90	48.51	46.24

Table 9: G2T on ASLG-PC12 final results

Model	Dev Set						Test Set					
	BLEU-1	BLEU-2	BLEU-3	BLEU-4	ROUGE-L	METEOR	BLEU-1	BLEU-2	BLEU-3	BLEU-4	ROUGE-L	METEOR
Raw data	54.60	39.67	28.92	21.16	76.11	61.25	54.19	39.26	28.44	20.63	75.59	61.65
Preprocessed data	69.25	56.83	46.94	38.74	83.80	78.75	68.82	56.36	46.53	38.37	83.28	79.06
Seq2seq [1]	–	–	–	–	–	–	86.7	79.5	73.2	65.9	–	–
Transformer	92.98	89.09	83.55	85.63	82.41	95.93	92.98	89.09	85.63	82.41	95.87	96.46
Transformer Ens.	92.67	88.72	85.22	81.93	96.18	95.95	92.88	89.22	85.95	82.87	96.22	96.60

For the next part of the experiments, we use the glosses predicted by a trained STMC model on the training set to train our translation models. We report the translation model’s performance on the output of the STMC model on the development and the testing sets.

6.2.1 S2G → G2T

To begin, we use the best performing model from the last experiment on German G2T, and we simply feed the output of the STMC network to this model to obtain German translations. In Table 10 we can see that despite having no additional training, this model already obtains a relatively high score that beats the current state-of-the-art in German S2G2T by over 5 BLEU-4 points.

6.2.2 Recurrent sequence-to-sequence networks

Since there is no existing work performing S2T with the STMC network, we also train and obtain the performance of attention-based seq2seq networks on glosses predicted by the STMC model. The seq2seq networks are built using four stacked layers of Gated Recurrent Units (GRU) [11], and we compare models that use Luong [39] and Bahdanau [4] attention mechanisms.

Table 10 shows that the recurrent seq2seq model obtains slightly better performance with Luong attention. What is surprising, however, is that this end-to-end SLT system using STMC and seq2seq networks outperforms the previous G2T result that simulates a system with a perfect CSLR network and a seq2seq model.

6.2.3 Transformer

Finally, we train Transformer models with the same architecture as the last experiment. We run a parameter search over the learning rate and the beam size and find an initial learning rate of 1 with 3,000 warm-up steps and beam size 4 to be the optimal one for this task. Then, we use our 8 best models in an ensemble as before to obtain the final result. Individually, the models included in the ensemble give a BLEU-4 score between 23.51 and 24.00.

Again, we observe that the system using jointly STMC and Transformer outperforms the previous system with ground truth glosses simulating a perfect CSLR network with Transformer. This result could be explained by how while the STMC network performs imperfect CSLR, its gloss predictions are more useful than ground-truth annotations during SLT and are more readily analyzed by the Transformer model. Again, the

Table 10: SLT performance using STMC for CSLR. The first set of rows correspond to the current state-of-the-arts included for comparison.

Model	Dev Set						Test Set					
	BLEU-1	BLEU-2	BLEU-3	BLEU-4	ROUGE-L	METEOR	BLEU-1	BLEU-2	BLEU-3	BLEU-4	ROUGE-L	METEOR
G2T [9]	44.40	31.93	24.61	20.16	46.02	–	44.13	31.47	23.89	19.26	45.45	–
S2G → G2T [9]	41.08	29.10	22.16	17.86	43.76	–	41.54	29.52	22.24	17.79	43.45	–
S2G2T [9]	42.88	30.30	23.03	18.40	44.14	–	43.29	30.39	22.82	18.13	43.80	–
S2G → G2T	46.75	34.99	27.79	23.06	47.29	45.23	47.49	35.89	28.62	23.77	47.32	45.54
Bahdanau	45.89	32.24	24.93	20.52	44.46	43.48	47.53	33.82	26.07	21.54	45.50	44.87
Luong	45.61	32.54	26.33	21.00	46.19	44.93	47.08	33.93	26.31	21.75	45.66	44.84
Transformer	48.27	35.20	27.47	22.47	46.31	44.95	48.73	36.53	29.03	24.00	46.77	45.78
Transformer Ens.	50.31	37.60	29.81	24.68	48.70	47.45	50.63	38.36	30.58	25.40	48.78	47.60

ground truth glosses represent merely a simplified intermediate representation of what the actual sign language says so it is not entirely unexpected that translating ground truth glosses does not give the best performance. We include in the Appendices translation examples comparing qualitatively the outputs of German G2T and S2G2T using Transformers. Moreover, Transformer models outperform recurrent seq2seq networks in this end-to-end system as well. Finally, an STMC network and an ensemble of Transformers give an improvement of over 7 BLEU-4 points on the current state-of-the-art for S2G2T SLT.

7 Conclusions and Future Work

In this paper, we proposed using Transformer models in sign language translation and also the joint use of Transformer with a spatio-temporal multi-cue (STMC) network to perform end-to-end sign language translation from videos. We performed experiments using different Transformer setups and training schemes, and demonstrated how they surpass performance on SLT compared to previous RNN-based translation networks. We equally achieved new state-of-the-art results on different translation tasks on the RWTH-PHOENIX-Weather 2014T dataset as well as the ASLG-PC12 dataset.

We notably obtained superior performance in an end-to-end system using an STMC network to extract glosses from videos compared to a system that simulates perfect CSLR using ground truth glosses. As future work, we suggest either an approach that trains a CSLR model to output glosses easily usable by an NMT model, or training the CSLR model on ground truth glosses that are adapted to make the NMT task simpler. For the second approach, it would be worthwhile to devise a gloss annotation scheme that optimizes translation before creating a new dataset.

Acknowledgement

This Bachelor’s thesis was conducted under the supervision of Prof. Jesse Read. I would like to thank the DaSciM group at LIX for kindly welcoming me in their lab, and a huge thank you especially to Jean-Baptiste Rémy and Prof. Read for the insightful discussions and suggestions, as well as the technical help for the development of this research. I also thank Dr. Hao Zhou for sharing data and details about the STMC network with me. Finally, I am grateful to my parents who made sure I was in the best conditions during the COVID-19 epidemic while I worked from home during the last weeks of my thesis.

References

[1] N. Arvanitis, C. Constantinopoulos, and D. Kosmopoulos. Translation of sign language glosses to

text using sequence-to-sequence attention models. 2019.

[2] S. Asteriadis, G. Caridakis, and K. Karpouzis. Non-manual cues in automatic sign language recognition. *Personal and Ubiquitous Computing*, 18, 2012.

[3] V. Athitsos, C. Neidle, S. Sclaroff, J. P. Nash, A. Stefan, A. Thangali, H. Wang, and Q. Yuan. Large lexicon project : American sign language video corpus and sign language indexing / retrieval algorithms. 2010.

[4] D. Bahdanau, K. Cho, and Y. Bengio. Neural machine translation by jointly learning to align and translate. *CoRR*, abs/1409.0473, 2014.

[5] S. Banerjee and A. Lavie. METEOR: An automatic metric for MT evaluation with improved correlation with human judgments. In *Proceedings of the ACL Workshop on Intrinsic and Extrinsic Evaluation Measures for Machine Translation and/or Summarization*, pages 65–72, Ann Arbor, Michigan, 2005. Association for Computational Linguistics.

[6] P. Bojanowski, E. Grave, A. Joulin, and T. Mikolov. Enriching word vectors with subword information. *arXiv preprint arXiv:1607.04606*, 2016.

[7] P. Buehler, A. Zisserman, and M. Everingham. Learning sign language by watching tv (using weakly aligned subtitles). *2009 IEEE Conference on Computer Vision and Pattern Recognition*, pages 2961–2968, 2009.

[8] N. Camgoz, S. Hadfield, O. Koller, and R. Bowden. Subunets: End-to-end hand shape and continuous sign language recognition. 2017.

[9] N. Camgoz, S. Hadfield, O. Koller, H. Ney, and R. Bowden. Neural sign language translation. 2018.

[10] K. Cho, B. van Merriënboer, D. Bahdanau, and Y. Bengio. On the properties of neural machine translation: Encoder-decoder approaches. *ArXiv*, abs/1409.1259, 2014.

[11] J. Chung, Çağlar Gülçehre, K. Cho, and Y. Bengio. Empirical evaluation of gated recurrent neural networks on sequence modeling. *ArXiv*, abs/1412.3555, 2014.

[12] H. Cooper, B. Holt, and R. Bowden. Sign language recognition. In *Visual Analysis of Humans*, 2011.

[13] H. Cooper, E.-J. Ong, N. Pugeault, and R. Bowden. Sign language recognition using sub-units. *Journal of Machine Learning Research*, 13:2205–2231, 07 2012.

[14] A. Cornes and J. Napier. Challenges of mental health interpreting when working with deaf patients. *Australasian Psychiatry*, 13(4):403–407, 2005. PMID: 16403140.

- [15] O. Crasborn, R. Bank, I. Zwitterlood, E. van der kooij, A. Meijer, A. Sáfár, and E. Ormel. Annotation conventions for the corpus ngt, version 3, 02 2015.
- [16] O. Crasborn, J. Mesch, D. Waters, A. Nonhebel, E. van der Kooij, B. Woll, and B. Bergman. Sharing sign language data online: Experiences from the echo project. 2007.
- [17] R. Cui, H. Liu, and C. Zhang. Recurrent convolutional neural networks for continuous sign language recognition by staged optimization. *2017 IEEE Conference on Computer Vision and Pattern Recognition (CVPR)*, pages 1610–1618, 2017.
- [18] deepset. German word embeddings. <https://deepset.ai/german-word-embeddings>.
- [19] E. Efthimiou, S.-E. Fotinea, T. Hanke, J. R. W. Glauret, R. Bowden, A. Braffort, C. Collet, P. Maragos, and F. Lefebvre-Albaret. Sign language technologies and resources of the dicta-sign project. 2012.
- [20] J. Forster, O. Koller, C. Oberdörfer, Y. L. Gweth, and H. Ney. Improving continuous sign language recognition: Speech recognition techniques and system design. In *SLPAT*, 2013.
- [21] J. Forster, C. Oberdörfer, O. Koller, and H. Ney. Modality combination techniques for continuous sign language recognition. 06 2013.
- [22] J. Gehring, M. Auli, D. Grangier, D. Yarats, and Y. Dauphin. Convolutional sequence to sequence learning. In *ICML*, 2017.
- [23] J. Huang, W. Zhou, H. Li, and W. Li. Sign language recognition using 3d convolutional neural networks. *2015 IEEE International Conference on Multimedia and Expo (ICME)*, pages 1–6, 2015.
- [24] J. Huang, W. Zhou, Q. Zhang, H. Li, and W. Li. Video-based sign language recognition without temporal segmentation. In *AAAI*, 2018.
- [25] T. Johnston. Corpus linguistics and signed languages: no lemmata, no corpus. In E. O. Crasborn and I. Zwitterlood, editors, *Proceedings of the Sixth International Language Representation and Evaluation Conference*, pages 82–87, 2008.
- [26] T. Johnston. Auslan corpus annotation guidelines. 2013.
- [27] L. Kaiser, A. N. Gomez, and F. Chollet. Depth-wise separable convolutions for neural machine translation. *ArXiv*, abs/1706.03059, 2017.
- [28] N. Kalchbrenner and P. Blunsom. Recurrent continuous translation models. In *EMNLP*, 2013.
- [29] N. Kalchbrenner, L. Espeholt, K. Simonyan, A. van den Oord, A. Graves, and K. Kavukcuoglu. Neural machine translation in linear time. *ArXiv*, abs/1610.10099, 2016.
- [30] D. Kingma and J. Ba. Adam: A method for stochastic optimization. *International Conference on Learning Representations*, 2014.
- [31] G. Klein, Y. Kim, Y. Deng, J. Senellart, and A. M. Rush. OpenNMT: Open-source toolkit for neural machine translation. In *Proc. ACL*, 2017.
- [32] S. Ko, C. Kim, H. Jung, and C. Cho. Neural sign language translation based on human keypoint estimation. *Applied Sciences*, 9:2683, 2019.
- [33] O. Koller, J. Forster, and H. Ney. Continuous sign language recognition: Towards large vocabulary statistical recognition systems handling multiple signers. *Computer Vision and Image Understanding*, 141:108–125, 2015.
- [34] O. Koller, H. Ney, and R. Bowden. Deep hand: How to train a cnn on 1 million hand images when your data is continuous and weakly labelled. In *IEEE Conference on Computer Vision and Pattern Recognition*, pages 3793–3802, Las Vegas, NV, USA, 2016.
- [35] O. Koller, S. Zargaran, and H. Ney. Re-sign: Re-aligned end-to-end sequence modelling with deep recurrent cnn-hmms. *2017 IEEE Conference on Computer Vision and Pattern Recognition (CVPR)*, pages 3416–3424, 2017.
- [36] J. Lapiak. Asl sentence for: It takes 17 muscles to smile and 43 to frown. *HandSpeak*, <http://www.handspeak.com>.
- [37] J. Lichtenauer, E. Hendriks, and M. Reinders. Sign language recognition by combining statistical dtw and independent classification. *IEEE transactions on pattern analysis and machine intelligence*, 30:2040–6, 12 2008.
- [38] C.-Y. Lin. Rouge: A package for automatic evaluation of summaries. page 10, 2004.
- [39] M.-T. Luong, H. Pham, and C. Manning. Effective approaches to attention-based neural machine translation. 08 2015.
- [40] P. Molchanov, X. Yang, S. Gupta, K. Kim, S. Tyree, and J. Kautz. Online detection and classification of dynamic hand gestures with recurrent 3d convolutional neural networks. pages 4207–4215, 06 2016.
- [41] S. Morrissey, H. L. Somers, R. G. Smith, S. I. Gilchrist, and S. Dandapat. Building a sign language corpus for use in machine translation. In *LREC 2010*, 2010.
- [42] K. Nakamura. About american sign language. *Deaf Resource Library*, 1995.
- [43] A. Orbay and L. Akarun. Neural sign language translation by learning tokenization. *ArXiv*, abs/2002.00479, 2020.
- [44] A. Othman and M. Jemni. English-asl gloss parallel corpus 2012: Aslg-pc12. 2012.

- [45] K. Papineni, S. Roukos, T. Ward, and W. J. Zhu. Bleu: a method for automatic evaluation of machine translation. 2002.
- [46] A. Paszke, S. Gross, F. Massa, A. Lerer, J. Bradbury, G. Chanan, T. Killeen, Z. Lin, N. Gimeshein, L. Antiga, A. Desmaison, A. Kopf, E. Yang, Z. DeVito, M. Raison, A. Tejani, S. Chilamkurthy, B. Steiner, L. Fang, J. Bai, and S. Chintala. Pytorch: An imperative style, high-performance deep learning library. In *Advances in Neural Information Processing Systems 32*, pages 8024–8035. Curran Associates, Inc., 2019.
- [47] J. Pennington, R. Socher, and C. D. Manning. Glove: Global vectors for word representation. In *Empirical Methods in Natural Language Processing (EMNLP)*, pages 1532–1543, 2014.
- [48] M. Popel and O. Bojar. Training tips for the transformer model. *The Prague Bulletin of Mathematical Linguistics*, 110, 2018.
- [49] J. L. Pray and I. K. Jordan. The deaf community and culture at a crossroads: Issues and challenges. *Journal of Social Work in Disability & Rehabilitation*, 9(2-3):168–193, 2010. PMID: 20730674.
- [50] O. Press and L. Wolf. Using the output embedding to improve language models. *ArXiv*, abs/1608.05859, 2016.
- [51] Y. Qi, D. Sachan, M. Felix, S. Padmanabhan, and G. Neubig. When and why are pre-trained word embeddings useful for neural machine translation? In *Proceedings of the 2018 Conference of the North American Chapter of the Association for Computational Linguistics: Human Language Technologies, Volume 2 (Short Papers)*, pages 529–535, New Orleans, Louisiana, June 2018. Association for Computational Linguistics.
- [52] Rung-Huei Liang and Ming Ouhyoung. A real-time continuous gesture recognition system for sign language. In *Proceedings Third IEEE International Conference on Automatic Face and Gesture Recognition*, pages 558–567, April 1998.
- [53] A. Schembri and O. Crasborn. *Issues in creating annotation standards for sign language description*, page ADD. 01 2010.
- [54] C. Schmidt, O. Koller, H. Ney, T. Hoyoux, and J. Piater. Using viseme recognition to improve a sign language translation system. 2013.
- [55] M. F. N. S. d. Souza, A. M. B. Araújo, L. F. F. Sandes, D. A. Freitas, W. D. Soares, R. S. d. M. Vianna, and A. A. D. d. Sousa. Main difficulties and obstacles faced by the deaf community in health access: an integrative literature review. *Revista CEFAC*, 19:395 – 405, 2017.
- [56] T. Starner and M. Group. Visual recognition of american sign language using hidden markov models. 05 1995.
- [57] T. Starner, J. Weaver, and A. Pentland. Real-time american sign language recognition using desk and wearable computer based video. *Pattern Analysis and Machine Intelligence, IEEE Transactions on*, 20:1371 – 1375, 01 1999.
- [58] D. Stein, C. Schmidt, and H. Ney. Analysis, preparation, and optimization of statistical sign language machine translation. *Machine Translation*, 26:325–357, 2012.
- [59] W. C. Stokoe. Sign language structure: an outline of the visual communication systems of the american deaf. 1960. *Journal of deaf studies and deaf education*, 10 1:3–37, 2005.
- [60] I. Sutskever, O. Vinyals, and Q. Le. Sequence to sequence learning with neural networks. *Advances in Neural Information Processing Systems*, 4, 09 2014.
- [61] A. Tharwat, T. Gaber, M. Shahin, B. Refaat, and A. E. H. Ali. Sift-based arabic sign language recognition system. In *The 1st Afro-European Conference for Industrial Advancement*, Addis Ababa, Ethiopia, November 17-19, 2014.
- [62] A. Vaswani, N. Shazeer, N. Parmar, J. Uszkoreit, L. Jones, A. N. Gomez, L. Kaiser, and I. Polosukhin. Attention is all you need. In *NIPS*, 2017.
- [63] A. T. Wilson and R. E. Winiarczyk. Mixed methods research strategies with deaf people: Linguistic and cultural challenges addressed. *Journal of Mixed Methods Research*, 8(3):266–277, 2014.
- [64] Q. X. Yang. Chinese sign language recognition based on video sequence appearance modeling. *2010 5th IEEE Conference on Industrial Electronics and Applications*, pages 1537–1542, 2010.
- [65] Z. Yang, Z. Shi, X. Shen, and Y.-W. Tai. SF-Net: Structured Feature Network for Continuous Sign Language Recognition. *arXiv e-prints*, page arXiv:1908.01341, 2019.
- [66] F. Yasir, P. W. C. Prasad, A. Alsadoon, and A. Elchouemi. Sift based approach on bangla sign language recognition. *2015 IEEE 8th International Workshop on Computational Intelligence and Applications (IWCIA)*, pages 35–39, 2015.
- [67] Z. Zafrulla, H. Brashear, T. Starner, H. Hamilton, and P. Presti. American sign language recognition with the kinect. pages 279–286, 11 2011.
- [68] J. Zhang, W. Zhou, and H. Li. A threshold-based hmm-dtw approach for continuous sign language recognition. *ACM International Conference Proceeding Series*, 07 2014.
- [69] H. Zhou, W. Zhou, Y. Zhou, and H. Li. Spatial-Temporal Multi-Cue Network for Continuous Sign Language Recognition. *arXiv e-prints*, page arXiv:2002.03187, 2020.

A Appendices

A.1 Experiments on German G2T learning rate

A learning rate that is too low results in a notably slower convergence, but setting the learning rate too high risks leading the model to diverge. To prevent the model from diverging, we applied gradient clipping with threshold 0, and apply the Noam learning rate schedule where the learning rate increases linearly during the first training steps, or the warmup stage, then decreases it proportionally to the inverse square root of the step number. The number of warmup steps is a parameter that has shown to influence Transformer performance [48] therefore we first run a parameter search over the number of warmup steps.

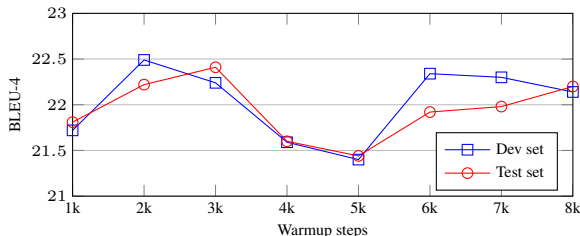


Figure 5: G2T performance on RWTH-PHEONIX-WEATHER 2014T with different warmup steps. Initial learning rate is fixed to 0.2.

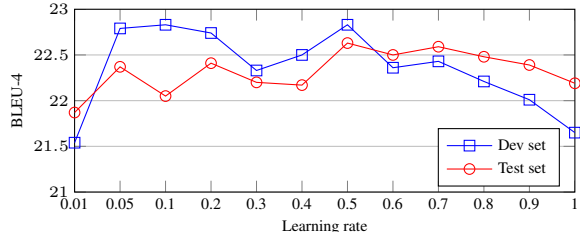


Figure 6: G2T performance on RWTH-PHEONIX-WEATHER 2014T with various initial learning rate.

A.2 Comparison of German G2T and S2G2T outputs

Because quantitative metrics provide only a limited evaluation of translation performance, manual evaluation by viewing the translation outputs directly may give a better assessment of the quality of translations. In Table 11 we share examples of translation on the RWTH-PHEONIX-WEATHER 2014T dataset by the G2T and S2G2T networks accompanied by the respective gloss annotations, ground truth German translation, and English translations for the reader.

The examples show that the translations are of generally good quality, even for those with lower BLEU-4 scores. Most translations may have slight differences in word choice that do not change the overall meaning of the sentence, or present grammatical errors in German. As for the comparison between the G2T and

S2G2T networks, there does not seem to be a clear pattern between cases where S2G2T outperforms G2T and vice versa. The difference between ground truth and predicted glosses are also often within a single gloss. Overall, qualitative results are quite satisfactory for human comprehension and are encouraging for practical applications of sign language translation.

A.3 Qualitative G2T Results on ASLG-PC12

Table 12 provides examples of SLT output on the ASLG-PC12 dataset. Here we can see how ASL glosses include prefixes that are not necessary to encapture the meaning of the phrase, which we have removed during data pre-processing before training. With a BLEU-4 testing score of 82.87, most predictions by our system are very close to the target English phrases and are able to convey the same meaning. We have also selected translation examples with lower BLEU-4 score and we can see that common errors include mistranslation of numbers and proper nouns. These are likely corner cases with infrequent examples during training.

Table 11: Qualitative comparison of G2T and S2G2T on RWTH-PHEONIX-WEATHER 2014T. GT refers to the ground truth German translation.

	Gloss	German	BLEU-4
GT:		und nun die wettervorhersage für morgen samstag den zweiten april . (and now the weather forecast for tomorrow saturday the second of april .)	
G2T:	JETZT WETTER WIE-AUSSEHEN MORGEN SAMSTAG ZWEITE APRIL (NOW WEATHER LIKE-LOOKING TOMORROW SATURDAY SECOND APRIL.)	und nun die wettervorhersage für morgen samstag den zweiten april . (and now the weather forecast for tomorrow saturday the second of april .)	100.00
S2G2T:	JETZT WETTER WIE-AUSSEHEN MORGEN SAMSTAG ZWEITE APRIL (NOW WEATHER LIKE-LOOKING TOMORROW SATURDAY SECOND APRIL.)	und nun die wettervorhersage für morgen samstag den zweiten april . (and now the weather forecast for tomorrow saturday the second of april .)	100.00
GT:		ähnliches wetter auch am donnerstag . (similar weather on thursday .)	
G2T:	GLEICH WETTER AUCH DONNERSTAG (SAME WEATHER ON THURSDAY)	ähnliches wetter auch am donnerstag . (similar weather on thursday .)	100.00
S2G2T:	GLEICH WETTER DONNERSTAG (SAME WEATHER THURSDAY)	ähnliches wetter dann auch am donnerstag . (similar weather then on thursday .)	48.89
GT:		der wind weht meist schwach aus unterschiedlichen richtungen . (the wind usually blows weakly from different directions .)	
G2T:	WIND SCHWACH UNTERSCHIED KOMMEN (WIND WEAK DIFFERENCE COME)	der wind weht meist nur schwach aus unterschiedlichen richtungen . (the wind usually blows only weakly from different directions .)	65.80
S2G2T:	WIND SCHWACH UNTERSCHIED (WIND WEAK DIFFERENCE)	der wind weht schwach aus unterschiedlichen richtungen . (the wind is blowing weakly from different directions .)	61.02
GT:		am montag ist es wechselhaft mal sonne mal wolken vor allem in der osthälfte einige kräftige schauer und gewitter . (on monday it is changeable sometimes sun sometimes clouds especially in the east half some strong showers and thunderstorms .)	
G2T:	MONTAG WECHSELHAFT MAL SONNE WOLKE BESONDERS REGION SCHAUER GEWITTER (MONDAY VARIABLE TIMES SUN CLOUD PARTICULARLY REGION SHOWER THUNDERSTORM)	am montag mal sonne mal wolken vor allem in der osthälfte einzelne schauer und gewitter . (on monday sometimes sun sometimes clouds especially in the east half showers and thunderstorms)	55.59
S2G2T:	MONTAG WECHSELHAFT MEHR SONNE WOLKE BESONDERS REGION SCHAUER GEWITTER (MONDAY VARIABLE MORE SUN CLOUD PARTICULARLY REGION SHOWER THUNDERSTORM)	am montag mal sonne mal wolken vor allem in der nordhälfte schauer und gewitter . (on monday sometimes sun sometimes clouds especially in the north half showers and thunderstorms .)	49.38
GT:		sonnig geht es auch ins wochenende samstag ein herrlicher tag mit temperaturen bis siebzehn grad hier im westen . (the weekend is also sunny and saturday is a wonderful day with temperatures up to seventeen degrees here in the west .)	
G2T:	WOCHENENDE SONNE SAMSTAG SCHOEN TEMPERATUR BIS SIEBZEHN GRAD REGION (WEEKEND SUN SATURDAY NICE TEMPERATURE UNTIL SEVENTEEN DEGREE REGION)	und am wochenende da scheint die sonne bei temperaturen bis siebzehn grad . (and on the weekend the sun shines at temperatures up to seventeen degrees .)	13.49
S2G2T:	WOCHENENDE SONNE SAMSTAG TEMPERATUR BIS SIEBZEHN GRAD REGION (WEEKEND SUN SATURDAY TEMPERATURE UNTIL SEVENTEEN DEGREE REGION)	am wochenende scheint die sonne bei temperaturen bis siebzehn grad . (on the weekend sun shines at temperatures up to seventeen degrees .)	12.55
GT:		es gelten entsprechende warnungen des deutschen wetterdienstes . (appropriate warnings from the german weather service apply .)	
G2T:	IX SCHON WARNUNG DEUTSCH WETTER DIENST STURM KOENNEN (IX ALREADY WARNING GERMAN WEATHER SERVICE STORM CAN)	es bestehen entsprechende unwetterwarnungen des deutschen wetterdienstes . (severe weather warnings from the german weather service exist .)	38.26
S2G2T:	DANN IX SCHON WARNUNG DEUTSCH WETTER STURM KOENNEN (THEN IX ALREADY WARNING GERMAN WEATHER STORM CAN)	es gelten entsprechende warnungen des deutschen wetterdienstes . (appropriate warnings from the german weather service apply .)	100.00
GT:		richtung osten ist es meist sonnig . (it is mostly sunny towards the east .)	
G2T:	OST MEISTENS SONNE (MOST EAST SUN)	im osten bleibt es meist sonnig . (in the east it mostly stays sunny .)	43.47
S2G2T:	OST REGION MEISTENS SONNE (MOST REGION EAST SUN)	im osten ist es meist sonnig . (in the east it is mostly sunny .)	80.91
GT:		am sonntag im norden und an den alpen mal sonne mal wolken und ab und an schauer sonst ist es recht freundlich . (on sunday in the north and in the alps sometimes sun sometimes clouds and occasionally showers otherwise it is quite pleasant .)	
G2T:	SONNTAG NORD ALPEN IX SONNE WOLKE SCHAUER SONST REGION FREUNDLICH (SUNDAY NORTH ALPS IX SUN CLOUD SHOWER OTHERWISE REGION FRIENDLY)	am sonntag im norden und an den alpen mal sonne mal wolken sonst ist es freundlich . (on sunday in the north and in the alps sometimes sun sometimes clouds otherwise it is pleasant .)	56.31
S2G2T:	SONNTAG NORD BERG IX SONNE WOLKE SCHAUER SONST REGION FREUNDLICH (SUNDAY NORTH MOUNTAIN IX SUN CLOUD SHOWER OTHERWISE REGION FRIENDLY)	am sonntag im norden und an den alpen mal sonne mal wolken und einzelne schauer sonst ist es freundlich . (on sunday in the north and in the alps sometimes sun sometimes clouds and a few showers otherwise it is pleasant .)	67.30
GT:		am tag elf grad im vogtland und einundzwanzig grad am oberrhein . (during the day eleven degrees in vogtland and twenty one degrees in upper rhine .)	
G2T:	AM-TAG ELF VOGEL LAND (IN-THE-DAY ELEVEN BIRD LAND)	elf grad am oberrhein . (eleven degrees in upper rhine .)	18.74
S2G2T:	ELF VOGEL ZWANZIG (ELEVEN BIRD TWENTY)	am tag elf grad im vogtland und zwanzig grad im vogtland . (during the day eleven degrees in vogtland and twenty degrees in vogtland .)	54.91
GT:		es kann noch leicht schneien in den nächsten stunden in sachsen oder auch am alpenrand und in bayern . (it can still snow lightly in the next few hours in saxony or on the border of the alps and in bavaria .)	
G2T:	BISSCHEN SCHNEE IN-KOMMEND SACHSEN ODER BERG REGION BAYERN REGION MOEGLICH SCHNEE (BIT SNOW IN-COMING SAXONY OR MOUNTAIN REGION BAVARIA REGION POSSIBLE SNOW)	aber es fällt etwas schnee am alpenrand und in sachsen oder schneeregen . (but there is some snow on the border of the alps and in saxony or sleet .)	18.23
S2G2T:	ABER BISSCHEN SCHNEE SACHSEN ODER BERG BAYERN MOEGLICH SCHNEE (BUT BIT SNOW SAXONY OR MOUNTAIN BAVARIA POSSIBLE SNOW)	aber es wird ein bisschen schneien am alpenrand und in sachsen oder schnee . (but there will be a little snow on the border of the alps and in saxony or snow .)	19.16

Table 12: Examples of ASL translation with varying BLEU-4 scores

		BLEU-4
ASL:	X-I BE DESC-PARTICULARLY DESC-GRATEFUL FOR EUROPEAN PARLIAMENT X-POSS DRIVE ROLE WHERE BALTIC SEA COOPERATION BE CONCERN	
GT:	i am particularly grateful for the european parliament's driving role where the baltic sea cooperation is concerned .	100.00
Pred:	i am particularly grateful for the european parliament's driving role where the baltic sea cooperation is concerned .	
ASL:	DESC-REFORE , DESC-MUCH WORK NEED TO BE DO IN ORDER TO DESC-FURR SIMPLIFY RULE	
GT:	therefore , much work needs to be done in order to further simplify the rules .	100.00
Pred:	therefore , much work needs to be done in order to further simplify the rules .	
ASL:	THIS PRESSURE BE DESC-PARTICULARLY DESC-GREAT ALONG UNION X-POSS DESC-SOURN AND DESC-EASTERN BORDER	
GT:	this pressure is particularly great along the union's southern and eastern borders .	100.00
Pred:	this pressure is particularly great along the union's southern and eastern borders .	
ASL:	MORE WOMAN DIE FROM AGGRESSION DESC-DIRECT AGAINST X-Y THAN DIE FROM CANCER .	
GT:	more women die from the aggression directed against them than die from cancer .	73.15
Pred:	more women die from aggression directed against them than die from cancer .	
ASL:	X-IT FUEL WAR IN CAMBODIUM IN 1990 AND X-IT BE ENEMY DEMOCRACY	
GT:	it fuelled the war in cambodia in the 1990s and it is the enemy of democracy .	25.89
Pred:	it fuel war in the cambodiuim in 1990 and it is an enemy of democracy .	
ASL:	DESC-N CHIEF INVESTIGATOR X-HIMSELF BE TARGET AND HOUSE CARD COLLAPSE .	
GT:	then the chief investigator himself is targeted and the house of cards collapses .	21.29
Pred:	then chief investigator himself is a target and a house card collapse .	
ASL:	U , X-WE TAKE DESC-DUE NOTE X-YOU OBSERVATION . AMENDMENT THANK X-YOU MR	
GT:	otherwise we have to vote on the corresponding part of amendment thank you mrs jiău , we take due note of your observation .	15.93
Pred:	mr president , we took due note of your observation .	