

Verification of Nonblockingness in Bounded Petri Nets: A Novel Semi-Structural Approach

Chao Gu ^{a,c}, Ziyue Ma ^a, Zhiwu Li ^{a,b}, Alessandro Giua ^c

^a*SEME, Xidian University, Xian, China*

^b*ISE, Macau University of Science and Technology, Taipa, Macau*

^c*DIEE, University of Cagliari, Cagliari, Italy*

Abstract

This paper proposes a semi-structural approach to verify the *nonblockingness* of a Petri net. We provide an algorithm to construct a novel structure, called *minimax basis reachability graph* (minimax-BRG): it provides an abstract description of the reachability set of a net while preserving all information needed to test if the net is *blocking*. We prove that a bounded deadlock-free Petri net is *nonblocking* if and only if its minimax-BRG is *unobstructed*, which can be verified by solving a set of *integer linear programming problems* (ILPPs). For Petri nets that are not deadlock-free, one needs to determine the set of deadlock markings. This can be done with an efficient approach based on the computation of *maximal implicit firing sequences* enabled by the markings in the minimax-BRG. The approach we developed does not require exhaustive exploration of the state space and therefore achieves significant practical efficiency, as shown by means of numerical simulations.

Key words: Petri net, basis reachability graph, nonblockingness.

1 Introduction

As discrete event models, Petri nets are commonly used in the framework of *supervisory control theory* (SCT) [3, 21, 22]. From the point of view of computational efficiency, Petri nets have several advantages over simpler models such as automata [6, 19, 20]: since states in Petri nets are not explicitly represented in the model in many cases, and structural analysis and linear algebraic approaches can be used without exhaustively enumerating the state space of a system.

A suite of supervisory control approaches in discrete event systems focuses on an essential property, namely *nonblockingness* [7, 10, 21, 22]. As defined in [21], nonblockingness is a property prescribing that all reachable states should be *co-reachable* to a set of *final states* representing the completions of pre-specified tasks. Consequently, to verify and ensure the nonblockingness of a system is a problem of primary importance in many applications and should be addressed with state-of-the-art techniques.

The verification of nonblockingness in automata can be solved in a relatively straightforward manner. The authors in [16] address several sufficient conditions for nonblockingness verification. However, they are not very suitable for systems that contain complex feedback paths; in [13, 14], a method called *hierarchical interface-based supervisory control*, i.e., to break up a plant into two subsystems and restrict the interaction between them, is developed to verify if a system is nonblocking; based on the *state tree structure*, the work in [17] studies an efficient algorithm for nonblocking supervisory control design in reasonable time and memory cost.

In Petri net models, the works in [6, 7] study the nonblockingness verification and enforcement from the as-

* This work is partially supported by the National Key R&D Program of China under Grant 2018YFB1700104, the National Natural Science Foundation of China under Grants 61873342 and 61472295, the Shaanxi Provincial Natural Science Foundation under Grant No. 2019JQ-022, the Fundamental Research Funds for the Central Universities under Grant JB190407, the Science and Technology Development Fund, MSAR, under Grant No. 0012/2019/A1, and the Fund of China Scholarship Council under Grant No. 201806960056 (*Corresponding author: Zhiwu Li*).

Email addresses: cgu1992@stu.xidian.edu.cn (Chao Gu), maziye@gmail.com (Ziyue Ma), zhwli@xidian.edu.cn (Zhiwu Li), giua@unica.it (Alessandro Giua).

pect of *Petri net languages*. However, these methods rely on the construction and analysis of the *reachability graph*, which is practically inefficient; based on the concept of *theory of regions* [24], a compact maximally permissive controller is investigated in [5] to ensure the nonblockingness of a system. However, it still requires an exhaustive enumeration of the state space; for a class of Petri nets called *G-systems*, the work in [26] reports a deadlock prevention policy that can usually lead to a nonblocking supervisor with high computational efficiency but cannot guarantee maximally permissive behavior.

As is known, the difficulty of enforcing nonblockingness lies in the fact that the optimal nonblocking supervisory control problem is *NP-hard* [11]. Moreover, the problem of efficiently verifying nonblockingness of a Petri net without constructing its reachability graph remains open to date. By this motivation, in this paper, we aim to develop a computationally efficient method for nonblockingness verification in Petri nets.

A state-space abstraction technique in Petri nets, called *basis reachability graph (BRG)* approaches, was recently proposed in [1, 2]. In these approaches, only a subset of the reachable markings, called *basis markings*, are enumerated. This method can be used to solve *marking reachability* [18], *diagnosis* [1, 2] and *opacity* problems [23] efficiently. Thanks to the BRG, the state explosion problem can be mitigated and the related control problems can be solved efficiently. The BRG-based methods are *semi-structural* since only basis markings are explicitly enumerated in the BRG while all other reachable markings are abstracted by linear algebraic equations.

On the other hand, in our previous work [12] we show that the standard BRG-based approach may not be directly used for the nonblockingness verification due to the possible presence of *livelocks* and *deadlocks*. In particular, livelocks describe an undesirable non-dead strongly ergodic behavior such that the system continuously evolves without ever reaching its pre-specified task. Thus, a Petri net is blocking if a livelock that contains no final markings is reachable. However, the set of markings that form a livelock is usually hard to characterize and is not encoded in the classical BRG of the system. In our preliminary work in [12], we proved that for a deadlock-free Petri net, nonblockingness verification can be done by constructing a structure namely the *expanded-BRG* and checking nonblockingness of each node it contains. However, the efficiency of this approach needs to be further improved.

For a system that is not deadlock-free, a dead marking in the state space characterizes a terminal node, from which the system cannot further advance [4, 15]. If there exists a dead marking that is not final (referred to it as a non-final deadlock), the system is verified to be blocking.

Inspired by the classical BRG-based methodology, in this paper, we develop a novel semi-structural approach to verify the nonblockingness of a Petri net. The contribution of this paper consists of three aspects:

- First, we define a new structure called a *minimax basis reachability graph* (minimax-BRG) and introduce a property called *unobstructiveness*. In plain words, a minimax-BRG is *unobstructed* if all nodes it contains are nonblocking. Analogous to BRG, the advantages of this method are that only part of the state space, namely *minimax basis markings*, is constructed and all other markings can be characterized as the integer solutions of a linear constraint set.
- Second, owing to properties of the minimax-BRG, when a plant net is known to be deadlock-free, we propose a sufficient and necessary condition for nonblockingness verification, that is, a deadlock-free Petri net is nonblocking if and only if its minimax-BRG is unobstructed.
- Finally, we provide for acyclic nets a characterization of deadlock. This allows us to address with the same technique we use to compute the minimax-BRG for the problem of deadlock analysis. Specifically, for a system that may contain deadlocks, the set of non-final dead markings can be computed and analyzed based on the markings in the corresponding minimax-BRG. Hence, the nonblockingness verification of nets that are not deadlock-free can be done by first determining the non-final deadlocks followed by checking the unobstructiveness of its minimax-BRG. The approach we developed does not require exhaustive exploration of the state space and therefore achieves significant practical efficiency.

The rest of the paper is organized as follows. Section II recalls some basic concepts and formalisms used in the paper. Section III dissects the nonblockingness verification problem. Section IV develops a novel structure named the minimax-BRG and exposes a sufficient and necessary condition for nonblockingness verification of a deadlock-free system. In Section V, we generalize the above results for the systems that are not deadlock-free. Numerical analyses are given in Section VI. Section VII draws conclusions and discusses future work.

2 Preliminaries

In this section, we recall the main notions related to automata [25], Petri nets [20], and basis markings [1, 2, 18] used in the paper.

2.1 Automata

An automaton is a five-tuple $A = (X, \Sigma, \eta, x_0, X_m)$, where X is a set of *states*, Σ is an alphabet of *events*, $\eta : X \times \Sigma \rightarrow X$ is a *state transition function*, $x_0 \in X$

is an *initial state* and $X_m \subseteq X$ is a set of *final states* (also called *marker states* in [21]). η can be extended to a function $\eta : X \times \Sigma^* \rightarrow X$.

A state $x \in X$ is *reachable* if $x = \eta(x_0, s)$ for some $s \in \Sigma^*$; it is *co-reachable* if there exists $s' \in \Sigma^*$ such that $\eta(x, s') \in X_m$. An automaton is said to be *nonblocking* if any reachable state is co-reachable.

2.2 Petri Nets

A Petri net is a four-tuple $N = (P, T, Pre, Post)$, where P is a set of m *places* (graphically represented by circles) and T is a set of n *transitions* (graphically represented by bars). $Pre : P \times T \rightarrow \mathbb{N}$ and $Post : P \times T \rightarrow \mathbb{N}$ ($\mathbb{N} = \{0, 1, 2, \dots\}$) are the *pre-* and *post- incidence functions* that specify the *arcs* directed from places to transitions, and vice versa in the net, respectively. The *incidence matrix* of N is defined by $C = Post - Pre$. A Petri net is *acyclic* if there are no oriented cycles in its structure.

Given a Petri net $N = (P, T, Pre, Post)$ and a set of transitions $T_x \subseteq T$, the T_x -*induced sub-net* of N is a net resulting by removing all transitions in $T \setminus T_x$ and corresponding arcs from N , denoted as $N_x = (P, T_x, Pre_x, Post_x)$ where $T_x \subseteq T$ and Pre_x ($Post_x$) is the restriction of Pre ($Post$) to P and T_x . The incidence matrix of N_x is denoted by $C_x = Post_x - Pre_x$.

A *marking* M of a Petri net N is a mapping: $P \rightarrow \mathbb{N}$ that assigns to each place of a Petri net a non-negative integer number of *tokens*. The number of tokens in a place p at a marking M is denote by $M(p)$. A Petri net N with an initial marking M_0 is called a *net system*, denoted by $\langle N, M_0 \rangle$.

For a place $p \in P$, the *set of its input transitions* is defined by $\bullet p = \{t \in T \mid Post(p, t) > 0\}$ and the *set of its output transitions* is defined by $p \bullet = \{t \in T \mid Pre(p, t) > 0\}$. The notions for $\bullet t$ and $t \bullet$ are analogously defined.

A transition $t \in T$ is *enabled* at a marking M if $M \geq Pre(\cdot, t)$, denoted by $M[t]$. If t is enabled at M , the *firing* of t yields marking $M' = M + C(\cdot, t)$, which is denoted as $M[t]M'$. A marking M is *dead* if for all $t \in T$, $M \not\geq Pre(\cdot, t)$.

Marking M' is *reachable* from M_1 if there exist a feasible firing sequence of transitions $\sigma = t_1 t_2 \dots t_n$ and markings M_2, \dots, M_n such that $M_1[t_1]M_2[t_2] \dots M_n[t_n]M'$ holds. Given a transition sequence $\sigma \in T^*$, $\varphi : T^* \rightarrow \mathbb{N}^n$ is a function that associates to σ a vector $\mathbf{y} = \varphi(\sigma) \in \mathbb{N}^n$, called the *firing vector* of σ . Let $\varphi^{-1} : \mathbb{N}^n \rightarrow T^*$ be the inverse function of φ , namely for $\mathbf{y} \in \mathbb{N}^n$, $\varphi^{-1}(\mathbf{y}) := \{\sigma \in T^* \mid \varphi(\sigma) = \mathbf{y}\}$.

The set of markings reachable from M_0 is called the *reachability set* of $\langle N, M_0 \rangle$, denoted by $R(N, M_0)$. A net

system $\langle N, M_0 \rangle$ is said to be *bounded* if there exists an integer $k \in \mathbb{N}$ such that for all $M \in R(N, M_0)$ and for all $p \in P$, $M(p) \leq k$ holds.

The following well-known result shows that in acyclic nets, reachability can be characterized (necessary and sufficient condition) in simpler algebraic terms.

Proposition 1 [2, 20] Given a net system $\langle N, M_0 \rangle$ where N is acyclic, $M \in R(N, M_0)$, $M' \in R(N, M_0)$ and a firing vector $\mathbf{y} \in \mathbb{N}^n$, the following holds:

$$M' = M + C \cdot \mathbf{y} \geq \mathbf{0} \Leftrightarrow (\exists \sigma \in \varphi^{-1}(\mathbf{y})) M[\sigma]M'. \quad \blacksquare$$

Let $G = (N, M_0, \mathcal{M}_{\mathcal{F}})$ denote a Petri net system with initial marking M_0 and a set of final markings $\mathcal{M}_{\mathcal{F}}$. $\mathcal{M}_{\mathcal{F}}$ can be either given by explicitly listing all its members, or characterized by a *generalized mutual exclusion constraint* (GMEC) [8]. A GMEC is a pair (\mathbf{w}, k) , where $\mathbf{w} \in \mathbb{N}^m$ and $k \in \mathbb{N}$, that defines a set of markings

$$\mathcal{L}_{(\mathbf{w}, k)} = \{M \in \mathbb{N}^m \mid \mathbf{w}^T \cdot M \leq k\}.$$

Hereinafter, we adopt the GMEC-based representation to characterize $\mathcal{M}_{\mathcal{F}}$ in G , i.e., let $\mathcal{M}_{\mathcal{F}} = \mathcal{L}_{(\mathbf{w}, k)}$.

Definition 1 A marking $M \in R(N, M_0)$ of a Petri net system $G = (N, M_0, \mathcal{M}_{\mathcal{F}})$ is said to be *blocking* if no final marking is reachable from it, i.e., $R(N, M) \cap \mathcal{M}_{\mathcal{F}} = \emptyset$; otherwise M is said to be *nonblocking*. System G is *nonblocking* if no reachable marking is blocking; otherwise G is *blocking*. \blacksquare

2.3 Basis Marking and Basis Reachability Graph (BRG)

Definition 2 Given a Petri net $N = (P, T, Pre, Post)$, transition set T can be partitioned into $T = T_E \cup T_I$, where the disjoint sets T_E and T_I are called the *explicit* transition set and the *implicit* transition set, respectively. A pair $\pi = (T_E, T_I)$ is called a *basis partition* of T if the T_I -induced sub-net of N is acyclic. We denote $|T_E| = n_E$ and $|T_I| = n_I$. Let C_I be the incidence matrix of the T_I -induced sub-net of N . \blacksquare

Note that the notion of BRG [1, 2] is first proposed in the context of events (transitions) classified as being “*observable*” and “*unobservable*”. However, a generalized version of this concept based on “*explicit*” and “*implicit*” transitions is presented in [18].

Definition 3 Given a Petri net $N = (P, T, Pre, Post)$, a basis partition $\pi = (T_E, T_I)$, a marking M , and a transition $t \in T_E$, we define

$$\Sigma(M, t) = \{\sigma \in T_I^* \mid M[\sigma]M', M' \geq Pre(\cdot, t)\}$$

as the set of *explanations* of t at M , and we define

$$Y(M, t) = \{\varphi(\sigma) \in \mathbb{N}^{n_I} \mid \sigma \in \Sigma(M, t)\}$$

as the set of *explanation vectors*; meanwhile we define

$$\Sigma_{\min}(M, t) = \{\sigma \in \Sigma(M, t) \mid \nexists \sigma' \in \Sigma(M, t) : \varphi(\sigma') \preceq \varphi(\sigma)\}$$

as the set of *minimal explanations* of t at M , and we define

$$Y_{\min}(M, t) = \{\varphi(\sigma) \in \mathbb{N}^{n_I} \mid \sigma \in \Sigma_{\min}(M, t)\}$$

as the corresponding set of *minimal explanation vectors*. ■

Definition 4 Given a net system (N, M_0) and a basis partition $\pi = (T_E, T_I)$, its *basis marking set* $\mathcal{M}_{\mathcal{B}}$ is defined as follows:

- $M_0 \in \mathcal{M}_{\mathcal{B}}$;
- If $M \in \mathcal{M}_{\mathcal{B}}$, then for all $t \in T_E$, for all $\mathbf{y} \in Y_{\min}(M, t)$, $M' = M + C_I \cdot \mathbf{y} + C(\cdot, t) \Rightarrow M' \in \mathcal{M}_{\mathcal{B}}$. ■

A marking M in $\mathcal{M}_{\mathcal{B}}$ is called a *basis marking* of (N, M_0) with respect to $\pi = (T_E, T_I)$.

Definition 5 Given a bounded net $N = (P, T, Pre, Post)$ with an initial marking M_0 and a basis partition $\pi = (T_E, T_I)$, its *basis reachability graph* is a non-deterministic finite state automaton \mathcal{B} output by Algorithm 2 in [18]. The BRG \mathcal{B} is a quadruple $(\mathcal{M}_{\mathcal{B}}, Tr, \Delta, M_0)$, where

- the state set $\mathcal{M}_{\mathcal{B}}$ is the set of basis markings;
- the event set Tr is the set of pairs $(t, \mathbf{y}) \in T_E \times \mathbb{N}^{n_I}$;
- the transition relation $\Delta = \{(M_1, (t, \mathbf{y}), M_2) \mid t \in T_E, \mathbf{y} \in Y_{\min}(M_1, t), M_2 = M_1 + C_I \cdot \mathbf{y} + C(\cdot, t)\}$;
- the initial state is the initial marking M_0 . ■

We extend in the usual way the definition of transition relation to consider a sequence of pairs $\sigma \in Tr^*$ and write $(M_1, \sigma, M_2) \in \Delta$ to denote that from M_1 sequence σ yields M_2 .

Definition 6 Given a net $N = (P, T, Pre, Post)$, a basis partition $\pi = (T_E, T_I)$, and a basis marking $M_b \in \mathcal{M}_{\mathcal{B}}$, we define

$$R_I(M_b) = \{M \in \mathbb{N}^m \mid (\exists \sigma \in T_I^*) M_b[\sigma]M\}.$$

as the *implicit reach* of M_b . ■

Since the T_I -induced sub-net is acyclic, by Proposition 1, it holds that:

$$R_I(M_b) = \{M \in \mathbb{N}^m \mid (\mathbf{y}_I \in \mathbb{N}^{n_I}) M = M_b + C_I \cdot \mathbf{y}_I\}.$$

3 BRG and Nonblockingness Verification

The efficient verification of nonblockingness in Petri nets without an exhaustive enumeration of the state space remains an open issue. To attempt to discover a solution to the nonblockingness verification problem by using the BRG-based method, in [12], we first define the set of *i-coreachable markings* and introduce the notion of *unobstructiveness* of a BRG.

Definition 7 Consider a bounded Petri net system $G = (N, M_0, \mathcal{M}_{\mathcal{F}})$ with the set of basis markings $\mathcal{M}_{\mathcal{B}}$. The set of *i-coreachable markings* is defined as $\mathcal{M}_{i_{\text{co}}} = \{M_b \in \mathcal{M}_{\mathcal{B}} \mid R_I(M_b) \cap \mathcal{M}_{\mathcal{F}} \neq \emptyset\}$. ■

Definition 8 Consider a BRG $\mathcal{B} = (\mathcal{M}_{\mathcal{B}}, Tr, \Delta, M_0)$ and a set of i-coreachable markings $\mathcal{M}_{i_{\text{co}}}$. \mathcal{B} is said to be *unobstructed* if for all $M_b \in \mathcal{M}_{\mathcal{B}}$ there exist $M'_b \in \mathcal{M}_{i_{\text{co}}}$ in \mathcal{B} and $\sigma \in Tr^*$ such that $(M_b, \sigma, M'_b) \in \Delta$. Otherwise it is obstructed. ■

Proposition 2 exposes how this property can be verified. Such a property is similar to the nonblockingness of Petri nets. For $\pi = (T_E, T_I)$ with $T_E = T$ and $T_I = \emptyset$, the unobstructiveness of a BRG is equivalent to nonblockingness of the corresponding Petri net, since in this case the BRG and reachability graph are isomorphic.

Proposition 2 Given a Petri net system $(N, M_0, \mathcal{M}_{\mathcal{F}})$, its BRG is unobstructed if and only if all basis markings are nonblocking, i.e., for all $M_b \in \mathcal{M}_{\mathcal{B}}$, $R(N, M_b) \cap \mathcal{M}_{\mathcal{F}} \neq \emptyset$. ■

A sufficient condition is further proved in [12], as shown in Corollary 1, to determine the nonblockingness of a Petri net.

Corollary 1 A Petri net system $G = (N, M_0, \mathcal{M}_{\mathcal{F}})$ is blocking if its BRG \mathcal{B} is obstructed. ■

From another perspective, the BRG \mathcal{B} of G is unobstructed if G is nonblocking. However, the converse is not true, i.e., the fact that a BRG of a net is unobstructed does not necessarily imply that the net is nonblocking. To help clarify it, an example is provided in the following.

Example 1 Consider a Petri net system $(N, M_0, \mathcal{M}_{\mathcal{F}})$ in Fig. 1 with $M_0 = [2 \ 0 \ 1]^T$ and $\mathcal{M}_{\mathcal{F}} = \{M_0\}$. In this net, $Pre(p_2, t_3) = \alpha$ is set to be a parameter ($\alpha \in \mathbb{N}$). Assuming $T_E = \{t_1\}$, the BRG of this net (regardless of the value of α) is also shown in the same figure, where $\mathbf{y} = [1 \ 0]^T$ is the minimal explanation vector of t_1 at basis marking $[0 \ 2 \ 1]^T$. The reachability graphs for $\alpha = 1$ and $\alpha = 2$ are shown in Fig. 2.

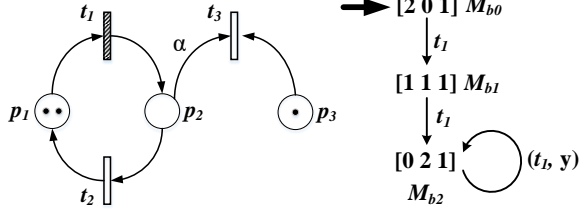


Fig. 1: A parameterized Petri net with $T_E = \{t_1\}$ marked with shadow (left) and BRG \mathcal{B} for all values of parameter α (right).

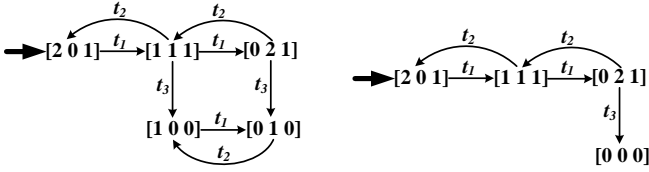


Fig. 2: Reachability graph of the net in Fig. 1 with $\alpha = 1$ (left) and $\alpha = 2$ (right).

Since all three basis markings, i.e., M_{b0} , M_{b1} and M_{b2} are nonblocking in these two cases, according to Proposition 2, the BRG of the net is unobstructed regardless the value of α . G is deadlock-free if $\alpha = 1$ and not deadlock-free if $\alpha = 2$. When $\alpha = 1$ the net is blocking due to the livelock composed by two markings $[1\ 0\ 0]^T$ and $[0\ 1\ 0]^T$. When $\alpha = 2$ the net is also blocking because of the non-final deadlock $[0\ 0\ 0]^T$. ■

Example 1 shows the fact that all basis markings are unobstructed does not imply that all reachable markings are nonblocking, i.e., the unobstructiveness of a BRG does not necessarily imply the nonblockingness of the corresponding Petri net system. Specifically, as we mentioned in Section 1, two types of blocking markings should be particularly treated to conclude nonblockingness correctly:

- dead but non-final;
- livelocks, i.e., ergodic strongly-connected components of non-dead markings.

Notice that the occurrence of such livelock and deadlock problems stems from the abstraction of information inherent in the basis marking approach, and the unobstructiveness of a BRG may not completely characterize the nonblockingness of the Petri net. Therefore, the classical structure of BRGs needs to be revised to encode additional information for checking nonblockingness.

As a countermeasure, preliminary results are presented in [12] to show how it is possible to modify the BRG to detect livelocks. In more detail, a structure named the *expanded BRG* is proposed. It expands the BRG such that all markings in $R(N, M_0)$ reached by firing a

sequence transitions ending with an explicit transition are included. The set of markings in an expanded BRG is denoted as the *expanded basis marking set* $\mathcal{M}_{\mathcal{B}_E} = \{M_0\} \cup \{M | \exists t \in T_E, \exists M' \in R(N, M_0) : M' [t] M\}$.

Although the expanded-BRG-based approach can be used to verify nonblockingness of a deadlock-free net, its efficiency needs to be further improved, since to enumerate all explanations at all basis and extended basis markings is still quite exhaustive. Meanwhile, the deadlock problem is not addressed. In the rest of this paper, an efficient approach based on a more compact structure, namely *minimax-BRG*, is proposed to solve the nonblockingness verification problem.

For better organization, these two potential problems are separately treated in the following sections. In Section 4, we focus on the detection of livelocks that cause blocking, while we assume that the plant net is pre-known to be deadlock-free. The proposed method is then generalized to nets that are not necessarily deadlock-free in Section 5.

4 Verifying Nonblockingness of Deadlock-Free Petri Nets Using Minimax-BRGs

4.1 Maximal Explanations and Minimax Basis Markings

We first define *maximal explanations* and *maximal explanation vectors* as follows.

Definition 9 Given a Petri net $N = (P, T, Pre, Post)$, a basis partition $\pi = (T_E, T_I)$, a marking M , and a transition $t \in T_E$, we define

$$\Sigma_{\max}(M, t) = \{\sigma \in \Sigma(M, t) | \nexists \sigma' \in \Sigma(M, t) : \varphi(\sigma') \succeq \varphi(\sigma)\}$$

as the set of maximal explanations of t at M , and

$$Y_{\max}(M, t) = \{\varphi(\sigma) \in \mathbb{N}^{n_I} | \sigma \in \Sigma_{\max}(M, t)\}$$

as the corresponding set of maximal explanation vectors. ■

From the standpoint of *partial order set* (poset), the set of maximal explanation vectors $Y_{\max}(M, t)$ is the set of maximal elements in the corresponding poset $Y(M, t)$.

Note that, as is the case for the set of minimal explanations $\Sigma_{\min}(M, t)$ [1, 2, 18], $\Sigma_{\max}(M, t)$ may not be a singleton. In fact, there may exist multiple maximal firing sequences $\sigma_I \in T_I^*$ that enable an explicit transition t . However, similar to a result in [9], $|Y_{\max}(M, t)| \leq 1$ holds if the implicit sub-net of the system belongs to the class of *conflict-free Petri nets*.

Definition 10 A Petri net $N = (P, T, Pre, Post)$ is conflict-free if for all $p \in P$, $|p^\bullet| \leq 1$. ■

Theorem 1 Consider a net system $\langle N, M_0 \rangle$ with a basis partition $\pi = (T_E, T_I)$, whose implicit sub-net is conflict-free. For all $M \in R(N, M_0)$ and $t \in T_E$, $|Y_{\max}(M, t)| \leq 1$.

Proof: The thread of this proof simply follows the proof of Theorem 4 in [9], considering $Y_{\min}(M, t)$ as $Y_{\max}(M, t)$ and the implicit sub-net being *backward-conflict-free* (for all $p \in P$, $|\bullet p| \leq 1$) as conflict-free. ■

Algorithm 1 Calculation of $Y_{\max}(M, t)$

Input: A net system $\langle N, M_0 \rangle$, a basis partition $\pi = (T_E, T_I)$, a marking $M \in R(N, M_0)$, and $t \in T_E$

Output: $Y_{\max}(M, t)$

```

1: Let  $\Gamma = \left[ \begin{array}{c|c} C_I^T & I_{n_I \times n_I} \\ \hline A & B \end{array} \right]$  where  $A = (M - Pre(\cdot, t))^T$ 
   and  $B = \mathbf{0}_{n_I}^T$ ;
2: while  $A \not\geq \mathbf{0}$  do
3:   Choose an element  $A(i^*, j^*) < 0$ ;
4:   Let  $\mathcal{I}^+ = \{i | C_I^T(i, j^*) > 0\}$ ;
5:   if  $\mathcal{I}^+ = \emptyset$ , then
6:     delete  $\left[ A(i^*, \cdot) | B(i^*, \cdot) \right]$  from  $\left[ A | B \right]$ , go to
       Step 2;
7:   end if
8:   for all  $i \in \mathcal{I}^+$ , do
9:     add to  $\left[ A | B \right]$  a new row
        $\left[ A(i^*, \cdot) | B(i^*, \cdot) + \Gamma(i, \cdot) \right]$ ;
10:  end for
11:  Delete  $\left[ A(i^*, \cdot) | B(i^*, \cdot) \right]$  from  $\left[ A | B \right]$ ;
12: end while
13: Let  $\alpha = \text{row\_size}(\Gamma)$  and  $\alpha_{\text{old}} = 0$ ;
14: while  $\alpha_{\text{old}} - \alpha \neq 0$  do
15:   Let  $\alpha_{\text{old}} = \alpha$ ;
16:   for  $k = 1 : n_I$ , do
17:     for  $l = (n_I + 1) : \alpha_{\text{old}}$ , do
18:       Let  $R := [\Gamma(l, \cdot) + \Gamma(k, \cdot)]$ ;
19:       for  $i = (n_I + 1) : \alpha_{\text{old}}$ , do
20:         if  $R \neq \Gamma(i, \cdot)$  and  $R \geq \mathbf{0}$ , then
21:           add row  $R$  to  $\left[ A | B \right]$ , derive  $\Gamma_{\text{new}}$ ;
22:         end if
23:       end for
24:     end for
25:   end for
26:   Let  $\alpha = \text{row\_size}(\Gamma_{\text{new}})$  and  $\Gamma = \Gamma_{\text{new}}$ ;
27: end while
28: Let  $Y(M, t)$  be the set of row vectors in the updated
   sub-matrix  $B = \Gamma((n_I + 1) : \alpha, (m + 1) : (n_I + m))$ ;
29: Let  $Y_{\max}(M, t)$  be the set of maximal elements in
    $Y(M, t)$ .

```

Algorithm 1 can be used to compute $Y_{\max}(M, t)$ for a given marking M and an explicit transition t . It consists of two stages, namely lines 1–12 (stage 1) and lines 13–29 (stage 2). Stage 1 follows the procedure of lines 1–12 in Algorithm 1 in [18]. As a *breadth-first-search* technique, this part of the algorithm iteratively enumerates a set of firing vectors $\mathbf{y} \in \mathbb{N}^{n_I}$ such that $\sigma \in \varphi^{-1}(\mathbf{y})$ is an explanation of t , i.e., $M[\sigma]M'[t]$.

However, sub-matrix B may not contain all explanation vectors at the end of stage 1, and hence we cannot obtain $Y_{\max}(M, t)$ by directly collecting all the maximal rows in B . In stage 2, we set α_{old} equals to the row number of Γ and add each of the rows in $\left[C_I^T | I_{n_I \times n_I} \right]$ to each of the rows in $\left[A | B \right]$. If an obtained new row is nonnegative and does not equal to any of the rows in $\left[A | B \right]$, it is then recorded in $\left[A | B \right]$ and Γ will be updated. In fact, a new explanation vector $\mathbf{y}' \in \mathbb{N}^{n_I}$ of t at M can be collected based on R , since there exists a firing sequence $\sigma' \in \varphi^{-1}(\mathbf{y}')$ such that $M[\sigma']M''[t]$.

Stage 2 ends when α equals to α_{old} , meaning that sub-matrix $\left[A | B \right]$ reaches a fixed point. Finally, the set of maximal explanations is obtained by collecting all the maximal rows in sub-matrix B .

Now we define *minimax basis markings* in an iterative way as follows.

Definition 11 Given a net system $\langle N, M_0 \rangle$ with a basis partition $\pi = (T_E, T_I)$, its minimax basis marking set $\mathcal{M}_{\mathcal{B}_M}$ is recursively defined as follows

- (a) $M_0 \in \mathcal{M}_{\mathcal{B}_M}$;
- (b) $M \in \mathcal{M}_{\mathcal{B}_M}$, $t \in T_E$, $\mathbf{y} \in Y_{\min}(M, t) \cup Y_{\max}(M, t)$,
 $M' = M + C_I \cdot \mathbf{y} + C(\cdot, t) \Rightarrow M' \in \mathcal{M}_{\mathcal{B}_M}$.

A marking in $\mathcal{M}_{\mathcal{B}_M}$ is called a *minimax basis marking* of the net system with $\pi = (T_E, T_I)$. ■

In practice, the set of minimax basis markings is a smaller subset of reachable markings that contains the initial marking and is closed by reachability through a sequence that contains an explicit transition and one of its maximal or minimal explanations.

Remark 1 The set of minimax basis marking $\mathcal{M}_{\mathcal{B}_M}$ is a superset of the set of basis markings $\mathcal{M}_{\mathcal{B}}$ defined in Definition 4, i.e., $\mathcal{M}_{\mathcal{B}_M} \supseteq \mathcal{M}_{\mathcal{B}}$. In fact, $\mathcal{M}_{\mathcal{B}}$ can be recursively computed as in Definition 11 but assuming that in condition (b) $\mathbf{y} \in Y_{\min}(M, t)$ holds, i.e., only minimal explanations are considered.

4.2 Minimax Basis Reachability Graph

Definition 12 Given a bounded net system $\langle N, M_0 \rangle$ and a basis partition $\pi = (T_E, T_I)$, its minimax-BRG is a non-deterministic finite state automaton $\mathcal{B}_{\mathcal{M}} = (\mathcal{M}_{\mathcal{B}_{\mathcal{M}}}, \text{Tr}_{\mathcal{M}}, \Delta_{\mathcal{M}}, M_0)$ computed by Algorithm 2, where

- $\mathcal{M}_{\mathcal{B}_{\mathcal{M}}}$ is the set of minimax basis markings;
- $\text{Tr}_{\mathcal{M}}$ is the set of pairs $(t, \mathbf{y}) \in T_E \times \mathbb{N}^{n_I}$;
- $\Delta_{\mathcal{M}}$ is the transition relation $\{(M_1, (t, \mathbf{y}), M_2) \mid t \in T_E; \mathbf{y} \in (Y_{\min}(M_1, t) \cup Y_{\max}(M_1, t)), M_2 = M_1 + C_I \cdot \mathbf{y} + C(\cdot, t)\}$;
- M_0 is the initial marking. ■

We extend the definition of transition relation $\Delta_{\mathcal{M}}$ for sequences of pairs $\sigma^+ = (t_1, \mathbf{y}_1), (t_2, \mathbf{y}_2), \dots, (t_k, \mathbf{y}_k) \in \text{Tr}_{\mathcal{M}}^*$ and write $(M_1, \sigma^+, M_2) \in \Delta_{\mathcal{M}}$ to denote that from M_1 sequence σ^+ yields M_2 in $\mathcal{B}_{\mathcal{M}}$.

Algorithm 2 computes a minimax-BRG. The set $\mathcal{M}_{\mathcal{B}_{\mathcal{M}}}$ is initialized at $\{M_0\}$. At the end of the procedure, it contains the set of minimax basis markings. For all untested markings $M \in \mathcal{M}_{\mathcal{B}_{\mathcal{M}}}$, i.e., those with no tag, and for all explicit transitions $t \in T_E$, we check whether there exist explanation vectors $\mathbf{y} \in Y_{\min}(M, t)$ or $\mathbf{y} \in Y_{\max}(M, t)$. If such explanation vectors exist, we compute all minimax basis markings (i.e., $M' = M + C_I \cdot \mathbf{y} + C(\cdot, t)$) and store them in $\mathcal{M}_{\mathcal{B}_{\mathcal{M}}}$. Moreover, the set of pairs (t, \mathbf{y}) and transition relations between M and M' are stored in $\text{Tr}_{\mathcal{M}}$ and $\Delta_{\mathcal{M}}$, respectively.

Algorithm 2 stops when there is no unchecked marking in $\mathcal{M}_{\mathcal{B}_{\mathcal{M}}}$. Comparing with the construction of the

Algorithm 2 Construction of a minimax-BRG

Input: A net system $\langle N, M_0 \rangle$ with $\pi = (T_E, T_I)$
Output: A minimax-BRG $\mathcal{B}_{\mathcal{M}} = (\mathcal{M}_{\mathcal{B}_{\mathcal{M}}}, \text{Tr}_{\mathcal{M}}, \Delta_{\mathcal{M}}, M_0)$

- 1: $\mathcal{M}_{\mathcal{B}_{\mathcal{M}}} := \{M_0\}$, $\text{Tr}_{\mathcal{M}} := \emptyset$ and $\Delta_{\mathcal{M}} := \emptyset$, assign no tag to M_0 ;
- 2: **while** states with no tag exist, **do**
- 3: select a state $M \in \mathcal{M}_{\mathcal{B}_{\mathcal{M}}}$ with no tag;
- 4: **for all** $t \in T_E$ and $Y(M, t) \neq \emptyset$, **do**
- 5: **for all** $\mathbf{y} \in Y_{\min}(M, t)$, **do**
- 6: **for all** $\mathbf{y} \in Y_{\max}(M, t)$, **do**
- 7: $M' := M + C_I \cdot \mathbf{y} + C(\cdot, t)$;
- 8: **end for**
- 9: **end for**
- 10: **if** $M' \notin \mathcal{M}_{\mathcal{B}_{\mathcal{M}}}$, **then**
- 11: $\mathcal{M}_{\mathcal{B}_{\mathcal{M}}} := \mathcal{M}_{\mathcal{B}_{\mathcal{M}}} \cup \{M'\}$;
- 12: **end if**
- 13: $\text{Tr}_{\mathcal{M}} := \text{Tr}_{\mathcal{M}} \cup \{(t, \mathbf{y})\}$;
- 14: $\Delta_{\mathcal{M}} := \Delta_{\mathcal{M}} \cup \{(M, (t, \mathbf{y}), M')\}$;
- 15: **end for**
- 16: tag node M “old”;
- 17: **end while**
- 18: Remove all tags.

BRG, where one needs to compute the minimal explanation vectors [1, 2], Algorithm 2 requires to compute all markings that are reachable from the initial marking by firing not only all minimal explanation vectors but also all maximal ones. Note that for a bounded net system, $\mathcal{M}_{\mathcal{B}} \subseteq \mathcal{M}_{\mathcal{B}_{\mathcal{M}}} \subseteq \mathcal{M}_{\mathcal{B}_{\mathcal{E}}} \subseteq R(N, M_0)$ holds. As for the complexity of Algorithm 2, we point out that the minimax-BRG of a net system may be isomorphic to its reachability graph in the worst case, e.g., when $T_I = \emptyset$ and $T_E = T$. However, numerical results (e.g., see Section 6) shows that in many practical cases $|\mathcal{M}_{\mathcal{B}_{\mathcal{M}}}| \ll |R(N, M_0)|$ holds and therefore achieves practical efficiency.

Example 2 Consider the Petri net $\langle N, M_0 \rangle$ in Fig. 3 with $M_0 = [3 \ 0 \ 1 \ 1]^T$ and $T_E = \{t_2, t_4\}$. Its minimax-BRG is depicted in Fig. 4. The RG of Petri net is shown in Fig. 5, where all minimax basis markings are marked in solid boxes.

In the minimax-BRG, at M_{b0} , there are two explanation vectors for t_2 : $\mathbf{y}_1 = [1 \ 0]^T$ (minimal) and $\mathbf{y}_2 = [3 \ 1]^T$

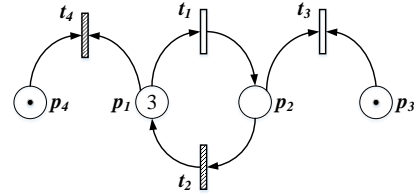


Fig. 3: A net system $\langle N, M_0 \rangle$ with $T_E = \{t_2, t_4\}$ (marked with shadow).

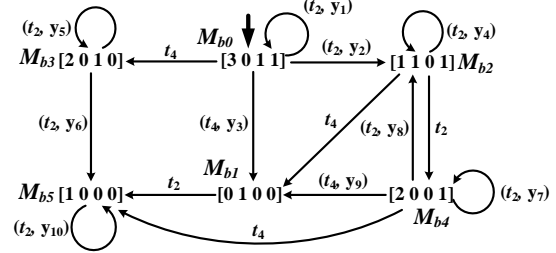


Fig. 4: The minimax-BRG $\mathcal{B}_{\mathcal{M}}$ of $\langle N, M_0 \rangle$ in Fig. 3.

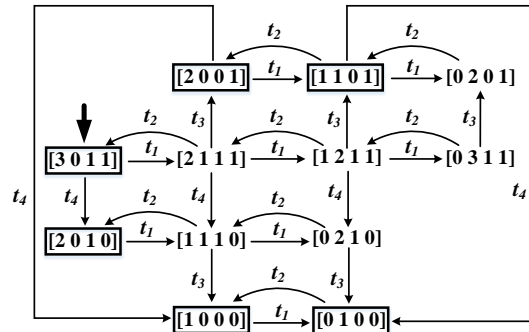


Fig. 5: Reachability graph of $\langle N, M_0 \rangle$ in Fig. 3.

(maximal). There are two explanation vectors for t_4 : $[0\ 0]^T$ (minimal) and $\mathbf{y}_3 = [2\ 1]^T$ (maximal). At M_{b1} , there is only one explanation vector for t_2 : $[0\ 0]^T$. At M_{b2} , there are two explanation vectors for t_2 : $[0\ 0]^T$ (minimal) and $\mathbf{y}_4 = [1\ 0]^T$ (maximal). There is one explanation vector for t_4 : $[0\ 0]^T$. At M_{b3} , there are two explanation vectors for t_2 : $\mathbf{y}_5 = [1\ 0]^T$ (minimal) and $\mathbf{y}_6 = [2\ 1]^T$ (maximal). At M_{b4} , there are two explanation vectors for t_2 : $\mathbf{y}_7 = [1\ 0]^T$ (minimal) and $\mathbf{y}_8 = [2\ 0]^T$ (maximal); there are two explanation vectors for t_4 : $[0\ 0]^T$ (minimal) and $\mathbf{y}_9 = [1\ 0]^T$ (maximal). At M_{b5} , there is only one explanation vector for t_2 : $\mathbf{y}_{10} = [1\ 0]^T$. ■

In the following, we show that the minimax-BRG preserves the reachability information and other non-minimax-basis markings can be algebraically characterized by linear equations. We first recall a property of BRG presented in [2] shown as follows.

Proposition 3 Given a net system $\langle N, M_0 \rangle$ with a basis partition $\pi = (T_E, T_I)$ and a marking $M \in \mathbb{N}^m$, $M \in R(N, M_0)$ if and only if there exists a minimax basis marking $M_b \in \mathcal{M}_{\mathcal{B}_{\mathcal{M}}}$ such that $M \in R_I(M_b)$, where $\mathcal{M}_{\mathcal{B}_{\mathcal{M}}}$ is the set of the minimax basis markings in minimax-BRG of $\langle N, M_0 \rangle$.

Proof: (only if) It is shown in [2] that such a property holds for the set of basis markings $\mathcal{M}_{\mathcal{B}}$. As discussed in Remark 1, the set of minimax basis markings $\mathcal{M}_{\mathcal{B}_{\mathcal{M}}}$ is a superset of $\mathcal{M}_{\mathcal{B}}$, hence the result follows.

(if) Since $M \in R_I(M_b)$, according to Definition 6, there exists a firing sequence $\sigma \in T_I^*$ such that $M_b[\sigma]M$. On the other hand, there exists another firing sequence $\sigma' \in T^*$ such that $M_0[\sigma']M_b$, which implies that $M_0[\sigma'\sigma]M$ and concludes the proof. ■

In summary, a marking M is reachable from M_0 if and only if it belongs to the implicit reach of a minimax basis marking M_b and thus M can be characterized by a linear equation, i.e., $M = M_b + C_I \cdot \mathbf{y}_I$, where $\mathbf{y}_I = \varphi(\sigma_I)$, $\sigma_I \in T_I^*$ and $M_b[\sigma_I]M$.

4.3 Unobstructiveness of Minim�ax-BRGs

This subsection generalizes the notion of unobstructiveness that is given in [12] for a BRG to a minimax-BRG. Such a property is essential to establish our method since it is strongly related to the nonblockingness of a Petri net and can be efficiently determined by solving a set of ILPPs. First, we define the set of *i-coreachable minimax basis markings*, denoted by $\mathcal{M}_{i_{\text{co}}}$, from which at least one of the final markings in $\mathcal{M}_{\mathcal{F}}$ is reachable by firing implicit transitions only.

Definition 13 Consider a bounded Petri net system $G = (N, M_0, \mathcal{M}_{\mathcal{F}})$ with the set of minimax basis markings $\mathcal{M}_{\mathcal{B}_{\mathcal{M}}}$ in its minimax-BRG. The set of *i-coreachable*

minimax basis markings of $\mathcal{M}_{\mathcal{B}_{\mathcal{M}}}$ is defined as $\mathcal{M}_{i_{\text{co}}} = \{M_b \in \mathcal{M}_{\mathcal{B}_{\mathcal{M}}} \mid R_I(M_b) \cap \mathcal{M}_{\mathcal{F}} \neq \emptyset\}$. ■

Proposition 4 Given a set of final markings defined by a single GMEC $\mathcal{L}_{(\mathbf{w}, k)}$ and a minimax basis marking M_b , M_b belongs to $\mathcal{M}_{i_{\text{co}}}$ if and only if the following set of integer constraints is feasible.

$$\begin{cases} M_b + C_I \cdot \mathbf{y}_I = M; \\ \mathbf{w}^T \cdot M \leq k; \\ \mathbf{y}_I \in \mathbb{N}^{n_I}; \\ M \in \mathbb{N}^m. \end{cases} \quad (1)$$

Proof: (only if) Since $M_b \in \mathcal{M}_{i_{\text{co}}}$, according to Definition 13, $R_I(M_b) \cap \mathcal{M}_{\mathcal{F}} \neq \emptyset$. Therefore, ILPP (1) meets feasible solution \mathbf{y}_I .

(if) The state equation $M_b + C_I \cdot \mathbf{y}_I = M$ provides necessary and sufficient conditions for reachability since the implicit subnet is acyclic (see Proposition 1). Moreover, $M \in \mathcal{L}_{(\mathbf{w}, k)}$ is a final marking. Therefore, the statement holds. ■

The notion of unobstructiveness in a minimax-BRG is given in Definition 14. In the following, we show how the unobstructiveness of a minimax-BRG is related to the nonblockingness of the corresponding Petri net.

Definition 14 Given a minimax-BRG $\mathcal{B}_{\mathcal{M}} = (\mathcal{M}_{\mathcal{B}_{\mathcal{M}}}, \text{Tr}_{\mathcal{M}}, \Delta_{\mathcal{M}}, M_0)$ and a set of *i-coreachable* minimax basis markings $\mathcal{M}_{i_{\text{co}}} \subseteq \mathcal{M}_{\mathcal{B}_{\mathcal{M}}}$, $\mathcal{B}_{\mathcal{M}}$ is said to be *unobstructed* if for all $M_b \in \mathcal{M}_{\mathcal{B}_{\mathcal{M}}}$ there exist a marking $M'_b \in \mathcal{M}_{i_{\text{co}}}$ in $\mathcal{B}_{\mathcal{M}}$ and a firing sequence $\sigma^+ \in \text{Tr}_{\mathcal{M}}^*$ such that $(M_b, \sigma^+, M'_b) \in \Delta_{\mathcal{M}}$. Otherwise it is *obstructed*. ■

Proposition 5 Given a Petri net system $(N, M_0, \mathcal{M}_{\mathcal{F}})$, its minimax-BRG is unobstructed if and only if all minimax basis markings are nonblocking.

Proof: (only if) If a minimax-BRG $\mathcal{B}_{\mathcal{M}}$ is unobstructed, then for all $M_b \in \mathcal{M}_{\mathcal{B}_{\mathcal{M}}}$ there exist a marking $M'_b \in \mathcal{M}_{i_{\text{co}}}$ in $\mathcal{B}_{\mathcal{M}}$ and a sequence of pairs $\sigma^+ = (t_1, \mathbf{y}_1), (t_2, \mathbf{y}_2), \dots, (t_k, \mathbf{y}_k)$ ($\sigma^+ \in \text{Tr}_{\mathcal{M}}^*$) such that $(M_b, \sigma^+, M'_b) \in \Delta_{\mathcal{M}}$. By Definition 11, this means that the net admits an evolution: $M_b[\sigma_1 t_1 \sigma_2 t_2 \dots \sigma_k t_k] M'_b$, where $\sigma_i \in \varphi^{-1}(\mathbf{y}_i)$ ($i \in \{1, 2, \dots, k\}$).

Since $M'_b \in \mathcal{M}_{i_{\text{co}}}$, there exists an implicit firing sequence σ_I such that $M'_b[\sigma_I] M_f$, where $M_f \in \mathcal{M}_{\mathcal{F}}$. Thus it holds that $M_b[\sigma_1 t_1 \sigma_2 t_2 \dots \sigma_k t_k] M'_b[\sigma_I] M_f$, implying that M_b is nonblocking.

(if) The sufficient part can be proved by contradiction. Suppose that the minimax-BRG of the net $\mathcal{B}_{\mathcal{M}}$ is not

unobstructed. Let $\mathcal{M}_{i_{\text{co}}}$ be the set of i-coreachable minimax basis markings of $\mathcal{M}_{\mathcal{B}_{\mathcal{M}}}$. Since $\mathcal{B}_{\mathcal{M}}$ is obstructed, according to Definition 14, there exists a minimax basis marking $M'_b \in \mathcal{M}_{\mathcal{B}_{\mathcal{M}}}$, from which there do not exist a marking $M''_b \in \mathcal{M}_{i_{\text{co}}}$ and a sequence of pairs $\sigma^+ \in \text{Tr}^*_{\mathcal{M}}$ such that $(M'_b, \sigma^+, M''_b) \in \Delta_{\mathcal{M}}$. Therefore, there exists an implicit firing sequence $\sigma_I \in T_I^*$ such that $M'_b[\sigma_I]M_f$, where $M_f \in \mathcal{M}_{\mathcal{F}}$. Based on Definition 13, it holds that $M'_b \in \mathcal{M}_{i_{\text{co}}}$. Thus there exists an i-coreachable minimax basis marking M'_b and $\sigma^+ = \varepsilon$ such that $(M'_b, \sigma^+, M''_b) \in \Delta_{\mathcal{M}}$, which is a contradiction. ■

According to Proposition 5, to determine the unobstructiveness of minimax-BRG $\mathcal{B}_{\mathcal{M}}$, we need to check if all minimax basis markings in $\mathcal{M}_{\mathcal{B}_{\mathcal{M}}}$ are nonblocking only, which can be verified by checking if all minimax basis markings are co-reachable to some i-coreachable minimax basis markings by analyzing the minimax BRG. An example is illustrated in the following.

Example 3 Consider again the net system $\langle N, M_0 \rangle$ shown in Fig. 3 and discussed in Example 2 with $M_0 = [3 \ 0 \ 1 \ 1]^T$ and $T_E = \{t_2, t_4\}$. Assuming that the set of final markings is $\mathcal{M}_{\mathcal{F}} = \mathcal{L}_{(\mathbf{w}, k)}$ where $\mathbf{w} = [1 \ 1 \ 0 \ 0]^T$ and $k = 1$, we want to verify the unobstructiveness of its minimax-BRG $\mathcal{B}_{\mathcal{M}}$ shown in Fig. 4.

First we need to determine the set of i-coreachable minimax basis markings of this system by solving ILPP (1): we conclude that $\mathcal{M}_{i_{\text{co}}} = \{[0 \ 1 \ 0 \ 0]^T, [1 \ 0 \ 0 \ 0]^T\}$. Since all minimax basis markings are co-reachable to a marking in $\mathcal{M}_{i_{\text{co}}}$ in $\mathcal{B}_{\mathcal{M}}$, the minimax-BRG is unobstructed. ■

4.4 Minimax-BRG for Verification of Nonblockingness

In this section, we investigate how minimax-BRG can be applied to the nonblockingness verification of the corresponding plant net. An intermediate result is proposed in Proposition 6.

Proposition 6 Given a bounded net system $\langle N, M_0 \rangle$ with basis partition $\pi = (T_E, T_I)$, for all $M \in R(N, M_0)$, for all $t \in T_E$, for all $\sigma \in \Sigma(M, t)$ with $M[\sigma t]M'$, the following implication holds:

$$\begin{aligned} (\forall \sigma' \in \Sigma(M, t)) \varphi(\sigma) - \varphi(\sigma') = \tilde{\mathbf{y}} \geq \mathbf{0} \Rightarrow \\ (\exists \sigma'' \in \varphi^{-1}(\tilde{\mathbf{y}})) M[\sigma' t \sigma''] M' \end{aligned} \quad (2)$$

Proof: Let $M'' \in \mathbb{N}^m$ such that $M[\sigma' t]M''$. Then it holds that:

$$\begin{cases} M' = M + C_I \cdot \varphi(\sigma) + C(\cdot, t) \\ M'' = M + C_I \cdot \varphi(\sigma') + C(\cdot, t) \end{cases} \quad (3)$$

From Equation (3) we conclude that $M' - M'' = C_I(\varphi(\sigma) - \varphi(\sigma'))$, which implies $M' = M'' + C_I \cdot \tilde{\mathbf{y}}$ and

$\tilde{\mathbf{y}} \in \mathbb{N}^n$. This indicates:

$$\exists \sigma'' \in \varphi^{-1}(\tilde{\mathbf{y}}) : M''[\sigma''] M' \quad (4)$$

and thus $M[\sigma' t]M''[\sigma'']M'$ that concludes the proof. ■

Proposition 6 shows the connection between two markings M' and M'' reachable from $M \in R(N, M_0)$, i.e., $M[\sigma t]M'$ and $M[\sigma' t]M''$, where $t \in T_E$, $\sigma \in \Sigma(M, t)$, $\sigma' \in \Sigma(M, t)$, and $\varphi(\sigma) - \varphi(\sigma') = \tilde{\mathbf{y}} \geq \mathbf{0}$. If M' is nonblocking, then M'' is nonblocking as well, since there exists a firing sequence $\sigma'' \in \varphi^{-1}(\tilde{\mathbf{y}})$ such that $M''[\sigma'']M'$. According to this proposition, we next show that the unobstructiveness of the minimax-BRG is a necessary and sufficient condition for nonblockingness of the considered class of nets.

Lemma 1 Consider a bounded deadlock-free net system $\langle N, M_0 \rangle$ with a basis partition $\pi = (T_E, T_I)$. For all markings $M \in R(N, M_0)$, there exists a firing sequence σt , where $\sigma \in T_I^*$ and $t \in T_E$, such that $M[\sigma t]$ holds.

Proof: We prove this statement by contradiction. Assume the system is deadlock-free and there exists a marking M from which all explicit transitions are not enabled. Since the implicit sub-net of the system is bounded and acyclic, the maximal length of sequences enabled at M and composed by only implicit transitions is finite. Hence, from M , after the firing of such maximal sequences of implicit transitions, the net reaches a deadlock, which is a contradiction. ■

The result in Lemma 1 can be applied to both BRG and minimax-BRG. However, it does not imply that the marking reached after the firing of the explicit transition is a basis marking, as we have shown in Example 1. Hence, it does not rule out the presence of livelocks in the BRG.

Lemma 2 Consider a bounded deadlock-free net system $\langle N, M_0 \rangle$ with a basis partition $\pi = (T_E, T_I)$. For all markings $M \in R(N, M_0)$, for all explicit transition $t \in T_E$, the following holds:

$$\sigma \in \Sigma(M, t) \Rightarrow (\exists \sigma' \in \Sigma_{\max}(M, t)) \varphi(\sigma') \geq \varphi(\sigma).$$

Proof: If $\sigma \notin \Sigma_{\max}(M, t)$, according to Definition 9, there exists an explanation $\sigma' \in \Sigma_{\max}(M, t)$ such that $\varphi(\sigma') > \varphi(\sigma)$; otherwise $\varphi(\sigma') = \varphi(\sigma)$, hence the result holds. ■

Lemma 3 Given a bounded deadlock-free net system $\langle N, M_0 \rangle$ with a basis partition $\pi = (T_E, T_I)$, the set of minimax basis markings of the system is $\mathcal{M}_{\mathcal{B}_{\mathcal{M}}}$. For all markings $M \in R(N, M_0)$, there exists $M_b \in \mathcal{M}_{\mathcal{B}_{\mathcal{M}}}$ such that $M_b \in R(N, M)$.

Proof: Due to Lemma 1, there exists a firing sequence σt , where $\sigma \in T_I^*$ and $t \in T_E$, such that $M[\sigma t]$, which

implies that $\sigma \in \Sigma(M, t)$. By Lemma 2, there exists a maximal explanation $\sigma' \in \Sigma_{\max}(M, t)$ such that $\varphi(\sigma') \geq \varphi(\sigma)$. Let $\varphi(\sigma') - \varphi(\sigma) = \mathbf{y}$ and $M[\sigma't]M'$, by Definition 11, $M' \in \mathcal{M}_{\mathcal{B}_{\mathcal{M}}}$. According to Proposition 6, there exists a firing sequence $\sigma'' \in \varphi^{-1}(\mathbf{y})$ such that $M[\sigma t \sigma'']M'$, which implies that $M' \in R(N, M)$. ■

Theorem 2 A bounded deadlock-free Petri net system $G = (N, M_0, \mathcal{M}_{\mathcal{F}})$ is nonblocking if and only if its minimax-BRG $\mathcal{B}_{\mathcal{M}}$ is unobstructed.

Proof: (only if) Since the net is nonblocking, all reachable markings, including all minimax basis markings, are nonblocking. By Proposition 5, its minimax-BRG $\mathcal{B}_{\mathcal{M}}$ is unobstructed.

(if) Consider an arbitrary marking $M \in R(N, M_0)$. By Lemma 3, there exists a minimax basis marking $M_b \in \mathcal{M}_{\mathcal{B}_{\mathcal{M}}}$ such that $M_b \in R(N, M)$, i.e., there exists a firing sequence $\sigma \in T^*$ such that $M[\sigma]M_b$. Since the minimax BRG $\mathcal{B}_{\mathcal{M}}$ is unobstructed, according to Proposition 5, all minimax basis markings including M_b are nonblocking, which implies that marking M is co-reachable to a nonblocking marking. Hence, G is nonblocking. ■

By Theorem 2, for a deadlock-free net, one can use an arbitrary basis partition to construct the minimax-BRG to verify its nonblockingness. Since the existence of a livelock component that contains all blocking markings implies the existence of at least a blocking minimax basis marking M_b in $\mathcal{B}_{\mathcal{M}}$, the potential livelock problem mentioned in Section 3 is avoided.

5 Verifying Nonblockingness of Petri nets with Deadlocks

In this section, we generalize the above results to systems that are not deadlock-free. Notice that a dead marking $M \in R(N, M_0)$ can either be non-final (i.e., $M \notin \mathcal{M}_{\mathcal{F}}$) or final (i.e., $M \in \mathcal{M}_{\mathcal{F}}$). If there do not exist non-final dead markings, the following theorem applies.

Theorem 3 Consider a bounded Petri net system $G = (N, M_0, \mathcal{M}_{\mathcal{F}})$. G is nonblocking if and only if its minimax-BRG $\mathcal{B}_{\mathcal{M}}$ is unobstructed and all its dead markings are final.

Proof: (only if) Since all reachable markings are nonblocking, all dead markings (if any exists) and all minimax basis markings are also nonblocking. Hence, all dead markings are final and by Proposition 5, the minimax-BRG $\mathcal{B}_{\mathcal{M}}$ is unobstructed.

(if) If the minimax-BRG $\mathcal{B}_{\mathcal{M}}$ is unobstructed, all minimax basis markings are nonblocking, by Proposition 5. Consider an arbitrary marking $M \in R(N, M_0)$. By Proposition 3, there exist a minimax basis marking $M_b \in$

$\mathcal{M}_{\mathcal{B}_{\mathcal{M}}}$ in the minimax-BRG of the system and an implicit firing sequence $\sigma_I \in T_I^*$ such that $M_b[\sigma_I]M$.

We prove that marking M is nonblocking by contradiction. In fact, if we assume that M is blocking, since all dead markings are final, M is neither dead nor co-reachable to a deadlock in the system. Suppose that from M no explicit transition can eventually fire, following the argument of the proof of Lemma 1, a dead marking will be reached, leading to a contradiction. Thus, there exist $\sigma'_I \in T_I^*$ and $t \in T_E$ such that $M[\sigma'_I t]$. Further, we derive that $M_b[\sigma_I \sigma'_I t]$. Also, there exists a maximal explanation $\sigma' \in \Sigma_{\max}(M_b, t)$ such that $\varphi(\sigma') \geq \varphi(\sigma_I \sigma'_I)$. According to Proposition 6, it is concluded that M is co-reachable to a minimax basis marking, which implies that M is nonblocking, another contradiction, which concludes the proof. ■

According to Theorem 3, determining the nonblockingness of a plant G can be done by two steps: (1) determine if there exists a reachable non-final dead marking; if not, then (2) determine the unobstructiveness of a minimax-BRG of it.

Since step (2) has already been discussed in the previous section, we only need to study step (1). First, in Section 5.1, we present an elementary characterization of dead markings in acyclic nets. Then we show how to determine the existence of non-final dead markings by using the minimax-BRG in Section 5.2.

5.1 Characterization of Deadlocks in Acyclic Nets

Proposition 7 Consider a net system $\langle N, M_0 \rangle$ where N is acyclic and $M_0[\sigma]M$ where $\sigma \in T^*$. M is dead if and only if the following holds:

$$\nexists \sigma' \in T^* : (M_0[\sigma']) \wedge (\varphi(\sigma') \not\geq \varphi(\sigma)).$$

Proof: (if) We prove this by contradiction. Assume that M is not dead. Hence, there exists a transition $t \in T$ such that $M[t]$. This implies that $M_0[\sigma t]$ with $\varphi(\sigma t) \geq \varphi(\sigma)$, a contradiction. Thus M is dead.

(only if) Suppose that there exists a firing sequence $\sigma' \in L(M_0)$ such that $\varphi(\sigma') \not\geq \varphi(\sigma)$. Therefore, the following equation holds:

$$M_0 + C \cdot \varphi(\sigma) = M_0 + C \cdot \varphi(\sigma) + C \cdot (\varphi(\sigma') - \varphi(\sigma)).$$

Since the net is acyclic, from Proposition 1, it follows that there exists a firing sequence σ'' with $\varphi(\sigma'') = \varphi(\sigma') - \varphi(\sigma) \not\geq \mathbf{0}$ such that $M[\sigma'']$, a contradiction. ■

According to Proposition 7, for acyclic nets, dead markings can be characterized only by incidence matrix analysis. Based on that, in the following we show how to compute the set of non-final dead markings through minimax-BRG.

5.2 Determination of Non-Final Dead Markings

We first define the set of non-final dead markings, *maximal implicit firing sequences* and the corresponding set of vectors as follows.

Definition 15 Given a Petri net system $\langle N, M_0, \mathcal{M}_{\mathcal{F}} \rangle$ with basis partition $\pi = (T_E, T_I)$ and $\mathcal{M}_{\mathcal{F}} = \mathcal{L}_{(\mathbf{w}, k)}$, let $\mathcal{M}_{\mathcal{B}_{\mathcal{M}}}$ be its set of minimax basis markings. The set of non-final dead markings is defined as

$$\mathcal{D}_{\text{nf}} = \{M \in R(N, M_0) \mid (\forall t \in T, M \not\geq \text{Pre}(\cdot, t)) \wedge (M \notin \mathcal{M}_{\mathcal{F}})\}. \quad \blacksquare$$

Definition 16 Given a bounded net system $\langle N, M_0 \rangle$ with basis partition $\pi = (T_E, T_I)$ and a marking $M \in R(N, M_0)$, we define

$$\Sigma_{\text{I,max}}(M) = \{\sigma \in T_I^* \mid (M[\sigma]) \wedge (\nexists \sigma' \in T_I^* : M[\sigma'], \varphi(\sigma') \geq \varphi(\sigma))\}$$

as the set of maximal implicit firing sequences at M , and

$$Y_{\text{I,max}}(M) = \{\varphi(\sigma) \in \mathbb{N}^{n_I} \mid \sigma \in \Sigma_{\text{I,max}}(M)\}$$

as the corresponding set of maximal implicit firing vectors. \blacksquare

Proposition 8 Consider a bounded net system $\langle N, M_0 \rangle$ with basis partition $\pi = (T_E, T_I)$ where N is acyclic. A marking $M \in R(N, M_0)$ is dead if and only if the following holds:

$$\exists \sigma \in \Sigma_{\text{I,max}}(M_0), \forall t \in T_E, \sigma \notin \Sigma_{\text{max}}(M_0, t) : M_0[\sigma]M.$$

Proof: (if) Since $\sigma \in \Sigma_{\text{I,max}}(M_0)$, there does not exist an implicit transition $t_I \in T_I$ such that $M[t_I]$. On the other hand, since for all $t \in T_E, \sigma \notin \Sigma_{\text{max}}(M_0, t)$, there does not exist an explicit transition $t' \in T_E$ such that $M[t']$, which implies that M is dead.

(only if) Since M is dead, then there does not exist $t \in T$ such that $M[t]$. Therefore, $\sigma \in \Sigma_{\text{I,max}}(M_0)$ and for all $t \in T_E, \sigma \notin \Sigma_{\text{max}}(M_0, t)$. \blacksquare

Proposition 8 shows the relation between dead markings and minimax basis markings in a bounded and acyclic system. Next, we generalize this result to a system that may not be acyclic in Corollary 2.

Corollary 2 Given a bounded net system $\langle N, M_0 \rangle$ with basis partition $\pi = (T_E, T_I)$, let $\mathcal{M}_{\mathcal{B}_{\mathcal{M}}}$ be its minimax basis marking set. Marking $M \in R(N, M_0) \setminus \mathcal{M}_{\mathcal{B}_{\mathcal{M}}}$ is dead if and only if the following holds:

$$\exists M_b \in \mathcal{M}_{\mathcal{B}_{\mathcal{M}}}, \exists \sigma \in \Sigma_{\text{I,max}}(M_b), \forall t \in T_E, \sigma \notin \Sigma_{\text{max}}(M_b, t) : M_b[\sigma]M.$$

Proof: This statement follows from Propositions 3 and 8. \blacksquare

By Corollary 2, all reachable dead markings that are non-minimax-basis can be obtained by firing a maximal implicit firing sequence σ from a minimax basis marking M_b where for all $t \in T_E, \sigma$ is not a maximal explanation of t . However, the set of dead markings that are minimax-basis may be omitted: suppose that $M'_b \in \mathcal{M}_{\mathcal{B}_{\mathcal{M}}}$ is dead in a bounded system, then $\Sigma_{\text{I,max}}(M'_b) = \emptyset$ and for all $t \in T_E, \Sigma_{\text{max}}(M'_b, t) = \emptyset$. To expose such a set of dead markings, we introduce Algorithm 3 to compute the set of non-final dead markings \mathcal{D}_{nf} in a Petri net system.

Algorithm 3 Computation of non-final dead markings in a Petri net system

Input: A bounded Petri net system $\langle N, M_0, \mathcal{M}_{\mathcal{F}} \rangle$ with basis partition $\pi = (T_E, T_I)$ and its minimax basis marking set $\mathcal{M}_{\mathcal{B}_{\mathcal{M}}}$

Output: The set of non-final dead markings \mathcal{D}_{nf}

- 1: $\mathcal{D}_{\text{nf}} := \emptyset$;
- 2: Let $T' = T \cup \{t_0\}$ and $T'_E = T_E \cup \{t_0\}$;
- 3: Let $\text{Pre}(\cdot, t_0) = \text{Post}(\cdot, t_0) = \mathbf{0}$, $\text{Pre}' = [\text{Pre}(\cdot, t_0); \text{Pre}]$, and $\text{Post}' = [\text{Post}(\cdot, t_0); \text{Post}]$;
- 4: Let $N' = (N, T', \text{Pre}', \text{Post}')$ and $\pi' = (T'_E, T_I)$;
- 5: Obtain a bounded Petri net system $\langle N', M_0, \mathcal{M}_{\mathcal{F}} \rangle$ with basis partition π' ;
- 6: **for all** $M \in \mathcal{M}_{\mathcal{B}_{\mathcal{M}}}$, **do**
- 7: **for all** $\mathbf{y} \in Y_{\text{max}}(M, t_0)$ and $t \in (T_E \setminus \{t_0\})$, **do**
- 8: **if** $\mathbf{y} \notin Y_{\text{max}}(M, t)$, **then**
- 9: $M' := M + C_I \cdot \mathbf{y}$;
- 10: **if** $(M' \notin \mathcal{M}_{\mathcal{F}}) \wedge (M' \notin \mathcal{D}_{\text{nf}})$, **then**
- 11: $\mathcal{D}_{\text{nf}} := \mathcal{D}_{\text{nf}} \cup \{M'\}$;
- 12: **end if**
- 13: **end if**
- 14: **end for**
- 15: **end for**

In Algorithm 3, first, from lines 2–5, we add an explicit transition t_0 to N with $\text{Pre}(\cdot, t_0) = \text{Post}(\cdot, t_0) = \mathbf{0}$ and derive a new Petri net system $\langle N', M_0, \mathcal{M}_{\mathcal{F}} \rangle$. Obviously, the firing of t_0 will be unconditional and it holds that $R(N, M_0) = R(N', M_0)$. Hence, for all $M_b \in \mathcal{M}_{\mathcal{B}_{\mathcal{M}}}$, we conclude that $Y_{\text{I,max}}(M_b) = Y_{\text{max}}(M_b, t_0)$, i.e., the set of maximal implicit firing vectors at M_b can be determined by computing maximal explanation of t_0 at M_b based on Algorithm 1. Then, we determine if, for all $t \in T_E$, the obtained firing vector $\mathbf{y} \in Y_{\text{I,max}}(M_b)$ is not an explanation of t at M_b . This can be technically transformed by checking if, for all $t \in T_E, t$ is disabled at marking $M' = M_b + C_I \cdot \mathbf{y}$: if so, according to Corollary 2, such a marking M' is dead and non-minimax-basis. If M' is not final, we collect it in \mathcal{D}_{nf} .

Note that the set of dead markings that are minimax-basis can also be computed by Algorithm 3: suppose that a minimax basis marking $M'_b \in \mathcal{M}_{\mathcal{B}_{\mathcal{M}}}$ is dead.

Table 1: Analysis of the RG, expanded BRG from [12] and minimax-BRG for the net in Fig. 6 with $T_E = \{t_3, t_6, t_{11}, t_{13}\}$.

Run	λ	μ	$ R(N, M_0) $	Time (s)	$ \mathcal{M}_{\mathcal{B}_\varepsilon} $	Time (s)	$ \mathcal{M}_{\mathcal{B}_M} $	Time (s)	$ \mathcal{M}_{\mathcal{B}_M} / \mathcal{M}_{\mathcal{B}_\varepsilon} $	$ \mathcal{M}_{\mathcal{B}_M} / R(N, M_0) $
1	5	1	102	< 1	31	0.2	11	0.04	35.5%	10.8%
2	5	2	384	1	191	0.7	37	0.2	19.3%	9.6%
3	5	3	688	2	405	1	68	0.4	16.8%	9.9%
4	6	1	840	4	449	2	81	0.5	18.0%	9.6%
5	6	2	12066	431	9117	302	1171	23	12.8%	9.7%
6	6	3	88681	24354	75378	20944	9985	833	13.2%	11.3%
7	6	4	-	o.t.	-	o.t.	22095	4517	-	-
8	6	5	-	o.t.	-	o.t.	31147	10082	-	-
9	6	6	-	o.t.	-	o.t.	41817	18295	-	-
10	6	7	-	o.t.	-	o.t.	45458	21229	-	-

* The computing time is denoted by *overtime* (o.t.) if the program does not terminate within 28,800 seconds (8 hours).

Since $Y_{\max}(M'_b, t_0) = \{\mathbf{0}\}$ and for all $t \in (T'_E \setminus \{t_0\})$, $Y_{\max}(M'_b, t) = \emptyset$, M'_b will be collected in \mathcal{D}_{nf} if it is not final. After this algorithm terminates, if $\mathcal{D}_{\text{nf}} \neq \emptyset$, we conclude that the Petri net system is blocking; otherwise, the unobstructiveness verification procedure of the minimax-BRG should be further executed.

6 Numerical Analysis

We use a parameterized Petri net system to show the scalability and efficiency of our method in this section. Chosen from [18], a net system is depicted in Fig. 6 as a parameterized net $\langle N, M_0 \rangle$. Let $M_0(p_1) = M_0(p_{10}) = M_0(p_{18}) = \lambda$ and $M_0(p_8) = M_0(p_9) = M_0(p_{17}) =$

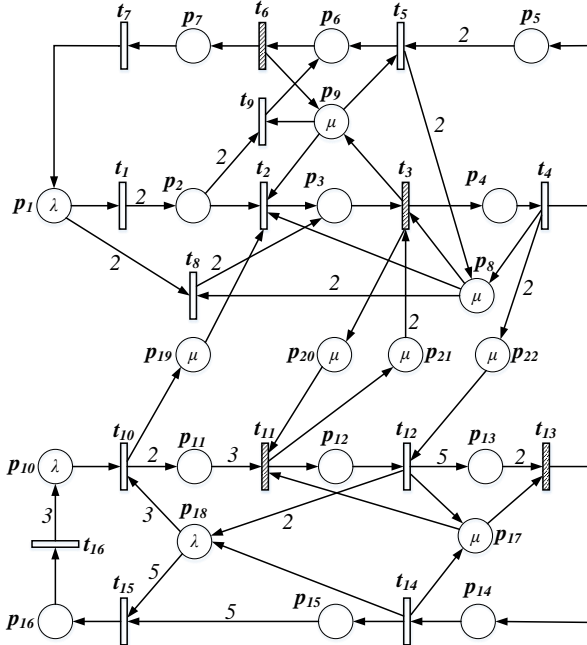


Fig. 6: A parameterized manufacturing example.

$M_0(p_{19}) = M_0(p_{20}) = M_0(p_{21}) = M_0(p_{22}) = \mu$. Consider $T_E = \{t_3, t_6, t_{11}, t_{13}\}$ (marked as shadow bars) and $T_I = \{t_1, t_2, t_4, t_5, t_7, t_8, t_9, t_{10}, t_{12}, t_{14}, t_{15}, t_{16}\}$. Also, we set $\mathcal{M}_{\mathcal{F}} = \mathcal{L}_{(\mathbf{w}, k)} = \{M \in \mathbb{N}^m \mid \mathbf{w}^T \cdot M \leq k\}$, where $\mathbf{w} = [0 \ 1 \ 0 \ 0 \ 0 \ 0 \ 0 \ 0 \ 1 \ 0 \ 0 \ 0 \ 0 \ 1 \ 0 \ 0 \ 0 \ 0 \ 0 \ 0 \ 0]^T$ and $k = \mu$, to test nonblockingness of this Petri net system for all cases.

Based on a laptop with Intel i7-5500U 2.40 GHz processor and 8 GB RAM, as shown in Table 1, for different values of the parameters λ and μ , we report in different columns the sizes of the reachability graph $|R(N, M_0)|$, the expanded BRG $|\mathcal{M}_{\mathcal{B}_\varepsilon}|$ and the minimax-BRG $|\mathcal{M}_{\mathcal{B}_M}|$ as well as the time required to compute them. Meanwhile we also portray the ratios of $|\mathcal{M}_{\mathcal{B}_M}|$ to $|\mathcal{M}_{\mathcal{B}_\varepsilon}|$ and $|\mathcal{M}_{\mathcal{B}_M}|$ to $|R(N, M_0)|$. It can be verified that $|\mathcal{M}_{\mathcal{B}_M}| \ll |\mathcal{M}_{\mathcal{B}_\varepsilon}|$ and $|\mathcal{M}_{\mathcal{B}_M}| \ll |R(N, M_0)|$ in all cases. Note that although the size of minimax-BRG grows more than linearly with the increasing of the system scale, it does still not grow exponentially as the size of the reachability graph and the expanded BRG,

Table 2: Computation of non-final dead markings and total time of nonblockingness determination of the system in Fig. 6.

Run	λ	μ	$ \mathcal{D}_{\text{nf}} $	Time (s)	Total Time (s)	Blocking?
1	5	1	1	0.04	0.08	Yes
2	5	2	1	0.17	0.37	Yes
3	5	3	1	0.37	0.77	Yes
4	6	1	1	0.5	1	Yes
5	6	2	2	16	39	Yes
6	6	3	4	246	1079	Yes
7	6	4	6	1123	5640	Yes
8	6	5	11	2030	12112	Yes
9	6	6	18	3495	21790	Yes
10	6	7	20	3978	25207	Yes

which depends on the net structure, initial resource distribution and choice of basis partition $\pi = (T_E, T_I)$.

In Table 2, we show the performance of computing the set of non-final dead markings \mathcal{D}_{nf} based on Algorithm 3 and the total time required to determine nonblockingness (i.e., the sum of time to compute $\mathcal{M}_{\mathcal{B}\mathcal{M}}$ and time to compute \mathcal{D}_{nf}) in all cases. The cardinality of \mathcal{D}_{nf} and the time required to compute it for all cases are shown in columns 4–5. Since $\mathcal{D}_{\text{nf}} \neq \emptyset$ for all cases, we conclude in column 7 that the system is blocking in all cases.

7 Conclusion and Future Work

In this paper, we study the problem of nonblockingness verification of a Petri net system. A semi-structural method using minimax-BRG is developed, which can be used to determine the nonblockingness of a deadlock-free Petri net by checking its unobstructiveness. This approach is generalized to nets that are not deadlock-free by computing the set of non-final dead markings based on the set of minimax basis markings. Hence, to verify nonblockingness, one can first determine the existence of non-final deadlocks and later check the unobstructiveness of its minimax-BRG. The main advantages of our methods are that they do not require an exhaustive enumeration of the state space and have wide applicability.

As for future work, we will investigate necessary and sufficient conditions for verifying nonblockingness in unbounded nets. Second, if a plant net is blocking, we plan to study the nonblockingness enforcement problem and develop a supervisor to guarantee the closed-loop system to be nonblocking.

References

- [1] M. P. Cabasino, A. Giua, M. Poggi, and C. Seatzu. Discrete event diagnosis using labeled Petri nets. an application to manufacturing systems. *Control Engineering Practice*, 19(9):989–1001, 2011.
- [2] M. P. Cabasino, A. Giua, and C. Seatzu. Fault detection for discrete event systems using Petri nets with unobservable transitions. *Automatica*, 46(9):1531–1539, 2010.
- [3] C. G. Cassandras and S. Lafortune. *Introduction to discrete event systems*. Springer, 2009.
- [4] J. Ezpeleta, J. M. Colom, and J. Martinez. A Petri net based deadlock prevention policy for flexible manufacturing systems. *IEEE Transactions on Robotics and Automation*, 11(2):173–184, 1995.
- [5] A. Ghaffari, N. Rezg, and X. L. Xie. Design of a live and maximally permissive Petri net controller using the theory of regions. *IEEE transactions on robotics and automation*, 19(1):137–141, 2003.
- [6] A. Giua. Supervisory control of Petri nets with language specifications. In *Control of discrete-event systems*, pages 235–255. Springer, 2013.
- [7] A. Giua and F. DiCesare. Blocking and controllability of Petri nets in supervisory control. *IEEE Transactions on Automatic Control*, 39(4):818–823, 1994.
- [8] A. Giua, F. DiCesare, and M. Silva. Generalized mutual exclusion constraints on nets with uncontrollable transitions. In *Proceedings of the IEEE International Conference on Systems, Man, and Cybernetics*, pages 974–979. IEEE, 1992.
- [9] A. Giua, C. Seatzu, and D. Corona. Marking estimation of Petri nets with silent transitions. *IEEE Transactions on Automatic Control*, 52(9):1695–1699, 2007.
- [10] A. Giua and M. Silva. Petri nets and automatic control: A historical perspective. *Annual Reviews in Control*, 45:223–239, 2018.
- [11] P. Gohari and W. M. Wonham. On the complexity of supervisory control design in the rw framework. *IEEE Transactions on Systems, Man, and Cybernetics, Part B: Cybernetics*, 30(5):643–652, 2000.
- [12] C. Gu, Z. Y. Ma, Z. W. Li, and A. Giua. Verification of nonblockingness in bounded Petri nets with a semi-structural approach. In *Proceedings of the 58th IEEE Conference on Decision and Control*, pages 6718–6723. IEEE, 2019.
- [13] R. Leduc, B. Brandin, M. Lawford, and W. M. Wonham. Hierarchical interface-based supervisory control-part i: Serial case. *IEEE Transactions on Automatic Control*, 50(9):1322–1335, 2005.
- [14] R. Leduc, B. Brandin, and W. M. Wonham. Hierarchical interface-based non-blocking verification. In *Canadian Conference on Electrical and Computer Engineering*, volume 1, pages 1–6. IEEE, 2000.
- [15] Z. W. Li, M. C. Zhou, and N. Q. Wu. A survey and comparison of Petri net-based deadlock prevention policies for flexible manufacturing systems. *IEEE Transactions on Systems, Man, and Cybernetics, Part C: Applications and Reviews*, 38(2):173–188, 2008.
- [16] F. Lin and W. M. Wonham. Verification of nonblocking in decentralized supervision. *Control-Theory and Advanced Technology*, 7(1):223–232, 1991.
- [17] C. Ma and W. M. Wonham. Nonblocking supervisory control of state tree structures. *IEEE Transactions on Automatic Control*, 51(5):782–793, 2006.
- [18] Z. Y. Ma, Y. Tong, Z. W. Li, and A. Giua. Basis marking representation of Petri net reachability spaces and its application to the reachability problem. *IEEE Transactions on Automatic Control*, 62(3):1078–1093, 2016.
- [19] J. Moody and P. Antsaklis. *Supervisory control of discrete event systems using Petri nets*, volume 8. Springer, 2012.
- [20] T. Murata. Petri nets: Properties, analysis and applications. *Proceedings of the IEEE*, 77(4):541–580, 1989.
- [21] P. J. Ramadge and W. M. Wonham. Supervisory control of a class of discrete event processes. *SIAM Journal on Control and Optimization*, 25(1):206–230, 1987.
- [22] P. J. Ramadge and W. M. Wonham. The control of discrete event systems. *Proceedings of the IEEE*, 77(1):81–98, 1989.
- [23] Y. Tong, Z. W. Li, C. Seatzu, and A. Giua. Verification of state-based opacity using Petri nets. *IEEE Transactions on Automatic Control*, 62(6):2823–2837, 2016.
- [24] M. Uzam. An optimal deadlock prevention policy for flexible manufacturing systems using Petri net models with resources and the theory of regions. *The International Journal of Advanced Manufacturing Technology*, 19(3):192–208, 2002.
- [25] W. M. Wonham and K. Cai. *Supervisory control of discrete-event systems*. Springer, 2019.

- [26] M. Zhao and Y. F. Hou. An iterative method for synthesizing non-blocking supervisors for a class of generalized Petri nets using mathematical programming. *Discrete Event Dynamic Systems*, 23(1):3–26, 2013.