

Opioids for pain treatment of Cancer: a Knowledge Maturity Mapping

Cesar Aguado¹, J. Arturo Silva-Ordaz² and Victor M. Castaño¹

1.-Universidad Nacional Autónoma de México

Ciudad Universitaria

Cd. de México, 04510 MEXICO

2.- Quantum Works, SC

Querétaro, MEXICO

Abstract

The conceptual structure of opioids, based on the bibliometric analysis of 4,935 articles of the Web of Science using the following indices: Science Citation Index Expanded (SCI-EXPANDED), Social Sciences Citation Index (SSCI), Conference Proceedings Citation Index - Science (CPCI-S), Conference Proceedings Citation Index- Social Science & Humanities (CPCI-SSH), Book Citation Index- Science (BKCI-S), Book Citation Index - Social Sciences & Humanities (BKCI-SSH) y Emerging Sources Citation Index (ESCI), was constructed. We analyzed the available articles with the words "Opioids" and "Cancer". We show the evolution and the state of the art in countries where these treatments are implemented. The results were processed identifying the most cited articles to extract the main connections and frequencies of key words, authors, journals, countries, institutions, and their tendencies and their connection and degree of collaboration. The temporal tendencies, the word cloud, the keyword network, the evolution of words, author's production and the scientific production by country are analyzed in terms of the increasing frequency in which opioids are employed to treat both cancerous and non-cancerous pain.

Keywords: opioids; cancer; pain; bibliometrics.

Introduction

Opioids constitute the most effective treatment against pain caused by cancer, that is why a careful evaluation of pain is needed ¹. Furthermore, opioids find increased use in the treatment of non-cancerous pain ². Table 1 show a classification of cancer pain:

Table 1
Classification of pain

Cancer related	1. Pain related to the illness: bone invasion, soft tissue, muscles, nervous structures, lymphedema, intestinal obstruction, and intracranial pressure increase.
	2. Pain related to the treatment: postsurgery, postchemotherapy, postradiation, and phantom pain.
	3. General weakness and cancer progression: constipation and bed pain.
	4. Other: migraine, back pain, arthritis
Nerve related	1. Nociceptive pain (somatic or visceral pain): bone metastasis, bone fracture due to vertebral compression.
	2. Neuropathic pain: pain induced by chemotherapy, post-herpes neuralgia, and phantom pain.

In recent years, the prevalence of chronic pain has provoked an opioid epidemic with adverse consequences, such as the liberalization of the regulation that deal with the prescription of opioids as treatment of pain not related to cancer, and has led to a dramatic increase in opioid use ³.

The successful treatment of pain with opioids requires an adequate classification of analgesics without excessive adverse side effects. The management of adverse side effects is still a clinical challenge ⁴. Table 2 shows a classification of opioid analgesics.

Table 2
Classification of analgesics

Agonist	Partially agonist	Antagonist
Codeine		
Tramadol		
Hydrocodone	Pentazocine	
Morphine	Nalbuphine	Naloxone
Oxycodone	Buprenorphine	
Hydromorphone	Butorphanol	
Fentanyl		

There is a controversy around the long-term use of opioids in non-cancerous pain patients⁵.

There is also the concern of the problems related with addiction or abuse in patients under opioid therapy.

There is a contrast with the use of opioids in the treatment of acute and chronic pain related to cancer by patients who achieved partial relief of pain in comparison with chronic therapy with opioids for non-cancerous pain, which is still controversial ⁶. The observation is that opioids diminish and improve the conditions for patients with cancer.

When pain is not treated and effectively relieved, there is a harmful effect in every aspect of the quality of life, and it has been shown that a correct analgesic therapy improves the quality of life, relieving the pain of cancer patients ⁷.

Methodology

The methodology used consists on identifying, from a database of 4,935 articles downloaded from the Web of Science via the bibliometric techniques used to relate the scientific work that has had the most impact in the research of opioids and cancer analyzing the intellectual structure in the research fields of the articles ^{8,9,10}.

The bibliometric technique analyses the fields of the research articles including citations, impact indices, most relevant sources, concurrence of words and content by means of quantitative methods to explore the patterns, tendencies, relationships and networks.

We achieved this with the use of bibliometric tools, which also helped us to identify key research themes, and the interrelationship between opioids and cancer. We show a solid conceptual structure in this research field through indicators, graphs and tables.

The terms searched in the bibliometric analysis were “opioids” and “cancer”, to show the intellectual structure through these scientific publications.

The Table 3 summarizes the main results related with the search of the terms “opioids” and “cancer”.

Table 3

Sources for bibliometric analysis

Description	Results
Articles	4,935
Sources (books, journals, etc.)	1,136
Period	1985 - 2020
Average number of citations per article	25.11
Authors per document	3.12
Coauthors per document	4.93
Collaboration index	3.46

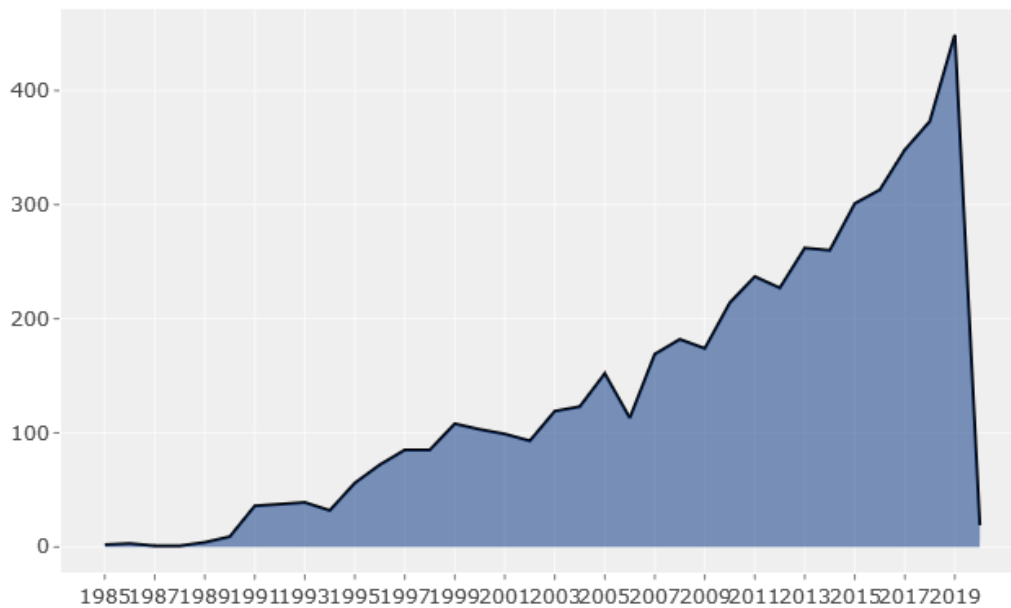
The search began with the keywords “opioids” and “cancer”, and we obtained 4,935 published articles out of 75’184,964 existing articles in Web of Science.

Results and discussion

In Figure 1 we find that the tendency of these two subjects (opioids and cancer) has increased very rapidly between 1985 and 2019. In 1994 we find only 34 articles, 72 articles in 1997 and 108 articles in the year 2000. In 2019 there are 449 articles related to these subjects.

Figure 1

Annual Scientific Production



We found other important information in the most relevant sources, as shown in Table 4.

Table 4

Sources with greatest number of articles

Source	Number of Published Articles
Journal of Pain and Symptom Management	408
Supportive Care in Cancer	167
Pain	130
Pain Medicine	122
Palliative Medicine	103

The Table 5 shows the H, G and M indexes impact indexes of the journals with the greatest number of published articles.

Table 5

Journal impact

Source	H Index	G Index	M Index	Total citations
Journal of Pain and Symptom Management	68	99	2.26	15,637
Supportive Care in Cancer	30	47	1.07	3,194
Pain	55	101	1.71	10,391
Pain Medicine	31	48	1.47	2,900
Palliative Medicine	31	49	1.19	2,996

In Table 6 we can find the frequency of key words related with the search of “Opioids” and “Cancer”.

Table 6

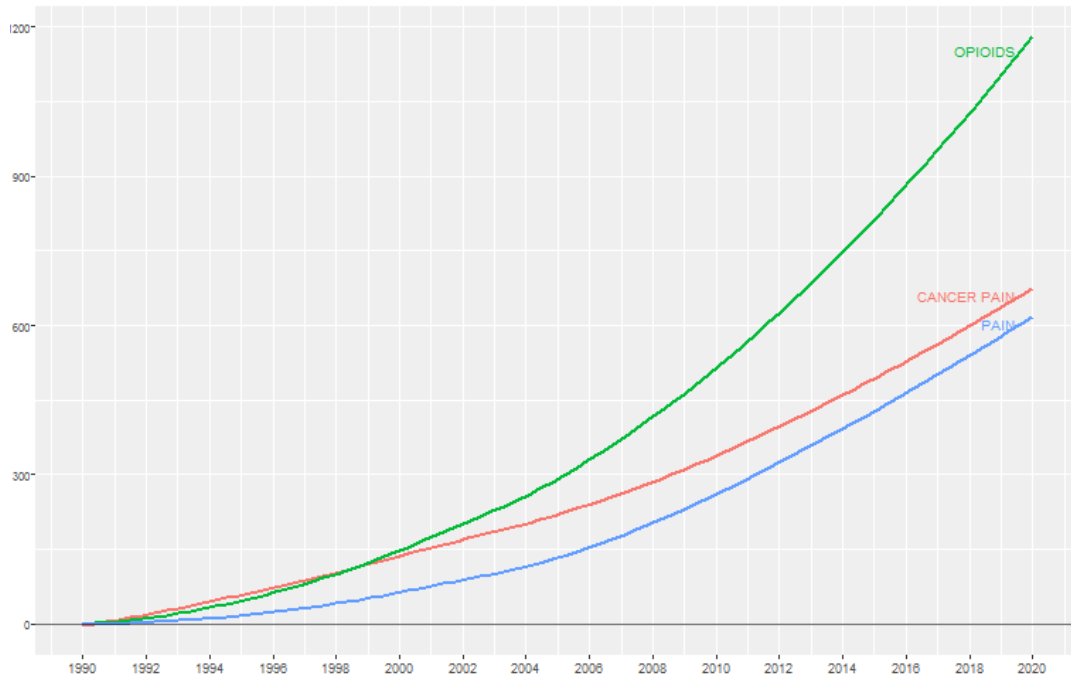
Keyword frequency

Keyword	Frequency
Opioid	1,161
Cancer pain	662
Pain	602
Palliative care	413
Cancer	400
Chronic pain	346
Opioid	334
Morphine	308
Pain management	195
Analgesics	188

Figure 2 shows that, in the 4,935 articles of our study, there is a relationship and a steady growth since 1990 in the articles with the keywords “opioids” with 1149 occurrences, “cancer pain” with 657 occurrences and “pain” with 597 occurrences.

Figure 2

Growth of keywords



The bibliometric analysis shown in Figure 3 shows the relationship between keywords with the most prominent journals. This results in Table 6, that shows the clusters and keywords.

Figure 4 shows the relationship of the variables found in the articles. Two main ones are shown, on one side the connection of "opioids", "chronic pain", "pain management", and on the other, "cancer", "pain", "opioid", "morphine", "palliative care", and "analgesics". We chose these as the main variables among a total of 5,966 variables related to "opioids" and "cancer".

Figure 3

Bibliometric network

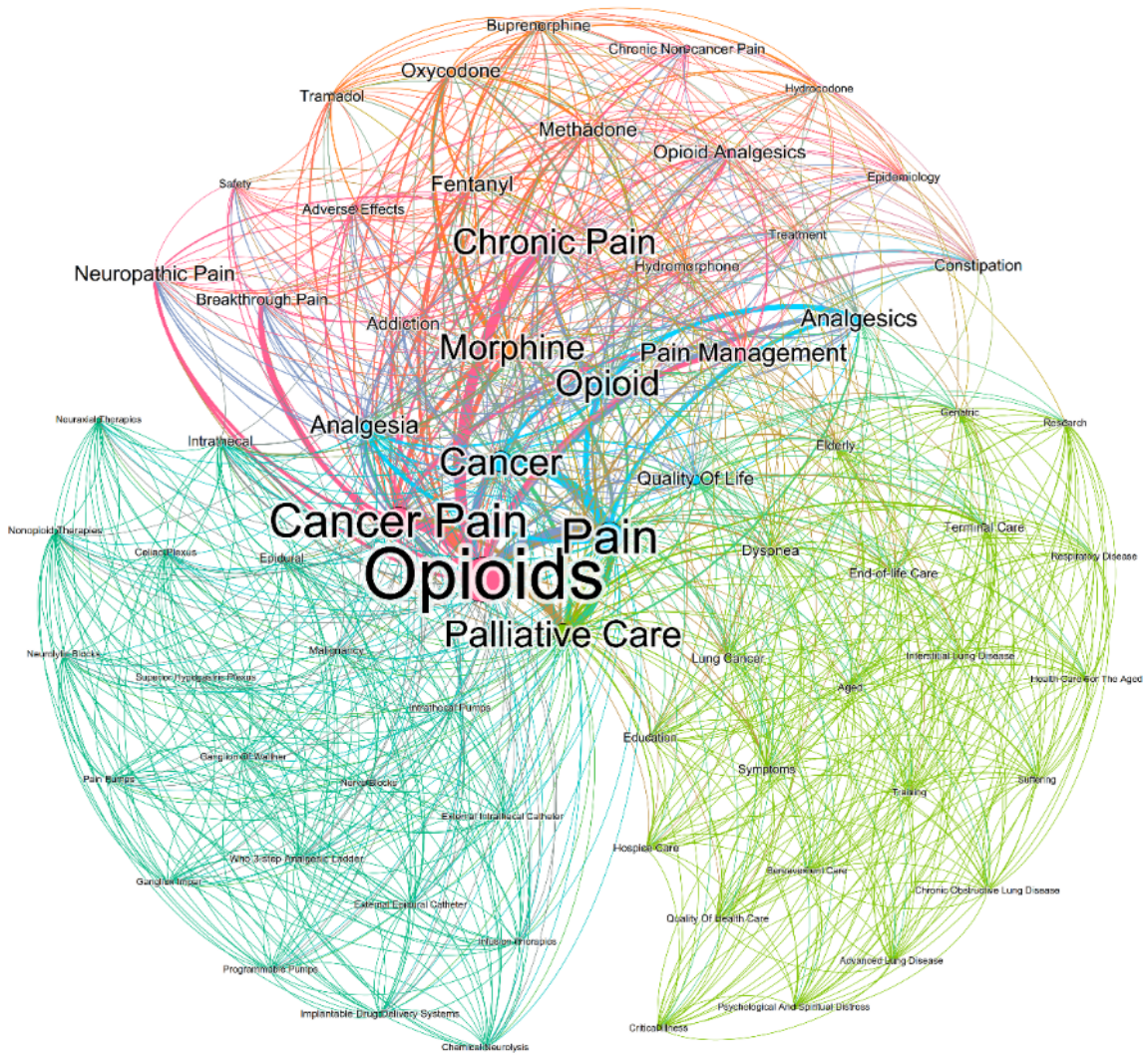


Table 6

Bibliometric network clusters

Cluster	Keyword	Occurrences
1. Opioids	opioids	507
	cancer pain	259
	chronic pain	173
	pain management	125
	neuropathic pain	55
	methadone	47
	addiction	37
	chronic non-cancer pain	26
	naloxone	25
	breakthrough cancer pain	23
	tramadol	18
	ketamine	17
	pharmacokinetics	17
	pharmacogenetics	16
	primary care	16
	opioid use disorder	15
	pain assessment	15
prescription opioids	15	
systematic review	15	
2. Pain	pain	259
	cancer	190
	opioid	175
	analgesics	95
	analgesia	74
	opioid analgesics	49
	neoplasms	39
	postoperative pain	25
	adverse effects	23
	surgery	22
	survival	21
	head and neck cancer	18
	review	17
	pain measurement	16
	mortality	15
inflammation	14	
3. Morphine	morphine	101
	fentanyl	69
	breakthrough pain	54
	oxycodone	53
	breast cancer	32
	treatment	21
	pharmacoepidemiology	21
	buprenorphine	16
	opioid rotation	15
4. Palliative Care	palliative care	211
	quality of life	49
	dyspnea	41
	advanced cancer	23
	oncology	22
	end of life	22
	lung cancer	19
	hospice	18
	end-of-life care	18
	elderly	18
	symptoms	16
	palliative	16
	supportive care	15
breathlessness	14	

In Figure 5 we show the centrality of the University of Washington and its high collaboration.

In Table 7, we show the centrality of the institutions, that shown in Figure 4, is presented as a bibliometric network. We show the collaboration between institutions, with prominent participation of the University of Washington, Maddalena Cancer Center, Johns Hopkins University, MD Anderson Cancer Center of the University of Texas and the University of Wisconsin-Madison. We noticed a strong collaboration between the Maddalena Cancer Center and the University of Palermo.

Table 7

Centrality of institutions

Institution	Centrality
Univ Washington	346.53
La Maddalena Canc Ctr	203.68
Johns Hopkins Univ	195.23
Univ Texas Md Anderson Canc Ctr	159.12
Univ Wisconsin	150.51
Norwegian Univ Sci And Technol	98.80
Stanford Univ	50.34
Harvard Univ	49.57
St Olavs Univ Hosp	47.35
Harvard Med Sch	35.98
Univ Roma La Sapienza	27.94
Univ Melbourne	24.53
Mem Sloan Kettering Canc Ctr	21.25
Univ Queensland	20.47
Temple Univ	17.94
Univ Kentucky	12.58
Univ Palermo	10.67

Table 8

Collaboration and articles per country

Country	Articles	Collaboration
USA	1636	246
Italy	416	58
Germany	344	78
United Kingdom	325	81
Canada	214	46
Australia	206	64
Japan	191	8
China	116	17
France	105	18
Spain	105	15

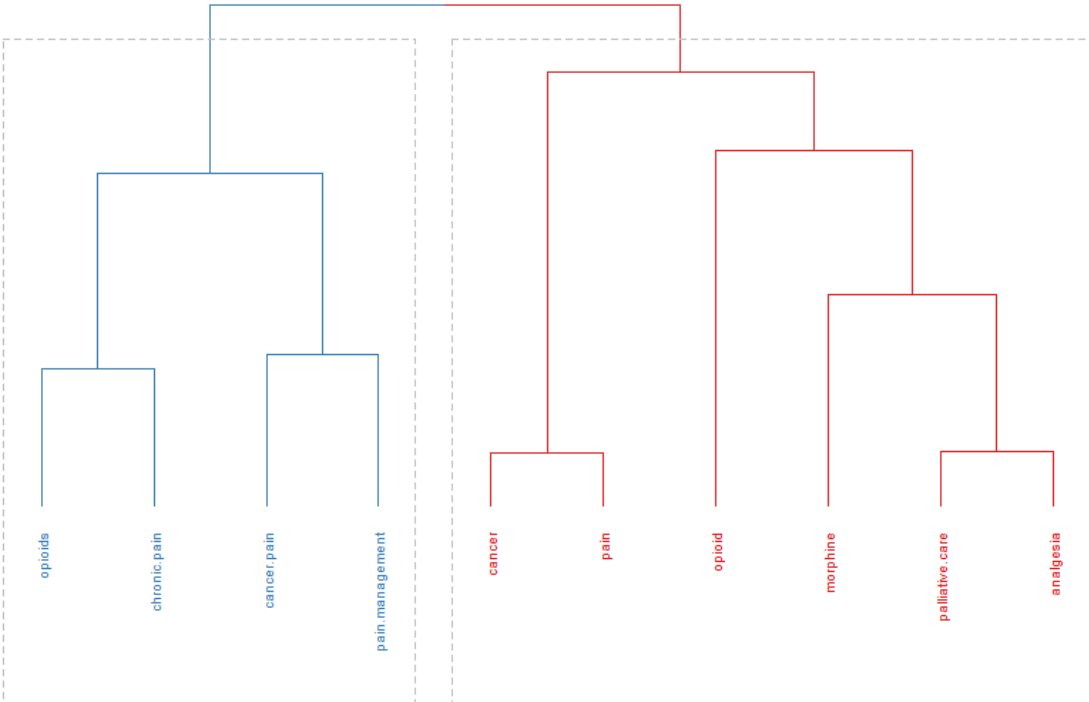
The high scientific production and collaboration of the USA is shown in Table 8, with 1,636 published articles and collaboration with other countries in 246 articles, which is specifically shown in Figure 5 and the University of Washington with 138 articles. The USA is also found with 53,616 citations, followed by Italy with 10,172 citations, and the United Kingdom with 10,098 citations of scientific articles with the keywords “opioid” and “cancer”.

The following authors are the most relevant, as related with the search of “opioid” and “cancer”: Mercadante S. with 193 artículos, Bruera E. with 133 artículos, Radbruch L. with 69 artículos, Kaasa S. with 64 artículos y Casuccio A. with 62 artículos. The article “Use of

opioid analgesics in the treatment of cancer pain: evidence-based recommendations from the EAPC” has 300 citations.

Figure 4

Analysis of variables



Conclusions

We suggest that the maturity of opioids is increasingly associated with the pain provoked by cancer and with the chronic pain associated with non-cancerous illness, as shown by the results of the scientific articles analyzed with the bibliometric method.

The maturity of the use of opioids was measured by the increase of use in the treatment of pain caused by cancer.

This bibliometric method allowed us to construct an intellectual structure of opioids and its relationship with cancer. This way we analyzed the maturity process of the use of opioids, beyond the fact that opioids can be addictive, if we consider indistinct variables to measure the maturity of opioids.

We identified the main variables, as they evolve in time and its dynamism, tendency and growth lead us to conclude that opioid use has reached maturity by the different studies that show that they are used in the treatment of pain caused by cancer and non-cancerous illness.

We showed the main indicators of the collaboration and international participation to show that opioids have a strong link with cancer and pain.

References

1. Park, S. S. (2010). Cancer Pain Management-Opioids. *Journal of the Korean Medical Association*, **53**(3), 250–257. <https://doi.org/10.5124/jkma.2010.53.3.250>
2. Kalso, E., Edwards, J. E., Moore, R. A., & McQuay, H. J. (2004). Opioids in chronic non-cancer pain: systematic review of efficacy and safety. *PAIN*, **112**(3), 372–380. <https://doi.org/10.1016/j.pain.2004.09.019>
3. Manchikanti, L., Helm II, S., Fellows, B., Janata, J. W., Pampati, V., Grider, J. S., & Boswell, M. V. (2012). Opioid Epidemic in the United States. *PAIN PHYSICIAN*, **15**(3, S, SI), ES9–ES38. <https://europepmc.org/article/med/22786464>
4. Cherny, N., Ripamonti, C., Pereira, J., Davis, C., Fallon, M., McQuay, H., Mercadante, S., Pasternak, G., Ventafridda, V., & Net, E. A. P. C. (2001). Strategies to manage the adverse effects of oral morphine: An evidence-based report. *JOURNAL OF CLINICAL ONCOLOGY*, **19**(9), 2542–2554. <https://doi.org/10.1200/JCO.2001.19.9.2542>
5. Portenoy, R. K. (1996). Opioid therapy for chronic nonmalignant pain: A review of the critical issues. *Journal of Pain and Symptom Management*, **11**(4), 203–217. [https://doi.org/10.1016/0885-3924\(95\)00187-5](https://doi.org/10.1016/0885-3924(95)00187-5)
6. Zenz, M., Strumpf, M., & Tryba, M. (1992). Long-Term Oral Opioid Therapy in Patients with Chronic Nonmalignant Pain. *Journal of Pain and Symptom Management*, **7**(2), 69–77. [https://doi.org/10.1016/0885-3924\(92\)90116-Y](https://doi.org/10.1016/0885-3924(92)90116-Y)

7. Katz, N. (2002). The impact of pain management on quality of life. *Journal of Pain and Symptom Management*, **24**(1, S), S38–S47. [https://doi.org/10.1016/S0885-3924\(02\)00411-6](https://doi.org/10.1016/S0885-3924(02)00411-6)
8. Fajardo D., Durán L., Moreno L., Ochoa H. & Castaño V.M. (2014) Liposomes vs. metallic nanostructures: differences in the process of knowledge translation in cancer, *Int. J. Nanomed.* **9**, 2627. <https://doi.org/10.2147/IJN.S62315>
9. Fajardo D., Ortega J. & Castaño V.M. (2015) Hegemonic structure of basic, clinical and patented knowledge on Ebola research: A US Army reductionist initiative, *J. Transl. Med.* **13**, 124. <https://doi.org/10.1186/s12967-015-0496-y>
10. Aguado C. & Castaño V.M. (2020) Translational Knowledge Map of COVID-19. Cornell University. arXiv:2003.10434 [cs.DL]. <https://arxiv.org/abs/2003.10434>