

A Security and Performance Driven Architecture for Cloud Data Centers

Muhamad Felemban, Anas Daghistani, Yahya Javed, Jason Kobes, and Arif Ghafoor

ABSTRACT

With the growing cyber-security threats, ensuring the security of data in Cloud data centers is a challenging task. A prominent type of attack on Cloud data centers is data tampering attack that can jeopardize the confidentiality and the integrity of data. In this article, we present a security and performance driven architecture for these centers that incorporates an intrusion management system for multi-tenant distributed transactional databases. The proposed architecture uses a novel data partitioning and placement scheme based on damage containment and communication cost of distributed transactions. In addition, we present a benchmarking framework for evaluating the performance of the proposed architecture. The results illustrate a trade-off between security and performance goals for Cloud data centers.

I. INTRODUCTION

The rapid growth of data volume driven by IoT, social networks, and other data-intensive applications poses numerous performance and security challenges in terms of real-time data stores and processing [1]. Cloud computing has emerged as a leading infrastructure that provides a pay-per-use access to a shared pool of resources. Numerous research efforts have aimed at designing scalable Cloud Data Centers (CDCs) for hosting multi-tenant applications [2]. Figure 1(a) depicts the conventional three layered architecture of a CDC. These layers include: Application, Platform, and Infrastructure layer. The application layer provides access to various services to the end-user. The platform layer consists of operating systems and software frameworks including database systems for supporting Cloud applications. The infrastructure layer consists of shared physical resources, e.g., CPUs, memory, and data storage.

One of the main challenges in designing transactional databases for CDCs is the partitioning and placement of tenants data across a cluster of data stores. Efficient solution to this problem can result in an increase in the availability and reliability of the CDC [3], [2]. This is especially true for multi-tenant applications that may serve large volume of transactions. An example of a transactional database designed for Cloud environments is *ElasTras* [4]. Figure 1(b) depicts the architecture of a typical distributed transactional database, which consists of three components: a distributed transactions manger (DTM), a transactions router, and a data partition manger. The DTM is responsible for managing the commit protocol of the distributed sub-transactions. The transaction router maps each sub-transaction to an appropriate database

that contains the required data. The partition manger is responsible of managing the distributed storage solutions, e.g., Hadoop Distributed File System (HDFS), by creating and placing the partitions across the distributed data store. Several solutions have been proposed to address the problem of data partitioning and placement for distributed Cloud data stores. These solutions are primarily focused on achieving various performance criteria such as latency and transaction throughput. [3], [5].

On the other hand, the multi-tenancy feature provided by a Cloud infrastructure poses unique security risks due to data leakage, virtual machine escape, and side channel attacks. Such risks arise from sharing of physical resources among tenants. Another prominent intrusion attack in transactional databases is the *data tampering attack* that aims at modifying confidential data with incorrect values [6]. Due to multi-tenancy feature of CDCs, a data tampering attack can cause catastrophic cascading failures and performance degradation as a result of application interoperability, data dependency, and data sharing among tenants. Such attacks can be manifested by exploiting vulnerabilities in the application, e.g., SQL injection, privilege escalation, and virtual machine escape. Table I lists some known Cloud vulnerabilities along with their scores as stipulated by the Common Vulnerability Scoring System (CVSS)¹. Exploitation of these vulnerabilities constitutes data tampering attacks in CDCs. Several solutions have been proposed to address the risk of data leakage including data isolation and enforcement of some access control mechanisms [7]. However, no solution has been proposed to mitigate the risk of intrusion attacks on transactional databases for CDC.

In this article, we propose a security-driven architecture for transactional database for CDCs. Development of this architecture entails reengineering the CDC architecture by including a real-time Adaptive Intrusion Management System (AIMS) that provides intrusion detection, response and recovery mechanisms for the database. AIMS uses an adaptive access and admission control mechanism that responds to intrusion attacks by selectively blocking segments of data that are affected by these attacks. Intrusion attacks are manifested in the form of malicious transactions. The proposed architecture uses a security-driven and performance-oriented data partitioning and placement strategy across Cloud data stores. We model the data partitioning and placement requirement as an optimization problem with combined performance and security objectives. In addition, we present a novel malicious transaction benchmark for AIMS to illustrate its resiliency

¹<https://www.first.org/cvss/>

TABLE I: Example of vulnerabilities in CDCs.

Vulnerability	CVSS Score	Description
CVE-2017-7546	9.8	PostgreSQL vulnerability that allows adversary to gain access to database with empty password
CVE-2018-1058	8.8	PostgreSQL vulnerability that allows adversary to execute codes in with the permissions of superuser
CVE-2015-7502	5.1	Operating systems vulnerability that allows adversary to obtain sensitive data and gain privilege
CVE-2018-5985	9.8	SQL injection vulnerability in LiveCRM SaaS cloud component
CVE-2016-9994	7.1	SQL injection vulnerability in IBM Cloud

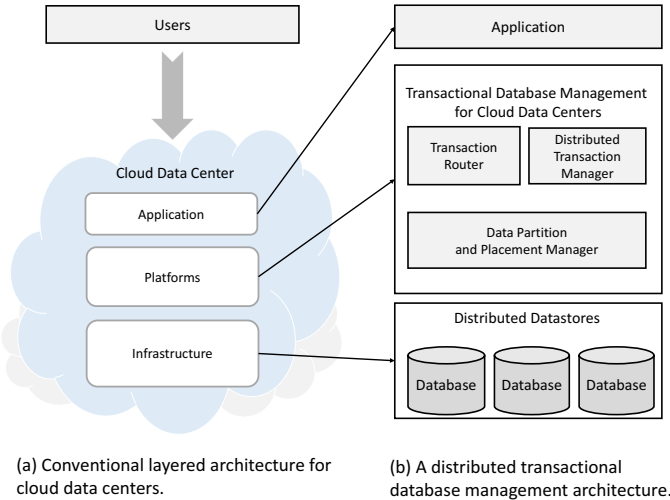


Fig. 1: CDC and distributed transactional database architectures.

against various attack scenarios. We present the evaluation results to highlight the viability of the proposed architecture and illustrate a trade-off between security and performance in the context of reengineering CDCs.

II. RELATED WORK

Several solutions have been proposed to prevent and mitigate the effect of intrusion attacks on transactional databases. One solution is to employ an Intrusion Detection System (IDS) with the objective of an IDS is to monitor and detect illegal accesses and malicious actions in transactional databases [8], [9]. However, an IDS can miss the detection of an attacks and is not designed to repair the damage caused by late detection of attacks. Therefore, an IDS is often integrated with response and recovery mechanisms to alleviate the damage [10]. In [11], a mechanism to recover from intrusion attacks for web-applications by rolling back the database and replaying subsequent legitimate actions to correct the state of the database is proposed. In [12], the authors propose an intrusion recovery tool for database-driven applications running on Platform-as-a-Service Clouds. AIMS can be used as a middle-layer between the transactional database and the application to perform automatic intrusion response and recovery independently from the running applications. The most relevant work

close to AIMS is given in [13], [10] that proposes an online damage tracking and quarantine mechanism to increase the survivability of single-tenant databases. The authors propose a multi-pass recovery procedure to ensure that all the corrupted data objects are recovered. However, in scenarios with high dependency among transactions in a workload, the recovery procedure can take a long time and hence can degrade the overall performance. AIMS employs an admission control mechanism that momentarily suspends running transactions and performs the recovery procedure in a single-pass.

Previous work on data partitioning and placement has been focused on improving the availability, reliability, and scalability, but not on the security aspect of shared-nothing distributed transactional databases. For example, in [14] authors study the problem of data placement strategies that minimize the data communication cost incurred by distributing data across clusters of servers. In [5], authors propose an automatic data partitioning methodology for distributed transactional memory systems. In [3], authors propose a partitioning and placement technique across large number of machines in order to minimize the number of distributed transactions. However, in this article the proposed architecture of CDC addresses the challenge of data partitioning and placement with respect to both performance and security considerations.

III. SECURITY-DRIVEN REENGINEERING DESIGN OF CLOUD DATA CENTER

Figure 2(a) depicts a generic architecture of AIMS, which provides intrusion detection, response and recovery mechanisms for the database. In the following we briefly elaborate these mechanisms. Subsequently, in order to reengineer the design of the CDC architecture in Figure 1(b), we integrate AIMS functionalities in this architecture. The integration entails the identification of new components and possible re-designing some of the existing components of Figure 1(b). In Figure 2(b) the integrated architecture of CDC is depicted. This architecture provides a security-driven and performance-oriented data partitioning and placement, and distributed intrusion management across cluster of servers for CDC. Discussion on AIMS and each component of the new architecture is given in the following sections.

A. Adaptive Intrusion Management System

The objective of AIMS is to mitigate the damage caused by intrusion attacks on transactional databases. We consider

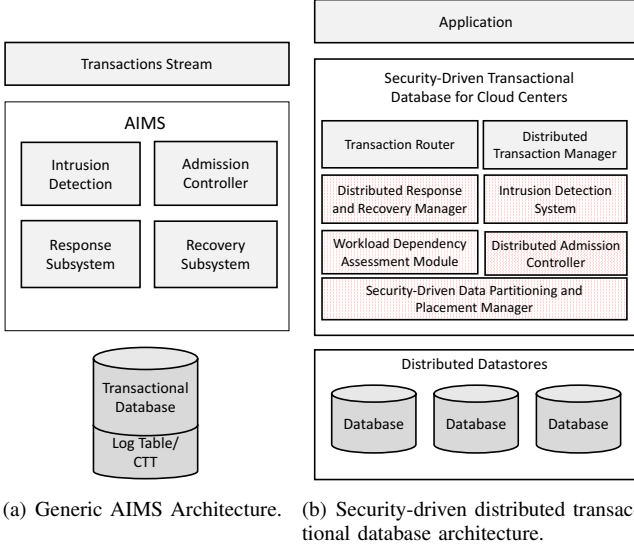


Fig. 2: Reengineering CDC by integrating AIMS with the distributed transactional database architecture.

transaction-level intrusion attacks on the database. A transaction, t_m , is malicious if it tampers the database by updating data objects with incorrect values. In this context, a malicious transaction corrupts the data by launching an attack. A transaction, t_a , is affected if it directly (or indirectly) depends on a malicious or another affected transaction. Two transactions, t_i and t_j , are dependent if t_j reads an object that has been updated by t_i . Malicious and affected transactions are invalid transactions, which, if executed, take the database into an invalid state. Consequently, the integrity and availability of the CDCs can be affected.

A generic architecture of AIMS, as depicted in Figure 2(a), contains four components: the IDS, the Admission Controller, the Response Subsystem, and the Recovery Subsystem. We assume that existing IDSs can be integrated with AIMS. Further discussion about IDS is not provided in this article; we refer interested readers to [8], [9]. In the following subsections, we discuss each component in detail. The pseudocode of the procedures performed by each component is listed in Algorithm 1.

1) *Admission Controller*: The main functionality of the admission controller is to regulate the execution of the transactions. For this purpose, the admission controller checks if the transaction is requesting to access corrupted objects, which are stored in the Corrupted Objects Table (COT). In particular, the admission controller extracts the read/write set, RW , of the transaction. If $RW \cap COT$ is not empty, then the transaction is blocked until the requested objects are recovered and released from COT by the recovery subsystem as discussed below.

2) *Response Subsystem*: The objective of the response subsystem is to provide an initial evaluation of the damage caused by a malicious transaction t_m in order to prevent incoming transactions from further spreading the damage. In particular, IDS alerts the response subsystem when t_m is detected as malicious. Subsequently, the response subsystem collects the

time information about t_m , i.e., its commit timestamp t_m^c and its detection timestamp t_m^d . The response subsystem marks all the objects that have been updated during the period t_m^c and t_m^d by adding them to COT.

3) *Recovery Subsystem*: The objectives of recovery subsystem are: 1) to identify the *correct* and *complete* set of affected transactions, and 2) to execute the compensating transactions accordingly. The set of affected transactions is correct and complete if and only if the set contains no transactions that are falsely identified as affected and contains every affected transactions caused by the attack. In order to identify this set, the recovery subsystem temporarily blocks new transactions to prevent them from reading any undiscovered corrupted objects. This subsystem performs blocking operations based on a locking algorithm. When the lock is acquired by the recovery subsystem, the admission controller blocks all the incoming transactions until the recovery subsystem releases the lock. During the time in which the lock is acquired by the recovery subsystem, the correct and complete set of affected transactions is identified. Subsequently, uncorrupted objects are released from COT.

The recovery procedure is performed in two phases. First, the recovery subsystem executes compensating transactions to undo the effect of the malicious and affected transactions. The recovery subsystem uses the transactions log table to find the correct version of the corrupted objects. In particular, the corrupted objects are updated with the values of the most recent versions before the execution of the malicious transaction. Second, the recovery subsystem executes compensating transactions to re-execute each transaction in the set of affected transactions. The information required to re-execute the transactions is maintained in the transactions log. At the end of the recovery procedure, the recovered data objects are removed from COT. Also, the admission controller is signaled to resume the admission of the blocked transactions.

B. Security-Driven Transactional Database for Cloud Data Centers

Figure 2(b) shows the modified security-driven architecture of transactional database for CDCs. The key modification of the proposed architecture is the redesigning of the Data Partitioning and Placement Manager (DPPM) in Figure 1(b) to provide damage containment in the presence of an attack. The new security-driven DPPM uses information about inter-transaction dependency to generate an optimal data partitioning and placement plan that minimizes the communication cost and curtails the propagation of damage among tenants. This information is provided by the Workload Dependency Assessment (WDA). The objective of WDA is to analyze and capture the inter-transaction dependencies in the workload. Note, we only consider data partitioning and placement plans with no data replication. As a result, a distributed transaction is divided into sub-transactions, where each sub-transaction is executed in different data stores. In addition, four new components are added to the architecture in Figure 1(b) to perform the functionalities of AIMS, namely, the Distributed Response and Recovery Manager (DRRM), the Distributed

ALGORITHM 1: AIMS procedures

1. **Function Admission Controller (t_i)**
 2. /* Invoked when a transaction t_i is executed */
 3. $RW_{t_i} \leftarrow$ the read/write objects set t_i
 4. **while** $RW_{t_i} \cap COT$ **do**
 5. | Block t_i
 6. **end**
 7. Execute t_i
 8. **Function Response Subsystem (t_m, t_m^d)**
 9. /* Invoked when IDS detects a transaction t_m as malicious */
 10. $t_m^c \leftarrow$ get commit time of t_m
 11. **for** objects updated between t_m^c and t_m^d **do**
 12. | Add object to COT
 13. **end**
 14. **Function Recovery Subsystem (t_m)**
 15. /* Invoked when the response subsystem is terminated */
 16. **Block new transactions**
 17. $AT \leftarrow$ Find the complete and correct set of affected transaction
 18. **Resume new transactions**
 19. Remove uncorrupted objects from COT
 20. Undo t_m and all $t \in AT$
 21. Redo all $t \in AT$
-

Admission Controller (DAC), the WDA, and the IDS. The objective of the DRRM is to coordinate the response and recovery procedures across the distributed data stores. The objective of the DAC is to coordinate the admission of incoming transactions based on the status of aggregated COT of each data store. Note, the IDS, the DAC, and the WDA operate at the transaction level, i.e., before a transaction is divided to multiple sub-transactions, which are routed to their respective data store. On the other hand, the DRRM operates at the sub-transaction-level. In essence, the DRRM manages the response and recovery procedures to recover the corrupted objects damaged by executing the sub-transactions in each data store. In the next section, we discuss the security-driven data partitioning and placement scheme deployed by DPPM.

IV. REENGINEERING CHALLENGE: DATA PARTITIONING AND PLACEMENT FOR CLOUD DATA CENTER

We perceive that the distributed data stores of CDC can provide a better damage containment strategy using an intelligent data partitioning and placement scheme. Consider for example a CDC with three data stores, i.e., M_1 , M_2 , and M_3 , in Figure 3. Let D be the set of objects in the multi-tenant workload, where D_i denotes the data objects of the i^{th} tenant. Note, $D = \bigcup_i D_i \cup D_S$, where D_S is the set of shared data objects among the tenants. Let the set of transactions executed by the tenants on D be T , which are executed in the following order $\{T_1, T_2, T_3, T_4, T_5, T_6, T_7\}$. A transaction can be classified into two categories: *single-tenant transactions* and *multi-tenant transactions*². Single-tenant transactions access data objects belonging to a single tenant, whereas multi-tenant transactions access shared objects among tenants and are denoted with T' . For example,

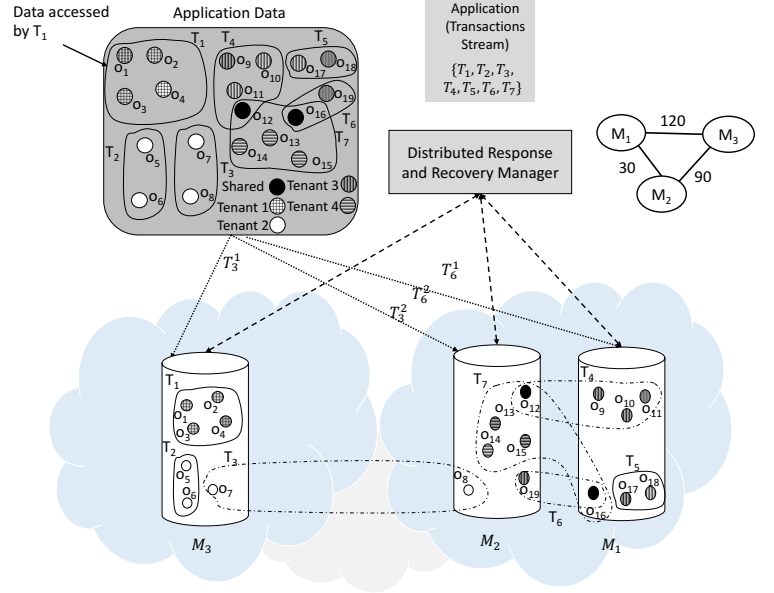


Fig. 3: Pictorial example of data partitioning and placement in CDCs. Each cylinder is a data store representing a data partition.

$T' = \{T_4, T_6, T_7\}$. Note, $T' \subseteq T$. Refer to the diagram in the top-left corner of Figure 3. If T_6 , executed by Tenant 3, is malicious, then the data of Tenant 4 will be corrupted if T_7 is executed without waiting for the decision of the IDS. A plausible solution to contain the damage is by employing a partitioning and placement scheme that splits and places the data accessed by T_6 to M_1 and M_2 . Consequently, T_6 becomes a distributed transaction as shown in diagram in the bottom-right corner of Figure 3. Since the sub-transactions of a distributed transactions need to be coordinated at the time of commit, the transaction is held until the IDS declares if it is a malicious or a benign transaction. Note, a naive solution for damage containment is to wait for the IDS decision after the execution of each transaction. However, this can substantially reduce the transaction throughput for the CDC.

The goal of the data partitioning and placement scheme is to help in containing the damage caused by malicious transactions. However, data partitioning can incur some performance degradation as a result in increase in the cost of communication among distributed data stores. This communication is incurred due to the delay among data stores [3]. Therefore, we propose a scheme that jointly optimizes the security and performance goals in terms of data partitioning and placement across data stores. Subsequently, we can formulate the partitioning and placement scheme as a dual-objective optimization problem with the joint objective to minimize the communication cost while ensuring damage containment. Alternatively, the problem can be transformed into a single-objective optimization problem to minimize the communication cost of distributed transactions. In this case, the damage containment is modeled as a constraint function in the optimization problem that forces a transaction with

²<https://docs.microsoft.com/en-us/azure/sql-database/>

shared data to span multiple data stores. Let S_t be the span of transaction t , i.e., the set of data stores that t is accessing through its sub-transactions. The communication cost of t is denoted as $C(S_t)$ and is given as the following.

$$C(S_t) = \max_{\substack{e \in (u,v) \\ u,v \in S_t, u \neq v}} \ell(e) \quad (1)$$

where $\ell(e)$ is the value of the label on edge e . In other words, the communication cost of transaction t accessing the set of partitions (i.e. data stores) represented by S_t is the maximum delay incurred by the communication between any pairs of data stores. For example, the communication cost of T_3 is 90, since $S_{T_3} = \{M_1, M_2\}$ as shown in the graph in the top-right corner in Figure 3. Accordingly, the optimization problem for the partitioning and placement scheme of the reengineered CDC can be given as follows.

$$\text{Minimize}_{P \in \mathcal{P}} C(S_t) \quad (2)$$

subject to

$$|S_{t'}| > 1 \quad \forall t' \in T' \quad (3)$$

$$|P_i| \leq \text{Capacity}(M_i) \quad \forall i = 1, \dots, n \quad (4)$$

Constraint 3 captures the damage containment requirement as it forces each multi-tenant transaction $t' \in T'$ to access at least two data stores, while constraint 4 ensures that the partitions can fit into an assigned data store.

V. MALICIOUS TRANSACTION WORKLOAD BENCHMARK

Several benchmarks have been developed in the literature to evaluate the performance of transactional databases systems, e.g., TPC-C³. However, no benchmark has been developed to evaluate the performance of intrusion management in these systems. To address this challenge, we have developed a novel malicious transaction workload benchmark⁴ with the ability to generate transactional workload with several parameters and to orchestrate various attack scenarios.

A. Transactional Workload Generation

The proposed benchmark simulates a banking money transfer application. In essence, the benchmark consists of a single data table, *Checking*, that has two attributes: *account id* and *balance*. The benchmark has three types of money transfer transactions: *distribute*, *collect*, and *many-to-many* transfer. A distribute transaction transfers money from a single account to N other accounts (a fan-out transaction); a collect transaction transfers money from M accounts to a single account (a fan-in transaction); a many-to-many transactions transfers money from many accounts to many accounts (a fan-in/fan-out transaction). A pictorial illustration of these transactions is given in Figure 4.

The transactional workload is generated using three parameters: the number of transactions (n), the degree of fan-in/fan-out (α), and inter-transaction dependency threshold (β). The

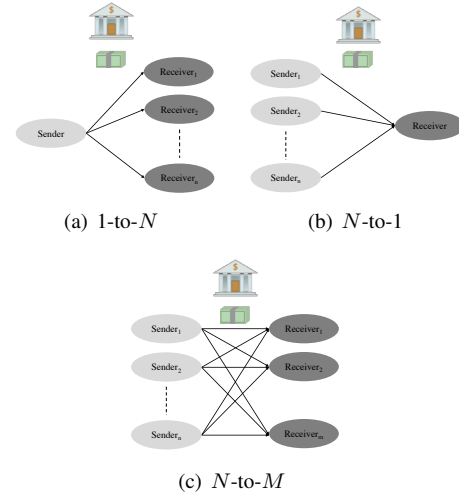


Fig. 4: Types of money transfer transactions.

type of each transaction is chosen as distribute, collect, and many-to-many, randomly. For each transaction, the degree of fan-in/fan-out is determined using a uniform distribution with a range of $[2, \alpha]$ and the amount of transferred money from the source account is chosen as a percentage of the balance with uniform distributed range of $[0.01, 0.1]$. To simulate the transaction inter-dependency, a random graph G of n nodes is generated using, for example, the Erdős-Renyi model with β representing the edge dependency probability. Subsequently, we map the transactions to the nodes in G . Two transactions are dependent if their respective nodes in G are adjacent. The data objects are assigned to the transactions such that two dependent transactions are assigned shared objects.

B. Benchmark Evaluation

The benchmark is implemented on an OLTP-benchmark testbed [15] and PostgreSQL 9.5. The balance of the *accounts* in the *Checking* table is initially set to \$10,000. We evaluate the performance of AIMS using three metrics: i) number of affected transactions, ii) average recovery time, and iii) average response time. The first two metrics indicate the capability of damage containment, while the third metrics indicates the availability of the database. We assume that the IDS has a detection delay of Δ ms. Table II shows the values of the parameters used in the experiments. The results are depicted in Figure 5.

TABLE II: Description of Transactions

Parameter	Value
Total number of transactions in the workload	5000
α	0.5
β	10
Transaction arrival rate	10 Txs/sec

In this experiment, we evaluate the performance of AIMS by choosing 100, 500, and 750 malicious transactions embedded within the total workload consisting of 5000 transactions. We study the effect of IDS detection delay. It can be noticed

³<http://www.tpc.org/tpcc/>

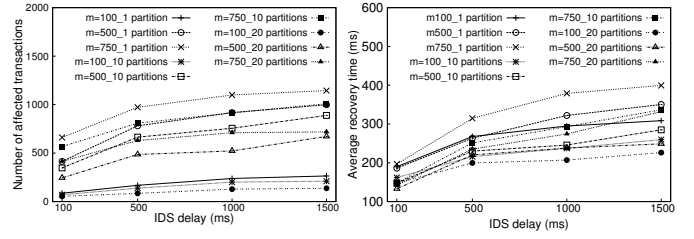
⁴The benchmark is available on <https://bitbucket.org/mfelemban/mtb/>

from Figure 5(a) that an IDS with poor performance, i.e., with a long detection delay, can result a large number of affected transactions as compared to an IDS with a short detection delay. The reason is that as the detection delay of IDS increases, the number of dependent transactions arriving during the detection period increases. Consequently, the number of compensating transactions increases which results in a prolonged average recovery time as depicted in Figure 5(b). Furthermore, a large number of affected transactions results in registering more data objects in COT. As a result, the average response time of the transactions in the workload increases because of the increase in the number of blocked transactions. The average response time is shown in Figure 5(c). In addition, these figures illustrate that increasing the number of malicious transactions results in increasing the number of affected transactions, average response time, and average recovery time. This is expected since increasing the intensity of attacks results in more affected transactions which can lead larger number of corrupted objects. Consequently, new arriving transactions are more likely to get blocked and hence results in an increase in the average response time as depicted in Figure 5(c).

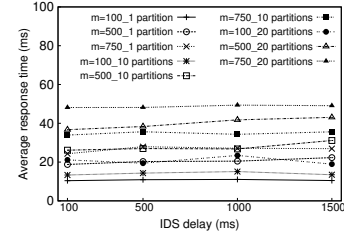
Figure 5 also plots the performance of the reengineered architecture with a security-driven data partitioning and placement strategy. For this purpose, we solve the optimization problem given in Equations 3-4 to generate 10 and 20 partitions for the data stores using a randomized heuristic. Note, the optimal solution for this type of partitioning problems is NP-Complete [3]. In the randomized approach, we have generated a large number of random solutions and picked the one that has the smallest value of the objective function. An important observation can be made that the security-driven data partitioning and placement strategy reduces the number of affected transactions and the average recovery time as we increase the number of partitions from a non-partitioned case to a case of 10 and 20 partitions, for the same number of malicious transactions. Note, commit delays are incurred by all distributed transactions. This delay increases with the number of partitions. In particular, the commit delays associated with the distributed malicious transactions results in the reduction of the number of affected transactions as mentioned earlier. However, this reduction is achieved at the cost of increasing the average response time as depicted in Figure 5(c). Consequently, better results in terms of damage containment are obtained. On the other hand, as observed in Figure 5(c) increasing the number of partitions results in larger communication overhead which subsequently leads longer average response time. In conclusion, the results show that the security-driven architecture with AIMS functionality achieves a trade-off between damage containment and performance. We expect that an improved solution for the optimization problem can further improve this trade-off.

VI. CONCLUSION

With the rapid growth of data-intensive applications, the demand on using secure and efficient cloud data centers increases. We have proposed a security-driven architecture for



(a) Number of affected transactions with varying values of m and λ . (b) Average recovery time with varying values of m and λ .



(c) Average response time with varying values of m and λ .

Fig. 5: Performance results of AIMS using various benchmarking parameters.

multi-tenant distributed transactional database in CDCs. The proposed architecture integrates the functionalities of a generic adaptive intrusion management systems with the capability to detect, respond, and recover from intrusion attacks. Furthermore, we have proposed a security-driven and performance-driven data partitioning and placement technique to support multi-tenant workload. Our future work will consider the impact of various cloud infrastructure aspects, for example networking and virtualization, on the performance of the distributed intrusion management. Further study on such aspects will lead to design CDCs with improved trade-off.

ACKNOWLEDGEMENT

This research was supported by the grants from Northrop Grumman Corporation and US National Science Foundation (NSF) Grant IIS-0964639.

REFERENCES

- [1] M. Ali, S. U. Khan, and A. Y. Zomaya, "Security and dependability of cloud-assisted internet of things," *IEEE Cloud Computing*, vol. 3, no. 2, pp. 24–26, 2016.
- [2] Z. Á. Mann, "Allocation of virtual machines in cloud data centers: a survey of problem models and optimization algorithms," *Acm Computing Surveys (CSUR)*, vol. 48, no. 1, p. 11, 2015.
- [3] K. A. Kumar, A. Quamar, A. Deshpande, and S. Khuller, "Sword: workload-aware data placement and replica selection for cloud data management systems," *The VLDB Journal The International Journal on Very Large Data Bases*, vol. 23, no. 6, pp. 845–870, 2014.
- [4] S. Das, D. Agrawal, and A. El Abbadi, "Elastras: An elastic, scalable, and self-managing transactional database for the cloud," *ACM Transactions on Database Systems (TODS)*, vol. 38, no. 1, p. 5, 2013.
- [5] A. Turcu, R. Palmieri, B. Ravindran, and S. Hirve, "Automated data partitioning for highly scalable and strongly consistent transactions," *IEEE transactions on parallel and distributed systems*, vol. 27, no. 1, pp. 106–118, 2016.
- [6] D. Puthal, S. Nepal, R. Ranjan, and J. Chen, "Threats to networking cloud and edge datacenters in the internet of things," *IEEE Cloud Computing*, vol. 3, no. 3, pp. 64–71, 2016.

- [7] A. Almutairi, M. Sarfraz, S. Basalamah, W. Aref, and A. Ghafoor, "A distributed access control architecture for cloud computing," *IEEE software*, vol. 29, no. 2, pp. 36–44, 2012.
- [8] Z. Tan, U. T. Nagar, X. He, P. Nanda, R. P. Liu, S. Wang, and J. Hu, "Enhancing big data security with collaborative intrusion detection," *IEEE cloud computing*, vol. 1, no. 3, pp. 27–33, 2014.
- [9] A. Sallam, E. Bertino, S. R. Hussain, D. Landers, R. M. Lefler, and D. Steiner, "Dbsafe: an anomaly detection system to protect databases from exfiltration attempts," *IEEE Systems Journal*, vol. 11, no. 2, pp. 483–493, 2017.
- [10] P. Ammann, S. Jajodia, and P. Liu, "Recovery from malicious transactions," *IEEE Transactions on Knowledge and Data Engineering*, vol. 14, no. 5, pp. 1167–1185, 2002.
- [11] R. Chandra, T. Kim, M. Shah, N. Narula, and N. Zeldovich, "Intrusion recovery for database-backed web applications," in *Proceedings of the Twenty-Third ACM Symposium on Operating Systems Principles*. ACM, 2011, pp. 101–114.
- [12] D. R. M. M. L. Pardal and M. Correia, "Rectify: Black-box intrusion recovery in paas clouds," in *Proceedings of the 18th International Middleware Conference*. ACM, 2017.
- [13] K. Bai and P. Liu, "A data damage tracking quarantine and recovery (dtqr) scheme for mission-critical database systems," in *Proceedings of the 12th International Conference on Extending Database Technology: Advances in Database Technology*. ACM, 2009, pp. 720–731.
- [14] L. Golab, M. Hadjieleftheriou, H. Karloff, and B. Saha, "Distributed data placement to minimize communication costs via graph partitioning," in *Proceedings of the 26th International Conference on Scientific and Statistical Database Management*. ACM, 2014, p. 20.
- [15] D. E. Difallah, A. Pavlo, C. Curino, and P. Cudre-Mauroux, "Oltpbench: An extensible testbed for benchmarking relational databases," *Proceedings of the VLDB Endowment*, vol. 7, no. 4, pp. 277–288, 2013.

Muhamad Felemban (mfelemban@purdue.edu) is an Assistant Professor in the Computer Engineering Department at KFUPM, Saudi Arabia. He has a PhD Degree from the School of Electrical and Computer Engineering at Purdue University. His research interests include security and privacy of data, IoT, and distributed systems. He is a student member of IEEE.

Anas Daghistani (adaghist@purdue.edu) is a PhD. candidate in the School of Electrical and Computer Engineering, Purdue University. His research interests include database, distributed systems, big data management, and database security. He is a student member of IEEE.

Yahya Javed (yjaved@purdue.edu) is a PhD student in the School of Electrical and Computer Engineering, Purdue University. His research interests include intrusion tolerance and recovery in distributed computing systems. He is a student member of IEEE.

Jason Kobes (Jason.Kobes@ngc.com) works as a Principal Cyber Architect & Research Scientist in Washington, DC for Northrop Grumman Corporation. Jason has over 20 years of experience concentrated in information systems design analytics, business/mission security architecture, enterprise risk management, information assurance research, and business consulting. Jason has a Master's of Science in Information Assurance (MSIA) and a Bachelor's of Science in Computer Science from Iowa State University.

Arif Ghafoor (ghafoor@purdue.edu) is a professor in the School of Electrical and Computer Engineering at Purdue University. His research interests include: multimedia information systems, database security, and distributed computing. He is a Fellow of IEEE.