

September 2, 2022

CHANGE-POINT DETECTION BASED ON WEIGHTED TWO-SAMPLE U-STATISTICS

HEROLD DEHLING, KATA VUK, AND MARTIN WENDLER

ABSTRACT. We investigate the large-sample behavior of change-point tests based on weighted two-sample U-statistics, in the case of short-range dependent data. Under some mild mixing conditions, we establish convergence of the test statistic to an extreme value distribution. A simulation study shows that the weighted tests are superior to the non-weighted versions when the change-point occurs near the boundary of the time interval, while they lose power in the center.

1. INTRODUCTION

In this paper, we study nonparametric tests for change-points in time series that are based on weighted two-sample U-statistics. By a suitable choice of the weights, we obtain tests that are able to detect changes that occur very early or very late during the observation period. Our tests cover both the CUSUM test and the Wilcoxon change-point test, as well as many other robust and non-robust tests. We investigate the large-sample behavior of our tests in the case of short-range dependent data under mild conditions, covering, e.g., ARMA and ARCH-processes. By means of a simulation study, we analyse the small sample behavior of our tests, e.g. regarding robustness and the ability to detect early and late changes.

We assume that our data are generated by a stochastic process $(X_i)_{i \geq 1}$ which follows the model

$$X_i = \mu_i + \xi_i, \quad i \geq 1,$$

where $(\mu_i)_{i \geq 1}$ is an unknown signal, and where $(\xi_i)_{i \geq 1}$ is a short-range dependent stationary stochastic process. Given the observations X_1, \dots, X_n , we want to test the hypothesis that the signal is constant, i.e.

$$H: \mu_1 = \dots = \mu_n,$$

against the alternative of a change in the mean at an unknown point in time, i.e.

$$A: \mu_1 = \dots = \mu_{k^*} \neq \mu_{k^*+1} = \dots = \mu_n, \quad \text{for some } k^* \in \{1, \dots, n-1\}.$$

If the change-point was known, we would have a two-sample problem with the samples X_1, \dots, X_{k^*} , and X_{k^*+1}, \dots, X_n , respectively, and we could apply standard tests such as the two-sample Student t-test or the Wilcoxon two-sample test for a change in mean. Up to

Key words and phrases. Change-point tests, U-statistics, Wilcoxon test, short-range dependence, extreme value distribution.

This research was supported by the Collaborative Research Grant SFB 823 *Statistical modelling of nonlinear dynamic processes*.

Martin Wendler was supported by the German Research Foundation (DFG), project WE 5988/3 *Analyse funktionaler Daten ohne Dimensionsreduktion*.

normalization, both are special cases of two-sample U-statistics $\sum_{i=1}^{k^*} \sum_{j=k^*+1}^n h(X_i, X_j)$, with a suitably chosen kernel function $h : \mathbb{R}^2 \rightarrow \mathbb{R}$.

In the change-point setting, where a change occurs at an unknown point in time, we have a family of two-sample problems, indexed by the potential change-point k , and thus we are naturally led to the two-sample U-statistic process

$$\sum_{i=1}^k \sum_{j=k+1}^n h(X_i, X_j), \quad 0 \leq k \leq n.$$

A variety of change-point tests can be derived from this process by taking suitable functionals such as weighted maxima

$$\max_{1 \leq k \leq n} \frac{1}{\left(\frac{k}{n} \left(1 - \frac{k}{n}\right)\right)^\gamma} \frac{1}{n^{3/2}} \left| \sum_{i=1}^k \sum_{j=k+1}^n h(X_i, X_j) \right|,$$

where $0 \leq \gamma \leq \frac{1}{2}$ is some parameter to be chosen.

For $\gamma = 0$, one obtains the non-weighted test, which has been widely studied in the literature, starting with Darkhovskh (1976) and Pettitt (1979), who studied the special case of a Wilcoxon-type test statistic. For independent data, the asymptotic distribution under the null hypothesis is the Kolmogorov-Smirnov distribution, which is the distribution of the supremum of a Brownian bridge. This was proved for tests based on general U-statistics by Csörgő and Horváth (1988). This also holds under short-range dependence (Dehling, Fried, Garcia and Wendler (2015)), while under long-range dependence, the limiting distribution is given by the supremum of a linear combination of Hermite processes (see Dehling, Rooch, Wendler (2017)). For $0 < \gamma < \frac{1}{2}$, the limiting distribution under independence is the supremum of the appropriately weighted Brownian bridge, see e.g the seminal monograph by Csörgő and Horváth (1997). The moment conditions for such a limit theorem have been relaxed by Csörgő, Szyszkowicz, Wang (2008). In the present paper, we focus on the extreme case $\gamma = \frac{1}{2}$, and thus we obtain the test statistic

$$T_n := \max_{1 \leq k \leq n} \frac{1}{\sqrt{k(n-k)n}} \left| \sum_{i=1}^k \sum_{j=k+1}^n h(X_i, X_j) \right|.$$

Under the null hypothesis (after some suitable normalization and centering), T_n converges in distribution to the Gumbel extreme value distribution. This has been derived by Csörgő and Horváth (1988) under independence. We will show that this is the asymptotic distribution even in the case of short-range dependent data. Antoch, Hušková and Prášková (1997) have studied the large-sample behavior of weighted versions of the CUSUM test for dependent observations (particularly, for linear processes). We also show that the test is consistent against a wide class of alternatives. For independent data, the behavior under the alternative has been studied by Ferger (1994) and Gombay (2001). We have conducted an extensive simulation study comparing this test with the corresponding non-weighted test. Our simulations confirm the intuition that the weighted tests have more power against very early and very late changes, while the non-weighted tests are more powerful against alternatives in the middle of the observation period.

By the choice of the kernel function h , the weighted two-sample U-statistics lead to a flexible class of change-point tests. As special examples, we obtain the CUSUM test for $h(x, y) = y - x$, and the Wilcoxon test for $h(x, y) = 1_{\{x \leq y\}} - \frac{1}{2}$. More generally, one can take the kernels $h(x, y) = \psi(y - x)$ for some anti-symmetric function $\psi : \mathbb{R} \rightarrow \mathbb{R}$. Depending on the choice of ψ , one obtains tests with specific properties, such as robustness against outliers, and tests that are powerful for certain alternatives.

The rest of the paper is organized as follows. In the next section, we present the detailed technical assumptions, and we give the main theoretical results of our paper. In Section 3, we present the outcomes of a major simulation study comparing weighted and non-weighted tests as well as the robust Wilcoxon test and the non-robust CUSUM test. Full details of the proofs are presented in the final section.

2. MAIN THEORETICAL RESULTS

In this section we establish the limiting distribution of the suitably normalized and centered test statistic T_n under the hypothesis and the consistency under a wide class of alternatives. We also present a Darling-Erdős type theorem for the tied-down random walk process, which is a major ingredient in the proof of the limiting distribution of T_n , but also of some independent interest. Before we present these results, we start with some definitions.

Throughout, the stochastic process $(X_i)_{i \geq 1}$ will be α -mixing in the sense of Rosenblatt (1956).

Definition 2.1. $(X_i)_{i \geq 1}$ is said to be α -mixing if

$$\alpha(k) = \sup_{n \geq 1} \sup \{ |P(A \cap B) - P(A)P(B)| : A \in \mathcal{F}_1^n, B \in \mathcal{F}_{n+k}^\infty \} \rightarrow 0, \text{ as } k \rightarrow \infty,$$

where \mathcal{F}_a^l denotes the σ -field generated by random variables X_a, \dots, X_l . Let

$$\alpha^{-1}(u) = \inf \{ k \in \mathbb{N} : \alpha(k) \leq u \} = \sum_{i \geq 0} 1_{\{u < \alpha(i)\}}.$$

Moreover, we will assume that the kernel function $h : \mathbb{R}^2 \rightarrow \mathbb{R}$ satisfies the variation condition, which is a continuity assumption introduced by Denker and Keller (1986).

Definition 2.2. A kernel $h : \mathbb{R}^2 \rightarrow \mathbb{R}$ satisfies the variation condition if there exists a constant $L > 0$ and $\varepsilon_0 > 0$, such that for all $\varepsilon \in (0, \varepsilon_0)$

$$E \left(\sup_{\|(x,y)-(X,Y)\| \leq \varepsilon} |h(x,y) - h(X,Y)| \right) \leq L\varepsilon,$$

where X, Y are independent with the same distribution as X_1 and $\|\cdot\|$ denotes the Euclidean norm.

In order to obtain the limiting distribution, one needs to give a mixing condition. The mixing condition that we use, is due to Rio (1993) and requires the definition of the quantile function.

Definition 2.3. For a random variable X , the quantile function is defined by

$$Q_X(u) = \inf \{ t \in \mathbb{R} : \mathbb{P}(X > t) \leq u \}.$$

The following theorem is the main theoretical result of this paper. All through, Q_X will denote the quantile function of the X_k 's.

Theorem 1. *Let $(X_i)_{i \geq 1}$ be an α -mixing strictly stationary process. Let $h(x, y)$ be a bounded, anti-symmetric kernel satisfying the variation condition. If there exists a $p > 2$ and an $\varepsilon > 0$ such that*

$$(1) \quad \int_0^1 (\alpha^{-1}(u))^{4+\varepsilon} Q_{|X|}^p(u) du < \infty,$$

then it holds under the hypothesis

$$\frac{\sqrt{2 \log \log n}}{\sigma} \max_{1 \leq k \leq n-1} \frac{1}{\sqrt{k(n-k)n}} \left| \sum_{i=1}^k \sum_{j=k+1}^n h(X_i, X_j) \right| - b_n \xrightarrow{\mathcal{D}} G_2,$$

where G_2 is the Gumbel extreme value distribution with distribution function

$$P(G_2 \leq x) = \exp(-2 \exp(-x)),$$

and

$$b_n = 2 \log \log n + \frac{1}{2} \log \log \log n - \frac{1}{2} \log \pi,$$

$$\sigma^2 = \sum_{k=-\infty}^{\infty} \text{Cov}(h_1(X_1), h_1(X_k)),$$

where h_1 is given by Hoeffding's decomposition of h in (2).

The idea of the proof is to apply the Hoeffding decomposition, which was introduced by Hoeffding (1948), and to show that the degenerate part is asymptotically negligible. Thus, it will remain to show that the linear part converges to the desired extreme value distribution.

We consider Hoeffding's decomposition of the kernel function, namely if $E|h(X, Y)| < \infty$ for two independent random variables X and Y with the same distribution as X_1 , we have

$$(2) \quad h(x, y) = \theta + h_1(x) + h_2(y) + \Psi(x, y),$$

where

$$\begin{aligned} \theta &= Eh(X, Y), \\ h_1(x) &= Eh(x, Y) - \theta, \\ h_2(y) &= Eh(X, y) - \theta, \\ \Psi(x, y) &= h(x, y) - h_1(x) - h_2(y) - \theta. \end{aligned}$$

Note that in our case $\theta = 0$ and $h_2(x) = -h_1(x)$ since we are considering an anti-symmetric kernel. We apply Hoeffding's decomposition to the test statistic T_n and obtain

$$\begin{aligned}
(3) \quad & \max_{1 \leq k \leq n-1} \frac{1}{\sqrt{k(n-k)n}} \left| \sum_{i=1}^k \sum_{j=k+1}^n h(X_i, X_j) \right| \\
&= \max_{1 \leq k \leq n-1} \frac{1}{\sqrt{k(n-k)n}} \left| \sum_{i=1}^k \sum_{j=k+1}^n (h_1(X_i) + h_2(X_j) + \Psi(X_i, X_j)) \right| \\
&= \max_{1 \leq k \leq n-1} \frac{1}{\sqrt{k(n-k)n}} \left| (n-k) \sum_{i=1}^k h_1(X_i) + k \sum_{i=k+1}^n h_2(X_i) + \sum_{i=1}^k \sum_{j=k+1}^n \Psi(X_i, X_j) \right| \\
&= \max_{1 \leq k \leq n-1} \frac{1}{\sqrt{k(n-k)n}} \left| (n-k) \sum_{i=1}^k h_1(X_i) - k \sum_{i=k+1}^n h_1(X_i) + \sum_{i=1}^k \sum_{j=k+1}^n \Psi(X_i, X_j) \right| \\
&= \max_{1 \leq k \leq n-1} \left| \sqrt{\frac{n}{k(n-k)}} \left(\sum_{i=1}^k h_1(X_i) - \frac{k}{n} \sum_{i=1}^n h_1(X_i) \right) + \frac{1}{\sqrt{k(n-k)n}} \sum_{i=1}^k \sum_{j=k+1}^n \Psi(X_i, X_j) \right|.
\end{aligned}$$

The degenerate part is given by

$$(4) \quad \max_{1 \leq k \leq n-1} \frac{1}{\sqrt{k(n-k)n}} \left| \sum_{i=1}^k \sum_{j=k+1}^n \Psi(X_i, X_j) \right|.$$

In Proposition 4.1, we show that (4) multiplied by $\sqrt{\log \log n}$ is asymptotically negligible, i.e. we show that it converges to 0 in probability. The convergence of the linear part follows from the Darling-Erdős theorem for tied-down random walk (Theorem 3).

With the next theorem, we derive consistency of the test.

Theorem 2. *Assume that the kernel h satisfies the variation condition and that*

$$\sum_{k=1}^{\infty} k \sqrt{\int_0^{\alpha(k)} Q_{|X|}(u) du} < \infty.$$

Let $\delta = Eh(X_1, X'_n)$, where X'_n is independent of X_1 with the same distribution as X_n . If $\sqrt{\frac{k^*(n-k^*)}{n \log \log(n)}} \delta \rightarrow \infty$, then

$$(\log \log n)^{-1/2} \max_{1 \leq k \leq n-1} \frac{1}{\sqrt{k(n-k)n}} \left| \sum_{i=1}^k \sum_{j=k+1}^n h(X_i, X_j) \right| \xrightarrow{\mathcal{P}} \infty,$$

where k^* denotes the location of the change-point.

In the next theorem, we derive the limiting distribution of the weighted tied-down random walk. It plays a crucial role in the proof of the asymptotic distribution of the test statistic T_n .

Theorem 3. *Let $(X_i)_{i \geq 1}$ be an α -mixing strictly stationary process. If there exists a $p > 2$ such that*

$$\int_0^1 (\alpha^{-1}(u))^{p-1} Q_{|X|}^p(u) du < \infty,$$

then

$$\sqrt{2 \log \log n} \max_{1 \leq k \leq n-1} \sqrt{\frac{n}{k(n-k)}} \left| S_k - \frac{k}{n} S_n \right| - b_n \xrightarrow{\mathcal{D}} G_2,$$

where $P(G_2 \leq x) = \exp(-2 \exp(-x))$.

The proof of the above theorem follows the ideas of Yao and Davis (1986), who showed that for i.i.d. standard normally distributed data the suitably normalized likelihood ratio converges in distribution to a Gumbel extreme value distribution. An important tool in the proof is the celebrated Darling-Erdős theorem on the asymptotic distribution of $\max_{1 \leq k \leq n} \frac{1}{\sqrt{k}} \left| \sum_{i=1}^k X_i \right|$. We need a theorem like that, valid for dependent data. This result is stated in Theorem 4. Such versions of the Darling-Erdős theorem have been proved earlier, e.g. by Shorack (1979), but not under the conditions that we have in the present paper.

Theorem 4. *Let $(X_i)_{i \geq 1}$ be an α -mixing strictly stationary process. If there exists a $p > 2$ such that*

$$\int_0^1 (\alpha^{-1}(u))^{p-1} Q_{|X|}^p(u) du < \infty,$$

then

$$\sqrt{2 \log \log n} \max_{1 \leq k \leq n} \frac{|S_k|}{\sqrt{k}} - b_n \xrightarrow{\mathcal{D}} G,$$

where $S_k = \sum_{i=1}^k X_i$ and where G denotes the Gumbel extreme value distribution with distribution function

$$P(G \leq x) = \exp(-\exp(-x))$$

and where

$$b_n = 2 \log \log n + \frac{1}{2} \log \log \log n - \frac{1}{2} \log \pi.$$

The proof of this theorem can be found in Section 4.4. It follows the ideas of Shorack (1979) who proved that an almost sure invariance principle together with a suitable maximal inequality implies the Darling-Erdős theorem.

3. SIMULATIONS

In this section we present some simulation results for the weighted and the unweighted test statistic. We compare the power, the empirical size and the critical values, and consider the CUSUM and the Wilcoxon kernel, namely $h(x, y) = y - x$ and $h(x, y) = 1_{\{x < y\}} - \frac{1}{2}$.

Let T_n^C denote the CUSUM and T_n^{WC} the weighted CUSUM test statistic and let T_n^W and T_n^{WW} denote the Wilcoxon and the weighted Wilcoxon test statistic, all properly centered and normalized, i.e.

$$T_n^C = \frac{1}{n^{3/2}\sigma_C} \max_{1 \leq k \leq n-1} \left| \sum_{i=1}^k \sum_{j=k+1}^n (X_j - X_i) \right|,$$

$$T_n^{WC} = \frac{\sqrt{2 \log \log n}}{\sigma_C} \max_{1 \leq k \leq n-1} \frac{1}{\sqrt{k(n-k)n}} \left| \sum_{i=1}^k \sum_{j=k+1}^n (X_j - X_i) \right| - b_n,$$

$$T_n^W = \frac{1}{n^{3/2}\sigma_W} \max_{1 \leq k \leq n-1} \left| \sum_{i=1}^k \sum_{j=k+1}^n \left(1_{\{X_i < X_j\}} - \frac{1}{2} \right) \right|,$$

$$T_n^{WW} = \frac{\sqrt{2 \log \log n}}{\sigma_W} \max_{1 \leq k \leq n-1} \frac{1}{\sqrt{k(n-k)n}} \left| \sum_{i=1}^k \sum_{j=k+1}^n \left(1_{\{X_i < X_j\}} - \frac{1}{2} \right) \right| - b_n.$$

For $0 < \alpha < 1$ we define $c_i(\alpha)$, $i \in \{1, 2, 3, 4\}$, such that

$$P(T_n^C > c_1(\alpha)) = \alpha, \quad P(T_n^{WC} > c_2(\alpha)) = \alpha,$$

$$P(T_n^W > c_3(\alpha)) = \alpha, \quad P(T_n^{WW} > c_4(\alpha)) = \alpha.$$

Most of the simulation study is based on i.i.d. standard normally distributed observations. In this case

$$\sigma_C^2 = 1 \text{ and } \sigma_W^2 = \frac{1}{12}.$$

In Figure 3 we we will consider dependent observations. In this case the long run variance has to be estimated. We use a subsampling estimator introduced by Dehling, Fried, Sharipov, Vogel and Wornowizki (2013). To achieve consistency under the alternative, we split the data into three disjoint sub-sequences of similar length and use the median of the resulting three separate estimations, see Dehling, Fried and Wendler (2020).

First, we have simulated the critical values $c_i(\alpha)$ and compared them to the asymptotic ones. The results are summarized in Table 1. For the unweighted test statistics the simulated critical values are almost in agreement with the asymptotic ones, whereas for the weighted test statistics the difference is larger. An overview is also given in Figure 1, which shows the different empirical distribution functions compared to the asymptotic ones. On the left hand side the empirical distribution function for the CUSUM and Wilcoxon test statistic is compared to the distribution function of the Kolmogorov-Smirnov distribution, and on the right hand side the distribution functions for the weighted CUSUM and weighted Wilcoxon test statistics are compared to the distribution function of the Gumbel distribution with location parameter $\log(2)$ and scale parameter 1.

Next, we evaluate the performance of the test statistics by computing the empirical sizes and the power. Table 2 presents the empirical sizes for the unweighted and weighted CUSUM and Wilcoxon test statistics. The empirical sizes are lower than the nominal size in all cases considered. For the unweighted test statistics the size distortion shrinks to zero as the sample size increases, whereas for the weighted test statistics the difference between the empirical size and the nominal size is much larger for all considered sample sizes.

		$\alpha = 0.05$					$\alpha = 0.10$				
n		100	200	400	800	∞	100	200	400	800	∞
CUSUM	$c_1(\alpha)$	1.30	1.33	1.33	1.33	1.36	1.17	1.18	1.20	1.20	1.22
weighted CUSUM	$c_2(\alpha)$	2.64	2.72	2.76	2.82	3.66	2.20	2.26	2.28	2.32	2.94
Wilcoxon	$c_3(\alpha)$	1.30	1.32	1.33	1.33	1.36	1.17	1.19	1.20	1.21	1.22
weighted Wilcoxon	$c_4(\alpha)$	2.47	2.56	2.60	2.65	3.66	2.05	2.13	2.18	2.18	2.94

Table 1. Empirical and asymptotic critical values. The empirical critical values are based on i.i.d. standard normally distributed observations and 20000 simulation runs.

n	α	T_n^C	T_n^{wC}	T_n^w	T_n^{ww}
200	0.05	0.039	0.010	0.042	0.006
400	0.05	0.046	0.010	0.046	0.010
800	0.05	0.049	0.014	0.047	0.012
1600	0.05	0.045	0.015	0.045	0.015
200	0.10	0.085	0.035	0.088	0.023
400	0.10	0.085	0.039	0.085	0.039
800	0.10	0.095	0.043	0.091	0.034
1600	0.10	0.091	0.043	0.091	0.043

Table 2. Empirical size based on n i.i.d. standard normally distributed observations and 5000 simulation runs.

Figure 2 shows the size-corrected power of the CUSUM, weighted CUSUM and the Wilcoxon and weighted Wilcoxon test statistic for all possible change-point times with shift height $\delta = 0.3$. The simulations are based on i.i.d. standard normally distributed observations. It is clear that the power of all test statistics improves as the change-point is more central. In the case of early and late changes the weighted test statistics have better power than the unweighted ones, whereas they have less power for changes in the middle of the time period. For standard normally distributed data the power of the CUSUM and the Wilcoxon test statistics differs only marginally. Considering data with heavier tails, such as $t(5)$ or $t(3)$ distributed observations, one can see that the CUSUM test statistics lose more power, especially the weighted CUSUM. In both cases, the Wilcoxon test statistics have better power.

Figure 3 shows analogous power plots, based on AR(1)-processes with $t(3)$ -distributed innovations and correlation coefficients $\rho = 0.3, 0.5, 0.7$. It is easy to see that a higher correlation results in a lower power. Again, in the case of early and late changes the weighted test statistics have better power than the unweighted ones. Compared to the CUSUM tests statistics, the Wilcoxon test statistics always have greater power.

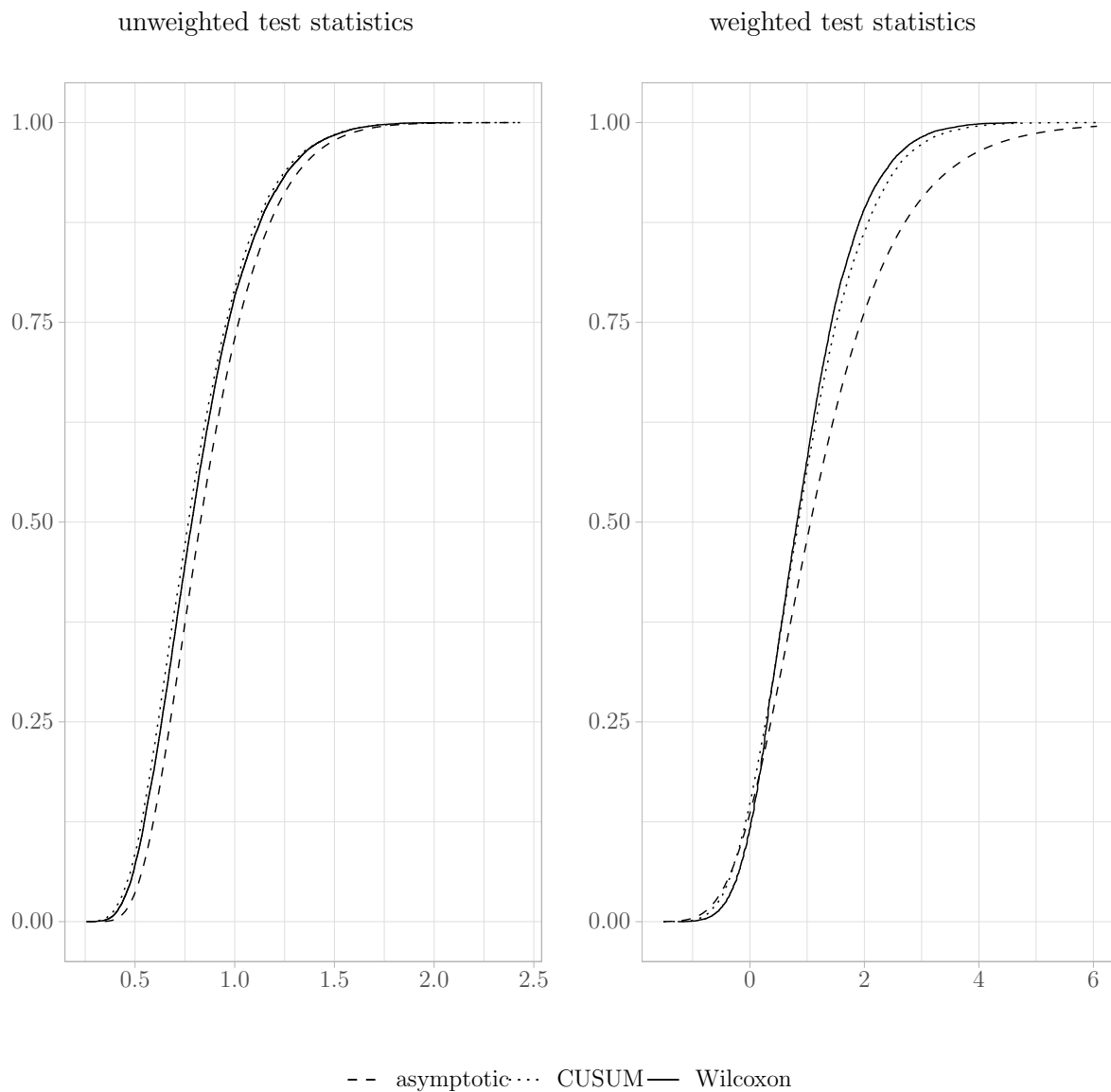


Figure 1. Empirical distribution functions under the hypothesis for the unweighted and weighted CUSUM and Wilcoxon test statistics, compared to the distribution functions of the asymptotic distributions. The simulations are based on 100 i.i.d. standard normally distributed observations and 20000 runs.

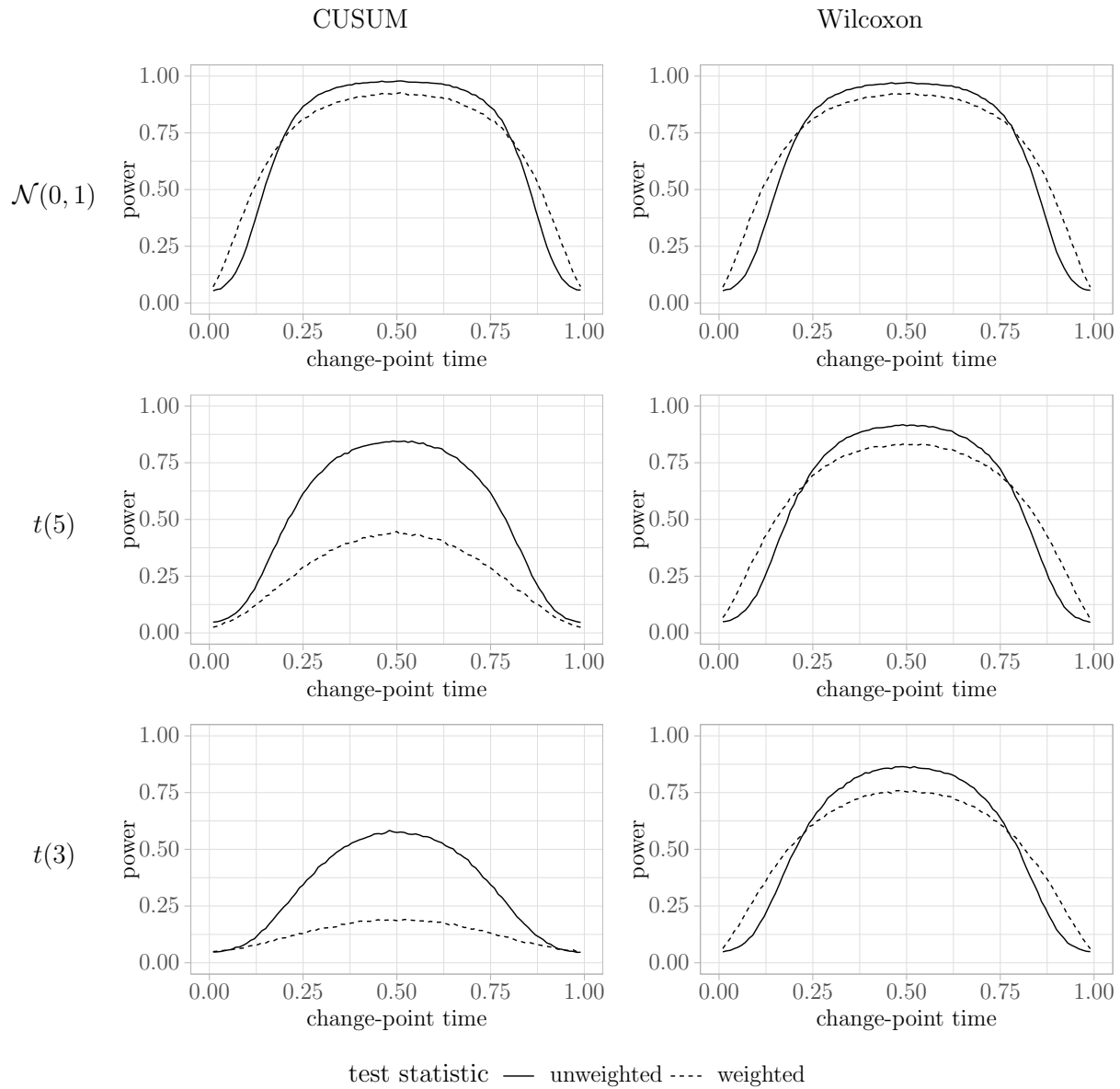


Figure 2. Size-corrected power depending on the change-point time $\tau = \lfloor \frac{k^*}{n} \rfloor$. The simulations are based on 800 i.i.d. standard normally distributed observations with shift height $\delta = 0.3$ and 20000 simulation runs.

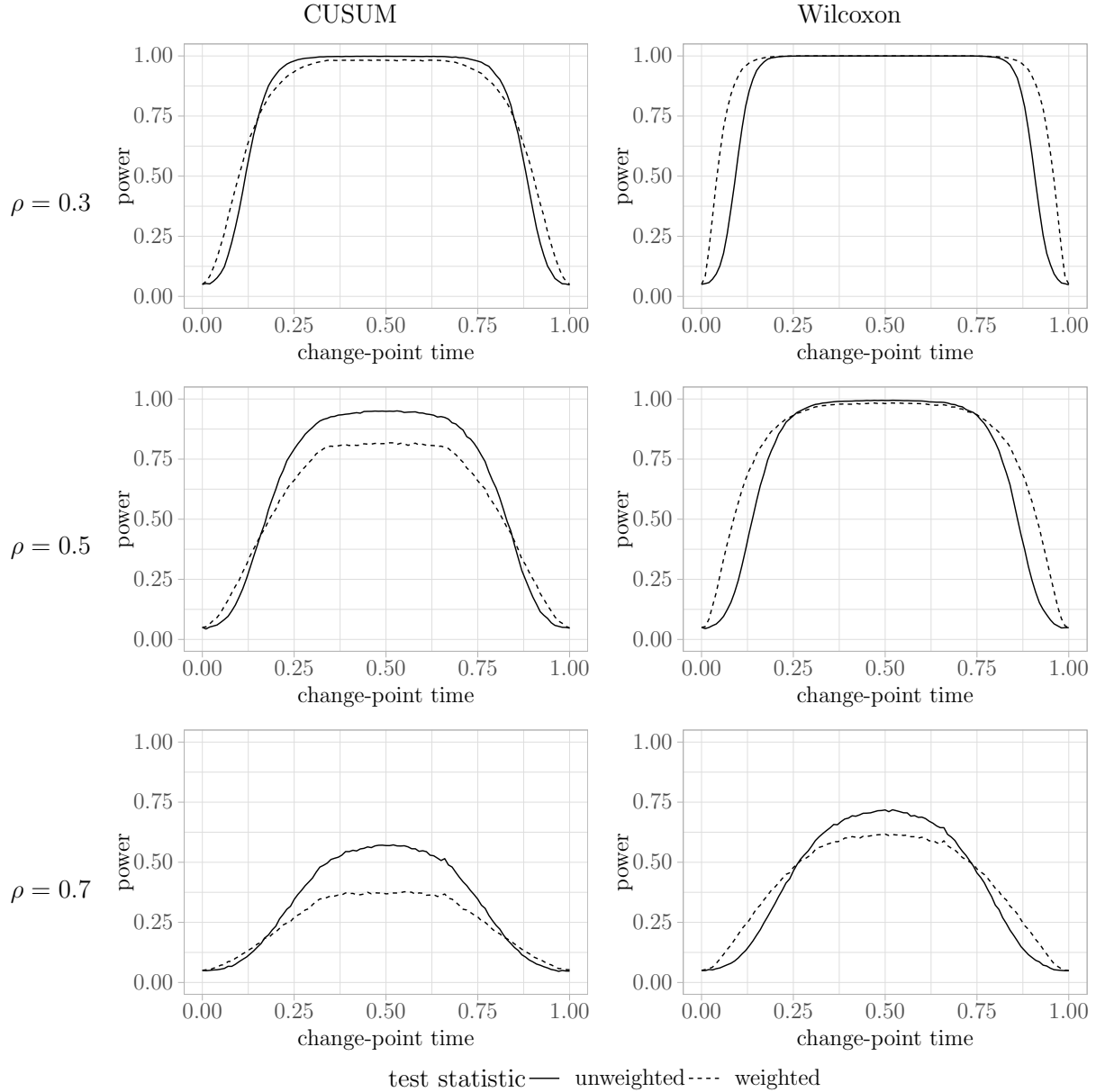


Figure 3. Size-corrected power depending on the change-point time $\tau = \lfloor \frac{k^*}{n} \rfloor$. The data is generated from an AR(1) process with $t(3)$ -distributed innovations and correlation coefficients $\rho = 0.3, 0.5, 0.7$. The simulations are based on 20000 runs with sample size $n = 800$ and shift height $\delta = 1$.

4. PROOFS

4.1. **Proof of Theorem 1.** First, we show in the following proposition that the degenerate part is asymptotically negligible.

Proposition 4.1. *Let Ψ be the kernel given by Hoeffding's decomposition of h in (2), satisfying the variation condition. Let*

$$(5) \quad \sum_{k=1}^{\infty} k \sqrt{\int_0^{\alpha(k)} Q_{|X|}(u) du} < \infty.$$

Then

$$\max_{1 \leq k \leq n-1} \sqrt{\frac{\log \log n}{k(n-k)n}} \left| \sum_{i=1}^k \sum_{j=k+1}^n \Psi(X_i, X_j) \right| \xrightarrow{\mathcal{P}} 0,$$

as $n \rightarrow \infty$.

Proof. We can split the maximum into the stretch up to \sqrt{n} , the stretch between \sqrt{n} and $n - \sqrt{n}$ and the stretch after $n - \sqrt{n}$, such that

$$(6) \quad \begin{aligned} & \max_{1 \leq k \leq n-1} \sqrt{\frac{\log \log n}{k(n-k)n}} \left| \sum_{i=1}^k \sum_{j=k+1}^n \Psi(X_i, X_j) \right| \\ & \leq 2 \max_{\sqrt{n} \leq k < n - \sqrt{n}} \sqrt{\frac{\log \log n}{n^{5/2}}} \left| \sum_{i=1}^k \sum_{j=k+1}^n \Psi(X_i, X_j) \right| \end{aligned}$$

$$(7) \quad + \max_{k < \sqrt{n}} \sqrt{\frac{\log \log n}{n^2}} \left| \sum_{i=1}^k \sum_{j=k+1}^n \Psi(X_i, X_j) \right|$$

$$(8) \quad + \max_{k \geq n - \sqrt{n}} \sqrt{\frac{\log \log n}{n^2}} \left| \sum_{i=1}^k \sum_{j=k+1}^n \Psi(X_i, X_j) \right|.$$

Now we can deal with every single maximum. To show that these maxima converge in probability to 0, we use Theorem A of Serfling (1970). To apply that theorem, we need a functional $g(F_{a,n})$ depending on the joint distribution of a vector $(Y_{a+1}, \dots, Y_{a+n})$ of n random variables, and satisfying

$$g(F_{a,k}) + g(F_{a+k,l}) \leq g(F_{a,k+l}), \quad 1 \leq k < k+l,$$

such that

$$E|S_{a,l}|^2 \leq g(F_{a,l}), \quad \text{for all } l \geq 1,$$

where

$$S_{a,l} = \sum_{i=a+1}^{a+l} Y_i.$$

Then it follows

$$E \left(\max_{1 \leq i \leq l} |S_{a,i}| \right)^2 \leq \left(\frac{\log(2l)}{\log(2)} \right)^2 (g(F_{a,l}))^2.$$

We set $V_k = \sum_{i=1}^k \sum_{j=k+1}^n \Psi(X_i, X_j)$. By Lemma A.3

$$E(V_m - V_k)^2 \leq C_1 |m - k|n,$$

where C_1 is a constant. Define $Y_i := V_i - V_{i-1}$, $i = 1, \dots, n$ and set $V_0 = 0$. Then one has $V_m = \sum_{i=1}^m Y_i$ and $V_m - V_k = \sum_{i=k+1}^m Y_i$. As $k \leq m$ we can set $m := k + l$, $l \in \mathbb{N}$. Thus

$$E \left(\sum_{i=k+1}^{k+l} Y_i \right)^2 \leq C_1 l n.$$

With

$$g(F_{a,l}) = C_1 l n,$$

where C_1 is a constant, the required conditions are satisfied. We have

$$g(F_{a,k}) + g(F_{a+k,l}) = C_1 k n + C_1 l n = C_1 n(k + l) = g(F_{a,k+l})$$

and

$$E|S_{a,l}|^2 = E \left(\sum_{i=a+1}^{a+l} Y_i \right)^2 \leq C_1 l n = g(F_{a,l}).$$

Thus

$$E \left(\max_{1 \leq j \leq l} \left| \sum_{i=k+1}^{k+j} Y_i \right| \right)^2 \leq \left(\frac{\log(2l)}{\log(2)} \right)^2 C_1 l n.$$

For $k = 0$ and $l = \sqrt{n}$ we get

$$E \left(\max_{1 \leq j \leq \sqrt{n}} |V_k| \right)^2 = E \left(\max_{1 \leq j \leq \sqrt{n}} \left| \sum_{i=1}^j Y_i \right| \right)^2 \leq \left(\frac{\log(2\sqrt{n})}{\log(2)} \right)^2 C_1 n^{3/2}.$$

Thus we have

$$E \left(\max_{1 \leq k \leq \sqrt{n}} \sqrt{\frac{\log \log n}{n^2}} |V_k| \right)^2 \leq \frac{\log \log n}{\sqrt{n}} \left(\frac{\log(2\sqrt{n})}{\log(2)} \right)^2 C_1.$$

This goes to 0 for $n \rightarrow \infty$. Applying Chebyshev's inequality, we obtain that (7) converges to 0 in probability as $n \rightarrow \infty$. By stationarity, this also holds for (8). An analogous procedure leads to

$$E \left(\max_{1 \leq k \leq n - \sqrt{n}} \sqrt{\frac{\log \log n}{n^{5/2}}} |V_k| \right)^2 \leq \frac{(n - \sqrt{n}) \log \log n}{n^{3/2}} \left(\frac{\log(2\sqrt{n})}{\log(2)} \right)^2 C_1.$$

As this goes to zero for $n \rightarrow \infty$ and as

$$\max_{\sqrt{n} \leq k \leq n - \sqrt{n}} \sqrt{\frac{\log \log n}{n^{5/2}}} |V_k| \leq \max_{1 \leq k \leq n - \sqrt{n}} \sqrt{\frac{\log \log n}{n^{5/2}}} |V_k|,$$

we obtain that (6) converges in probability to 0. □

Proof of Theorem 1. In the same way as in (3), we apply Hoeffding's decomposition to the kernel $h(x, y)$ and get

$$\begin{aligned} & \frac{1}{\sqrt{k(n-k)n}} \sum_{i=1}^k \sum_{j=k+1}^n h(X_i, X_j) \\ &= \sqrt{\frac{n}{k(n-k)}} \left(\sum_{i=1}^k h_1(X_i) - \frac{k}{n} \sum_{i=1}^n h_1(X_i) \right) + \frac{1}{\sqrt{k(n-k)n}} \sum_{i=1}^k \sum_{j=k+1}^n \Psi(X_i, X_j). \end{aligned}$$

As the variation condition holds for the kernel h , it also holds for Ψ . From assumption (1) of Theorem 1, we can conclude assumption (5) of Proposition 4.1. The condition (1) implies that

$$\int_0^1 (\alpha^{-1}(u))^{4+\varepsilon} Q_{|X|}(u) du < \infty.$$

This can be rewritten in a completely equivalent way as

$$\sum_{k=1}^{\infty} k^{3+\varepsilon} \int_0^{\alpha(k)} Q_{|X|}(d) du < \infty$$

(see Remark 2.2 in Merlevède and Rio (2012) or Annex C in Rio (2017)). Now, we define

$$q_k := \int_0^{\alpha(k)} Q_{|X|}(d) du.$$

As q_k is nonincreasing and by assumption, we obtain

$$n^{4+\varepsilon} q_n \leq c_1 \sum_{k=1}^n k^{3+\varepsilon} q_n \leq c_1 \sum_{k=1}^n k^{3+\varepsilon} q_k \leq c_1 \sum_{k=1}^{\infty} k^{3+\varepsilon} q_k < \infty,$$

where c_1 is a constant. Hence

$$n^{2+\varepsilon/2} \sqrt{q_n} \leq c_3 < \infty,$$

and thus

$$n \sqrt{q_n} \leq c_3 \frac{1}{n^{1+\varepsilon/2}} < \infty,$$

where c_3 is a constant. Now we can conclude that

$$\sum_{k=1}^{\infty} k \sqrt{q_k} < \infty,$$

as $\sum_{k=1}^{\infty} \frac{1}{k^{1+\varepsilon/2}} < \infty$ for $\varepsilon > 0$. Thus, all conditions of Proposition 4.1 are satisfied and we can conclude that

$$\max_{1 \leq k \leq n-1} \sqrt{\frac{\log \log n}{k(n-k)n}} \left| \sum_{i=1}^k \sum_{j=k+1}^n \Psi(X_i, X_j) \right| \xrightarrow{\mathcal{P}} 0.$$

Hence, by Slutsky's theorem, it remains to show that

$$\max_{1 \leq k \leq n-1} \sqrt{\frac{n \log \log n}{k(n-k)}} \left| \sum_{i=1}^k h_1(X_i) - \frac{k}{n} \sum_{i=1}^n h_1(X_i) \right|$$

converges in distribution to the desired extreme value distribution. This follows from Theorem 3 with $S_k = \sum_{i=1}^k h_1(X_i)$. \square

4.2. Proof of Theorem 2. Since

$$\max_{1 \leq k \leq n-1} \frac{1}{\sqrt{k(n-k)n}} \left| \sum_{i=1}^k \sum_{j=k+1}^n h(X_i, X_j) \right| \geq \frac{1}{\sqrt{k^*(n-k^*)n}} \left| \sum_{i=1}^{k^*} \sum_{j=k^*+1}^n h(X_i, X_j) \right|,$$

it suffices to show that

$$\frac{1}{\sqrt{(\log \log n)k^*(n-k^*)n}} \left| \sum_{i=1}^{k^*} \sum_{j=k^*+1}^n h(X_i, X_j) \right| \xrightarrow{\mathcal{P}} \infty.$$

We obtain the following Hoeffding decomposition

$$h(X_i, X_j) = \delta + h_1(X_i) + h_2(X_j) + \Psi(X_i, X_j), \quad 1 \leq i \leq k^* < j \leq n,$$

where δ is given as in Theorem 2, and where

$$\begin{aligned} h_1(x) &:= Eh(x, X_n) - \delta, \\ h_2(y) &:= Eh(X_1, y) - \delta. \end{aligned}$$

It holds

$$\begin{aligned} (\log \log n)^{-1/2} T_n &\geq \frac{1}{\sqrt{(\log \log n)k^*(n-k^*)n}} \sum_{i=1}^{k^*} \sum_{j=k^*+1}^n (\delta + h_1(X_i) + h_2(X_j) + \Psi(X_i, X_j)) \\ &= \sqrt{\frac{k^*(n-k^*)}{(\log \log n)n}} \delta + \sqrt{\frac{n-k^*}{(\log \log n)k^*n}} \sum_{i=1}^{k^*} h_1(X_i) \\ &\quad + \sqrt{\frac{k^*}{(\log \log n)(n-k^*)n}} \sum_{j=k^*+1}^n h_2(X_j) \\ &\quad + \frac{1}{\sqrt{(\log \log n)k^*(n-k^*)n}} \sum_{i=1}^{k^*} \sum_{j=k^*+1}^n \Psi(X_i, X_j). \end{aligned}$$

By the law of iterated logarithm

$$\begin{aligned}
\sqrt{\frac{n - k^*}{(\log \log n)k^*n}} \left| \sum_{i=1}^{k^*} h_1(X_i) \right| &\leq \sqrt{\frac{1}{(\log \log n)k^*}} \left| \sum_{i=1}^{k^*} h_1(X_i) \right| = O(1) \text{ a.s.}, \\
\sqrt{\frac{k^*}{(\log \log n)(n - k^*)n}} \left| \sum_{j=k^*+1}^n h_2(X_j) \right| &\leq \sqrt{\frac{1}{(\log \log n)(n - k^*)}} \left| \sum_{j=k^*+1}^n h_2(X_j) \right| \\
&\stackrel{\mathcal{D}}{=} \sqrt{\frac{1}{(\log \log n)(n - k^*)}} \left| \sum_{j=1}^{n-k^*} h_2(X_{j+k^*}) \right| \\
&= O(1) \text{ a.s.}
\end{aligned}$$

It remains to show that

$$\frac{1}{\sqrt{(\log \log n)k^*(n - k^*)n}} \sum_{i=1}^{k^*} \sum_{j=k^*+1}^n \Psi(X_i, X_j) \xrightarrow{\mathcal{P}} 0,$$

as $n \rightarrow \infty$. By Lemma A.3 we have

$$E \left(\sum_{i=1}^{k^*} \sum_{j=k^*+1}^n \Psi(X_i, X_j) \right)^2 \leq C(n - k^*)k^*,$$

for some constant C . We get

$$E \left(\frac{1}{\sqrt{(\log \log n)k^*(n - k^*)n}} \sum_{i=1}^{k^*} \sum_{j=k^*+1}^n \Psi(X_i, X_j) \right)^2 \leq \frac{C}{(\log \log n)n} \rightarrow 0,$$

as $n \rightarrow \infty$, which completes the proof.

4.3. Proof of Theorem 3. For the proof of Theorem 3, we need the following lemmas, which all hold under the assumptions of Theorem 3.

Lemma 4.2.

$$\max_{1 \leq k \leq [n/\log n]} \sqrt{\frac{n}{k(n - k)}} \left| S_k - \frac{k}{n} S_n \right| - \max_{1 \leq k \leq [n/\log n]} \left| \frac{S_k}{\sqrt{k}} \right| = o_p \left(\frac{1}{\sqrt{2 \log \log n}} \right)$$

Proof. For n large, we have

$$\begin{aligned}
& \left| \max_{1 \leq k \leq [n/\log n]} \sqrt{\frac{n}{k(n-k)}} \left| S_k - \frac{k}{n} S_n \right| - \max_{1 \leq k \leq [n/\log n]} \left| \frac{S_k}{\sqrt{k}} \right| \right| \\
& \leq \max_{1 \leq k \leq [n/\log n]} \left| \sqrt{\frac{n}{k(n-k)}} \left| S_k - \frac{k}{n} S_n \right| - \left| \frac{S_k}{\sqrt{k}} \right| \right| \\
& \leq \max_{1 \leq k \leq [n/\log n]} \left| \sqrt{\frac{n}{k(n-k)}} \left(S_k - \frac{k}{n} S_n \right) - \frac{S_k}{\sqrt{k}} \right| \\
& = \max_{1 \leq k \leq [n/\log n]} \left| \left(\sqrt{\frac{n}{(n-k)}} - 1 \right) \frac{S_k}{\sqrt{k}} - \sqrt{\frac{k}{n-k}} \frac{S_n}{\sqrt{n}} \right| \\
(9) \quad & \leq \max_{1 \leq k \leq [n/\log n]} \left(\left| \left(\sqrt{\frac{n}{(n-k)}} - 1 \right) \frac{S_k}{\sqrt{k}} \right| + \left| \sqrt{\frac{k}{n-k}} \frac{S_n}{\sqrt{n}} \right| \right)
\end{aligned}$$

For large n and $1 \leq k \leq [n/\log n]$ the inequalities

$$\sqrt{\frac{n}{n-k}} - 1 \leq \frac{k}{n} \text{ and } \sqrt{\frac{k}{n-k}} \leq 2\sqrt{\frac{k}{n}}$$

are satisfied. So we have that (9) is less or equal to

$$\begin{aligned}
& \max_{1 \leq k \leq [n/\log n]} \left(\left| \frac{k}{n} \frac{S_k}{\sqrt{k}} \right| + \left| 2\sqrt{\frac{k}{n}} \frac{S_n}{\sqrt{n}} \right| \right) \\
& = \max_{1 \leq k \leq [n/\log n]} \sqrt{\frac{k}{n}} \left(\left| \frac{S_k}{\sqrt{n}} \right| + 2 \left| \frac{S_n}{\sqrt{n}} \right| \right) \\
& \leq \frac{1}{\sqrt{\log n}} \max_{1 \leq k \leq [n/\log n]} \left(\left| \frac{S_k}{\sqrt{n}} \right| + 2 \left| \frac{S_n}{\sqrt{n}} \right| \right) \\
& = O_p \left(\frac{1}{\sqrt{\log n}} \right),
\end{aligned}$$

where the last equality holds, as

$$\max_{1 \leq k \leq [n/\log n]} \left(\left| \frac{S_k}{\sqrt{n}} \right| + 2 \left| \frac{S_n}{\sqrt{n}} \right| \right) = O_p(1),$$

since $\max_{1 \leq k \leq [n/\log n]} \left| \frac{S_k}{\sqrt{n}} \right|$ and $\max_{1 \leq k \leq [n/\log n]} \left| \frac{S_n}{\sqrt{n}} \right|$ converge in distribution. Now the claim follows, as $(\frac{1}{\sqrt{\log n}})/(\frac{1}{\sqrt{2 \log \log n}}) \rightarrow 0$, for $n \rightarrow \infty$. \square

Lemma 4.3.

$$\max_{[n/\log n] \leq k \leq [n/2]} \sqrt{\frac{n}{k(n-k)}} \left| S_k - \frac{k}{n} S_n \right| = O_p \left(\sqrt{\log \log \log n} \right)$$

Proof. Since

$$\begin{aligned} & \max_{[n/\log n] \leq k \leq [n/2]} \sqrt{\frac{n}{k(n-k)}} \left| S_k - \frac{k}{n} S_n \right| \\ & \leq \max_{[n/\log n] \leq k \leq [n/2]} 2 \left| \frac{S_k}{\sqrt{k}} \right| + \max_{[n/\log n] \leq k \leq [n/2]} \left| \frac{S_n}{\sqrt{n}} \right| \end{aligned}$$

and the second summand is $O_p(1)$, it suffices to show that

$$\max_{[n/\log n] \leq k \leq [n/2]} \left| \frac{S_k}{\sqrt{k}} \right| = O_p \left(\sqrt{\log \log \log n} \right).$$

By the almost sure invariance principle of Merlevède and Rio (2012), one can find a Brownian motion $(W_t)_{t \geq 0}$ such that

$$\frac{|S_t - W_t|}{\sqrt{t}} = O(t^{-\lambda}) \text{ a.s.},$$

for some $\lambda > 0$. Hence

$$\max_{[n/\log n] \leq k \leq [n/2]} \left| \frac{S_k - W_k}{\sqrt{k}} \right| = O \left(\left(\frac{\log n}{n} \right)^\lambda \right) \text{ a.s.},$$

and thus

$$(10) \quad \max_{[n/\log n] \leq k \leq [n/2]} \left| \frac{S_k}{\sqrt{k}} \right| \leq \max_{[n/\log n] \leq k \leq [n/2]} \left| \frac{W_k}{\sqrt{k}} \right| + \max_{[n/\log n] \leq k \leq [n/2]} \left| \frac{S_k - W_k}{\sqrt{k}} \right|.$$

Set $k = nr$, $r \in (0, 1)$ and consider the first summand of the right-hand side of (10). We have

$$\max_{[n/\log n] \leq nr \leq [n/2]} \left| \frac{W_{nr}}{\sqrt{nr}} \right| \stackrel{\mathcal{D}}{=} \max_{[n/\log n] \leq nr \leq [n/2]} \left| \frac{W_r}{\sqrt{r}} \right| \leq \max_{1/\log n \leq r \leq 1/2} \left| \frac{W_r}{\sqrt{r}} \right|.$$

By the law of the iterated logarithm, it holds for $r \rightarrow 0$

$$|W_r| = O_p \left(\sqrt{2r \log \log r^{-1}} \right).$$

It follows that

$$\max_{1/\log n \leq r \leq 1/2} \left| \frac{W_r}{\sqrt{r}} \right| = O_p \left(\sqrt{\log \log \log n} \right),$$

which completes the proof. \square

For abbreviation, we define $a_n := \sqrt{2 \log \log n}$. Recall that $b_n = 2 \log \log n + \frac{1}{2} \log \log \log n - \frac{1}{2} \log \pi$.

Lemma 4.4.

$$\lim_{n \rightarrow \infty} P \left(a_n \max_{1 \leq k \leq [n/\log n]} \left| \frac{S_k}{\sqrt{k}} \right| - b_n \leq x \right) = \exp(-\exp(-x))$$

Proof. By Theorem 4, one has

$$a_{[n/\log n]} \max_{1 \leq k \leq [n/\log n]} \frac{|S_k|}{\sqrt{k}} - b_{[n/\log n]} \xrightarrow{\mathcal{D}} G.$$

Since

$$\frac{a_n}{a_{[n/\log n]}} \rightarrow 1, \quad b_{[n/\log n]} \frac{a_n}{a_{[n/\log n]}} - b_n \rightarrow 0,$$

as $n \rightarrow \infty$, we obtain with Slutsky's Theorem

$$\begin{aligned} & a_n \max_{1 \leq k \leq [n/\log n]} \frac{|S_k|}{\sqrt{k}} - b_n \\ &= \frac{a_n}{a_{[n/\log n]}} \left(a_{[n/\log n]} \max_{1 \leq k \leq [n/\log n]} \frac{|S_k|}{\sqrt{k}} - b_{[n/\log n]} \right) + b_{[n/\log n]} \frac{a_n}{a_{[n/\log n]}} - b_n \xrightarrow{\mathcal{D}} G. \end{aligned}$$

□

Lemma 4.5.

$$\max_{1 \leq k \leq [n/2]} \sqrt{\frac{n}{k(n-k)}} \left| S_k - \frac{k}{n} S_n \right| - \max_{1 \leq k \leq [n/\log n]} \frac{|S_k|}{\sqrt{k}} = o_p \left(\frac{1}{\sqrt{2 \log \log n}} \right)$$

Proof. Since $\frac{1}{a_n^2} \rightarrow 0$, we can conclude from Lemma 4.4 and Slutsky's Theorem

$$\frac{1}{a_n^2} \left(a_n \max_{1 \leq k \leq [n/\log n]} \frac{|S_k|}{\sqrt{k}} - b_n \right) \xrightarrow{\mathcal{P}} 0.$$

As $\frac{b_n}{a_n^2} \rightarrow 1$, we get

$$\frac{1}{a_n} \max_{1 \leq k \leq [n/\log n]} \frac{|S_k|}{\sqrt{k}} \xrightarrow{\mathcal{P}} 1.$$

By Lemma 4.2, this implies

$$\frac{1}{a_n} \max_{1 \leq k \leq [n/\log n]} \sqrt{\frac{n}{k(n-k)}} \left| S_k - \frac{k}{n} S_n \right| \xrightarrow{\mathcal{P}} 1.$$

By Lemma 4.3, we have

$$\frac{1}{a_n} \max_{[n/\log n] \leq k \leq [n/2]} \sqrt{\frac{n}{k(n-k)}} \left| S_k - \frac{k}{n} S_n \right| \xrightarrow{\mathcal{P}} 0.$$

Thus

$$P \left(\max_{[n/\log n] \leq k \leq [n/2]} \sqrt{\frac{n}{k(n-k)}} \left| S_k - \frac{k}{n} S_n \right| \geq \max_{1 \leq k \leq [n/\log n]} \sqrt{\frac{n}{k(n-k)}} \left| S_k - \frac{k}{n} S_n \right| \right) \rightarrow 0,$$

as $n \rightarrow \infty$, and hence the lemma follows from Lemma 4.2.

□

Lemma 4.6.

$$\max_{1 \leq n-k \leq [n/2]} \sqrt{\frac{n}{k(n-k)}} \left| S_k - \frac{k}{n} S_n \right| - \max_{1 \leq n-k \leq [n/\log n]} \frac{|S_n - S_k|}{\sqrt{n-k}} = o_p \left(\frac{1}{\sqrt{2 \log \log n}} \right)$$

Proof. Follows from Lemma 4.5 and the stationarity under the hypothesis.

□

Applying the above lemmas, we can now prove Theorem 3.

Proof of Theorem 3. We have

$$\begin{aligned} & P \left(a_n \max_{1 \leq k \leq n-1} \sqrt{\frac{n}{k(n-k)}} \left| S_k - \frac{k}{n} S_n \right| - b_n \leq x \right) \\ &= P \left(\max_{1 \leq k \leq \lfloor n/2 \rfloor} \sqrt{\frac{n}{k(n-k)}} \left| S_k - \frac{k}{n} S_n \right| \leq \frac{x + b_n}{a_n}, \max_{1 \leq n-k \leq \lfloor n/2 \rfloor} \sqrt{\frac{n}{k(n-k)}} \left| S_k - \frac{k}{n} S_n \right| \leq \frac{x + b_n}{a_n} \right). \end{aligned}$$

From Lemma 4.5 and Lemma 4.6 we get

$$a_n \max_{1 \leq k \leq \lfloor n/2 \rfloor} \sqrt{\frac{n}{k(n-k)}} \left| S_k - \frac{k}{n} S_n \right| - a_n \max_{1 \leq k \leq \lfloor n/\log n \rfloor} \left| \frac{S_k}{\sqrt{k}} \right| \xrightarrow{\mathcal{P}} 0$$

and

$$a_n \max_{1 \leq n-k \leq \lfloor n/2 \rfloor} \sqrt{\frac{n}{k(n-k)}} \left| S_k - \frac{k}{n} S_n \right| - a_n \max_{1 \leq n-k \leq \lfloor n/\log n \rfloor} \left| \frac{S_n - S_k}{\sqrt{n-k}} \right| \xrightarrow{\mathcal{P}} 0.$$

Applying Lemma 4.4 we get

$$\lim_{n \rightarrow \infty} P \left(\max_{1 \leq k < \lfloor n/\log n \rfloor} \left| \frac{S_k}{\sqrt{k}} \right| \leq \frac{x + b_n}{a_n} \right) = \exp(-\exp(-x)).$$

And again applying Lemma 4.4 to the reversed time series, we get

$$\lim_{n \rightarrow \infty} P \left(\max_{1 \leq n-k \leq \lfloor n/\log n \rfloor} \left| \frac{S_n - S_k}{\sqrt{n-k}} \right| \leq \frac{x + b_n}{a_n} \right) = \exp(-\exp(-x)).$$

Due to the underlying α -mixing process it holds

$$\begin{aligned} & \left| P \left(\max_{1 \leq k \leq \lfloor n/\log n \rfloor} \left| \frac{S_k}{\sqrt{k}} \right| \leq \frac{x + b_n}{a_n}, \max_{1 \leq n-k \leq \lfloor n/\log n \rfloor} \left| \frac{S_n - S_k}{\sqrt{n-k}} \right| \leq \frac{x + b_n}{a_n} \right) \right. \\ & \left. - P \left(\max_{1 \leq k \leq \lfloor n/\log n \rfloor} \left| \frac{S_k}{\sqrt{k}} \right| \leq \frac{x + b_n}{a_n} \right) P \left(\max_{1 \leq n-k \leq \lfloor n/\log n \rfloor} \left| \frac{S_n - S_k}{\sqrt{n-k}} \right| \leq \frac{x + b_n}{a_n} \right) \right| \rightarrow 0. \end{aligned}$$

All in all we get the desired result

$$\lim_{n \rightarrow \infty} P \left(a_n \max_{1 \leq k \leq n-1} \sqrt{\frac{n}{k(n-k)}} \left| S_k - \frac{k}{n} S_n \right| - b_n \leq x \right) = \exp(-2 \exp(-x)).$$

□

4.4. Proof of Theorem 4. First, we state two lemmas, both valid under the assumptions of Theorem 4.

Lemma 4.7.

$$\sqrt{2 \log \log n} Y_n - 2 \log \log n \xrightarrow{\mathcal{P}} -\infty$$

Proof. We apply the following maximal inequality for α -mixing processes, due to Rio (2017)

$$(11) \quad E \left(\max_{1 \leq k \leq n} \left| \sum_{j=1}^k \xi_j \right| \right)^2 \leq 16 \sum_{k=1}^n \int_0^1 \alpha^{-1}(u) Q_k^2(u) du,$$

where Q_k denotes the quantile function of ξ_k . We apply this inequality to the random variables $\xi_k = \frac{X_k}{\sqrt{k}}$. Note that

$$Q_k(u) = \frac{Q_X(u)}{\sqrt{k}}.$$

Furthermore, we use the inequality in Lemma A.1, i.e.

$$\max_{1 \leq k \leq n} \frac{|S_k|}{\sqrt{k}} \leq 2 \max_{1 \leq k \leq n} \left| \sum_{j=1}^k \xi_j \right|.$$

Then, for $K > 0$, we obtain for all $n \geq n_K$

$$\begin{aligned} P\left(\sqrt{2 \log \log n} Y_n - 2 \log \log n \geq -K\right) &\leq P\left(Y_n \geq \sqrt{\log \log n}\right) \\ &\leq P\left(2 \max_{1 \leq k \leq (\log \log n)^\gamma} \left| \sum_{j=1}^k \xi_j \right| \geq \sqrt{\log \log n}\right) \\ &\leq \frac{4}{\log \log n} E\left(\max_{1 \leq k \leq (\log \log n)^\gamma} \left| \sum_{j=1}^k \xi_j \right|\right)^2 \\ &\leq \frac{4}{\log \log n} 16 \sum_{k=1}^{(\log \log n)^\gamma} \int_0^1 \alpha^{-1}(u) Q_k^2(u) du \\ &= \frac{4}{\log \log n} 16 \sum_{k=1}^{(\log \log n)^\gamma} \int_0^1 \alpha^{-1}(u) \frac{Q_X^2(u)}{k} du \\ &\leq \frac{4}{\log \log n} 16 \sum_{k=1}^{(\log \log n)^\gamma} \int_0^1 \alpha^{-1}(u) \frac{Q_{|X|}^2(u)}{k} du \\ &\leq C \frac{1}{\log \log n} \sum_{k=1}^{(\log \log n)^\gamma} \frac{1}{k} \\ &\leq C \frac{\gamma \log \log \log n}{\log \log n} \rightarrow 0. \end{aligned}$$

□

Lemma 4.8. *Let U_n and V_n be real-valued random variables satisfying $U_n \xrightarrow{\mathcal{P}} -\infty$. Then $V_n \xrightarrow{\mathcal{D}} G$ if and only if $\max(U_n, V_n) \xrightarrow{\mathcal{D}} G$.*

Proof. We have the following chain of inequalities

$$P(V_n > x) \leq P(\max(U_n, V_n) > x) \leq P(U_n > x) + P(V_n > x),$$

and hence $|P(\max(U_n, V_n) > x) - P(V_n > x)| \leq P(U_n > x) \rightarrow 0$.

□

Proof of Theorem 4. We define the random variables Y_n and Z_n by

$$Y_n = \max_{1 \leq k \leq (\log \log n)^\gamma} \frac{|S_k|}{\sqrt{k}},$$

$$Z_n = \max_{(\log \log n)^\gamma \leq k \leq n} \frac{|S_k|}{\sqrt{k}},$$

for some $\gamma > \frac{1}{2}$. Note that $\max_{1 \leq k \leq n} \frac{|S_k|}{\sqrt{k}} = \max(Y_n, Z_n)$. Next, we define analogues of the random variables Y_n and Z_n , replacing the partial sum process by Brownian motion

$$\tilde{Y}_n = \max_{1 \leq k \leq (\log \log n)^\gamma} \frac{|W_k|}{\sqrt{k}},$$

$$\tilde{Z}_n = \max_{(\log \log n)^\gamma \leq k \leq n} \frac{|W_k|}{\sqrt{k}}.$$

Note that $\widetilde{M}_n := \max(\tilde{Y}_n, \tilde{Z}_n) = \max_{1 \leq k \leq n} \frac{|W_k|}{\sqrt{k}}$. By the Darling-Erdős theorem for Brownian motion, we know that

$$\sqrt{2 \log \log n} \widetilde{M}_n - b_n \xrightarrow{\mathcal{D}} G.$$

Applying Lemma 4.7 to \tilde{Y}_n , and Lemma 4.8, we obtain that

$$\sqrt{2 \log \log n} \tilde{Z}_n - b_n \xrightarrow{\mathcal{D}} G.$$

In the final step, we employ an almost sure invariance principle which is stated as Theorem 1 in Merlevède and Rio (2012) under a weaker strong mixing condition than we have. We can conclude that, under the assumptions of Theorem 4, there exists a Brownian motion $(W)_{t \geq 0}$, such that

$$|S_k - W_k| = O\left(k^{\frac{1}{2}-\lambda}\right) \text{ a.s. for } \lambda > 0.$$

Hence, we obtain

$$\begin{aligned} \left| \max_{(\log \log n)^\gamma \leq k \leq n} \frac{|S_k|}{\sqrt{k}} - \max_{(\log \log n)^\gamma \leq k \leq n} \frac{|W_k|}{\sqrt{k}} \right| &\leq \max_{(\log \log n)^\gamma \leq k \leq n} \frac{|S_k - W_k|}{\sqrt{k}} \\ &\leq C \max_{(\log \log n)^\gamma \leq k \leq n} \frac{k^{\frac{1}{2}-\lambda}}{\sqrt{k}} \\ &\leq C(\log \log n)^{-\lambda\gamma}. \end{aligned}$$

Since $\lambda\gamma > \frac{1}{2}$, this implies that $\sqrt{\log \log n}(\tilde{Z}_n - Z_n) \xrightarrow{\mathcal{P}} 0$. Hence, we obtain using Slutsky's lemma that

$$\sqrt{2 \log \log n} Z_n - b_n \xrightarrow{\mathcal{D}} G.$$

Now, the statement of Theorem 4 follows from Lemma 4.7 and Lemma 4.8. \square

APPENDIX A. AUXILIARY RESULTS

Lemma A.1. *For all $a_1, \dots, a_k \in \mathbb{R}$, the following inequality holds*

$$\max_{1 \leq k \leq n} \frac{1}{\sqrt{k}} \left| \sum_{j=1}^k a_j \sqrt{j} \right| \leq 2 \max_{1 \leq k \leq n} \left| \sum_{j=1}^k a_j \right|$$

Proof. Define the partial sums $A_j := \sum_{i=1}^j a_i$ and set $A_0 = 0$. Then $a_j = A_j - A_{j-1}$, and thus

$$\begin{aligned} \left| \sum_{j=1}^k a_j \sqrt{j} \right| &= \left| \sum_{j=1}^k (A_j - A_{j-1}) \sqrt{j} \right| \\ &= \left| \sum_{j=1}^{k-1} A_j (\sqrt{j} - \sqrt{j+1}) + A_k \sqrt{k} \right| \\ &\leq \max_{1 \leq j \leq k} |A_j| \sum_{j=1}^{k-1} (\sqrt{j+1} - \sqrt{j}) + |A_k| \sqrt{k} \\ &= \max_{1 \leq j \leq k} |A_j| \sqrt{k} + |A_k| \sqrt{k} \\ &\leq 2\sqrt{k} \max_{1 \leq j \leq k} |A_j|. \end{aligned}$$

□

Remark 1. *This is a special case of an inequality stated as Lemma 1 in Shorack and Smythe (1976).*

Lemma A.2. *Assume that the kernel g satisfies the variation condition. Let $m = \max\{i_{(2)} - i_{(1)}, i_{(4)} - i_{(3)}\}$, where $\{i_1, i_2, i_3, i_4\} = \{i_{(1)}, i_{(2)}, i_{(3)}, i_{(4)}\}$ and $i_{(1)} \leq i_{(2)} \leq i_{(3)} \leq i_{(4)}$. If g is a bounded kernel, then there exists a constant C such that*

$$|E(g(X_{i_1}, X_{i_2})g(X_{i_3}, X_{i_4}))| \leq C \sqrt{\int_0^{\alpha(m)} Q_{|X|}(u) du}.$$

Proof. For simplicity we consider the case $i_1 < i_2 < i_3 < i_4$ and $i_2 - i_1 \geq i_4 - i_3$. We can assume that there exists a uniform on $[0, 1]$ random variable that is independent of $(X_i)_{i \geq 1}$. With Theorem 1 of Peligrad (2002), choose a random variable X'_{i_1} independent of $X_{i_2}, X_{i_3}, X_{i_4}$ with the same distribution as X_{i_1} and

$$P(|X_{i_1} - X'_{i_1}| \geq \varepsilon) \leq \frac{4 \int_0^{\alpha(m)} Q_{|X|}(u) du}{\varepsilon}.$$

As g is a degenerate kernel, we have

$$E(g(X'_{i_1}, X_{i_2})g(X_{i_3}, X_{i_4})) = 0.$$

If g is bounded by M and satisfies the variation condition with constant L , then we have for all ε

$$\begin{aligned}
& |E(g(X_{i_1}, X_{i_2})g(X_{i_3}, X_{i_4}))| \\
&= |E(g(X_{i_1}, X_{i_2})g(X_{i_3}, X_{i_4})) - E(g(X'_{i_1}, X_{i_2})g(X_{i_3}, X_{i_4}))| \\
&= |E((g(X_{i_1}, X_{i_2}) - g(X'_{i_1}, X_{i_2}))g(X_{i_3}, X_{i_4}))| \\
&\leq M \left(\left| E\left((g(X_{i_1}, X_{i_2}) - g(X'_{i_1}, X_{i_2}))1_{\{|X_{i_1} - X'_{i_1}| \geq \varepsilon\}} \right) \right| \right. \\
&\quad \left. + \left| E\left((g(X_{i_1}, X_{i_2}) - g(X'_{i_1}, X_{i_2}))1_{\{|X_{i_1} - X'_{i_1}| < \varepsilon\}} \right) \right| \right) \\
&\leq 2M^2 P(|X_{i_1} - X'_{i_1}| \geq \varepsilon) + L\varepsilon M \\
&= 8M^2 \frac{\int_0^{\alpha(m)} Q_{|X|}(u) du}{\varepsilon} + L\varepsilon M.
\end{aligned}$$

Setting $\varepsilon = \sqrt{\int_0^{\alpha(m)} Q_{|X|}(u) du}$, we arrive at

$$|E(g(X_{i_1}, X_{i_2})g(X_{i_3}, X_{i_4}))| \leq (8M^2 + LM) \sqrt{\int_0^{\alpha(m)} Q_{|X|}(u) du}.$$

□

Lemma A.3. *In addition to the conditions of Lemma A.2, let*

$$\sum_{k=1}^{\infty} k \sqrt{\int_0^{\alpha(k)} Q_{|X|}(u) du} < \infty.$$

Then there exists a constant C such that

$$E \left(\sum_{i=1}^k \sum_{j=k+1}^n g(X_i, X_j) \right)^2 \leq Ck(n-k).$$

Proof. This was proved for functionals of absolutely regular processes by Dehling et al. (2015) in Lemma 1. They make use of an upper bound for the expectations $|E(g(X_{i_1}, X_{i_2})g(X_{i_3}, X_{i_4}))|$. Such a bound for an α -mixing process is stated in Lemma A.2. The rest of the proof is analogous. □

REFERENCES

- [1] J. Antoch, M. Hušková, and Z. Prášková. Effect of dependence on statistics for determination of change. *J. Statist. Plann. Inference*, 60(2):291–310, 1997.
- [2] M. Csörgő and L. Horváth. Invariance Principles for Change-point Problems. *J. Multivariate Anal.*, 27(1):151–168, 1988.
- [3] M. Csörgő and L. Horváth. *Limit Theorems in Change-Point Analysis*. Wiley Series in Probability and Statistics. John Wiley & Sons, Ltd., Chichester, 1997.
- [4] M. Csörgő, B. Szyszkowicz, and Q. Wang. Asymptotics of Studentized U-type processes for change-point problems. *Acta Math. Hungar.*, 121(4):333–357, 2008.
- [5] B. S. Darkhovskh. A Nonparametric Method for the a Posteriori Detection of the “Disorder” Time of a Sequence of Independent Random Variables. *Theory Probab. Appl.*, 21(1):178–183, 1976.

- [6] H. Dehling, R. Fried, I. Garcia, and M. Wendler. Change-Point Detection Under Dependence Based on Two-Sample U-Statistics. In D. Dawson, R. Kulik, M. Ould Haye, B. Szyszkowicz, and Y. Zhao, editors, *Asymptotic Laws and Methods in Stochastics*, volume 76, pages 195–220. Springer, New York, NY, 2015.
- [7] H. Dehling, R. Fried, O. Sharipov, D. Vogel, and M. Wornowizki. Estimation of the variance of partial sums of dependent processes. *Statist. Probab. Lett.*, 83(1):141–147, 2013.
- [8] H. Dehling, R. Fried, and M. Wendler. A robust method for shift detection in time series. *Biometrika*, 107(3):647–660, 2020.
- [9] H. Dehling, A. Rooch, and M. Wendler. Two-Sample U-Statistic Processes for Long-Range Dependent Data. *Statistics*, 51(1):84–104, 2017.
- [10] M. Denker and G. Keller. Rigorous Statistical Procedures for Data from Dynamical Systems. *J. Stat. Phys.*, 44:67–93, 1986.
- [11] D. Ferger. On the power of nonparametric changepoint-tests. *Metrika*, 41(1):277–292, 1994.
- [12] E. Gombay. U-Statistics for Change under Alternatives. *J. Multivariate Anal.*, 78(1):139–158, 2001.
- [13] W. Hoeffding. A Class of Statistics with Asymptotically Normal Distribution. *Ann. Math. Statist.*, 19(3):293–325, 1948.
- [14] F. Merlevède and E. Rio. Strong approximation of partial sums under dependence conditions with application to dynamical systems. *Stochastic Process. Appl.*, 122(1):386–417, 2012.
- [15] M. Peligrad. Some remarks on coupling of dependent random variables. *Statist. Probab. Lett.*, 60(2):201–209, 2002.
- [16] A. N. Pettitt. A Non-Parametric Approach to the Change-Point Problem. *J. R. Stat. Soc. Ser. C. Appl. Stat.*, 28(2):126–135, 1979.
- [17] E. Rio. Covariance inequalities for strongly mixing processes. *Ann. Inst. Henri Poincaré Probab. Stat.*, 29(4):587–597, 1993.
- [18] E. Rio. *Asymptotic Theory of Weakly Dependent Random Processes*, volume 80. Springer, Berlin, 2017.
- [19] M. Rosenblatt. A Central Limit Theorem and a Strong Mixing Condition. *Proc. Natl. Acad. Sci. USA*, 42(1):43–47, 1956.
- [20] R. J. Serfling. Moment Inequalities for the Maximum Cumulative Sum. *Ann. Math. Statist.*, 41(4):1227–1234, 1970.
- [21] G. R. Shorack. Extension of the Darling and Erdős Theorem on the Maximum of Normalized Sums. *Ann. Probab.*, 7(6):1092–1096, 1979.
- [22] G. R. Shorack and R. T. Smythe. Inequalities for $\max |S_k|/b_k$ where $k \in N^r$. *Proc. Amer. Math. Soc.*, 54(1):331–336, 1976.
- [23] Yi-C. Yao and R. Davis. The Asymptotic Behavior of the Likelihood Ratio Statistic for Testing a Shift in Mean in a Sequence of Independent Normal Variates. *Sankhyā Ser. A*, 48(3):339–353, 1986.

FAKULTÄT FÜR MATHEMATIK, RUHR-UNIVERSITÄT BOCHUM, 44780 BOCHUM, GERMANY

Email address: herold.dehling@ruhr-uni-bochum.de

FAKULTÄT FÜR MATHEMATIK, RUHR-UNIVERSITÄT BOCHUM, 44780 BOCHUM, GERMANY

Email address: kata.vuk@ruhr-uni-bochum.de

INSTITUT FÜR MATHEMATISCHE STOCHASTIK, OTTO-VON-GUERICKE-UNIVERSITÄT MAGDEBURG,
39106 MAGDEBURG, GERMANY

Email address: martin.wendler@ovgu.de