

Enriched Pitman–Yor processes

Tommaso Rigon¹, Bruno Scarpa² and Sonia Petrone³

¹*Department of Statistical Science, Duke University, Durham, U.S.A.*

²*Department of Statistical Sciences, Università degli studi di Padova, Padova, Italy*

³*Department of Decision Sciences, Bocconi University, Via Roentgen 1, Milano, Italy*

Abstract

In Bayesian nonparametrics there exists a rich variety of discrete priors, including the Dirichlet process and its generalizations, which are nowadays well-established tools. Despite the remarkable advances, few proposals are tailored for modeling observations lying on product spaces, such as \mathbb{R}^p . In this setting, most of the available priors lack of flexibility and they do not allow for separate partition structures among the spaces. We address these issues by introducing a discrete nonparametric prior termed enriched Pitman–Yor process (EPY). Theoretical properties of this novel prior are extensively investigated. Specifically, we discuss its formal link with the enriched Dirichlet process and normalized random measures, we describe a square-breaking representation and we obtain closed form expressions for the posterior law and the involved urn schemes. In second place, we show that several existing approaches, including Dirichlet processes with a spike and slab base measure and mixture of mixtures models, implicitly rely on special cases of the EPY, which therefore constitutes a unified probabilistic framework for many Bayesian nonparametric priors. Interestingly, our unifying formulation will allow to naturally extend these models, while preserving their analytical tractability. As an illustration, we employ the EPY for a species sampling problem in ecology.

1 INTRODUCTION

The Dirichlet process (DP) of [Ferguson \(1973\)](#) is a widely employed nonparametric *discrete* prior which arguably stands because of its analytical tractability. Despite its popularity, the DP may be a restrictive modeling choice as it depends on a single parameter controlling both the variability and the random partition it induces. To overcome these limitations several proposals have been made, including the Pitman–Yor process (PY) discussed in [Perman et al. \(1992\)](#), [Pitman and Yor \(1997\)](#), the enriched Dirichlet process ([Wade et al., 2011](#)), and the very general classes of Gibbs-type priors ([De Blasi et al., 2015](#)), normalized random measures with independent increments ([Regazzini et al., 2003](#)), and species

sampling models (Pitman, 1996). These extensions offer a richer modeling framework while preserving the tractability of the DP. One may refer to Lijoi and Prünster (2010) for an overview.

Unfortunately, none of the aforementioned priors has been specifically designed to model exchangeable observations lying on a product space, such as \mathbb{R}^2 . More precisely, let \mathbb{X} and \mathbb{Y} be two complete and separable Polish spaces and let $((X_n, Y_n))_{n \geq 1}$ be an infinite sequence of exchangeable random elements taking values in the product space $\mathbb{X} \times \mathbb{Y}$. Then, de Finetti theorem guarantees that, conditionally on a random probability measure \tilde{p} , the random elements (X_n, Y_n) are independent and identically distributed (iid), namely

$$\begin{aligned} (X_n, Y_n) \mid \tilde{p} &\stackrel{\text{iid}}{\sim} \tilde{p}, & n \geq 1, \\ \tilde{p} &\sim \mathcal{Q}, \end{aligned} \tag{1}$$

where \mathcal{Q} is the prior law. In our motivating application, the random variables X_n and Y_n represent the family and the species of a tree in the Amazonian basin, respectively. Given a collection of observations, we are then interested in predicting the number of novel species that one would get in a future sample. However, neither the DP, the PY, or other species sampling models are suitable priors \mathcal{Q} . Indeed, these choices would associate the discovery of a new species with that of a new family, which is an unrealistic assumption. Instead, we seek priors inducing nested mechanisms, so that the discovery of a new family of trees corresponds to that of a new species, but not viceversa.

A more suitable prior for model (1) is the so-called enriched Dirichlet process (EDP) of Wade et al. (2011). Such a specification allows for a finer control of the dependence structure between each X_n and Y_n and leads to the desired nested clustering. These appealing features have been exploited in Wade et al. (2014) and Gadd et al. (2019) for Bayesian nonparametric regression models. The “enriched” terminology stems from the connection with enriched conjugate distributions for the natural exponential family (Consonni and Veronese, 2001). Unfortunately, the EDP inherits also some of the drawbacks shared by all Dirichlet-based priors, which indeed motivated our extension. For instance, the probability of observing a new species in the urn scheme of the DP (i.e. Blackwell and MacQueen, 1973), solely depends on the sample size and not on the previously observed values. As remarked by Lijoi et al. (2007a), this simplifying assumption is particularly problematic in species sampling problems, because the posterior probability of discovering a new species essentially does not depend on the data. In addition, this feature of the DP leads to a logarithmic growth of the number of clusters and to a lack of robustness with respect to miscalibrated prior choices, which might be undesirable in several applied contexts; see e.g. Lijoi et al. (2007b) and De Blasi et al. (2015). Finally, refer to Dunson et al. (2008) for another nonparametric model with nested partitions.

We address these issues by presenting a novel discrete prior \mathcal{Q} which we term *enriched Pitman–Yor* process (EPY). Such a specification is built upon the EDP and the PY process and it combines their appealing peculiarities, leading to different rates for the number of clusters and more robust

Bayesian estimators for species sampling models. Importantly, the improved flexibility is attained while preserving analytical and computational tractability. Specifically, we obtain simple urn schemes, a tractable posterior characterization, and a so-called square-breaking representation. In addition, we show that the EPY can be defined by normalizing a suitable random measure. This alternative definition parallels the construction of [Regazzini et al. \(2003\)](#) and it has important theoretical implications. As an illustration, we will employ the EPY to estimate the number of unobserved species in the Amazonian tree flora. The EPY is shown to provide more accurate predictions compared both to the DP and the EDP.

Beside their key role for the modeling of observations in product spaces, EPY priors are provably useful also in standard settings. Specifically, consider an exchangeable sequence $(Y_n)_{n \geq 1}$ taking values in \mathbb{Y} and let

$$\begin{aligned} Y_n | \tilde{p}_Y &\stackrel{\text{iid}}{\sim} \tilde{p}_Y, & n \geq 1, \\ \tilde{p}_Y &\sim \mathcal{Q}_Y, \end{aligned} \tag{2}$$

Hence, one can consider a *marginal* EPY process as the prior \mathcal{Q}_Y , which is defined as

$$\tilde{p}_Y(B) = \tilde{p}(\mathbb{X} \times B), \quad \tilde{p} \sim \mathcal{Q}, \tag{3}$$

for any Borel set $B \subseteq \mathbb{Y}$, where the prior law \mathcal{Q} is an EPY process on $\mathbb{X} \times \mathbb{Y}$. In such a setting, the space \mathbb{X} should be interpreted as a latent dimension that induces enriched specifications. It will be shown that the marginal EPY \tilde{p}_Y can be regarded as an infinite mixture of PY processes, which is arguably much more flexible than a single PY process.

We show that model (2) includes a rich variety of prior proposals in the literature as special case. To the best of our knowledge, their connection with enriched processes has not been previously emphasized. For example, a specific marginal EPY process has been implicitly employed in [Scarpa and Dunson \(2014\)](#) for the analysis of functional data. Dirichlet processes with spike and slab base measures (e.g. [MacLehose et al., 2007](#); [Dunson et al., 2008](#); [Guindani et al., 2009](#)), or general atomic contaminations ([Scarpa and Dunson, 2009](#)), are actually special cases of a marginal EDP. A mixture of finite-dimensional DPs has been employed in [Malsiner-Walli et al. \(2017\)](#) and [Rigon \(2019\)](#) to perform model-based clustering, while convex combinations of DPs have been considered by [Müller et al. \(2004\)](#), [Lijoi et al. \(2014\)](#) to induce dependence across groups of random variables. These models are also strongly linked to the marginal EPY. Thorough the paper, we will point out the connections between the EPY and the aforementioned methods, aiming at providing a unified probabilistic framework for this class of processes. Importantly, our general description of EPY processes suggest several modeling extensions.

The paper is organized as follows. In [Section 2](#) we introduce the EPY process and we discuss its fundamental probabilistic characterizations, including the square-breaking construction. In [Section 3](#) we discuss an enriched urn scheme and posterior representations. In [Section 4](#) we illustrate the marginal

EPY process and its connection with several existing approaches, and we propose numerous extensions. Finally, in Section 5 we employ the EPY for predicting the number of unobserved species of trees in the Amazonian basin. All the proofs are collected in the Appendix.

2 THE ENRICHED PITMAN–YOR PROCESS

The EPY is built upon the DP and the PY processes, of which we provide a concise overview that will be further useful to set the notation we will use throughout. One can refer to [Lijoi and Prünster \(2010\)](#) and [De Blasi et al. \(2015\)](#) for more structured reviews. The definition of the EPY process is given in Section 2.2, together with the so-called square-breaking representation. Section 2.3 is devoted to further theoretical results about a special case of the EPY process.

2.1 BACKGROUND MATERIAL

The PY process is a probability law on a random discrete distribution, that can be defined through the so-called stick-breaking construction. Let P be a probability measure on $\mathbb{X} \times \mathbb{Y}$ and let $(\nu_j)_{j \geq 1}$ be a sequence of independent Beta random variables with $\nu_j \sim \text{BETA}(1 - \sigma, \alpha + j\sigma)$ independently, where either $\sigma \in [0, 1)$ and $\alpha > -\sigma$, or $\sigma = -\alpha/H$ and $\alpha > 0$ for some integer $H \in \{2, 3, \dots\}$. A discrete random probability measure \tilde{p} follows a PY process with parameters $(\sigma, \alpha P)$, written $\tilde{p} \sim \text{PY}(\sigma, \alpha P)$, if

$$\tilde{p}(\cdot) = \sum_{h=1}^{\infty} \xi_h \delta_{(\phi_h, \theta_h)}(\cdot), \quad (\phi_h, \theta_h) \stackrel{\text{iid}}{\sim} P, \quad (4)$$

with $\xi_h = \nu_h \prod_{j=1}^{h-1} (1 - \nu_j)$ for $h \geq 1$, where we agree that $\pi_1 = \nu_1$. The parameter σ is often called discount or stable parameter whereas α is termed total mass or precision. If $\sigma = 0$, then \tilde{p} in equation (4) defines a DP and we write $\tilde{p} \sim \text{DP}(\alpha P)$. If instead $\sigma = -\alpha/H$ and $\alpha > 0$, then the stick-breaking construction is degenerate because $\nu_H = 1$, implying that $\sum_{h=1}^H \xi_h = 1$ for a finite integer $H < \infty$. This special case of PY, called Dirichlet multinomial process, or Fisher process, admits the following alternative representation

$$\tilde{p}(\cdot) \stackrel{\text{d}}{=} \sum_{h=1}^H W_h \delta_{(\phi_h, \theta_h)}(\cdot), \quad (W_1, \dots, W_H) \sim \text{DIRICHLET}(\alpha/H, \dots, \alpha/H),$$

where $(\phi_h, \theta_h) \stackrel{\text{iid}}{\sim} P$ and with $\stackrel{\text{d}}{=}$ denoting the equality in distribution. Thus, when $\sigma < 0$, the PY reduces to a finite-dimensional discrete prior law having symmetric Dirichlet weights. One may refer to the Appendix A.1 of [Pitman and Yor \(1997\)](#) for such a distributional equivalence.

Although the DP is a special case of (4), throughout the paper we will make extensive use of an alternative construction based on completely random measures. This approach is somewhat less straightforward compared to (4), but it has important theoretical implications. Broadly speaking, a

DP can be obtained as the normalization of a Gamma process (Ferguson, 1973), which in turn can be represented as $\tilde{\mu}(\cdot) = \sum_{h=1}^{\infty} J_h \delta_{(\tilde{\phi}_h, \tilde{\theta}_h)}(\cdot)$, where $J_1 \geq J_2 \geq \dots$ is a collection of ordered positive random jumps whose distribution is given in Ferguson and Klass (1972), that are independent on the random locations $(\tilde{\phi}_h, \tilde{\theta}_h) \stackrel{\text{iid}}{\sim} P$. The law of a Gamma random measure $\tilde{\mu}$ is uniquely characterized by its Laplace functional, namely

$$\mathbb{E} \left\{ e^{-\tilde{\mu}(f)} \right\} = \exp \left\{ -\alpha \int_{\mathbb{X} \times \mathbb{Y}} \log \{1 + f(x, y)\} P(dx, dy) \right\}, \quad (5)$$

with $\alpha > 0$ and for any positive and measurable function $f : \mathbb{X} \times \mathbb{Y} \rightarrow \mathbb{R}^+$ such that $\tilde{\mu}(f) = \int_{\mathbb{X} \times \mathbb{Y}} f(x, y) \tilde{\mu}(dx, dy) < \infty$ almost surely. We write $\tilde{\mu} \sim \text{GAP}(\alpha P)$. The DP is then defined as the normalization of $\tilde{\mu}$, that is, if $\tilde{\mu} \sim \text{GAP}(\alpha P)$ then $\tilde{p}(\cdot) = \tilde{\mu}(\cdot) / \tilde{\mu}(\mathbb{X} \times \mathbb{Y}) \sim \text{DP}(\alpha P)$.

2.2 DEFINITION OF THE ENRICHED PITMAN–YOR PROCESS

Paralleling the construction of the DP, we define the EPY process through the normalization of a random measure that we call *Gamma and Pitman–Yor* process (GA-PY).

Definition 1. Let P be a probability measure on the product space $\mathbb{X} \times \mathbb{Y}$, with $P(A \times B) = \int_A P_{Y|X}(B | x) P_X(dx)$ for any Borel sets $A \subseteq \mathbb{X}$ and $B \subseteq \mathbb{Y}$. Moreover, let $\alpha > 0$ and $\sigma(x), \beta(x)$ be functions such that either $\sigma(x) \in [0, 1)$ and $\beta(x) > -\sigma(x)$ or $\sigma(x) = -\beta(x)/H(x)$ and $\beta(x) > 0$, where $H(x) \in \{2, 3, \dots\}$. Define a random measure $\tilde{\mu}_X$ on \mathbb{X} and a family of random probability measures $\tilde{p}_{Y|X}(\cdot | x)$ on \mathbb{Y} , for $x \in \mathbb{X}$, such that

$$\tilde{\mu}_X \sim \text{GAP}(\alpha P_X), \quad \tilde{p}_{Y|X}(\cdot | x) \stackrel{\text{ind}}{\sim} \text{PY}\{\sigma(x), \beta(x) P_{Y|X}(\cdot | x)\}, \quad x \in \mathbb{X},$$

independently among themselves. Then the random measure $\tilde{\mu}$ on the product space $\mathbb{X} \times \mathbb{Y}$, defined as

$$\tilde{\mu}(A \times B) = \int_A \tilde{p}_{Y|X}(B | x) \tilde{\mu}_X(dx), \quad A \subseteq \mathbb{X}, \quad B \subseteq \mathbb{Y}.$$

is said to be distributed as a *Gamma and Pitman–Yor* process (GA-PY) with parameters $\alpha P_X, \sigma(x)$ and $\beta(x) P_{Y|X}$. We will write $\tilde{\mu} \sim \text{GA-PY}(\alpha P_X, \sigma(x), \beta(x) P_{Y|X})$.

Ensuring that a GA-PY process is a well defined stochastic process is a quite technical measure-theoretic issue, but one can rely on the steps given in Wade et al. (2011) for the EDP, which can be adapted to our settings. We are now ready to provide the definition of the EPY process, which is obtained as the normalization of the GA-PY random measure.

Definition 2. Let $\tilde{\mu}$ be a random measure with $\tilde{\mu} \sim \text{GA-PY}(\alpha P_X, \sigma(x), \beta(x) P_{Y|X})$. The random probability measure \tilde{p} on the product space $\mathbb{X} \times \mathbb{Y}$

$$\tilde{p}(\cdot) = \frac{\tilde{\mu}(\cdot)}{\tilde{\mu}(\mathbb{X} \times \mathbb{Y})},$$

is said to be distributed according to an *enriched Pitman–Yor* process (EPY) with parameters $\alpha P_X, \sigma(x)$ and $\beta(x)P_{Y|X}$. We will write $\tilde{p} \sim \text{EPY}(\alpha P_X, \sigma(x), \beta(x)P_{Y|X})$.

The normalizing constant $\tilde{\mu}(\mathbb{X} \times \mathbb{Y})$ in the above definition is a positive random variable such that $\tilde{\mu}(\mathbb{X} \times \mathbb{Y}) = \int_{\mathbb{X}} \tilde{p}_{Y|X}(\mathbb{Y} | x) \tilde{\mu}_X(dx) = \tilde{\mu}_X(\mathbb{X})$ almost surely (a.s.). Hence, for any Borel sets $A \subseteq \mathbb{X}$ and $B \subseteq \mathbb{Y}$, an EPY process can be written as follows

$$\tilde{p}(A \times B) = \int_A \tilde{p}_{Y|X}(B | x) \frac{\tilde{\mu}_X}{\tilde{\mu}_X(\mathbb{X})}(dx) = \int_A \tilde{p}_{Y|X}(B | x) \tilde{p}_X(dx), \quad (6)$$

where $\tilde{p}_X(\cdot) = \tilde{\mu}_X(\cdot) / \tilde{\mu}_X(\mathbb{X}) \sim \text{DP}(\alpha P_X)$. This clarifies that the EDP of [Wade et al. \(2011\)](#) is a special case of the EPY if $\sigma(x) = 0$ for any $x \in \mathbb{X}$. In addition, note that the DP on the product space $\mathbb{X} \times \mathbb{Y}$ is a limiting case of the EPY, occurring when $\beta(x) \rightarrow -\sigma(x)$ for any $x \in \mathbb{X}$. Indeed, at the limit, each conditional law reduces to a point mass, i.e. $\tilde{p}_{Y|X}(B | x) = \delta_{\theta_1(x)}(B)$, with $\theta_1(x) \sim P_{Y|X}(\cdot; x)$, therefore

$$\tilde{p}(A \times B) = \sum_{h=1}^{\infty} \xi_h \delta_{\phi_h}(A) \delta_{\theta_1(\phi_h)}(B) = \sum_{h=1}^{\infty} \xi_h \delta_{(\phi_h, \theta_h)}(A \times B), \quad (\phi_h, \theta_h) \stackrel{\text{iid}}{\sim} P,$$

as each $\beta(x) \rightarrow -\sigma(x)$, where $(\xi_h)_{h \geq 1}$ are the stick-breaking weights of \tilde{p}_X . Summarizing, an EPY process \tilde{p} on $\mathbb{X} \times \mathbb{Y}$ reduces to a DP(αP), as $\beta(x) \rightarrow -\sigma(x)$ for any $x \in \mathbb{X}$. Finally, note that the baseline measures $P_X, P_{Y|X}$ and P can be interpreted as “prior guesses” for the distribution of the observations, because one has

$$\mathbb{E}\{\tilde{p}_X(A)\} = P_X(A), \quad \mathbb{E}\{\tilde{p}_{Y|X}(B | x)\} = P_{Y|X}(B | x), \quad \mathbb{E}\{\tilde{p}(A \times B)\} = P(A \times B),$$

for any $x \in \mathbb{X}$ and Borel set $A \subseteq \mathbb{X}$ and $B \subseteq \mathbb{Y}$, and recalling that $P(A \times B) = \int_A P_{Y|X}(B | x) P_X(dx)$.

The EPY can be alternatively defined through a square-breaking representation. Such an equivalent definition, presented in the next proposition, is important especially for computational reasons, as one might truncate the involved series to approximate the infinite-dimensional process; see e.g. [Ishwaran and James \(2001\)](#); [Scarpa and Dunson \(2014\)](#). In addition, it emphasizes that the EPY is a discrete random probability measure.

Proposition 1. *Let the quantities $\alpha P_X, \sigma(x), \beta(x)P_{Y|X}$ be as in Definition 1. Suppose \tilde{p} is a random probability measure on $\mathbb{X} \times \mathbb{Y}$ such that*

$$\tilde{p}(A \times B) = \sum_{\ell=1}^{\infty} \sum_{h=1}^{\infty} \xi_{\ell} \pi_h(\phi_{\ell}) \delta_{\phi_{\ell}}(A) \delta_{\theta_h(\phi_{\ell})}(B), \quad A \subseteq \mathbb{X}, \quad B \subseteq \mathbb{Y}.$$

Moreover, let $\xi_{\ell} = \nu_{\ell} \prod_{j=1}^{\ell-1} (1 - \nu_j)$ and $\pi_h(x) = \eta_h(x) \prod_{j=1}^{h-1} \{1 - \eta_j(x)\}$ for any $\ell \geq 1$ and $h \geq 1$, with

$$\begin{aligned} \nu_j &\stackrel{\text{iid}}{\sim} \text{BETA}(1, \alpha), & \phi_{\ell} &\stackrel{\text{iid}}{\sim} P_X, \\ \eta_j(x) &\stackrel{\text{ind}}{\sim} \text{BETA}\{1 - \sigma(x), \beta(x) + j\sigma(x)\}, & \theta_h(x) &\stackrel{\text{iid}}{\sim} P_{Y|X}(\cdot | x), \end{aligned}$$

independently among themselves for any $j \geq 1, \ell \geq 1, h \geq 1$ and $x \in \mathbb{X}$. It follows that $\tilde{p} \sim \text{EPY}(\alpha P_X, \sigma(x), \beta(x)P_{Y|X})$.

When $\sigma(x) = 0$, one recovers the square-breaking construction of the EDP given in [Wade et al. \(2011\)](#). Moreover, if the discount parameter $\sigma(x)$ is strictly negative for any $x \in \mathbb{X}$, then the square-breaking representation simplifies, because in this case the conditional laws $\tilde{p}_{Y|X}$ of the EPY process are finite-dimensional, as discussed in [Section 2.1](#).

2.3 THE DISCRETE CASE

In this section we focus on a special case of the EPY process, arising when the marginal baseline measure P_X is discrete. More precisely, let $\{x_1, \dots, x_L\}$ be a collection of elements in \mathbb{X} and let $P_X(\cdot) = \sum_{\ell=1}^L \alpha_\ell / \alpha \delta_{x_\ell}(\cdot)$. For the sake of the exposition we consider $L < \infty$, although our results may be easily extended to the countable case. Discrete baseline measures may have important and unexpected distributional consequences ([Camerlenghi et al., 2019](#); [Lijoi et al., 2020](#)). In our case, such an assumption leads to remarkable simplifications. To illustrate the effects of this choice, we begin our discussion with an example.

Example 1 (Marginal EPY process with discrete P_X). Let $\tilde{\mu}_X \sim \text{GAP}(\alpha P_X)$ with discrete $P_X(\cdot) = \sum_{\ell=1}^L \alpha_\ell / \alpha \delta_{x_\ell}(\cdot)$, then

$$\tilde{\mu}_X(\cdot) \stackrel{\text{d}}{=} \sum_{\ell=1}^L V_\ell \delta_{x_\ell}(\cdot), \quad V_\ell \stackrel{\text{ind}}{\sim} \text{GA}(\alpha_\ell, 1), \quad \ell = 1, \dots, L.$$

Hence, the locations are *deterministic* and the jumps are independent. As a consequence, the distribution of a marginal EPY process on \mathbb{Y} becomes

$$\tilde{p}_Y(\cdot) \stackrel{\text{d}}{=} \sum_{\ell=1}^L \Pi_\ell \tilde{p}_{Y|X}(\cdot | x_\ell) = \sum_{\ell=1}^L \sum_{h=1}^{\infty} \Pi_\ell \pi_{\ell h}(x_\ell) \delta_{\theta_{\ell h}(x_\ell)}(\cdot),$$

with $(\Pi_1, \dots, \Pi_L) \sim \text{DIRICHLET}(\alpha_1, \dots, \alpha_L)$. Compared to the general square-breaking representation, note that in the above equation the \mathbb{X} -valued random locations $(\phi_h)_{h \geq 1}$ are replaced by the fixed values x_1, \dots, x_L .

The modeling implications of the discreteness of P_X will be extensively discussed in [Section 4](#). Instead, here we aim at providing alternative characterization theorems for the EPY process with a discrete P_X , which may be used to study its distributional properties. Indeed, in this case, the Laplace functional characterizing a Gamma and Pitman–Yor random measure admits a simple expression, highlighting important connections with Cauchy–Stieltjes transforms. This is clarified in the following Theorem.

Theorem 1. *Let $\tilde{\mu} \sim \text{GA-PY}(\alpha P_X, \sigma(x), \beta(x) P_{Y|X})$ with $P_X(\cdot) = \sum_{\ell=1}^L \alpha_\ell / \alpha \delta_{x_\ell}(\cdot)$. Then,*

$$\mathbb{E} \left\{ e^{-\tilde{\mu}(f)} \right\} = \prod_{\ell=1}^L \mathbb{E} \left[\left\{ 1 + \tilde{p}_{Y|X}(f | x_\ell) \right\}^{-\alpha_\ell} \right],$$

where $\tilde{p}_{Y|X}(f | x) = \int_{\mathbb{Y}} f(x, y) \tilde{p}_{Y|X}(dy | x)$ for any $x \in \mathbb{X}$ and for any measurable function $f : \mathbb{X} \times \mathbb{Y} \rightarrow \mathbb{R}^+$ such that $\tilde{\mu}(f) < \infty$ almost surely.

The expectation appearing in the right hand side of the above Laplace functional is called generalized Cauchy-Stieltjes transform and it can be computed in closed form in some special cases. For example, the so-called Cifarelli-Regazzini identity (Cifarelli and Regazzini, 1990) implies that if $\tilde{p} \sim \text{DP}(\alpha P)$ and $\tilde{\mu} \sim \text{GAP}(\alpha P)$ then

$$\mathbb{E} [\{1 + \tilde{p}(f)\}^{-\alpha}] = \mathbb{E} \left\{ e^{-\tilde{\mu}(f)} \right\}, \quad (7)$$

for any positive and measurable function $f : \mathbb{X} \times \mathbb{Y} \rightarrow \mathbb{R}^+$ such that $\tilde{\mu}(f) < \infty$ almost surely. As an application of the identity in equation (7), we obtain the next Corollary.

Corollary 1. *Let $\tilde{\mu} \sim \text{GA-PY}(\alpha P_X, \sigma(x), \beta(x) P_{Y|X})$ and let $P_X(\cdot) = \sum_{\ell=1}^L \alpha_\ell / \alpha \delta_{x_\ell}(\cdot)$. Moreover, assume that $\sigma(x_\ell) = 0$ and $\alpha_\ell = \beta(x_\ell)$ for any $\ell = 1, \dots, L$. Then*

$$\mathbb{E} \left\{ e^{-\tilde{\mu}(f)} \right\} = \exp \left\{ -\alpha \int_{\mathbb{X} \times \mathbb{Y}} \log \{1 + f(x, y)\} P(dx, dy) \right\},$$

for any positive and measurable function $f : \mathbb{X} \times \mathbb{Y} \rightarrow \mathbb{R}^+$ such that $\tilde{\mu}(f) < \infty$ almost surely.

Hence, under the hypotheses of Corollary 1, a GA-PY random measure reduces to a Gamma process. In turn, this implies that an EDP with discrete baseline measure $P_X(\cdot) = \sum_{\ell=1}^L \alpha_\ell / \alpha \delta_{x_\ell}(\cdot)$ and whose parameters satisfy the constraint $\alpha_\ell = \beta(x_\ell)$ for any $\ell = 1, \dots, L$, is distributed as a DP(αP). A similar consideration was made by Wade et al. (2011), who obtained this result by inspecting the predictive distributions. Instead, our proof relies on the GA-PY process.

Example 2 (Marginal EPY process with discrete P_X , cont'd). Under the assumption of Corollary 1, the marginal EPY \tilde{p}_Y of Example 1 becomes a DP, namely

$$\tilde{p}_Y(\cdot) = \sum_{\ell=1}^L \Pi_\ell \tilde{p}_{Y|X}(\cdot | x_\ell) \sim \text{DP} \left(\sum_{\ell=1}^L \alpha_\ell P_{Y|X}(\cdot | x_\ell) \right).$$

Interestingly, the baseline measure $\sum_{\ell=1}^L \alpha_\ell / \alpha P_{Y|X}(\cdot | x_\ell)$ can be interpreted as a mixture.

The equivalent of the Cifarelli-Regazzini identity with $\tilde{p} \sim \text{PY}(\sigma, \alpha P)$, has been obtained by Kerov and Tsilevich (2001) for positive $\sigma \in (0, 1)$ and $\alpha > 0$. This leads to a second specialization of Theorem 1, which is summarized in the following Corollary.

Corollary 2. *Let $\tilde{\mu} \sim \text{GA-PY}(\alpha P_X, \sigma(x), \beta(x) P_{Y|X})$ and let $P_X(\cdot) = \sum_{\ell=1}^L \alpha_\ell / \alpha \delta_{x_\ell}(\cdot)$. Moreover, assume that $\sigma(x_\ell) > 0$ and $\alpha_\ell = \beta(x_\ell)$ for any $\ell = 1, \dots, L$. Then*

$$\mathbb{E} \left\{ e^{-\tilde{\mu}(f)} \right\} = \prod_{\ell=1}^L \left[\int_{\mathbb{Y}} \{1 + f(x_\ell, y)\}^{\sigma(x_\ell)} P_{Y|X}(dy | x_\ell) \right]^{-\beta(x_\ell)/\sigma(x_\ell)},$$

for any positive and measurable function $f : \mathbb{X} \times \mathbb{Y} \rightarrow \mathbb{R}^+$ such that $\tilde{\mu}(f) < \infty$ almost surely.

Corollary (2) has its own theoretical interests, as it uniquely characterizes a specific GA-PY random measure. In addition, it implies that the equivalent of Example 2 does not hold true in the PY case. Specifically, under the hypothesis of Corollary 2, the marginal EPY process

$$\tilde{p}_Y(\cdot) = \sum_{\ell=1}^L \Pi_{\ell} \tilde{p}_{Y|X}(\cdot | x_{\ell}),$$

is in general not distributed as a PY. This may still occur in a very special case, i.e. when the baseline measures and the discount parameters are equal, namely $P_{Y|X}(\cdot | x_1) = \dots = P_{Y|X}(\cdot | x_L)$ and $\sigma(x_1) = \dots = \sigma(x_L) > 0$, which is a known result; see e.g. Proposition 14.35 in Ghosal and van der Vaart (2017). These considerations have relevant modeling implications that will be described in Section 4.

Few other generalizations of the Cifarelli-Regazzini identity are known. Specifically, consider the transform $\mathbb{E} \left[\{1 + \tilde{p}(f)\}^{-\alpha} \right]$, with $\tilde{p} \sim \text{DP}(\beta P)$, for some positive $\beta \neq \alpha$. If such a transform were available, this would allow us to obtain the equivalent of Corollary 1 without imposing the constraint $\alpha_{\ell} = \beta(x_{\ell})$. Lijoi and Regazzini (2004) established analytic results for this transform, while James (2005) provided a probabilistic interpretation of such a transform in terms of the Laplace functional of a Beta-Gamma process. However, these findings require more analytical efforts compared to (7).

3 PREDICTIVE SCHEME AND POSTERIOR LAW

We now turn to the investigation of the conditional properties of the EPY. Consider the exchangeable random vectors $((X_n, Y_n))_{n \geq 1}$ such that

$$(X_n, Y_n) | \tilde{p} \stackrel{\text{iid}}{\sim} \tilde{p}, \quad \tilde{p} \sim \text{EPY}(\alpha P_X, \sigma(x), \beta(x) P_{Y|X}), \quad n \geq 1.$$

Note that we can sample each (X_n, Y_n) through a two-step mechanism. Specifically, X_n is first drawn from the marginal distribution \tilde{p}_X and then, given $X_n = x$, each Y_n is obtained from the conditional distribution $\tilde{p}_{Y|X}(\cdot | x)$; more precisely,

$$X_n | \tilde{p}_X \stackrel{\text{iid}}{\sim} \tilde{p}_X, \quad Y_n | X_n = x, \tilde{p}_{Y|X}(\cdot | x) \stackrel{\text{iid}}{\sim} \tilde{p}_{Y|X}(\cdot | x), \quad n \geq 1. \quad (8)$$

Recall that, if \tilde{p} is an EPY, the marginal law \tilde{p}_X is a $\text{DP}(\alpha P_X)$ whereas each conditional $\tilde{p}_{Y|X}$ is a $\text{PY}(\sigma(x), \beta(x) P_{Y|X})$, independently among themselves and on \tilde{p}_X for any $x \in \mathbb{X}$. Our results will easily follow from (8) and well-known properties of DP and PY processes. To facilitate their derivation, we shall assume that each conditional baseline measure $P_{Y|X}(\cdot | x)$ is a.s. *diffuse*, that is, it does not have a discrete component. In contrast, the marginal baseline measure P_X may have atoms or even being discrete, as in Section 2.3. Indeed, in the PY case the assumption of a diffuse baseline measure is essential to avoid more complicate probabilistic calculations. Refer for instance to Camerlenghi et al. (2019) for the technical details and recent advances in the discrete setting.

3.1 ENRICHED URN SCHEME

We discuss an enriched urn scheme which extends the predictive mechanism of the EDP given in [Wade et al. \(2011\)](#). By ‘‘urn scheme’’ we broadly mean an urn-like predictive rule, such as the one described in [Blackwell and MacQueen \(1973\)](#). For the EPY, the urn scheme provided in the next theorem sheds light on the underlying random partition and highlights the importance of the additional set of parameters $\sigma(x)$, which indeed allows for a much finer calibration of the random partition compared to the EDP.

The a.s. discreteness of the marginal law \tilde{p}_X implies that, in model (8), there will be ties in the realization $\mathbf{x}^{(n)} = (x_1, \dots, x_n)$ of the random variables $\mathbf{X}^{(n)} = (X_1, \dots, X_n)$, with positive probability. Let $(x_1^*, \dots, x_{k_x}^*)$ denote the k_x distinct values within $\mathbf{x}^{(n)}$, in order of appearance, with associated frequencies (n_1, \dots, n_{k_x}) , so that $n_1 + \dots + n_{k_x} = n$. In the sampling mechanism (8), the random variables $(Y_{1r}, \dots, Y_{n_r r})$ associated to the r th distinct value x_r^* are conditionally iid draws from the discrete distribution $\tilde{p}_{Y|X}(\cdot | x_r^*)$. Thus, with positive probability there will be further ties in each sample $(Y_{1r}, \dots, Y_{n_r r})$, with distinct values $(y_{1r}^*, \dots, y_{k_r r}^*)$, in order of appearance, and with frequencies $(n_{1r}, \dots, n_{k_r r})$, so that $n_{1r} + \dots + n_{k_r r} = n_r$. Hence, the number of distinct values $k_y = k_1 + \dots + k_{k_x}$ within a realization $\mathbf{y}^{(n)} = (y_1, \dots, y_n)$ of $\mathbf{Y}^{(n)} = (Y_1, \dots, Y_n)$ is such that $k_x \leq k_y$. This two-step stochastic mechanism can be described through an urn scheme, as illustrated by the next theorem.

Theorem 2. *Suppose $((X_n, Y_n))_{n \geq 1}$ is an exchangeable sequence as in equation (1), with $\tilde{p} \sim \text{EPY}(\alpha P_X, \sigma(x), \beta(x) P_{Y|X})$. Moreover, suppose that for each $x \in \mathbb{X}$ the probability measure $P_{Y|X}(\cdot | x)$ is a.s. diffuse. Then, $(X_1, Y_1) \sim P$ and for any $n \geq 1$*

$$X_{n+1} | \mathbf{X}^{(n)} = \mathbf{x}^{(n)} \sim \frac{\alpha}{\alpha + n} P_X + \frac{1}{\alpha + n} \sum_{r=1}^{k_x} n_r \delta_{x_r^*}, \quad (9)$$

where $(x_1^*, \dots, x_{k_x}^*)$ are the k_x distinct values within $\mathbf{x}^{(n)}$ with frequencies (n_1, \dots, n_{k_x}) . Moreover, for any $r = 1, \dots, k_x$ and $n \geq 1$

$$\begin{aligned} Y_{n+1} | \mathbf{X}^{(n)} = \mathbf{x}^{(n)}, \mathbf{Y}^{(n)} = \mathbf{y}^{(n)}, X_{n+1} = x \\ \sim \frac{\beta_r + k_r \sigma_r}{\beta_r + n_r} P_{Y|X}(\cdot | x_r^*) + \frac{1}{\beta_r + n_r} \sum_{j=1}^{k_r} (n_{jr} - \sigma_r) \delta_{y_{jr}^*}, \quad \text{if } x = x_r^*, \\ \sim P_{Y|X}(\cdot | x), \quad \text{if } x \notin \{x_1^*, \dots, x_{k_x}^*\}, \end{aligned} \quad (10)$$

with $\beta_r = \beta(x_r^*)$ and $\sigma_r = \sigma(x_r^*)$, where $(y_{1r}, \dots, y_{n_r r})$ are the values of $\mathbf{y}^{(n)}$ associated to x_r^* , whereas $(y_{1r}^*, \dots, y_{k_r r}^*)$ are the corresponding k_r distinct values, with frequencies $(n_{1r}, \dots, n_{k_r r})$, for $r = 1, \dots, k_x$.

Remark 1. The system of predictive laws in the above theorem uniquely characterizes the EPY process; refer to the Appendix for details.

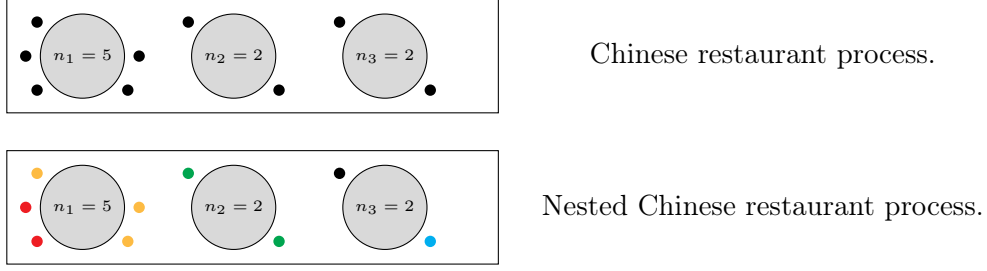


Figure 1: The classical and the nested Chinese restaurant metaphor: circles represent tables, bullets represent customers and colors represent dishes. The number of customers for each table are: $n_1 = 5$, $n_2 = 2$ and $n_3 = 2$, for a total of $n = \sum_{r=1}^3 n_r = 9$ customers. In the nested metaphor, customers are sub-partitioned according to dishes, with frequencies $n_{11} = 3$ (yellow), $n_{21} = 2$ (red), $n_{12} = 2$ (green), $n_{13} = 1$ (black), $n_{23} = 1$ (blue).

The two-stage random partition implied by the predictive rule can be intuitively described in terms of a nested Chinese restaurant (CRP) metaphor, illustrated in Figure 1, which extends the one of [Wade et al. \(2014\)](#). Let us assume that P is diffuse almost surely. Suppose there exists a restaurant with a potentially infinite number of tables, representing the X_n , which serves a potentially infinite number of dishes, representing the Y_n . A first customer seats in one of the tables and selects a dish. For $n \geq 1$, the $(n+1)$ th customer may either sit in one of the occupied tables, say the r th, with probability $n_r/(\alpha+n)$ for $r = 1, \dots, k_x$, or she can seat in a new one with probability $\alpha/(\alpha+n)$. If a new table is chosen, she will get a new dish. Otherwise, she may either select a new dish with probability $(\beta_r + k_r \sigma_r)/(\beta_r + n_r)$ or choose one of dishes previously served at her table, say the j th, with probability $(n_{jr} - \sigma_r)/(\beta_r + n_r)$, for $j = 1, \dots, k_r$. In comparison, the classical Chinese restaurant process only partitions customers in tables, disregarding the dish of choice. Such a nested CRP describes the random partition implied by the EPY. Moreover, if we label the tables with iid draws from P_X , and the dishes at the x th table with iid draws from $P_{Y|X}(\cdot | x)$, then one obtains the enriched Pólya sequence $((X_n, Y_n))_{n \geq 1}$ defined by the predictive rule (9)-(10).

A special case of this procedure, assuming a discrete P_X and with $\sigma(x) < 0$ for any $x \in \mathbb{X}$, has already been described in [Rigon \(2019\)](#). Moreover, if $\sigma(x) = 0$ for any $x \in \mathbb{X}$, then Theorem 2 corresponds to the enriched Pólya-urn sequence described in [Wade et al. \(2011\)](#). Finally, under the hypotheses of Corollary 1, the predictive scheme reduces to the one of [Blackwell and MacQueen \(1973\)](#). This is not surprising on the light of the considerations given in Example 1. Moreover, this also occurs when $\beta(x) \rightarrow -\sigma(x)$ for any $x \in \mathbb{X}$, consistently with the discussion in Section 2.2.

As in the EDP, the precision parameter α and the function $\beta(x)$ regulate the number of distinct values within $\mathbf{X}^{(n)}$ and $\mathbf{Y}^{(n)}$. However, the additional function $\sigma(x)$ controls the asymptotic clustering behavior of each subsequence $(Y_{1r}, \dots, Y_{n_r r})$, given $\mathbf{X}^{(n)} = \mathbf{x}^{(n)}$, that is, the growth rate of the number of clusters of $(Y_{1r}, \dots, Y_{n_r r})$. In addition, the discount parameter $\sigma(x)$ allows to regulate the variance

of the within-group number of clusters k_r , leading to more robust specifications. It is hence clear that the EPY allows for a much greater flexibility compared to the EDP. We refer to [Lijoi et al. \(2007b\)](#) and [De Blasi et al. \(2015\)](#) for an extensive discussion about the role of the discount parameter $\sigma(x)$ and its usefulness both for species sampling and mixture models.

For example, positive values of $\sigma(x) \in (0, 1)$ lead to a within-group polynomial growth rate of the number of distinct values, which is much faster than the logarithmic rate of the DP, occurring when $\sigma(x) = 0$. Conversely, if the discount parameter is negative, i.e. $\sigma(x) = -\beta(x)/H(x)$ with $\beta(x) > 0$, then number of clusters is bounded by $H(x)$. Indeed, in this case for any $n \geq 1$

$$Y_{n+1} \mid \mathbf{X}^{(n)} = \mathbf{x}^{(n)}, \mathbf{Y}^{(n)} = \mathbf{y}^{(n)}, X_{n+1} = x \\ \sim \left(1 - \frac{k_r}{H_r}\right) \frac{\beta_r}{\beta_r + n_r} P_{Y|X}(\cdot \mid x_r^*) + \frac{1}{\beta_r + n_r} \sum_{j=1}^{k_r} (n_{jr} + \beta_r/H_r) \delta_{y_{jr}^*}, \quad x = x_r^*,$$

with $\beta_r = \beta(x_r^*)$, $\sigma_r = \sigma(x_r^*)$ and $H_r = H(x_r^*)$. The above equation highlights that the within-group number of clusters cannot be greater than H_r , a feature which has been provably useful in several applied contexts; see [Section 4](#) for some examples.

3.2 POSTERIOR DISTRIBUTION

We now derive the posterior law of the random probability measure \tilde{p} . The EPY process is not conjugate but the corresponding posterior is nonetheless analytically tractable. Recall that, by definition

$$\int_A \tilde{p}_{Y|X}(B \mid x) \tilde{p}_X(dx) \mid \mathbf{X}^{(n)} = \mathbf{x}^{(n)}, \mathbf{Y}^{(n)} = \mathbf{y}^{(n)}, \quad A \subseteq \mathbb{X}, \quad B \subseteq \mathbb{Y}.$$

Therefore, its posterior distribution may be obtained, at least in principle, from the posterior laws of the random marginal distribution \tilde{p}_X and of the conditionals $\tilde{p}_{Y|X}(\cdot \mid x)$. Those posterior distributions are obtained in the following theorem.

Theorem 3. *Let $(X_i, Y_i) \mid \tilde{p} \stackrel{\text{iid}}{\sim} \tilde{p}$ for $i = 1, \dots, n$, with $\tilde{p} \sim \text{EPY}(\alpha P_X, \sigma(x), \beta(x) P_{Y|X})$, and suppose that each conditional probability measures $P_{Y|X}(\cdot \mid x)$ is a.s. diffuse. Then, under the notation of [Theorem 2](#), one has*

$$\tilde{p}_X \mid \mathbf{X}^{(n)} = \mathbf{x}^{(n)}, \mathbf{Y}^{(n)} = \mathbf{y}^{(n)} \sim \text{DP} \left(\alpha P_X + \sum_{r=1}^{k_x} n_r \delta_{x_r^*} \right).$$

Moreover, for any $x \in \mathbb{X}$ one has

$$\tilde{p}_{Y|X}(\cdot \mid x) \mid \mathbf{X}^{(n)} = \mathbf{x}^{(n)}, \mathbf{Y}^{(n)} = \mathbf{y}^{(n)} \stackrel{\text{d}}{=} W_{0r} \tilde{p}_{Y|X}^*(\cdot \mid x_r^*) + \sum_{j=1}^{k_r} W_{jr} \delta_{y_{jr}^*}(\cdot), \quad x = x_r^*, \\ \tilde{p}_{Y|X}(\cdot \mid x) \mid \mathbf{X}^{(n)} = \mathbf{x}^{(n)}, \mathbf{Y}^{(n)} = \mathbf{y}^{(n)} \sim \text{PY}\{\sigma(x), \beta(x) P_{Y|X}(\cdot \mid x)\}, \quad x \notin \{(x_1^*, \dots, x_{k_x}^*)\},$$

independently on \tilde{p}_X and among themselves, where

$$(W_{0r}, W_{1r}, \dots, W_{k_r r}) \sim \text{DIRICHLET}(\beta_r + k_r \sigma_r, n_{1r} - \sigma_r, \dots, n_{k_r r} - \sigma_r)$$

and for any $r = 1, \dots, k_x$

$$\tilde{p}_{Y|X}^*(\cdot | x_r^*) \sim \text{PY}\{\sigma_r, (\beta_r + k_r \sigma_r) P_{Y|X}(\cdot | x_r^*)\}.$$

Note that if $\sigma_r = -\beta_r/H_r$ is strictly negative in the above theorem, then the random probability measure $\tilde{p}_{Y|X}^*(\cdot | x_r^*)$ follows a Dirichlet multinomial process with $H_r - k_r$ components, that is

$$\tilde{p}_{Y|X}^*(\cdot | x_r^*) \stackrel{\text{d}}{=} \sum_{j=k_r+1}^{H_r} W_{j_r}^* \delta_{\theta_{j_r}}(\cdot),$$

where $(W_{k_r+1}^*, \dots, W_{H_r}^*) \sim \text{DIRICHLET}(\beta_r/H_r, \dots, \beta_r/H_r)$ and $\theta_{j_r} \stackrel{\text{iid}}{\sim} P_{Y|X}(\cdot | x_r^*)$ for any $j = k_r + 1, \dots, H_r$. Hence, the posterior law of $\tilde{p}_{Y|X}$ is finite-dimensional, meaning that it is characterized by a finite number of random variables. On the other hand, if we set $\sigma(x) = 0$ for all $x \in \mathbb{X}$, we obtain that, if $x = x_r^*$,

$$\tilde{p}_{Y|X}(\cdot | x) | (\mathbf{X}^{(n)} = \mathbf{x}^{(n)}, \mathbf{Y}^{(n)} = \mathbf{y}^{(n)}) \sim \text{DP} \left(\beta_r P_{Y|X}(\cdot | x_r^*) + \sum_{j=1}^{k_r} n_{j_r} \delta_{y_{j_r}^*}(\cdot) \right),$$

which implies that $\tilde{p} | (\mathbf{X}^{(n)} = \mathbf{x}^{(n)}, \mathbf{Y}^{(n)} = \mathbf{y}^{(n)})$ is an EDP with updated parameters, as established in [Wade et al. \(2011\)](#).

Remark 2. The point masses $\delta_{y_{j_r}^*}$ appearing in Theorem 3 can be viewed as PY processes having degenerate baseline measures. Hence, recalling Example 1, the posterior law of the conditionals $\tilde{p}_{Y|X}(\cdot | x)$ can be regarded as a marginal EPY process. Incidentally, this highlights that the posterior law of a PY is a marginal EPY as well.

4 THE MARGINAL PROCESS

Recall from equations (2)-(3) that an exchangeable sequence $(Y_n)_{n \geq 1}$ is directed by a *marginal EPY* process if

$$Y_n | \tilde{p}_Y \stackrel{\text{iid}}{\sim} \tilde{p}_Y, \quad n \geq 1,$$

where $\tilde{p}_Y(\cdot) = \tilde{p}(\mathbb{X} \times \cdot)$ and $\tilde{p} \sim \text{EPY}(\alpha P_X, \sigma(x), \beta(x) P_{Y|X})$. In the sequel, we will additionally assume that $P_X(\cdot) = \sum_{\ell=1}^L \alpha_\ell / \alpha \delta_{x_\ell}(\cdot)$, as in Section 2.3. Thus, a random probability measure \tilde{p}_Y on \mathbb{Y} follows a marginal EPY process with a discrete baseline measure P_X if

$$\begin{aligned} \tilde{p}_Y(\cdot) &\stackrel{\text{d}}{=} \sum_{\ell=1}^L \Pi_\ell \tilde{p}_\ell(\cdot) = \sum_{\ell=1}^L \sum_{h=1}^{\infty} \Pi_\ell \pi_{\ell h} \delta_{\theta_{\ell h}}(\cdot), \\ (\Pi_1, \dots, \Pi_L) &\sim \text{DIRICHLET}(\alpha_1, \dots, \alpha_L), \quad \tilde{p}_\ell \stackrel{\text{iid}}{\sim} \text{PY}(\sigma_\ell, \beta_\ell P_\ell), \end{aligned} \tag{11}$$

having set $\tilde{p}_\ell(\cdot) = \tilde{p}_{Y|X}(\cdot | x_\ell)$, $\theta_{\ell h} = \theta_h(x_\ell)$, $\pi_{\ell h} = \pi_h(x_\ell)$, $\sigma_\ell = \sigma(x_\ell)$, $\beta_\ell = \beta(x_\ell)$, and $P_\ell(\cdot) = P_{Y|X}(\cdot | x_\ell)$, for notational convenience.

In the following, we clarify the link between the marginal EPY prior (11) and other proposals available in the literature. Interestingly, although apparently unrelated, these proposals actually arise as special cases of the marginal EPY process. This highlights the central role of the EPY in a variety of contexts. In addition, making such a connection explicit allows us to develop extensions of these proposals and to obtain novel modeling strategies and computational advances, that naturally arise in our unifying framework.

4.1 DISCRETE PRIORS WITH ATOMIC CONTAMINATIONS

DP priors with a single atomic component are widely used in Bayesian nonparametrics. The common thread is the employment of a discrete random measure \tilde{p}_Y on \mathbb{Y} having the form

$$\tilde{p}_Y(\cdot) = \Pi \delta_{y_0}(\cdot) + (1 - \Pi) \tilde{p}_2(\cdot), \quad \tilde{p}_2 \sim \text{DP}(\beta_2 P_2), \quad (12)$$

with $y_0 \in \mathbb{Y}$ being a fixed atom, P_2 a diffuse probability measure, and with $\Pi \sim \text{BETA}(\alpha_1, \alpha_2)$, independently on \tilde{p}_2 . In some cases (e.g. [Dunson et al., 2008](#); [Guindani et al., 2009](#); [Cassese et al., 2019](#)), we have that $y_0 = 0$ and therefore \tilde{p}_Y may be called a spike and slab DP prior. In contrast, in [Scarpa and Dunson \(2009\)](#) the atom y_0 is allowed to be random. Under the additional constraint $\alpha_2 = \beta_2$, the self-similarity property of the DP implies that model (12) reduces to

$$\tilde{p}_Y \sim \text{DP}(\alpha_1 \delta_{y_0} + \alpha_2 P_2), \quad (13)$$

which is the specification described in [MacLehose et al. \(2007\)](#), with $y_0 = 0$. Therefore, models (12) and (13) are closely related and they are sometimes called “outer” and “inner” spike and slab, respectively.

As it may be already clear, model (12) is a marginal EPY process, because it is in the form of equation (11), and the equivalence between models (12)-(13) can be viewed as a consequence of Corollary 1, as illustrated in Example 2. This can be better appreciated by noticing that the point mass δ_{y_0} is also a trivial DP, namely $\delta_{y_0} = \tilde{p}_1 \sim \text{DP}(\alpha_1 P_1)$, with baseline measure $P_1 = \delta_{y_0}$. In the EPY nested clustering mechanism, the random variables X_n should be interpreted as latent quantities that can only take $L = 2$ values, and the underlying baseline measure is $P_X = \alpha_1/\alpha \delta_{x_1} + \alpha_2/\alpha \delta_{x_2}$. In particular, each X_n identifies whether the corresponding Y_n has to be sampled from the atomic contamination δ_{y_0} (i.e. $X_n = x_1$), or from the nonparametric component \tilde{p}_2 (i.e. $X_n = x_2$).

Example 3 (Nonparametric hypothesis testing). Motivated by epidemiologic studies with several highly correlated predictors, model (12)-(13) has been employed by [MacLehose et al. \(2007\)](#) as a nonparametric prior for the regression parameters $\gamma_1, \dots, \gamma_p$ in a generalized linear model, with $\gamma_j |$

$\tilde{p}_Y \sim \tilde{p}_Y$ independently for $j = 1, \dots, p$. Such an approach, while clustering together predictors having the same effect on the response, allows to evaluate the posterior probability of the hypotheses $H_0 : \gamma_j = 0$ and $H_1 : \gamma_j \neq 0$. The random variable Π in (12) has a clear interpretation, being the prior probability that each predictor has a null coefficient. See also [Kim et al. \(2009\)](#) for further details and developments.

This link between model (12) and EPY processes leads to the following natural extension. Indeed, a simple generalization of (12) accounting for a more flexible clustering mechanism is

$$\tilde{p}_Y(\cdot) = \Pi \delta_{y_0}(\cdot) + (1 - \Pi) \tilde{p}_2(\cdot), \quad \tilde{p}_2 \sim \text{PY}(\sigma_2, \beta_2 P_2). \quad (14)$$

Hence, the resulting \tilde{p}_Y is still a marginal EPY process and therefore it remains analytically tractable. Motivated by similar considerations, [Canale et al. \(2017\)](#) studied a PY process \bar{p}_y having a contaminated baseline measure, namely $\bar{p}_y \sim \text{PY}(\sigma, \alpha_1 \delta_{y_0} + \alpha_2 P_2)$. Importantly, [Corollary 2](#) implies that \bar{p}_y cannot be regarded as an EPY process, and therefore the equivalence between inner and outer models, as in equations (12)-(13), is lost beyond the DP special case. Thus, the marginal EPY process of equation (14) and the prior of [Canale et al. \(2017\)](#) are different in general, although they may be regarded as closely related alternatives for the modeling of atomic contaminations. The main distinction is on the computational side: while posterior results for \bar{p}_y can be derived, their practical usage may be complicated due the presence of cumbersome combinatorial quantities. Conversely, the posterior law of \tilde{p}_Y can be readily obtained as a straightforward modification of [Theorem 3](#). The spike and slab specification in equation (14) has been independently proposed and carefully investigated by [Denti \(2020\)](#).

4.2 MIXTURE OF MIXTURES MODELS

Bayesian nonparametric discrete priors are commonly employed for mixture modeling. In such a setting, the random variables Z_1, \dots, Z_n are iid draws from a random density \tilde{f} , such that

$$Z_i | \tilde{f} \stackrel{\text{iid}}{\sim} \tilde{f}, \quad \tilde{f}(z) = \int_{\mathbf{Y}} \mathcal{K}(z | y) \tilde{p}_Y(dy), \quad i = 1, \dots, n, \quad (15)$$

where $\mathcal{K}(z | y)$ is a kernel density and where \tilde{p}_Y is a discrete random probability measure. For example, scale-location mixtures of Gaussian kernels are a popular special case of (15) when Z_i is a vector on \mathbb{R}^p . If \tilde{p}_Y follows a marginal EPY process, then model (15) may be termed a ‘‘mixture of mixtures’’ ([Malsiner-Walli et al., 2017](#)), because the random density \tilde{f} becomes

$$\tilde{f}(z) \stackrel{\text{d}}{=} \sum_{\ell=1}^L \Pi_{\ell} \int_{\mathbf{Y}} \mathcal{K}(z | y) \tilde{p}_{\ell}(dy) = \sum_{\ell=1}^L \sum_{h=1}^{\infty} \Pi_{\ell} \pi_{\ell h} \mathcal{K}(z | \theta_{\ell h}),$$

which is, indeed, a mixture model whose kernel $\int_{\mathbf{Y}} \mathcal{K}(z | y) \tilde{p}_{\ell}(dy)$ is itself a mixture.

Consistently with the nested partition mechanism described in Section 3.1, there will be two levels of clustering, regulated by the latent variables X_1, \dots, X_n and Y_1, \dots, Y_n associated to the EPY process. The variables X_1, \dots, X_n control the global clustering, that is, they identify which kernel $\int_{\mathbb{Y}} \mathcal{K}(z | y) \tilde{p}_\ell(dy)$ has to be considered. Then, conditionally on the X_1, \dots, X_n , the variables Y_1, \dots, Y_n regulate the local clustering occurring within each kernel mixture $\int_{\mathbb{Y}} \mathcal{K}(z | y) \tilde{p}_\ell(dy)$. Note that this mechanism is likely to be affected by severe identifiability issues, which may be mitigated by carefully specifying the baseline measures $P_\ell(\cdot) = P_{Y|X}(\cdot | x_\ell)$.

Example 4 (Clustering and prediction of functional data). Motivated by applications to the study of early-birth risk in a population of women, Scarpa and Dunson (2014) introduced model (15) to cluster the Y_1, \dots, Y_n subject-specific latent functions as well as predicting the Y_{n+1} th curve associated to a new subject. In this specific application, strong a priori information is available about the shapes of these curves. The EPY naturally incorporates this prior knowledge into the model by assuming the existence of x_1, \dots, x_L feature classes, each describing a specific functional shape (i.e. monotone, biphasic, cyclical, etc.). The allocation of each function Y_i to the corresponding class is regulated by the random variables X_1, \dots, X_n . For example, if $X_i = x_\ell$ then the i th latent trajectory Y_i belongs to the ℓ th feature class characterizing, say, increasing functions.

Although Scarpa and Dunson (2014) assumed general stick-breaking priors for each sequence $(\pi_{\ell h})_{h \geq 1}$ in (15), in their subsequent application the focus on a specific case, that can be recognized as a marginal EDP. We should remark that the connection between the prior of Scarpa and Dunson (2014) and the EDP of Wade et al. (2011) has not been previously pointed out and it constitutes a novel contribution of this manuscript. By framing model (15) into the general class of EPY processes, we inherit the theoretical results discussed in Section 2.3 and Section 3. For example, the novel enriched urn scheme of Theorem 2 sheds light on the underlying clustering mechanism and allows the development of marginal algorithms for posterior inference. In addition, Example 2 highlights that specific choices of the hyperparameters lead to a standard DP process.

Finally, note that the models of Malsiner-Walli et al. (2017) and Rigon (2019) are also special cases of (15), when the discount function of the underlying EPY process $\sigma(x)$ is strictly negative for all $x \in \mathbb{X}$. Consistently with the discussion given in Section 3.1, this leads to a bounded number of distinct values, which might be a desirable feature especially for clustering purposes.

4.3 DEPENDENT ENRICHED PROCESSES

If the random variables $Y_i^{(j)}$ are structured into groups, for unit $i = 1, \dots, n^{(j)}$ and group $j = 1, \dots, d$, then the conditional iid assumption of model (2) may be inappropriate. In fact, one may assume

exchangeability only within the same group, that is

$$Y_n^{(j)} \mid \tilde{p}_{j,y} \stackrel{\text{iid}}{\sim} \tilde{p}_{j,y}, \quad n \geq 1,$$

for $j = 1, \dots, d$, with the vector of random probability measure $(\tilde{p}_{1,y}, \dots, \tilde{p}_{d,y})$ following some prior law \mathcal{Q}_d . Clearly, if \mathcal{Q}_d models independence across the $\tilde{p}_{j,y}$, then the $(Y_n^{(j)})_{n \geq 1}$ would reduce to independent exchangeable sequences. However, this may cause an important loss of efficiency, failing in borrowing strength across groups. Hence, it is important to specify a prior law \mathcal{Q}_d that induces dependence across the random probability measures $\tilde{p}_{j,y}$. Among the available proposals, we focus on a special case of [Lijoi et al. \(2014\)](#). Define

$$\begin{aligned} \tilde{p}_{j,y}(\cdot) &= \omega_j \tilde{q}_j(\cdot) + (1 - \omega_j) \tilde{q}_0(\cdot), & \omega_j &\stackrel{\text{iid}}{\sim} \text{BETA}(\alpha_1, \alpha_2), \\ \tilde{q}_0 &\sim \text{DP}(\alpha_2 P_y), & \tilde{q}_j &\stackrel{\text{iid}}{\sim} \text{DP}(\alpha_1 P_y), \end{aligned} \quad (16)$$

independently for $j = 1, \dots, d$, for some $\alpha_1, \alpha_2 > 0$, and baseline measure P_y . This model is closely related to the approach of [Müller et al. \(2004\)](#), who assumed a mixture distribution for ω_j with point masses at 0 and 1, and, in addition, that $\omega_1 = \dots = \omega_d$. Specification (16) induces dependence across groups through the presence of a common random probability measure \tilde{q}_0 . Moreover, the self-similarity property of the DP implies that the marginals $\tilde{p}_{j,y}$ are themselves DPs, namely $\tilde{p}_{j,y} \sim \text{DP}\{(\alpha_1 + \alpha_2)P_y\}$.

In fact, model (16) is of the form (11), thus implying that each $\tilde{p}_{j,y}$ is distributed as a marginal EDP. Hence, extensions leveraging general EPY processes can be envisioned. In first place, we could set

$$\tilde{q}_0 \sim \text{DP}(\beta_2 P_y), \quad \tilde{q}_j \stackrel{\text{iid}}{\sim} \text{DP}(\beta_1 P_y), \quad j = 1, \dots, d,$$

with $\alpha_1 \neq \beta_1$ and $\alpha_2 \neq \beta_2$, therefore allowing for a richer parametrization. This simple modification has quite useful implications. Indeed, it allows two random probability measure $\tilde{p}_{j,y}$ to be highly correlated (i.e. $\alpha_2 \rightarrow \infty$) while having few number of clusters (i.e. $\beta_2 \approx 0$). This is not possible in the framework of [Lijoi et al. \(2014\)](#), where high dependence among the $\tilde{p}_{j,y}$ is necessarily associated with a larger number of clusters. Even more generally, we could let

$$\tilde{q}_0 \sim \text{PY}(\sigma_2, \beta_2 P_y), \quad \tilde{q}_j \stackrel{\text{iid}}{\sim} \text{PY}(\sigma_1, \beta_1 P_y), \quad j = 1, \dots, d.$$

This models still implies that $\tilde{p}_{j,y}$ are marginal EPYs, and it allows the number of clusters to have different growth rates, as discussed in Section 3.1.

5 THE AMAZONIAN TREE FLORA DATASET

The Amazonian flora is the richest assemblage of plant species on Earth. However, the exact number of tree species present in the Amazon basin, or an estimate of the proportion between common and rare species, is still unavailable. The lack of these basic information means that ecologists do not have

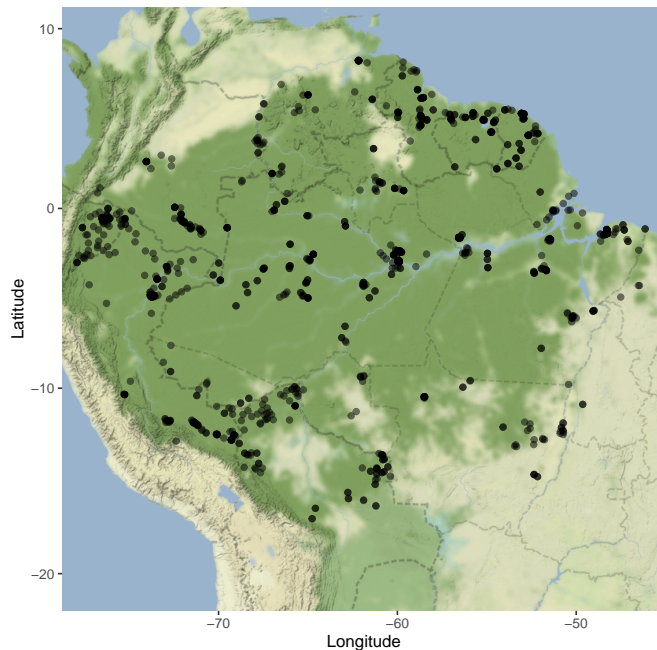


Figure 2: A map of the Amazonian basin with the locations (black dots) of the 1170 plots considered in the dataset of [ter Steege et al. \(2013\)](#).

a clear picture of the world largest trees community. The comprehensive study of [ter Steege et al. \(2013\)](#) partially fills this gap by collecting and analyzing species abundance data from 1170 inventory plots. These locations are spread across the Amazon basin, as depicted in Figure 2.

As an illustration, we analyze in this section the same dataset of [ter Steege et al. \(2013\)](#), which can be found online in their supplementary material. Specifically, we aim at predicting the number of novel species that researchers are expected to encounter in subsequent surveys. The estimation of the unobserved number of species has been already addressed by means of Bayesian nonparametrics tools, most notably in [Lijoi et al. \(2007a\)](#) and [Favaro et al. \(2009\)](#), who spurred an interesting piece of literature focusing on species sampling models beyond the Dirichlet process. However, these approaches focus on the marginal distribution of the species, disregarding the relevant information provided, for instance, by the corresponding families. We will empirically show that enriched specifications outperform marginal models in this specific applications as they can leverage on a richer parametrization and on a greater amount of information.

A total of $n = 553949$ trees has been recorded in our dataset, comprising $k_y = 4962$ different species and $k_x = 115$ families of trees. The data consists in a collection of frequencies n_{jr} denoting how many times the j th species of the r th family has been observed. For example, the *Euterpe oleracea* species belongs to the *Arecaceae* family and it has been observed 8572 times. We let n_r and k_r be the number of trees and the number of distinct species, respectively, associated to the r th family, so that $\sum_{r=1}^{k_x} n_r = \sum_{r=1}^{k_x} \sum_{j=1}^{k_r} n_{jr} = n$. For instance, the *Arecaceae* family comprises 70 different species for

a total of 51862 trees. We aim at providing an accurate estimate of the number of species $k_y(m)$ that one would observe if an additional sample of $m \geq 1$ trees were collected. The EPY model constitutes a natural probabilistic framework for this problem. Let X_i and Y_i be random variables denoting the family and the species of the i th tree in the sample, respectively. We assume

$$(X_i, Y_i) \mid \tilde{p} \stackrel{\text{iid}}{\sim} \tilde{p}, \quad i = 1, \dots, n,$$

$$\tilde{p} \sim \text{EPY}(\alpha P_X, \sigma(x), \beta(x) P_{Y|X}).$$

The distributions P_X and $P_{Y|X}$ are *diffuse* probability measures over the space of families and the space of species, respectively. Hence, we are interested in the posterior distribution of $k_y(m)$ given the data, namely

$$k_y(m) \mid \mathbf{X}^{(n)} = \mathbf{x}^{(n)}, \mathbf{Y}^{(n)} = \mathbf{y}^{(n)}, \quad m \geq 1, \quad (17)$$

which corresponds to the number of distinct species that one would observe within a future sample Y_{n+1}, \dots, Y_{n+m} . The enriched Pólya sequence of Theorem 1 provides a very efficient way to simulate independent samples from the posterior law of (17) by first drawing samples for $(X_{n+1}, Y_{n+1}), \dots, (X_{n+m}, Y_{n+m})$, given the data, and then counting the distinct values among the simulated species Y_{n+1}, \dots, Y_{n+m} . Beside being useful for simulations, Theorem 2 and the associated nested Chinese restaurant metaphor shed light on the data generating process. Indeed, the families X_1, \dots, X_n are generated according to the Blackwell and MacQueen (1973) Pólya-urn scheme and then, inside each family, the species are obtained from the urn scheme of a Pitman–Yor prior.

In first place, we need to select the hyperparameters α and (σ_r, β_r) for $r = 1, \dots, k_x$. Formally, one should specify hyperprior distributions, possibly borrowing strength across the (σ_r, β_r) parameters. However, to simplify computations and following previous works (Lijoi et al., 2007a; Favaro et al., 2009), we rely on a plug-in estimate for those parameters and we seek the values $\hat{\alpha}$, $\hat{\sigma}_r = \hat{\sigma}(x_r^*)$ and $\hat{\beta}_r = \hat{\beta}(x_r^*)$ maximizing a penalized likelihood. In other words, we seek the maximum a posteriori. Let $\mathcal{L}(\mathbf{x}^{(n)}, \mathbf{y}^{(n)} \mid \alpha, \beta_1, \dots, \beta_{k_x}, \sigma_1, \dots, \sigma_{k_x})$ be the likelihood function associated to the EPY process, written \mathcal{L} for notational simplicity. As a consequence of Theorem 2, when $\sigma(x) > 0$ one can show that

$$\mathcal{L} = \left[\frac{\alpha^{k_x}}{(\alpha)_n} \prod_{r=1}^{k_x} (n_r - 1)! \right] \left[\prod_{r=1}^{k_x} \frac{\prod_{j=1}^{k_r-1} (\beta_r + j\sigma_r)}{(\beta_r + 1)_{n_r-1}} \prod_{j=1}^{k_r} (1 - \sigma_r)_{n_{jr}-1} \right] \times$$

$$\times \prod_{r=1}^{k_x} \prod_{j=1}^{k_r} P_X(dx_r^*) P_{Y|X}(dy_{jr}^*).$$

where $(a)_n = a(a+1) \cdots (a+n-1)$ and $(a)_0 = 1$ is the Pochhammer symbol. Moreover, let $f(\alpha)$ and $f(\beta_r, \sigma_r) = f(\sigma_r)f(\beta_r)$ be the prior densities associated to α and to each (β_r, σ_r) , respectively. Then

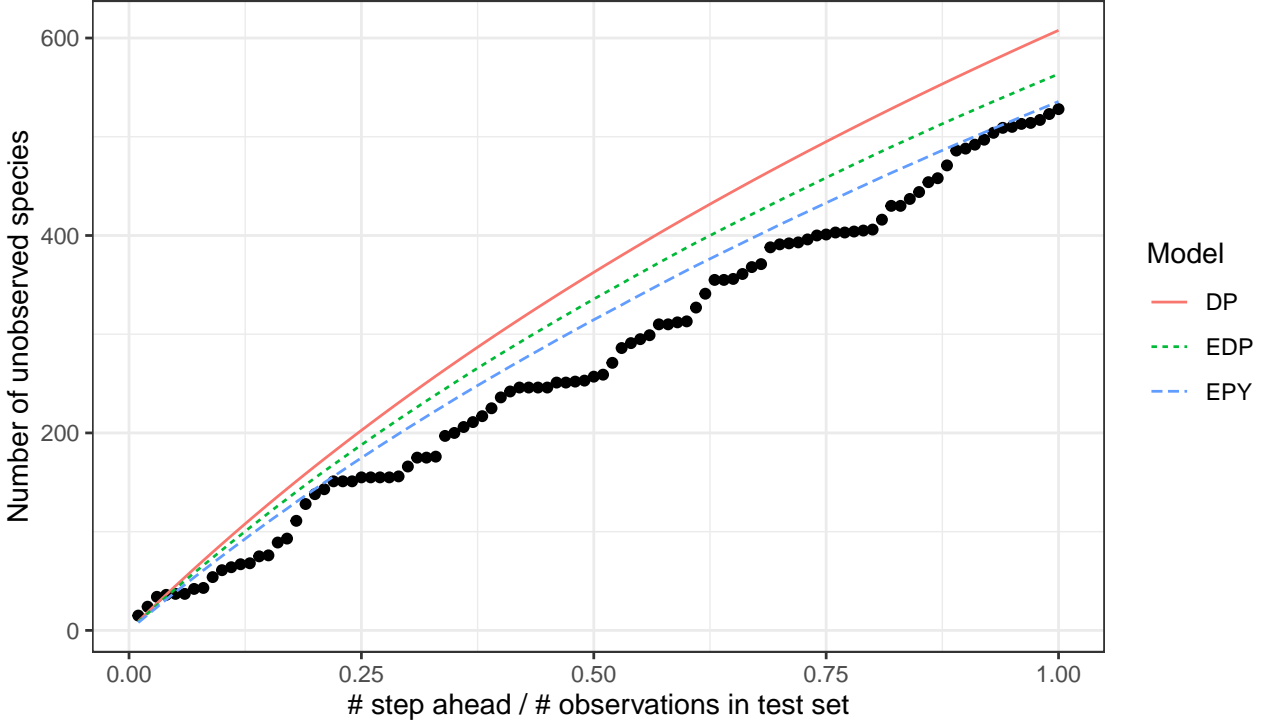


Figure 3: Out-of-sample prediction for the number of unobserved species $\mathbb{E}\{k_y(m) \mid \mathbf{X}^{(n_{\text{train}})} = \mathbf{x}^{(n_{\text{train}})}, \mathbf{Y}^{(n_{\text{train}})} = \mathbf{y}^{(n_{\text{train}})}\}$ as a function of m/n_{test} , for a DP, an EDP and an EPY model. Dots represent a sample from the test set of size $m \leq n_{\text{test}}$.

$\hat{\alpha}$ and the pair $(\hat{\beta}_r, \hat{\sigma}_r)$ are obtained as follows

$$\begin{aligned} \hat{\alpha} &= \arg \max_{\alpha} f(\alpha) \frac{\alpha^{k_x}}{(\alpha)_n} \prod_{r=1}^{k_x} (n_r - 1)!, \\ (\hat{\sigma}_r, \hat{\beta}_r) &= \arg \max_{(\sigma_r, \beta_r)} f(\sigma_r, \beta_r) \frac{\prod_{j=1}^{k_r-1} (\beta_r + j\sigma_r)}{(\beta_r + 1)_{n_r-1}} \prod_{j=1}^{k_r} (1 - \sigma_r)_{n_{j_r-1}}, \end{aligned} \quad (18)$$

for $r = 1, \dots, k_x$. Hence, the point estimates $\hat{\alpha}$, $\hat{\sigma}_r$ and $\hat{\beta}_r$ can be easily found via numerical maximization. As for the prior laws $f(\alpha)$, $f(\beta_r)$ and $f(\sigma_r)$, we let $\alpha \sim \text{GAMMA}(2, 0.01)$, $\sigma_r \sim \text{BETA}(1, 10)$ and each $\beta_r \sim \text{GAMMA}(2, 1)$. These prior laws regularize the otherwise ill-behaved estimates occurring when the functions in equation (18) are unbounded. The hyperparameters are selected so that the estimates $\hat{\alpha}$, $\hat{\sigma}_r$ and $\hat{\beta}_r$ and are comparable with the maximum likelihood estimates in the regular cases; see the Appendix for details. These prior choices implicitly assumes $\sigma(x) > 0$ for any $x \in \mathbb{X}$, implying that the number of species within each family is allowed to grow indefinitely with the sample size. Finally, note that if a new family $X_{k_x+1}^*$ is drawn among the sampled X_{n+1}, \dots, X_{n+m} , we then set the corresponding parameters $(\hat{\sigma}_{k_x+1}, \hat{\beta}_{k_x+1}) = \arg \max_{(\sigma_{k_x+1}, \beta_{k_x+1})} f(\sigma_{k_x+1})f(\beta_{k_x+1}) = (0, 1)$.

We validate the predictive performance of the proposed model by comparing the EPY with a marginal DP on the species Y_i and with an EDP. We randomly split the dataset in a *training* set

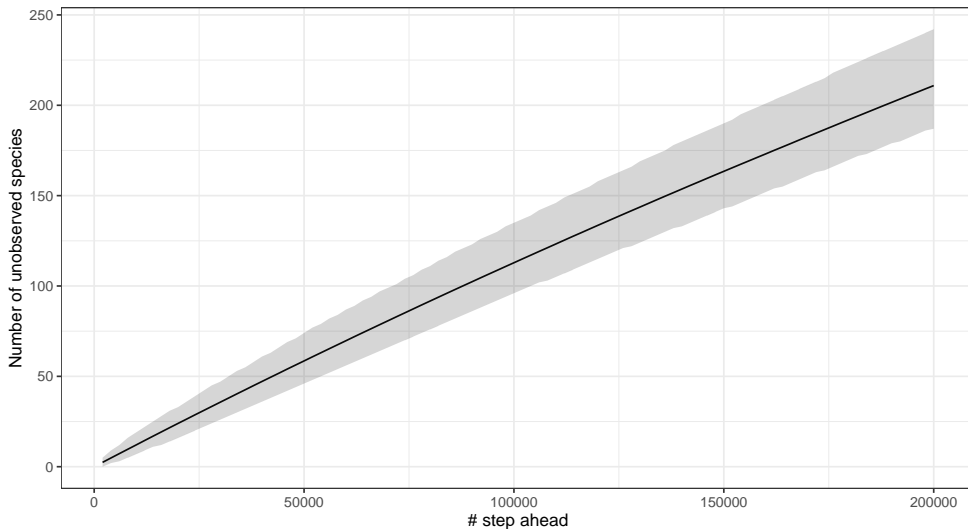


Figure 4: Solid line is the prediction for the number of unobserved species $\mathbb{E}\{k_y(m) \mid \mathbf{X}^{(n)} = \mathbf{x}^{(n)}, \mathbf{Y}^{(n)} = \mathbf{y}^{(n)}\}$ as a function of m for the EPY model. Shaded areas represent 0.9 pointwise credible intervals for $k_y(m) \mid \mathbf{X}^{(n)} = \mathbf{x}^{(n)}, \mathbf{Y}^{(n)} = \mathbf{y}^{(n)}$.

and a *test* set having $n_{\text{train}} = 250000$ and $n_{\text{test}} = n - n_{\text{train}} = 303949$ observations, respectively. The hyperparameters of the DP and EDP competing models were also estimated from the data; see the Appendix for the details. Conditionally on the training set, we predict the number of unobserved species $k_y(m)$, under the DP, EDP and EPY models for various choices of $m = 1, \dots, n_{\text{test}}$. We compare the predictions with the actual number of new species present in the full test set, if $m = n_{\text{test}}$, or in a random subsample of it, when $m < n_{\text{test}}$. As apparent from Figure 3, all the competing methods provide a reasonable estimate for the number of unobserved species. However, the additional flexibility and information (i.e. the families) available to the enriched processes leads to more accurate predictions compared to the DP, with the EPY being a slight improvement also with respect to the EDP.

Finally, in Figure 4 we provide the predicted number of species $k_y(m) \mid \mathbf{X}^{(n)} = \mathbf{x}^{(n)}, \mathbf{Y}^{(n)} = \mathbf{y}^{(n)}$ within $m = 1, \dots, 200000$ subsequent samples, by employing an EPY process and conditioning on the full dataset. The expected value and 90% pointwise credible intervals are provided. We should remark that in principle one could evaluate $k_y(m)$ for a very large value for m , in the attempt of estimating the total number of species present in Amazonia. However, this might lead to misleading inferential conclusions, because it heavily relies on the homogeneity assumptions implicit in an exchangeable model. Indeed, it is clear that the exchangeable assumption we made can hold only in an approximate sense, for instance because the species occurrence may depend on the spatial location, as illustrated in Figure 2 and pointed out by [ter Steege et al. \(2013\)](#). These considerations encourage further theoretical investigations, for example in the development of space-dependent species sampling models.

ACKNOWLEDGEMENT

This work was partially supported by grant 1R01ES027498 of the National Institutes of Environmental Health Sciences of the United States National Institutes of Health.

A PROOFS

PROOF OF PROPOSITION 1

The square-breaking representation of the EPY follows directly from the stick-breaking representation of the DP and the PY that has been recalled in Section 2.1. In particular, note that

$$\begin{aligned} \tilde{p}(A \times B) &= \sum_{\ell=1}^{\infty} \sum_{h=1}^{\infty} \xi_{\ell} \pi_h(\phi_{\ell}) \delta_{\phi_{\ell}}(A) \delta_{\theta_h(\phi_{\ell})}(B) = \int_A \sum_{h=1}^{\infty} \pi_h(x) \delta_{\theta_h(x)}(B) \tilde{p}_X(dx) \\ &= \int_A \tilde{p}_{Y|X}(B | x) \tilde{p}_X(dx), \end{aligned}$$

for any Borel sets $A \subseteq \mathbb{X}$ and $B \subseteq Y$, which coincides with the definition of the EPY process given in equation (6). □

PROOF OF THEOREM 1

From equation (5) and recalling Definition 1 we obtain that the Laplace functional of a Gamma and Pitman–Yor random measure $\tilde{\mu}$ can be written as

$$\mathbb{E} \left\{ e^{-\tilde{\mu}(f)} \right\} = \mathbb{E} \left[\exp \left\{ -\alpha \int_{\mathbb{X}} \log\{1 + \tilde{p}_{Y|X}(f | x)\} P_X(dx) \right\} \right],$$

where $\tilde{p}_{Y|X}(f | x) = \int_{\mathbb{Y}} f(x, y) \tilde{p}_{Y|X}(dy | x)$ and for any measurable function $f : \mathbb{X} \times \mathbb{Y} \rightarrow \mathbb{R}^+$ such that $\tilde{\mu}(f) < \infty$ almost surely. The above Laplace functional is fully general and it does not require further restrictions on P_X . Then, by exploiting the discreteness of P_X and the independence among the conditional laws $\tilde{p}_{Y|X}$ we obtain

$$\begin{aligned} \mathbb{E} \left\{ e^{-\tilde{\mu}(f)} \right\} &= \mathbb{E} \left(\exp \left[- \sum_{\ell=1}^L \alpha_{\ell} \log\{1 + \tilde{p}_{Y|X}(f | x_{\ell})\} \right] \right) \\ &= \prod_{\ell=1}^L \mathbb{E} \left[\{1 + \tilde{p}_{Y|X}(f | x_{\ell})\}^{-\alpha_{\ell}} \right], \end{aligned}$$

which concludes the proof for $L < \infty$. This result can be easily extended to the countable case as an application of dominated convergence theorem. □

PROOF OF THEOREM 2

By definition of the EPY and from equation (8), we get that the marginal law \tilde{p}_X is independent on $\mathbf{Y}^{(n)}$, given $\mathbf{X}^{(n)} = \mathbf{x}^{(n)}$, so that for any Borel set $A \subseteq \mathbb{X}$

$$\begin{aligned} \mathbb{P}(X_{n+1} \in A \mid \mathbf{X}^{(n)} = \mathbf{x}^{(n)}, \mathbf{Y}^{(n)} = \mathbf{y}^{(n)}) &= \\ &= \mathbb{E}(\tilde{p}_X(A) \mid \mathbf{X}^{(n)} = \mathbf{x}^{(n)}, \mathbf{Y}^{(n)} = \mathbf{y}^{(n)}) \\ &= \mathbb{E}(\tilde{p}_X(A) \mid \mathbf{X}^{(n)} = \mathbf{x}^{(n)}) \\ &= \mathbb{P}(X_{n+1} \in A \mid \mathbf{X}^{(n)} = \mathbf{x}^{(n)}), \end{aligned}$$

which leads to the [Blackwell and MacQueen \(1973\)](#) scheme for the exchangeable sequence $(X_n)_{n \geq 1}$. Note that the (potential) discreteness of P_X poses no issues here. The second part of the theorem is obtained by exploiting the independence among the PY conditional laws $\tilde{p}_{Y|X}$. Indeed, each subset of observations $\mathbf{Y}^{(n_r)}$ follows the well-known scheme of the PY, which is described e.g. in [Pitman \(1996\)](#) when $P_{Y|X}$ is diffuse. \square

We now show that, in fact, the predictive scheme in [Theorem 2](#) provides a characterization of the EPY process, as claimed in [Remark 2](#). By Ionescu-Tulcea theorem, the sequence of predictive distributions, say $\mathbb{P}(Z_{n+1} \in \cdot \mid Z_1 = z_1, \dots, Z_n = z_n)$, for $n \geq 1$ uniquely characterizes the probability law of the stochastic process $(Z_n)_{n \geq 1}$. Therefore, the sequence of the predictive distributions (9)-(10) characterizes the probability law, say \tilde{P} , of the stochastic process $((X_n, Y_n))_{n \geq 1}$. On the other hand, an exchangeable probability law with an EPY directing measure leads to the predictive rule (9)-(10), as shown in [Theorem \(2\)](#). By unicity, the law \tilde{P} necessarily coincides with such an exchangeable law.

PROOF OF THEOREM 3

The independence among \tilde{p}_X and $\mathbf{Y}^{(n)}$, given $\mathbf{X}^{(n)} = \mathbf{x}^{(n)}$ immediately leads to the first part of the theorem, thank to conjugacy of the DP ([Ferguson, 1973](#)). Similarly, the posterior distribution of each conditional law $\tilde{p}_{Y|X}$, thanks to their independence, is obtained as an application of [Corollary 20](#) in [Pitman \(1996\)](#) to each subset of observations $\mathbf{Y}^{(n_r)}$, which requires the diffuseness of $P_{Y|X}$. \square

B CHOICE OF THE HYPERPARAMETERS

We discuss here in more detail the prior choices for the three competing models considered in [Section 5](#). We compare the estimates $\hat{\alpha}$, $\hat{\sigma}_r$ and $\hat{\beta}_r$ that results from these prior choices with the corresponding maximum likelihood estimates. We show that in most cases the penalization has little effect and therefore it mainly serves as a tool to regularize ill-behaved estimates.

r	1	2	3	4	5	6	7	8	9	10
$\hat{\beta}_r$	0.53	2.11	0.24	1.00	4.37	0.36	41.19	17.29	2.41	2.42
$\hat{\beta}_{r,\text{MLE}}$	0.34	2.44	0.00	1.00	5.03	0.21	50.66	20.94	2.81	2.75

Table 1: EDP model. Penalized estimates $\hat{\beta}_r$ and maximum likelihood estimates $\hat{\beta}_{r,\text{MLE}}$ for a subset of coefficients, with $r = 1, \dots, 10$.

	Minimum	1st Quartile	Median	Mean	3rd Quartile	Maximum
$\hat{\beta}_r$	0.12	0.63	1.55	6.19	5.73	104.39
$\hat{\beta}_{r,\text{MLE}}$	0.00	0.53	2.01	7.41	6.89	125.84

Table 2: EDP model. Summary of the penalized estimates $\hat{\beta}_r$ and of the maximum likelihood estimates $\hat{\beta}_{r,\text{MLE}}$.

	Minimum	1st Quartile	Median	Mean	3rd Quartile	Maximum
$\hat{\beta}_r$	0.31	0.87	2.06	4.56	4.68	56.80
$\hat{\sigma}_r$	0.00	0.00	0.00	0.03	0.02	0.27

Table 3: EPY model. Summary of the penalized estimates $\hat{\beta}_r$ and $\hat{\sigma}_r$.

DP MODEL

In the DP model we need to specify the so-called precision parameter, say β . Let $\beta \sim \text{GAMMA}(2, 0.001)$. The consequent penalized likelihood approach is $\hat{\beta} = 765.53$, whereas the maximum likelihood estimate is $\hat{\beta}_{\text{MLE}} = 765.48$. Hence, the prior penalty has almost no effect in this specific case.

EDP AND EPY MODELS

The hyperparameter settings for the the EDP and the EPY models are similar. For the EDP, we use $\alpha \sim \text{GAMMA}(2, 0.01)$, $\sigma_r = 0$, and $\beta_r \sim \text{GAMMA}(2, 1)$. For the EPY, we let $\alpha \sim \text{GAMMA}(2, 0.01)$, $\sigma_r \sim \text{BETA}(1, 10)$, and $\beta_r \sim \text{GAMMA}(2, 1)$. Note that the estimates for α coincide in these two models and one gets $\hat{\alpha} = 11.34$ and $\hat{\alpha}_{\text{MLE}} = 11.24$. Hence, the prior penalty has almost no effect in the estimation of α .

Viceversa, we expect the prior to have an effect in the estimation of β_r and σ_r . As an illustration, we report in Table 1 the penalized estimates $\hat{\beta}_r$, for $r = 1, \dots, 10$, for the EDP model and we compare them with the corresponding maximum likelihood estimates $\hat{\beta}_{r,\text{MLE}}$. A summary of all the estimates for $r = 1, \dots, k_x$ is given in Table 2. Note that the expected value of the $\text{GAMMA}(2, 1)$ prior roughly

corresponds to the median of the maximum likelihood estimates. As expected, the prior on β_r shrinks the maximum likelihood estimates towards 2 and avoids ill-behaved maximization problems. For example, without the penalty term one would get $\hat{\beta}_{3,\text{MLE}} = 0$, which is not an admissible value.

Finally, we report the summary of the estimates $(\hat{\beta}_r, \hat{\sigma}_r)$ for the EPY model in Table 3. The prior on σ_r shrinks the estimates $\hat{\sigma}_r$ towards 0 and therefore the corresponding β_r parameters are quite similar to those of the EDP.

REFERENCES

- Blackwell, D. and J. B. MacQueen (1973). Ferguson distributions via Pólya urn schemes. *The Annals of Statistics* 1(2), 353–355.
- Camerlenghi, F., A. Lijoi, P. Orbanz, and I. Prünster (2019). Distribution theory for hierarchical processes. *The Annals of Statistics* 47(1), 67–92.
- Canale, A., A. Lijoi, B. Nipoti, and I. Prünster (2017). On the Pitman-Yor process with spike and slab base measure. *Biometrika* 104(3), 681–697.
- Cassese, A., W. Zhu, M. Guindani, and M. Vannucci (2019). A Bayesian nonparametric spiked process prior. *Bayesian Analysis* 14(2), 553–572.
- Cifarelli, D. M. and E. Regazzini (1990). Distribution functions of means of a Dirichlet process. *The Annals of Statistics* 18(1), 429–442.
- Consonni, G. and P. Veronese (2001). Conditionally reducible natural exponential families and enriched conjugate priors. *Scandinavian Journal of Statistics* 28, 377–406.
- De Blasi, P., S. Favaro, A. Lijoi, R. H. Mena, I. Prünster, and M. Ruggiero (2015). Are Gibbs-type priors the most natural generalization of the Dirichlet process? *IEEE Transactions on Pattern Analysis and Machine Intelligence* 37(2), 212–229.
- Denti, F. (2020). *Bayesian mixtures for large scale inference*. Ph. D. thesis, University of Milan Bicocca.
- Dunson, D. B., A. H. Herring, and S. M. Engel (2008). Bayesian selection and clustering of polymorphisms in functionally related genes. *Journal of the American Statistical Association* 103(482), 534–546.
- Dunson, D. B., Y. Xue, and L. Carin (2008). The matrix stick-breaking process. *Journal of the American Statistical Association* 103(481), 317–327.

- Favaro, S., A. Lijoi, R. H. Mena, and I. Prünster (2009). Bayesian non-parametric inference for species variety with a two-parameter Poisson-Dirichlet process prior. *Journal of the Royal Statistical Society. Series B: Statistical Methodology* 71(5), 993–1008.
- Ferguson, T. S. (1973). A Bayesian analysis of some nonparametric problems. *The Annals of Statistics* 1(2), 209–230.
- Ferguson, T. S. and M. J. Klass (1972). A representation of independent increment processes without Gaussian components. *Annals of Mathematical Statistics* 43(5), 1634–1643.
- Gadd, C. W., S. Wade, and A. Boukouvalas (2019). Enriched mixtures of gaussian process experts. *arXiv:1905.12969*, 1–10.
- Ghosal, S. and A. van der Vaart (2017). *Fundamentals of Nonparametric Bayesian Inference*. Cambridge Series in Statistical and Probabilistic Mathematics.
- Guindani, M., P. Müller, and S. Zhang (2009). A Bayesian discovery procedure. *Journal of the Royal Statistical Society. Series B: Statistical Methodology* 71(5), 905–925.
- Ishwaran, H. and L. F. James (2001). Gibbs sampling methods for stick-breaking priors. *Journal of the American Statistical Association* 96(453), 161–173.
- James, L. F. (2005). Functionals of Dirichlet processes, the Cifarelli–Regazzini identity and Beta-Gamma processes. *The Annals of Statistics* 33(2), 647–660.
- Kerov, S. V. and N. V. Tsilevich (2001). The Markov-Krein correspondence in several dimensions. *Zapisky Nauchnykh Seminarov POMI* 283, 98–122.
- Kim, S., D. B. Dahl, and M. Vannucci (2009). Spiked Dirichlet process prior for Bayesian multiple hypothesis testing in random effects models. *Bayesian Analysis* 4(4), 707–732.
- Lijoi, A., R. H. Mena, and I. Prünster (2007a). Bayesian nonparametric estimation of the probability of discovering new species. *Biometrika* 94(4), 769–786.
- Lijoi, A., R. H. Mena, and I. Prünster (2007b). Controlling the reinforcement in Bayesian non-parametric mixture models. *Journal of the Royal Statistical Society. Series B: Statistical Methodology* 69(4), 715–740.
- Lijoi, A., B. Nipoti, and I. Prünster (2014). Bayesian inference with dependent normalized completely random measures. *Bernoulli* 20(3), 1260–1291.
- Lijoi, A. and I. Prünster (2010). Models beyond the Dirichlet process. In N. L. Hjort, C. C. Holmes, P. Muller, and S. G. Walker (Eds.), *Bayesian Nonparametrics*. Cambridge University Press.

- Lijoi, A., I. Prünster, and T. Rigon (2020). The Pitman–Yor multinomial model for mixture modeling. *Biometrika (In Press)*.
- Lijoi, A. and E. Regazzini (2004). Means of a Dirichlet process and multiple hypergeometric functions. *The Annals of Applied Probability* 32(2), 1469–1495.
- MacLehose, R. F., D. B. Dunson, A. H. Herring, and J. A. Hopping (2007). Bayesian methods for highly correlated exposure data. *Epidemiology* 18(2), 199–207.
- Malsiner-Walli, G., S. Frühwirth-Schnatter, and B. Grün (2017). Identifying mixtures of mixtures using Bayesian estimation. *Journal of Computational and Graphical Statistics* 26(2), 285–295.
- Müller, P., F. Quintana, and G. Rosner (2004). A method for combining inference across related non-parametric Bayesian models. *Journal of the Royal Statistical Society. Series B: Statistical Methodology* 66(3), 735–749.
- Perman, M., J. Pitman, and M. Yor (1992). Size-biased sampling of Poisson point processes and excursions. *Probability Theory and Related Fields* 92, 21–39.
- Pitman, J. (1996). Some developments of the Blackwell-Macqueen urn scheme. *Statistics, Probability and Game Theory* 30, 245–267.
- Pitman, J. and M. Yor (1997). The two-parameter Poisson-Dirichlet distribution derived from a stable subordinator. *The Annals of Probability* 25(2), 855–900.
- Regazzini, E., A. Lijoi, and I. Prünster (2003). Distributional results for means of normalized random measures with independent increments. *The Annals of Statistics* 31(2), 560–585.
- Rigon, T. (2019). An enriched mixture model for functional clustering. *arXiv:1907.02493*, 1–25.
- Scarpa, B. and D. B. Dunson (2009). Bayesian hierarchical functional data analysis via contaminated informative priors. *Biometrics* 65(3), 772–780.
- Scarpa, B. and D. B. Dunson (2014). Enriched stick-breaking processes for functional data. *Journal of the American Statistical Association* 109(506), 647–660.
- ter Steege, H. et al. (2013). Hyperdominance in the amazonian tree flora. *Science* 342(6156), 1243092.
- Wade, S., D. B. Dunson, S. Petrone, and L. Trippa (2014). Improving prediction from Dirichlet Process mixtures via enrichment. *Journal of Machine Learning Research* 15, 1041–1071.
- Wade, S., S. Mongelluzzo, and S. Petrone (2011). An enriched conjugate prior for Bayesian nonparametric inference. *Bayesian Analysis* 6(3), 359–386.