

Bounded Estimation over Finite-State Channels: Relating Topological Entropy and Zero-Error Capacity

Amir Saberi, Farhad Farokhi and Girish N. Nair

Abstract—We investigate state estimation of linear systems over channels having a finite state not known by the transmitter or receiver. We show that similar to memoryless channels, zero-error capacity is the right figure of merit for achieving bounded estimation errors. We then consider finite-state, worst-case versions of the common erasure and additive noise channels models, in which the noise is governed by a finite-state machine without any statistical structure. Upper and lower bounds on their zero-error capacities are derived, revealing a connection with the *topological entropy* of the channel dynamics. Separate necessary and sufficient conditions for bounded linear state estimation errors via such channels are obtained. These estimation conditions bring together the topological entropies of the linear system and the discrete channel.

I. INTRODUCTION

The communication channels that connect networked controlled systems make the traditional assumption that signals are continuously and perfectly available invalid. For example, data transmissions from wireless sensors are susceptible to noise, fading and interference from other transmitters. Often in communication systems, such effects are modeled by i.i.d. or Markov processes and performance is considered on average over many uses; e.g. in a normal phone call it is not important that every transmitted bit is received, and the average guaranteed performance is enough. In contrast, control systems often deal with safety-critical applications, where stability and performance must be guaranteed for every single use. As an example, in some applications, robots are required to avoid collisions especially operating alongside humans and, for that, they have to be localized with a bounded error [3]. Moreover, uncertainties such as disturbances and faults, often arise from mechanical and chemical components which may not exhibit i.i.d. randomness. *Adversarial noise* is another uncertainty that may not be described by *a priori* known stochastic assumptions. Thus, it is often treated as a bounded unknown variable without statistical assumptions and its worst-case behaviors are considered [4], [5].

As a major engineering problem, estimation over noisy channels has been studied extensively in the communica-

tions and networked control systems literature; see, e.g. [6]–[8], and references therein. This literature largely considers memoryless channels with known probabilistic models. The bounded data loss models used in [5], [9], [10] are notable departures from the stochastic approach, and use deterministic *weakly hard real-time* constraints to model the loss process in control and data networks. Furthermore, in low-latency communications where using long block codes is not feasible, deterministic, worst-case models have been proposed for coding [11], [12]. In addition, in recent years, bounded, nonstochastic approximations have been employed to deal with the complexity of high-dimensional stochastic problems, e.g. in network information theory [13] and multidimensional stochastic optimization [14].

When estimating the state of a linear system via a noisy memoryless channel, it is known that the relevant figure of merit for achieving estimation errors that are almost-surely uniformly bounded over time is the *zero-error capacity*, C_0 , of the channel, and not the ordinary capacity [15]–[17]. The zero-error capacity is defined as the maximum block coding rate yielding exactly zero decoding errors at the receiver. For memoryless channels, the zero-error capacity depends on the graph properties of the channel, not on the values of non-zero transition probabilities [18]. Unfortunately, the zero-error capacity is zero for common memoryless stochastic channel models, e.g. binary symmetric and binary erasure channels [19]. This means that when estimating unstable plants, the worst-case estimation errors grow unboundedly in the long term. Therefore, these channels are not suitable for safety- or mission-critical applications that must respect hard guarantees at all times.

Channel models with memory can capture the case when noise patterns are correlated, instead of assuming i.i.d. noise in the channel such as intersymbol-interference. Moreover, these models better reflect communication situations in which network congestion or wireless fading can cause bursty error patterns that are difficult to model stochastically or that the underlying probabilities vary significantly over time [11], [20], [21]. Interestingly, channels with memory can have positive C_0 unlike memoryless erasure and symmetric channels. A large class of channels with memory can be captured by *finite-state channels*, where the transitions between the states of the channel govern the noise pattern. As there might be no probabilistic structure in these channels, worst-case scenarios are considered. Such models have received attention in the recent literature [11], [21], [22], and are useful when proba-

The authors are with the Department of Electrical and Electronic Engineering, The University of Melbourne, VIC 3010, Australia (e-mails: asaberi@student.unimelb.edu.au, {ffarokhi, gnair}@unimelb.edu.au). Aspects of this work were done while F. Farokhi was also affiliated with CSIRO’s Data61. This work was supported by the Australian Research Council via Future Fellowship grant FT140100527. This paper was presented in part at the 2019 and 2020 IEEE International Symposia on Information Theory [1], [2].

bilistic information about the channel noise is not available or when the noise itself is not random, e.g., adversarial noises [4], [23], [24]. However, very few studies have considered the problem of estimation and control over channels with memory, e.g. stabilization over a special case of a continuous alphabet channel, namely a moving average Gaussian channel is studied in [25]. This paper intends to fill this gap for discrete channels.

Most studies of finite-state channels are focused on finding the ordinary capacity in stochastic settings. As an example, the *Gilbert-Elliott* channel is a well-studied model for bursty error patterns; see [26], [27], and references therein. However, there is no general result for finite-state channels. In recent years, studies have been done towards determining the zero-error capacity of special channels with memory. In [28], the zero-error capacity of special symbol shift channels is determined. In [29], Cao *et al.* studied the zero-error capacity of binary channels with one memory. In [30], Zhao and Permuter introduced a dynamic programming formulation for computing the *zero-error feedback capacity* of a finite-state channel assuming the state of the channel is available at both the encoder and decoder.

A. Our contribution

In this paper, we show that the zero-error capacity of any finite-state channel coincides with the largest possible rate of *nonstochastic information* (introduced in [22]) across it. This result generalizes the conditions on bounded state estimation for linear systems from memoryless to finite-state channels, demonstrating the universality of these conditions over more general classes of communication channels. It is worth noting that, in the case of probabilistic transitions, the zero-error capacity bounds presented in this paper are still valid since they do not depend on the transition probabilities. However, some examples of finite-state channels without stochastic assumptions are given that can be *bursty* channels [12], *sliding window* channels [31], and Gilbert-Elliott like channels [11]. In contrast to common stochastic channel models, the results presented here show that for the finite-state channel, both zero-error capacities can be strictly positive.

Next, we turn our focus to the state estimation problem over discrete erasure and additive noise channels governed by a finite-state machine. Such channels possess memory and thus fall outside the framework of [15], [18], [22]. Moreover, the input does not affect the noise process, making this problem different than [29]. An upper bound on C_0 for finite-state erasure channels is derived by applying the dynamic programming equation in [30] which gives the exact value of zero-error feedback capacity, C_{0f} . Novel bounds on C_0 are then derived in terms of the *topological entropy* of the channel state dynamics. The topological entropy is a metric to capture the asymptotic growth rate of uncertainty in a continuous dynamical system evolving on a compact space, first introduced by Adler *et al.* [32]. We refer the reader to [33] and recent papers [34], [35] for detailed discussions. In addition, discrete topological entropy in *symbolic dynamics* is defined as the asymptotic growth rate of the number of possible state sequences [36]. The upper bound derived for

C_0 of finite-state additive noise channels here is shown to be the exact value of C_{0f} for such channels in [2]. This paper goes well beyond [2]; in particular, it includes the estimation problem as well as erasure channels.

These bounds, in combination with the derived bounded state estimation conditions, yield separate necessary and sufficient conditions for achieving uniformly bounded state estimation errors via such channels, in terms of the topological entropies of the linear system and the channel. Here, both continuous and discrete topological entropies appear in one equation, which can be intriguing for further studies. In a recent conference paper [37], a worst-case *consecutive window* model of binary erasure channels was studied. Such a model can be made memoryless by a lifting argument, after which classical techniques can be applied. In contrast, the finite-state models studied here are state-dependent and require a different approach.

B. Paper organization

The rest of the paper is organized as follows. In section II, the problem of linear state estimation over finite-state channels is considered, in the nonstochastic framework of [22]. The zero-error capacity of such channels is characterized in terms of *nonstochastic information* (Theorem 1), leading to a necessary and sufficient condition for having uniformly bounded estimation errors (Theorem 2). In Section III general finite-state channels and their topological entropy are defined. Two classes of such channels are then described, namely finite-state erasure and additive noise channels. In Sections IV and V, we return to the problem of state estimation over channels in these classes, and derive separate necessary and sufficient conditions for bounded estimation errors. Finally, concluding remarks and future extensions are discussed in section VI.

C. Notation

Throughout the paper, q denotes the channel input alphabet size, logarithms are in base q , and coding rates and channel capacities are in symbols (or *packets*) per channel use. The cardinality of a set is denoted by $|\cdot|$. Define $V_r^n(q) := 1 + \binom{n}{1}(q-1) + \dots + \binom{n}{r}(q-1)^r = \sum_{i=0}^r \binom{n}{i}(q-1)^i$, where $r \in \{0, 1, \dots, n\}$. Let \mathbf{B}_l be an l -ball $\{v : \|v\| \leq l\}$ centred at origin with $\|\cdot\|$ denoting a norm on a finite-dimensional real vector space. The signal segment $(x(t))_{t=a}^{t=b}$ is denoted by $x(a : b)$. Further if there is no ambiguity in time segment, it is denoted by a vector \mathbf{x} . The set of natural numbers including zero is denoted by $\mathbb{N}_0 := \mathbb{N} \cup \{0\}$.

II. STATE ESTIMATION OVER FINITE-STATE CHANNELS

In this section, we first briefly provide some necessary background on the *uncertain variable* framework [22]. Next, the finite-state uncertain channel is defined and its zero-error capacity is characterized in terms of *maximin information*. Using these, a necessary and sufficient condition for linear state estimation with uniformly bounded estimation errors via finite-state uncertain channels is derived, extending the memoryless channel analysis in [22].

A. Finite-state uncertain channels

Let Π be a sample space. An *uncertain variable* Z is a mapping from Π to a set \mathcal{Z} . Given another uncertain variable W , the marginal, joint and conditional ranges are denoted by $\llbracket Z \rrbracket := \{Z(\pi) : \pi \in \Pi\} \subseteq \mathcal{Z}$, $\llbracket Z, W \rrbracket := \{(Z(\pi), W(\pi)) : \pi \in \Pi\} \subseteq \llbracket Z \rrbracket \times \llbracket W \rrbracket$, $\llbracket W|z \rrbracket := \{W(\pi) : Z(\pi) = z, \pi \in \Pi\}$, $\llbracket W|Z \rrbracket := \{\llbracket W|z \rrbracket : z \in \llbracket Z \rrbracket\}$, respectively. Uncertain variable Z and W are said to be *mutually unrelated* if $\llbracket Z, W \rrbracket = \llbracket Z \rrbracket \times \llbracket W \rrbracket$, i.e., if the joint range is equal to the Cartesian product of the marginals.

In what follows, assume that \mathcal{X} and \mathcal{Y} are the input and output spaces of the channel, respectively. Now, a finite-state uncertain channel can be defined as follows.

Definition 1 (Finite-state uncertain channel). An uncertain channel with any admissible input sequence $x(0:n) \in \mathcal{X}^{n+1}$ and output sequence $y(0:n-1) \in \mathcal{Y}^n$ is said to be finite-state if for any $n \in \mathbb{N}$

$$\llbracket Y(n)|x(0:n), y(0:n-1), s(0:n) \rrbracket = \llbracket Y(n)|x(n), s(n) \rrbracket, \quad (1)$$

where $s(n) \in \mathcal{S}$ is state of the channel at time n and \mathcal{S} is a finite set of states.

In other words, given channel inputs, states and past outputs, the current output is *conditionally unrelated* with the past inputs, states and outputs. Note that here, we do not require states to be conditionally unrelated to past history. However, in Sections IV-V we impose state properties.

In a *zero-error code* \mathcal{F} , any two distinct codewords $x(0:n)$, $x'(0:n) \in \mathcal{F}$ can never result in the same channel output sequence, regardless of the channel noise and initial state. For a finite-state channel, the zero-error capacity is defined as follows.

Definition 2. The zero-error capacity, C_0 , is the largest block-coding rate that permits zero decoding errors, i.e.,

$$C_0 := \sup_{n \in \mathbb{N}_0, \mathcal{F} \in \mathcal{D}(n)} \frac{\log |\mathcal{F}|}{n+1}, \quad (2)$$

where $\mathcal{D}(n) \subseteq \mathcal{X}^{n+1}$ is the set of all zero-error codes of length $n+1$.

Note that since the logarithms are in base q , where q is the size of the input alphabet, C_0 takes maximum value one q -ary symbol per sample.

B. Zero-error capacity and maximin information

Consider the following definition.

Definition 3 (Overlap Connectivity/Isolation).

- A pair of points x and $x' \in \llbracket X \rrbracket$ are $\llbracket X|Y \rrbracket$ -*overlap connected* if a finite sequence of conditional ranges, $\{\llbracket X|y_i \rrbracket\}_{i=1}^n$ exists such that $x \in \llbracket X|y_1 \rrbracket$, $x' \in \llbracket X|y_n \rrbracket$ and each conditional range has nonempty intersection with its predecessor, i.e., $\llbracket X|y_i \rrbracket \cap \llbracket X|y_{i-1} \rrbracket \neq \emptyset$ for each $i \in \{2, \dots, n\}$. Furthermore, a set $\mathcal{B} \subset \llbracket X|Y \rrbracket$ is called $\llbracket X \rrbracket$ -*overlap connected* if every pair of points in \mathcal{B} are overlap connected;

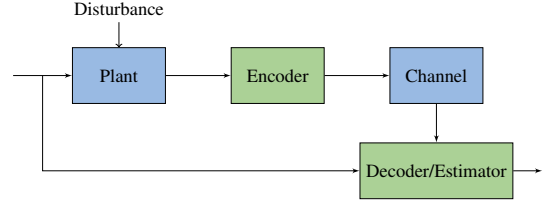


Fig. 1: State estimation via a communication channel.

- A pair of sets $\mathcal{B}, \mathcal{C} \subset \llbracket X|Y \rrbracket$ are $\llbracket X|Y \rrbracket$ -*overlap isolated* if there are no point in \mathcal{B} that is $\llbracket X|Y \rrbracket$ -overlap connected with any point in \mathcal{C} ;
- An $\llbracket X|Y \rrbracket$ -*overlap isolated partition*, denoted by \mathcal{P} (of $\llbracket X \rrbracket$) is a partition of $\llbracket X \rrbracket$ where every pair of distinct member-sets is $\llbracket X|Y \rrbracket$ -overlap isolated.
- An $\llbracket X|Y \rrbracket$ -*overlap partition* is an $\llbracket X|Y \rrbracket$ -overlap isolated partition in which each member-set is $\llbracket X|Y \rrbracket$ -overlap connected.

Furthermore, there exists a unique overlap partition $\llbracket X|Y \rrbracket_*$ that satisfies $|\mathcal{P}| \leq |\llbracket X|Y \rrbracket_*|$ for any $\llbracket X|Y \rrbracket$, cf. [22] for a detailed treatment.

Maximin information is defined as

$$I_*(X; Y) := \log |\llbracket X|Y \rrbracket_*|. \quad (3)$$

Given an input sequence $x(0:n)$ and the initial state s_0 which by Def. 1 a finite-state uncertain channel maps to an uncertain output signal $Y(0:n)$ so that $\llbracket Y(0:n)|x(0:n), s_0 \rrbracket \in \mathcal{Y}^{n+1}$. Since the initial condition generally is not known to the encoder or decoder, it is considered as another source of uncertainty and thus

$$\llbracket X(0:n)|y(0:n) \rrbracket = \bigcup_{s_0 \in \mathcal{S}} \llbracket X(0:n)|y(0:n), s_0 \rrbracket. \quad (4)$$

We now can give the following theorem.

Theorem 1. For any finite-state uncertain channel (Def. 1),

$$C_0 = \sup_{n \in \mathbb{N}_0, X(0:n): \llbracket X(0:n) \rrbracket \in \mathcal{X}^{n+1}} \frac{1}{n+1} I_*[X(0:n); Y(0:n)]. \quad (5)$$

Proof. See Appendix A. \square

This result shows that the largest average rate that can be transmitted via a finite-state uncertain channel with zero decoding error coincides with the largest average maximin information rate across it. We note that this generalizes the corresponding result in [22], which was limited to channels without memory.

C. State estimation of LTI systems over uncertain channels

Consider a linear time-invariant (LTI) dynamical system

$$\begin{aligned} X(t+1) &= AX(t) + BU(t) + V(t) \in \mathbb{R}^{n_x}, \\ Y(t) &= CX(t) + W(t) \in \mathbb{R}^{n_y}, \end{aligned} \quad (6)$$

where A , B , and C are constant matrices, $U(t) \in \mathbb{R}^{n_u}$, and the uncertain variables $V(t)$ and $W(t)$ represent process and measurement disturbances. Here, the goal is to keep the estimation error *uniformly bounded*, i.e., $\sup_{t \geq 0} \|\hat{X}(t) - X(t)\|$

bounded, with $\hat{X}(t)$ denoting the state estimate based on the measurement sequence $Y(0 : t)$. The following assumptions are made:

- A1: The pair (C, A) is observable;
- A2: There exist uniform bounds on the initial condition $X(0)$ and the noises $V(t), W(t)$;
- A3: The initial state $X(0)$, the noise signals V, W , and the channel error patterns are *mutually unrelated*;
- A4: The zero-noise sequence pair $(V, W) = (0, 0)$ is valid;
- A5: A has one or more eigenvalues λ_i with magnitude greater than one.

Another way of formulating the system dynamics with bounded noise is as a *difference inclusion*; see, e.g. [38].

The *topological entropy* of the system is given by

$$h_{lin} = \sum_{|\lambda_i| \geq 1} \log |\lambda_i|,$$

and can be viewed as the rate at which it generates uncertainty. We have the following theorem.

Theorem 2. Consider an LTI system (6) satisfying conditions A1–A5. Assume that outputs are coded and estimated via a finite-state uncertain channel (Def. 1) having zero-error capacity $C_0 > 0$. Then there exists a coder-estimator that yields uniformly bounded estimation errors if and only if

$$C_0 > h_{lin}. \quad (7)$$

Proof. See Appendix B. \square

Remark 1. Theorem 2 extends the results of [22] for memoryless channels to finite-state channels. It states that uniformly reliable estimation is possible if and only if the zero-error capacity of the channel exceeds the rate at which the system generates uncertainty, topological entropy and the channel's zero-error capacity for larger classes of communication channels. The necessity argument of the proof relies on Theorem 1, which proves that any overlap isolated partition of $X(0)$ cannot exceed the number of messages transmittable without error, and this does not depend on the channel state (memory) realization. Furthermore, sufficiency follows from showing the existence of a zero-error code with a rate arbitrarily close to C_0 . By choosing a large enough blocklength, the dependence of the code on the channel memory becomes negligible.

In the sequel, we consider finite-state channel models and give some preliminaries that we use later on.

III. FINITE-STATE CHANNEL MODELS AND TOPOLOGICAL ENTROPY

Consider a channel with output $y(t) \in \mathcal{Y}$ at time t which is a function of current input $x(t) \in \mathcal{X}$ and correlated noise sequence $(v(t))_{t \in \mathbb{N}_0}$ governed by a finite-state machine or state transition graph. The directed graph describing the finite-state machine is defined as $\mathcal{G} = (\mathcal{S}, \mathcal{E})$, where $\mathcal{S} = \{s_1, \dots, s_m\}$ denotes the vertex set (*states* of the channel) and $\mathcal{E} \subseteq \mathcal{S} \times \mathcal{S}$ denotes the edge set with $(s, s') \in \mathcal{E}$ capturing the possibility of state transition between $s, s' \in \mathcal{S}$.

Let $s_0 \in \mathcal{S}$ and $x(0 : n-1)$ denote the starting state and input sequence, respectively. Define the *adjacency matrix*

$\mathcal{A} \in \{0, 1\}^{|\mathcal{S}| \times |\mathcal{S}|}$ such that the (s, s') th entry $\mathcal{A}_{s, s'}$ equals 1 if the state of the channel can transition from s to s' , and equals 0 otherwise. As an example, Fig. 2 shows a finite-state machine corresponding to a (noise) process $(v(t))_{t \in \mathbb{N}_0}$ at which no consecutive 1's can happen. Here,

$$\mathcal{A} = \begin{bmatrix} 1 & 1 \\ 1 & 0 \end{bmatrix}.$$

In symbolic dynamics, topological entropy is defined as the asymptotic growth rate of the number of possible state sequences. For a finite-state machine with an irreducible transition matrix¹ \mathcal{A} , the topological entropy (in base q) is known to coincide with $\log \lambda$, where λ is the *Perron* eigenvalue of \mathcal{A} [36]. This is essentially due to the fact that the number of the paths from state s_i to s_j in n steps is the (i, j) -th element of \mathcal{A}^n , which grows proportionally with λ^n for large n .

For a given initial state $s_0 \in \mathcal{S}$, define the binary indicator vector $\mathbf{z}_0 \in \{0, 1\}^{|\mathcal{S}|}$ consisting of all zeros except for a 1 in the position corresponding to initial state s_0 ; e.g. in Fig. 2, if starting from state s_1 , then $\mathbf{z}_0 = [1, 0]^T$. Let $\mathcal{Y}(s_0, x(0 : n-1))$ denote the set of all output sequences that can occur by transmitting the input sequence $x(0 : n-1)$ with initial channel state s_0 . Observe that since each output of the channel (which can be a correctly received symbol or with error) triggers a different state transition, each sequence of state transitions has a one-to-one correspondence to the output sequence, given the input sequence.

Based on these observations and Perron-Frobenius Theorem [36, Thm. 4.2.3], we have the following result.

Proposition 1 ([2]). For a finite-state channel with irreducible adjacency matrix, there exist positive constants α and β such that, for any input sequence $\mathbf{x} = x(0 : n-1) \in \mathcal{X}^n$,

$$\alpha \lambda^n \leq |\mathcal{Y}(s_0, \mathbf{x})| \leq \beta \lambda^n, \quad (8)$$

where λ is the Perron eigenvalue of the adjacency matrix.

Proof. See Appendix C. \square

In other words, Proposition 1 shows that the evolution of output set, $\mathcal{Y}(s_0, \mathbf{x})$ size, starting from any initial state is controlled by the maximum eigenvalue of the adjacency matrix. We denote the topological entropy of the channel (which is logarithm of the maximum eigenvalue) with $h_{ch} := \log \lambda$.

We study channels with two types of errors; erasure and additive noise which are generalizations of binary erasure and symmetric channels, respectively. Based on the type of error, we separate channel models into erasure and additive noise types which are defined as follows.

Definition 4 (Finite-state erasure channels). A channel is called *finite-state erasure* if the output $y(t) \in \mathcal{X} \cup \{*\}$ at time $t \in \mathbb{N}_0$ is obtained by

$$y(t) = \phi(x(t), v(t)) := \begin{cases} x(t), & \text{if } v(t) = 0, \\ *, & \text{otherwise,} \end{cases},$$

where $*$ denotes erasure in the channel and the noise $v(t) \in$

¹A matrix is irreducible if and only if its associated graph is strongly-connected [39, Ch. 8].

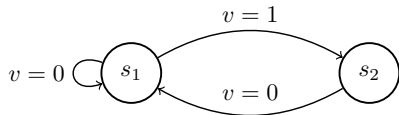


Fig. 2: A finite-state machine describing the transition of a noise process in a channel at which no consecutive 1's can happen.

$\{0, 1\}$ is governed by a finite-state machine such that each outgoing edge from a state $s(t)$ corresponds to different values $v(t)$ of the noise starting. Thus, there are at most two outgoing edges from each state. Moreover, it is assumed the graph is strongly connected.

Remark 2. The strong connectivity of the underlying graph is needed to be able to use the Perron-Frobenius Theorem. In a stochastic setting, strong connectivity is a common assumption leading to recurrence, see e.g. [40].

The above finite-state machine is similar to the Mealy machine where each edge is denoted by input and output pair (see e.g. [41, Ch. 2]). However, in this model, the input (to the communication channel) has no effect on the transitions so it is ignored in the representation of Fig. 2 and the noise (as the output of the finite-state machine) is shown only. Any walk on the graph starting from initial state s_0 specifies a possible noise sequence.²

In finite-state erasure channels, the erasure appears as an extra symbol in the output. Therefore, the receiver knows the locations of the erased symbols; however, this information is not available to the sender.

Definition 5 (Finite-state additive noise channels). A channel is called *finite-state additive noise* if the output at time t is obtained by

$$y(t) = x(t) \oplus v(t), t \in \mathbb{N}_0, \quad (9)$$

where the correlated additive noise $v(t)$ is governed by a finite-state machine such that each outgoing edge from a state $s(t)$ corresponds to different values $v(t)$ of the noise. Thus, there are at most $|\mathcal{X}|$ outgoing edges from each state. We assume the state transition diagram of the channel is strongly connected.

The finite-state channels in Defs. 4 and 5 generalize their stochastic counterparts, the binary erasure and symmetric channels, respectively. Here, instead of having a probability of error for every single use of the channel (memoryless channel), the errors may occur based on a finite-state machine.

The state process described by the finite state machine is an uncertain Markov chain [22], which, in a stochastic setting, corresponds to a topological Markov chain [42, Ch.2]. This is a more general property than Markovianity. It allows the next state probability to depend not just on the current state, but also on previous states. Our results remain valid in these situations, since the zero-error capacity is not a function of the transition

²Note that each state may have different possible noise (output) set, e.g. in Fig. 2, there is one outgoing edges from state s_2 labeled with $v = 0$ which means no error occurs visiting this state. Also, s_1 has two outgoing edge which mean visiting this state may cause an error or error-free transmission over the channel.

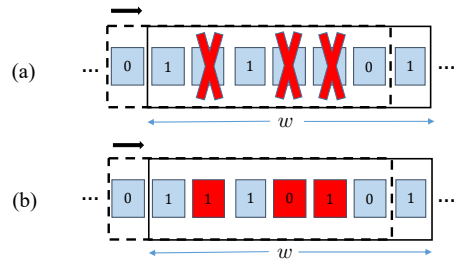


Fig. 3: Bounded error structure for binary ($w = 7, d = 3$) sliding-window erasure (a) and sliding-window symmetric (b) channels.

probabilities, but only of the topological structure of the state machine.

In the remainder of this section, some examples of finite-state channels with no stochastic assumptions are given which are studied in the recent literature. Such models usually arise in worst-case approaches where no probability assumptions made and some bounds on errors are considered [11], [21]. Here, an error can refer to both erasure (in erasure channels) or error (in additive noise channels). We show that these channels can be modeled as a finite-state machine.

A. Sliding-window channel models

A channel is called (w, d) *sliding-window* if the number of errors that may occur over a sliding-window of length w is upper bounded by a non-negative integer d . The maximum error rate is then d/w . Two channel models for erasure and additive noise cases are considered and are referred to as *sliding-window erasure* and *sliding-window symmetric* channels. In the symmetric channel, the input symbol may get mapped to any symbol in the output alphabet and an error occurs when the received symbol is different than the input one.³ Figure 3 illustrates simple sliding-window erasure and symmetric channels with binary input alphabets, for the case of $w = 7$ and $d = 3$. The channel output depends on the errors in the previous window; thus these channels have memory. Equivalently, they can be represented as finite-state channels.

For a sliding-window erasure channel, the current state of the channel is naturally represented as a w -bit word, with $*$ and \circ , respectively, indicating the locations of erroneous and error-free transmissions in the previous window. Note that this state depends only on the locations of the errors in the past w symbols, not on the transmitted symbols. Moreover, all the possible binary locations of erasures in a sequence of length w gives the number of states which is selecting $i = 0, 1, \dots, d$ erasure locations, i.e., $|\mathcal{S}| = V_d^w(2) = 1 + \binom{w}{1} + \dots + \binom{w}{d}$.

Due to restrictions on the number of errors in each sliding window, not all states can be visited from any starting state in a single step. For example, Fig. 4 shows the state transition diagram for the $(w = 3, d = 1)$ sliding-window erasure channel. Here, instead of labeling the edges, red-dashed edges correspond to erasure ($v(t) = 1$) and solid edges are for error-free ($v(t) = 0$) transmission over the channel.

³The symmetric structure can be seen as a special case of the additive noise channel model where the symbols may get mapped to some subsets of the output alphabet.

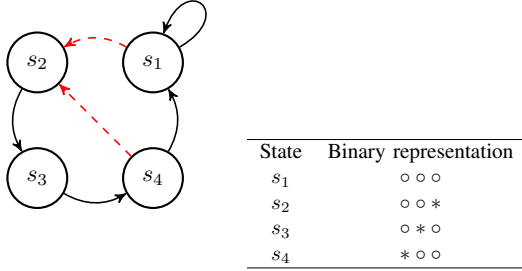


Fig. 4: States transition graph governing the noise in a $(w = 3, d = 1)$ sliding-window erasure channel.

For an (w, d) sliding-window symmetric channel, we define the state as a q -ary word of length w , in which o indicates no error and o', o'', \dots label the $(q - 1)$ erroneous symbol swaps that can occur. This is not the most compact state representation; however, for a given input sequence it yields a one-to-one relationship between the state and output sequences, which will be useful in deriving lower bounds on zero-error capacity. The set \mathcal{S} of possible states can be shown to be of size $V_d^w(q)$ (by selecting $i = 0, 1, \dots, d$ error locations, each with $q - 1$ distinct possibilities, in a window of length w).

To illustrate this, see Fig. 5 for the possible states and transitions for a $(w = 3, d = 1)$ sliding-window symmetric channel with alphabet size $q = 3$. For example, the state s_1 is error-free and can have $q = 3$ transitions: (i) there is no error, resulting in no change in the state of the channel, (ii) there is an error with output $(x(i) + 1) \bmod 3$, resulting in transition to state s_2 , and (iii) there is an error with output $(x(i) + 2) \bmod 3$, resulting in transition to state s_5 . Note that both s_2 and s_5 represent only one error; hence, in the case of the sliding-window erasure channel, they could be combined into one state.

B. Bursty errors

In this channel, errors happen up to d consecutive symbols in a sliding window of length w . An example of this channel which has up to 2 errors in a sliding window of size 3 is shown in Fig. 6 (a). The states of this channel can be defined similarly to Section III-A.

C. Guard space between errors

In this channel, after each bounded number of errors, there is a minimum number of error-free transmissions. Therefore, a guard space between errors is present. Figure 6 (b) shows an example of this channel in which between any errors (of maximum length 2) a guard space of length 3 exists.

D. Gilbert-Elliot like channels

The celebrated Gilbert-Elliot channel is used to describe bursty errors and in its stochastic form is modeled by two states in transmission. In the *good* state, the probability of error is low, but in the *bad* state the probability of error is high. In other terms, the Gilbert-Elliot channel has two main operation states, wherein the good state errors in the

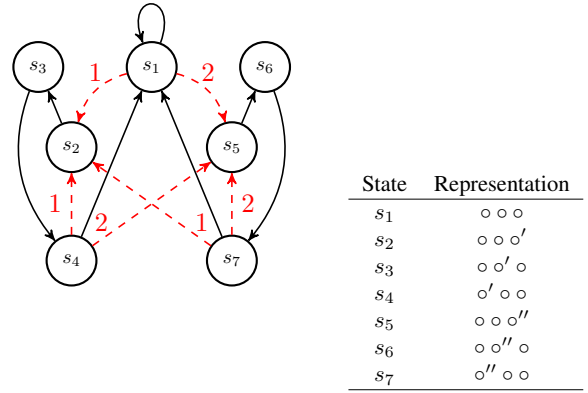


Fig. 5: States and transition graph governing the noise in a $(3, 1)$ sliding-window symmetric channel with $q = 3$. Here o' and o'' denote possible swaps with respect to sent symbol. Each labeled transition edge corresponds to the non-zero noise $(v(t) \neq 0)$.

channel are sparse, while in the bad state, it behaves as a burst-error channel. Recently, in [11], Badr *et. al.* have introduced a worst-case model which is an approximation of stochastic Gilbert-Elliot channels. In their proposed model in any sliding window of length W , the channel can have two patterns: (i) a single burst or consecutive erasure of maximum length B , or (ii) a maximum of N erasures in arbitrary positions within the window. They use the notation $C(N, B, W)$ for such a channel. Again, this model can be described with the introduced finite-state machine. Figure 6 (c) shows the state transition of a $C(1, 3, 4)$ channel.

IV. STATE ESTIMATION OVER FINITE-STATE ERASURE CHANNELS

In this section, we investigate bounded state estimation of an LTI system over the finite-state erasure channels introduced in the previous section. It is shown that the topological properties of the channel state transition diagram are linked with the topological entropy of the LTI system in order to estimate the states with bounded error. Note that all topological entropies and capacities are measured in base q , i.e. in units of q -ary symbols per sample.

We give the following theorem.

Proposition 2. Consider an LTI system in (6) satisfying conditions A1–A5. Assume that the measurements are coded and transmitted via a finite-state erasure channel (Def. 4) with topological entropy h_{ch} and maximal ratio τ . Then uniformly bounded estimation errors can be achieved if

$$h_{lin} + h_{ch} + \tau < 1. \quad (10)$$

Conversely, there exist sequences of process and measurement noise for which the estimation error grows unbounded if

$$h_{lin} + \tau > 1. \quad (11)$$

Remark 3. The achievability part of this proposition involves the topological entropies of both the linear system and the channel. If their sum, which can be regarded as a total rate of uncertainty generation, is less than the worst-case rate at

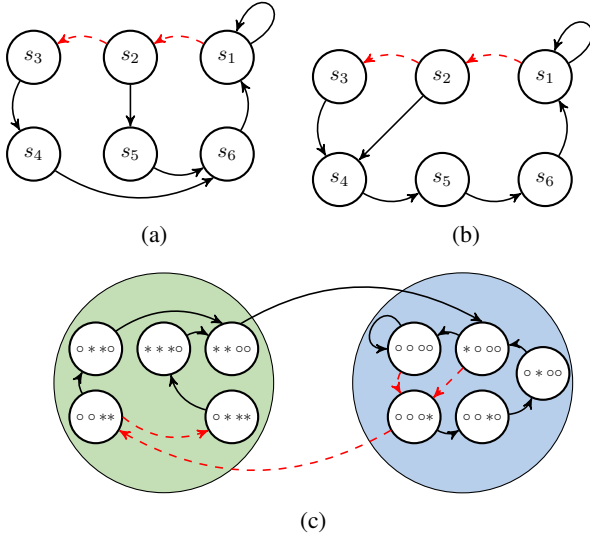


Fig. 6: States transition diagram governing the noise sequence in (a) a channel that may have bursty errors up to length two in each sliding window of size 3, (b) a channel that has a guard space between any error with maximum length two, and (c) Gilbert-Elliot like channel. The red-dashed and black lines corresponds to transmissions with and without error, respectively. Blue circled group of states is *good* group of states and green circled one is *bad* group of states.

which symbols can be transported without error across the channel, i.e., $1 - \tau$, then uniformly bounded estimation errors are possible. This can be seen as a *small-uncertainty* version of the small-gain theorem.

To prove Proposition 2, we derive bounds on C_0 of the finite-state erasure channel. Explicit formulas for the zero-error capacity typically do not exist except in special cases, even for memoryless channels. We derive an upper bound on C_0 by calculating the zero-error feedback capacity and a lower bound by constructing a zero-error code.

In the following subsection, the zero-error feedback capacity of the finite-state erasure channel is investigated.

A. Zero-error feedback capacity of finite-state erasure channel

The zero-error feedback capacity C_{0f} is the zero-error capacity of a channel in the presence of a noiseless feedback from the output.

Let \mathcal{M} be the message set, $x(t) \in \mathcal{X}$ be the channel input and $y(t) \in \mathcal{Y}$ the channel output. For channels with feedback, the input to the channel is a function of the message and previous outputs, i.e., $x(t) = f_t(m, y(0 : t-1))$, $t = 0, 1, \dots, n$, $m \in \mathcal{M}$, where $f_t(\cdot)$ is the encoding function (setting $y(0 : -1) = \emptyset$). The set of functions $\mathcal{F} = \{f_{0:n}(m, \cdot) | m \in \mathcal{M}\}$ is called a *zero-error feedback code* if no two distinct messages $m \neq m' \in \mathcal{M}$ can result in the same channel output sequence, regardless of the channel noise and initial state.

Definition 6. The zero-error feedback capacity of a channel is

$$C_{0f} := \sup_{n \in \mathbb{N}_0, \mathcal{F} \in \mathcal{F}(n)} \frac{\log |\mathcal{M}|}{n+1},$$

where \mathcal{F} is chosen from the set $\mathcal{F}(n)$ of all zero-error feedback codes with blocklength $n+1$.

Unlike the zero-error capacity, in zero-error feedback capacity, the encoder has access to the previous channel outputs. Since the family of zero-error codes with feedback includes the family of zero-error codes without feedback, we have $C_0 \leq C_{0f}$.

For discrete memoryless channels, C_{0f} can be obtained through an optimization problem [18]. For finite-state channels with causal state information at the transmitter and receiver, by adopting Shannon's approach, it has been shown that C_{0f} can be obtained by solving a dynamic programming problem [30]. In the finite-state erasure channel, the state is revealed by the output sequence. Thus, in the presence of an error-free feedback channel, the state is known to the encoder and the decoder, and we can apply the techniques of [30].

Each channel output sequence, $\mathbf{y} = y(0 : n-1)$ with initial state s_0 is equivalent to a walk through the state transition graph denoted by $\varpi(0 : n-1) := \{\xi_i\}_{0 \leq i \leq n-1}$ where ξ_i is an edge between two vertices or states. Moreover, $E(\varpi(0 : n-1))$ or $E(s_0, \mathbf{y})$ denotes the number of erasure edges in this walk. Before giving the main result of this section, we give the following definition.

Definition 7 (Maximal ratio). For any cycle in the state diagram of a finite-state channel and let $\tau_i := e_i/l_i$ where e_i is the number of error edges and l_i is the total number of edges in the cycle. *Maximal ratio* is defined as the maximum τ_i over all cycles, i.e., $\tau := \max_i \{\tau_i\}$.

In the following lemmas we show that when n is large, any walk, $\varpi(0 : n-1)$, on the cycle with maximal ratio has the maximum number of erasures.

Lemma 1. For the finite-state erasure channel with maximal ratio $\tau = e/l$ and initial state s_0 , the number of erasures for any output sequence is upper bounded by

$$E(s_0, \mathbf{y}) \leq \tau n + |\mathcal{S}|. \quad (12)$$

Proof. See Appendix D. \square

Now we show that there are some sequences that get close to the upper bound in (12) when n is large enough.

Lemma 2. For the finite-state erasure channel with maximal ratio $\tau = e/l$ and initial state s_0 , there is an output sequence \mathbf{y} such that

$$E(s_0, \mathbf{y}) > \tau n - l - |\mathcal{S}|. \quad (13)$$

Proof. See Appendix E. \square

According to the above lemmas, for a finite-state erasure channel, we have the following

$$\lim_{n \rightarrow \infty} \max_{s_0, \mathbf{y}} \frac{E(s_0, \mathbf{y})}{n} = \tau. \quad (14)$$

The above lemmas are used to give the following formula for finite-state erasure channels.

Theorem 3. The zero-error feedback capacity of a finite-state erasure channel (Def. 4) is

$$C_{0f} = 1 - \tau. \quad (15)$$

Proof. See Appendix F. \square

Theorem 3 states that the zero-error capacity of the finite-state erasure channel with feedback coincides with the minimum fraction of the q -ary packets that may be successfully received.

We now relate the zero-error capacity of the channel to its topological entropy.

B. Zero-error capacity bounds for finite-state erasure channel

In the following theorem, we show a lower bound linking the topological entropy of the channel to the zero-error capacity. The upper bound is from Theorem 3.

Theorem 4. The zero-error capacity of a finite-state erasure channel (Def. 4) with topological entropy h_{ch} and maximal ratio τ (Def. 7) is bounded by

$$1 - \tau - h_{ch} \leq C_0 \leq 1 - \tau. \quad (16)$$

Proof. See Appendix G. \square

Remark 4. The topological entropy h_{ch} can be viewed as the rate at which the channel dynamics generate uncertainty. Intuitively, this uncertainty cannot increase the zero-error capacity of the channel, which explains why it appears as a negative term in (16).

Remark 5. There are various results that bound $h_{ch} = \log \lambda$. For instance, for any graph with maximum out-degree d_{max} and minimum out-degree d_{min} , we have $d_{min} \leq \lambda \leq d_{max}$ [43]. Therefore, a loose lower bound would be $1 - \tau - \log d_{max}$. Moreover, note that $d_{max} = 2$ for the state diagram of any finite-state erasure channel. Thus for large alphabet size q , the lower bound meets the upper bound obtained in (15), i.e., $\lim_{q \rightarrow \infty} C_0 = 1 - \tau$. In other words, for large packet sizes, the zero-error capacity is equal to the fraction of the packets that are not dropped in the worst-case scenario. This is comparable with the (small-error) capacity of the erasure channel which is equal to the expected fraction of the packets that are not dropped.

Remark 6. The proof of Proposition 2 follows from Theorems 2 and 4.

In what follows, the zero-error capacity of the sliding-window erasure channel as an example of finite-state erasure channel is discussed and compared with the general results of Theorem 4.

C. Example: sliding-window erasure channel

Based on the sliding-window erasure channel's structure some new bounds are derived to compare with the general bounds discussed in the previous section.

Consider the structure of the state diagram of a (w, d) sliding window erasure channel. The cycles with maximal ratio (Def. 7) are the ones corresponding to the maximum number of erasures in the past n transmission. The following Lemma gives the reason.

Lemma 3. For a (w, d) sliding-window-erasure channel $\tau = d/w$.

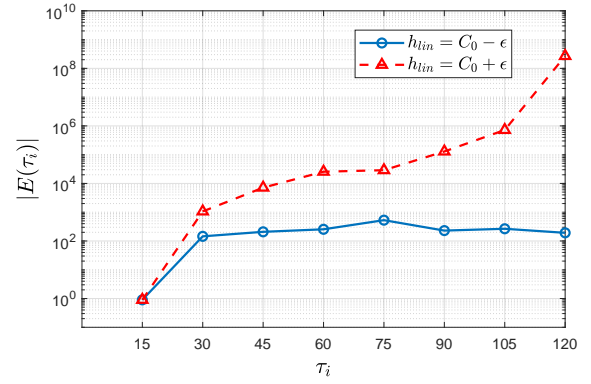


Fig. 7: State estimation errors over a $(3, 1)$ sliding-window erasure channel.

Proof. See Appendix H. \square

Considering Lemma 3 and bounds in (16) yields the following bounds for the sliding-window erasure channel.

Corollary 1. For a (w, d) sliding-window erasure channel with topological entropy h_{ch} , the following holds.

$$1 - \frac{d}{w} - h_{ch} \leq C_0 \leq 1 - \frac{d}{w}. \quad (17)$$

Remark 7. According to Theorem 3, $C_{0f} = 1 - d/w$ for sliding-window erasure channel. However, in this case, it is straightforward to see that the zero-error feedback capacity is upper bounded by $1 - d/w$. This is because, for long input sequences, in a worst-case scenario $1 - d/w$ proportion of symbols can be erased which bounds the rate from above. Furthermore, this rate can be achieved by a simple feedback encoding method that re-transmits every erased symbol until it is successfully received. Therefore, the zero-error feedback capacity equals $1 - d/w$.

Remark 8. In [12], the authors use the similar structure of the sliding-window erasure channel as here and use *maximum distance separable* (MDS) codes to achieve the rate of $1 - d/w$ without feedback. A subtle but critical point to note here is that only for a few combinations of (w, d, q) such codes exist; e.g. there is no MDS code for binary alphabets and roughly these codes exist for large alphabet sizes [44].

Next, we derive a different lower bound for the zero-error capacity of the channel.

Theorem 5. The zero-error capacity of a sliding window-erasure channel which arbitrarily erases up to d symbols in every sliding window of w symbols is lower bounded by

$$C_0 \geq 1 - \frac{1}{w} \log V_d^w(q). \quad (18)$$

Proof. See Appendix K. \square

Figure 8(a) demonstrates the capacity bounds discussed so far, for a binary ($q = 2$) sliding-window erasure channel. Note that the general topological entropy lower bound gives a tighter lower bound for small d/w .

TABLE I: Bounds on the zero-error capacity of the studied channels.

Channel	Type	Lower bound	Upper bound
Finite-state erasure	General (Thm. 4)	$1 - \tau - h_{ch}$	$1 - \tau$
	Sliding-window erasure (Thm. 5)	$1 - (1/w) \log V_d^w(q)$	$1 - d/w$
Finite-state additive noise	General (Thm. 6)	$1 - 2h_{ch}$	$1 - h_{ch}$
	Sliding-window symmetric (Thm. 7)	$1 - (1/w) \log V_{2d}^w(q)$	$1 - (d/w) \log(q - 1)$

D. Numerical example

Consider a scalar plant $X(t+1) = aX(t) + V(t)$, $|V(t)| < 1$, $|X(0)| < 1$. Assume that the state can be measured with no noise, i.e., $Y = X$. The state is estimated over a binary (3,1) sliding window erasure channel (see Fig. 4) for which $\tau = 1/3$. For this channel $C_0 = 2/3$. The upper bound $C_0 \leq 1 - \tau = 2/3$ is clear from Theorem 4. Moreover, a zero-error code can be constructed that achieves this bound. Consider a block of length 3, denoted by $b_1 b_2 b_3$ at which the last bit serves as a parity check symbol such that $b_3 = b_1 \oplus b_2$. Since at most one bit among these 3 bits may be erased, the erased bit can be recovered from other received bits. Therefore, the code yields zero-decoding error and, thus, $C_0 = 2/3 \approx 0.67$.

According to Theorem 2, if $h_{lin} := \log_2 |a| < C_0$, bounded state estimation can be achieved. Moreover, if $h_{lin} > C_0$, no coder-estimator can estimate the state of the system. We consider two plants with different topological entropies. One of the plants has an entropy smaller than C_0 , i.e., $h_{lin} = C_0 - \epsilon$, while the other one has a topological entropy larger than C_0 , i.e., $h_{lin} = C_0 + \epsilon$ where $\epsilon = 0.1$. We construct a coder-estimator that estimates the state with a known bounded estimation error. We use the achievable scheme from [7, Ch. 8]. The details of the coding scheme are given in Appendix J. Fig. 7 shows that the magnitude of estimation error $E(\tau_i) := X(\tau_i) - \hat{X}(\tau_i)$ for both plants. Note that the error remains bounded for the plant with $h_{lin} < C_0$ but grows with time for the plant with $h_{lin} > C_0$.

V. STATE ESTIMATION OVER FINITE-STATE ADDITIVE NOISE CHANNELS

In this section, we investigate bounded state estimation of an LTI system over finite-state additive noise channels. The topological entropy of the channel appears in both necessary and sufficient conditions, reinforcing the links between topological entropies and the bounded state estimation. For finite-state additive noise channels, the conditions are as follows:

Proposition 3. Consider an LTI system in (6) satisfying conditions A1–A5. Assume that outputs are coded and estimated via a finite-state additive noise channel (Def. 5) with topological entropy h_{ch} . Then, uniformly bounded estimation errors can be achieved if

$$h_{lin} + 2h_{ch} < 1. \quad (19)$$

Conversely, there exists a sequence of process and measurement noises for which the estimation error grows unbounded if

$$h_{lin} + h_{ch} > 1. \quad (20)$$

Remark 9. The inequality $h_{lin} + \alpha h_{ch} < 1$ with $\alpha \in \{1, 2\}$ characterizes the bounded estimation condition: as long as the sum of uncertainties are small (below 1), we can achieve bounded estimation; otherwise, no such estimator can be constructed. Note that α reflects the gap between achievability and converse.

To prove Proposition 3, we first investigate C_0 of the finite-state additive noise channel. We have the following result on bounding C_0 of these channels.

Theorem 6. The zero-error capacity of a finite-state additive noise channel (Def. 5) with topological entropy, h_{ch} , is bounded by

$$1 - 2h_{ch} \leq C_0 \leq 1 - h_{ch}. \quad (21)$$

Proof. See Appendix I. \square

Remark 10. The bounds in (21) show a clear relationship between zero-error capacity and topological entropy such that if there is a high uncertainty in the channel state transition graph, it leads to a linear reduction in zero-error capacity. In other words, if $1 - C_0$ considered as the *corruption rate* in the channel, then it is bounded as $h_{ch} \leq 1 - C_0 \leq 2h_{ch}$ which closely relates to the asymptotic growth rate of uncertainty in the channel.

Remark 11. The proof of Proposition 3 follows from Theorems 2 and 6.

In the sequel, the zero-error capacity of the sliding-window symmetric channel as an example of finite-state additive noise channel is discussed and compared with the general results of Theorem 6.

A. Sliding-window symmetric channel

In this subsection, the zero-error capacity of the sliding-window additive noise channel as an example of finite-state additive noise channel (Section III-A) is discussed and new bounds are derived. The following Theorem gives the bounds for the sliding-window symmetric channel.

Theorem 7. The zero-error capacity of a sliding-window symmetric channel which have up to d errors in each sliding window of size w is bounded by

$$1 - \frac{1}{w} \log V_{2d}^w(q) \leq C_0 \leq 1 - \frac{d}{w} \log(q - 1). \quad (22)$$

Moreover, if $d \geq w/2$, then $C_0 = 0$.

Proof. See Appendix L. \square

Remark 12. The upper bound in (22) can be very loose for small alphabet sizes such that for a binary channel, it is the trivial bound of $C_0 \leq 1$.

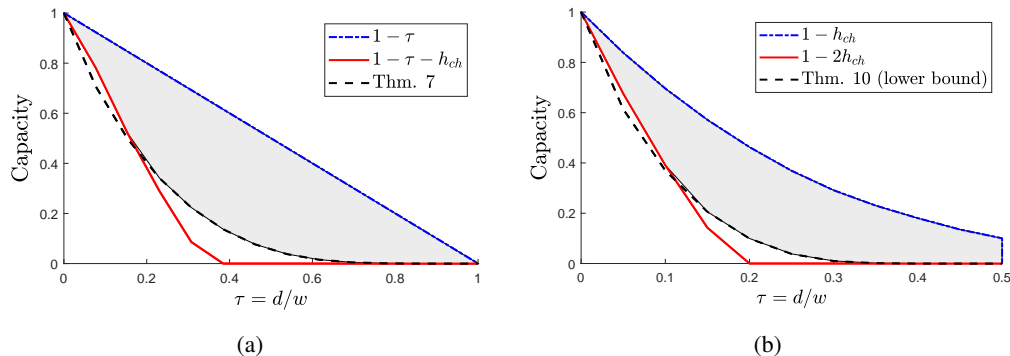


Fig. 8: Zero-error capacity bounds for (a) a binary sliding-window erasure channel and (b) a binary sliding-window symmetric channel. C_0 lies in the gray shaded area.

The results of Theorems 4-7 are summarized in Table I. Fig. 8 (b) shows the capacity bounds, for a binary sliding-window symmetric channel. Again, the general topological entropy lower bound in 1 gives a tighter lower bound for small d/w . The upper bound in (22) in this case is equal to 1.

VI. CONCLUSION

State estimation of linear time-invariant discrete-time systems over a class of finite-state channels was considered. The zero-error capacity of such channels is characterized in terms of nonstochastic information, leading to a necessary and sufficient condition for having uniformly bounded estimation errors. Two classes of finite-state channels are then described, namely finite-state erasure and additive noise channels. Bounds for the zero-error capacity of these channels were derived using results from feedback capacity and topological entropy theory. These bounds were translated to uniformly bounded state estimation over such channels. Interestingly, the results show that for finite-state uncertain channels, having strictly positive error-free communication rates, uniformly bounded estimation is possible. This contrasts sharply with the impossibility of almost surely bounded estimation using standard stochastic models.

Future work includes finding conditions in which a performance metric is guaranteed when estimating the states of a system over a channel. Moreover, Theorem 2 suggests that a larger range of unstable systems can be estimated with bounded errors over a channel modeled with memory compared to a memoryless worst-case version of the channel. Therefore, further analysis is needed regarding the modeling of channels for control purposes. Another direction is studying the uniform stability of linear control systems via finite-state channels.

APPENDIX A

PROOF OF THEOREM 1 (C_0 VIA MAXIMIN INFORMATION)

By Def. 2, $\mathcal{D}(n) \subseteq \mathcal{X}^{n+1}$ is the set of all block codes of length $n+1$ that yield zero decoding errors for any channel noise sequence and initial state of the channel. In other words,

$$\mathcal{D}(n) = \{ \mathcal{F} \in \tilde{\mathcal{D}}(\mathcal{X}^{n+1}) : \forall y(0:n) \in \mathcal{Y}^{n+1}, |\mathcal{F} \cap \mathcal{G}(y(0:n))| \leq 1 \}, \quad (23)$$

where $\tilde{\mathcal{D}}(\mathcal{X}^{n+1})$ is the family of all subsets of \mathcal{X}^{n+1} and where for each $y(0:n) \in \mathcal{Y}^{n+1}$, the (set-valued) reverse transition function $\mathcal{G}(y(0:n))$ gives the set of all sequences in \mathcal{X}^{n+1} that could have produced an output $y(0:n)$. For any $y(0:n) \in \llbracket Y(0:n) \rrbracket$, we have

$$\llbracket X(0:n) | y(0:n) \rrbracket = \llbracket X(0:n) \rrbracket \cap \mathcal{G}(y(0:n)). \quad (24)$$

Since $\llbracket X(0:n) | Y(0:n) \rrbracket_*$ is a partition of $\llbracket X(0:n) \rrbracket$, thus choosing a single input in each partition, it can be used as a zero-error code. In other words,

$$\begin{aligned} & |\llbracket X(0:n) | Y(0:n) \rrbracket_*| \\ &= \max_{\mathcal{F} \in \tilde{\mathcal{D}}(\mathcal{X}^{n+1}) : \forall \mathcal{C} \in \llbracket X(0:n) | Y(0:n) \rrbracket_*, |\mathcal{F} \cap \mathcal{C}| \leq 1} |\mathcal{F}| \\ &\stackrel{(a)}{\leq} \max_{\mathcal{F} \in \tilde{\mathcal{D}}(\mathcal{X}^{n+1}) : \forall \mathcal{B} \in \llbracket X(0:n) | Y(0:n) \rrbracket_*, |\mathcal{F} \cap \mathcal{B}| \leq 1} |\mathcal{F}| \\ &\stackrel{(24)}{=} \max_{\mathcal{F} \in \tilde{\mathcal{D}}(\mathcal{X}^{n+1}) : \forall y(0:n) \in \llbracket Y(0:n) \rrbracket, |\mathcal{F} \cap \mathcal{G}(y(0:n))| \leq 1} |\mathcal{F}| \\ &\stackrel{(23)}{\leq} \max_{\mathcal{F} \in \mathcal{D}(n)} |\mathcal{F}| \\ &\leq q^{C_0(n+1)}. \end{aligned} \quad (25)$$

Therefore, taking logarithm and dividing both sides by $n+1$,

$$\frac{1}{n+1} I_*[X(0:n); Y(0:n)] \leq C_0, \quad \forall n \in \mathbb{N}_0. \quad (26)$$

Note that (a) follows from the fact that each partition is expressible by union of some $\mathcal{B} = \llbracket X(0:n) | y(0:n) \rrbracket$ [22, Lemma 3.1]. Next, it is shown that $\forall n \in \mathbb{N}_0$, there is an uncertain variable $X(0:n)$ for which (25) is an equality. Let \mathcal{F}^* be a maximum-cardinality set in $\mathcal{D}(n)$, and set $\llbracket X(0:n) \rrbracket = \mathcal{F}^*$. By construction for any zero-error code, no point in $\mathcal{F} = \llbracket X(0:n) \rrbracket$ is $\llbracket X(0:n) | Y(0:n) \rrbracket$ -overlap connected. Thus the overlap partition $\llbracket X(0:n) | Y(0:n) \rrbracket_*$ is a family of $|\mathcal{F}^*| = |\llbracket X(0:n) \rrbracket|$ singletons, ensuring equality in (25). Taking logs and then a supremum over $n \in \mathbb{N}_0$ completes the proof.

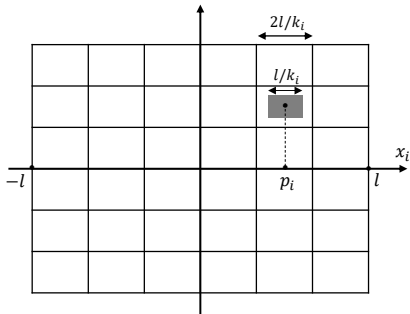


Fig. 9: The structure of each hypercube $L \in \mathcal{H}$ in (28).

APPENDIX B

PROOF OF THEOREM 2 (BOUNDED ESTIMATION OVER FINITE-STATE UNCERTAIN CHANNELS)

Suppose $D(t) = \zeta(t, Y(0:t)) \in \mathcal{X}$, $t \in \mathbb{N}_0$ be the channel's input where ζ is an encoder operator. Each symbol $D(t)$ is then transmitted over the channel. The received symbol $Q(t) \in \mathcal{Y}$ is decoded and a causal prediction $\hat{X}(t+1)$ of $X(t+1)$ is produced by means of another operator η as $\hat{X}(t+1) = \eta(t, Q(0:t)) \in \mathbb{R}^{n_x}$, $\hat{X}(0) = 0$.

We denote the estimation error as $E(t) := X(t) - \hat{X}(t)$. Now, we give the proof of Theorem 2.

Proof. 1) Necessity: Assume a coder-estimator achieves uniform bounded estimation error. By change of coordinates, it can be assumed that A matrix is in *real Jordan canonical form* which consists of ϱ square blocks on its diagonal, with the j -th block $A_j \in \mathbb{R}^{n_j \times n_j}$, $j = 1, \dots, \varrho$. Let $X_j(t), \hat{X}_j(t), E_j(t) \in \mathbb{R}^{n_j}$ and so on, be the corresponding j -th component.

Let $\kappa \in \{1, \dots, n_x\}$ denote the number of eigenvalues with magnitude larger than 1, including repeats. From now on, we will only consider the unstable subsystem, as the stable part plays no role in the analysis. Considering that the initial point $X(0)$, belongs to a l -ball $\mathbf{B}_l \subseteq \mathbb{R}^n$, by picking $\epsilon \in (0, 1 - \max_{i: |\lambda_i| > 1} |\lambda_i|^{-1})$, arbitrary $\nu \in \mathbb{N}$, and dividing the interval $[-l, l]$ on the i -th axis into

$$k_i := \lfloor (1 - \epsilon)|\lambda_i|^\nu \rfloor, i \in \{1, \dots, \kappa\} \quad (27)$$

equal subintervals of length $2l/k_i$. Let $p_i(s)$, $s = \{1, \dots, k_i\}$ denote the midpoints of the subintervals and inside each subinterval construct an interval $\mathbf{I}_i(s)$ centered at $p_i(s)$ with a shorter length of l/k_i . A hypercuboid family is defined as

$$\mathcal{H} = \left\{ \left(\prod_{i=1}^{\kappa} \mathbf{I}_i(s_i) \right) : s_i \in \{1, \dots, k_i\}, i \in \{1, \dots, \kappa\} \right\}, \quad (28)$$

in which any two hypercuboid are separated by a distance of l/k_i along the i -th axis for each $i \in \{1, \dots, \kappa\}$ (see Fig. 9). Consider an initial point with range $\llbracket X(0) \rrbracket = \cup_{\mathbf{L} \in \mathcal{H}} \mathbf{L} \subset \mathbf{B}_l \subset \mathbb{R}^n$. Let $\text{diam}(\cdot)$ denote the set diameter under the l_∞

norm and given the received sequence $q(0:t-1)$, we have

$$\text{diam}[\llbracket E_j(t) \rrbracket] \geq \text{diam}[\llbracket E_j(t) | q(0:t-1) \rrbracket] \quad (29)$$

$$= \text{diam}[\llbracket X_j(t) - \eta_j(t, q(0:t-1)) | q(0:t-1) \rrbracket]$$

$$= \text{diam}[\llbracket A_j^t X_j(0) + \sum_{i=0}^{t-1} A_j^{t-1-i} V_j(i) | q(0:t-1) \rrbracket] \quad (30)$$

$$\geq \text{diam}[\llbracket A_j^t X_j(0) | q(0:t-1) \rrbracket] \quad (31)$$

$$\geq \sup_{u, v \in \llbracket X_j(0) | q(0:t-1) \rrbracket} \frac{\|A_j^t(u-v)\|_2}{\sqrt{n_x}}$$

$$\geq \sup_{u, v \in \llbracket X_j(0) | q(0:t-1) \rrbracket} \frac{\sigma_{\min}(A_j^t) \|u-v\|_2}{\sqrt{n_x}}$$

$$\geq \sigma_{\min}(A_j^t) \frac{\text{diam}[\llbracket X_j(0) | q(0:t-1) \rrbracket]}{\sqrt{n_x}}, \quad (32)$$

where $\sigma_{\min}(\cdot)$ denotes smallest singular value. (29) holds since conditioning reduces the range [22]. Note that (30) follows from the fact that translating does not change the range. It is reasonably easy to see that sum of two unrelated uncertain variables have larger range than their individual range which results (31). Using Yamamoto identity [45, Thm. 3.3.21], $\exists t_\epsilon \in \mathbb{N}_0$ such that $\forall t \geq t_\epsilon$ the following holds

$$\sigma_{\min}(A_j^t) \geq (1 - \frac{\epsilon}{2})^t |\lambda_{\min}(A_j)|^t, j = 1, \dots, p. \quad (33)$$

By bounded state estimation error hypothesis $\exists \phi > 0$, s.t. $\phi \geq \sup \|\llbracket E(t) \rrbracket\| \geq \sup \|\llbracket E_j(t) \rrbracket\| \geq 0.5 \text{diam} \sup \llbracket E_j(t) \rrbracket$. Therefore,

$$\phi \geq \left((1 - \frac{\epsilon}{2}) |\lambda_{\min}(A_j)| \right)^t \frac{\text{diam}[\llbracket X_j(0) | q(0:t-1) \rrbracket]}{2\sqrt{n_x}}. \quad (34)$$

Now, we show that for large enough ν , the hypercuboid family \mathcal{H} (28) is an $\llbracket X(0) | q(0:\nu-1) \rrbracket$ -overlap isolated partition of $\llbracket X(0) \rrbracket$. By contradiction, suppose that $\exists \mathbf{L} \in \mathcal{H}$ that is overlap connected in $\llbracket X(0) | q(0:\nu-1) \rrbracket$ with another hypercuboid in \mathcal{H} . Thus there exists a conditional range $\llbracket X(0) | q(0:\nu-1) \rrbracket$ containing both a point $u_j \in \mathbf{L}$ and a point v_j in some $\mathbf{L}' \in \mathcal{H} \setminus \mathbf{L}$. Henceforth

$$\begin{aligned} \|u_j - v_j\| &\leq \text{diam}[\llbracket X_j(0) | q(0:\nu-1) \rrbracket] \\ &\leq \frac{2\sqrt{n_x}\phi}{((1 - \epsilon/2)|\lambda_{\min}(A_j)|)^\nu} j = \{1, \dots, p\}, \nu \geq t_\epsilon. \end{aligned}$$

Notice that by construction any two hypercuboid in \mathcal{H} are separated by a distance of l/k_i , which implies

$$\|u_j - v_j\| \geq \frac{l}{k_i} = \frac{l}{(1 - \epsilon)|\lambda_i|^\nu} \geq \frac{l}{(1 - \epsilon)|\lambda_{\min}(A_j)|^\nu}$$

The right hand side of this equation would exceed the right hand side of (33), when ν is large enough that

$$\left(\frac{1 - \epsilon/2}{1 - \epsilon} \right)^\nu > 2 \frac{\sqrt{n_x}\phi}{l},$$

yielding a contradiction. Therefore, for sufficiently large ν , no two sets of \mathcal{H} are $\llbracket X(0) | q(0:\nu-1) \rrbracket$ -overlap connected. So,

$$\begin{aligned}
I_*[X(0) : Q(0 : \nu - 1)] &= \log \|\llbracket X(0) | Q(0 : \nu - 1) \rrbracket_*\| \\
&\geq \log |\mathcal{H}| \\
&= \log \left(\prod_{i=1}^{\kappa} k_i = \prod_{i=1}^{\kappa} [(1 - \epsilon) \lambda_i]^\nu \right) \\
&\geq \log \left(\prod_{i=1}^{\kappa} 0.5 [(1 - \epsilon) \lambda_i]^\nu \right) \quad (35) \\
&= \log \left(2^{-\kappa} (1 - \epsilon)^{\kappa \nu} \prod_{i=1}^{\kappa} \lambda_i^\nu \right) \\
&= \nu \left(\kappa \log(1 - \epsilon) - \frac{\kappa}{\nu} \log 2 + \sum_{i=0}^{\kappa} \log |\lambda_i| \right), \quad (36)
\end{aligned}$$

where (35) holds since $\lfloor x \rfloor > x/2, \forall x > 1$. Furthermore, condition A3 implies a Markov chain, i.e., $X(0) \leftrightarrow S(0 : \nu) \leftrightarrow Q(0 : \nu)$. Hence,

$$\begin{aligned}
I_*[X(0); Q(0 : \nu - 1)] &\leq I_*[X(0 : \nu - 1); Q(0 : \nu - 1)] \\
&\leq I_*[S(0 : \nu - 1); Q(0 : \nu - 1)] \\
&\leq \nu C_0.
\end{aligned}$$

Considering this and (36) yields

$$C_0 \geq \kappa \log(1 - \epsilon) + \sum_{i=0}^{\kappa} \log |\lambda_i| - \frac{\kappa}{\nu} \log 2.$$

By letting $\nu \rightarrow \infty$ and the fact that ϵ can be made arbitrarily small, concludes the proof of necessity.

2) *Sufficiency*: We consider two cases (i) C_0 is achieved by a finite blocklength t^* and (ii) C_0 is achieved when $t \rightarrow \infty$. If it is the case (i) then by concatenating blocks with length t^* , any blocklength of size Kt^* , $K \in \mathbb{N}$ has the transmission rate of C_0 . Hence, the following argument holds for both of the cases.

By (7) and (2), $\forall \delta \in (0, C_0 - h_{lin}), \exists t^*, \nu > 0 (\nu > t^*)$ and a zero-error code book $\mathcal{F} \subseteq \mathcal{X}^\nu$ such that

$$h_{lin} < C_0 - \delta \leq \frac{1}{\nu} \log |\mathcal{F}|. \quad (37)$$

Down-sample (6) by ν , the equivalent LTI system is

$$X((k+1)\nu) = A^\nu X(k\nu) + U'_\nu(k) + V'_\nu(k), \quad (38)$$

$$Y(k\nu) = CX(k\nu) + W(k\nu), k \in \mathbb{N}_0, \quad (39)$$

where the accumulated control term $U'_\nu(k) = \sum_{i=0}^r A^{\nu-1-i} BU(k\nu + i)$ and disturbance term $V'_\nu(k) = \sum_{i=0}^r A^{\nu-1-i} V(k\nu + i)$ can be shown to be uniformly bounded over $k \in \mathbb{N}_0$ for each $r \in [0 : \nu - 1]$. By (37), $|\mathcal{F}|$ codewords can be transmitted without error for which satisfies $\log |\mathcal{F}| > \nu h_{lin}$. By the ‘‘data rate theorem’’ for LTI systems with bounded disturbances over error-less channels (see e.g. [46]) then there exists a coder-estimator for the equivalent LTI system of (38)-(39) with uniformly bounded estimation error for $k \in \mathbb{N}_0$. It readily gives the uniform boundedness for every $t \in \mathbb{N}_0$ of the (6). \square

APPENDIX C PROOF OF PROPOSITION 1 (SIZE OF THE OUTPUT SEQUENCES)

The total number of state trajectories after n -step starting from state s_i is equal to sum of i -th row of \mathcal{A}^n [36]. Hence, because of a one-to-one correspondence between state sequences and output sequences then $|\mathcal{Y}(s_0, \mathbf{x})| = \mathbf{z}_0^\top \mathcal{A}^n \mathbb{1}$.

Next, we show the upper and lower bounds in (16). According to the Perron-Frobenius Theorem, for an irreducible $k \times k$ matrix \mathcal{A} (or, equivalently, the adjacency matrix for a strongly connected graph), the entries of eigenvector $\mathbf{v} \in \mathbb{R}^k$ corresponding to λ are strictly positive [47, Thm. 8.8.1], [36, Thm. 4.2.3]. Therefore, multiplying \mathcal{A} by $\mathcal{A}\mathbf{v} = \lambda\mathbf{v}$ results in $\mathcal{A}^n\mathbf{v} = \lambda^n\mathbf{v}$ for $n \in \mathbb{N}$. Left multiplication by the indicator vector, \mathbf{z}_0^\top yields

$$\mathbf{z}_0^\top \mathcal{A}^n \mathbf{v} = \lambda^n \mathbf{z}_0^\top \mathbf{v}. \quad (40)$$

Denote minimum and maximum element of vector \mathbf{v} by v_{min} and v_{max} respectively. Hence, considering that all the elements in both sides of (40) are positive, we have

$$v_{min} \mathbf{z}_0^\top \mathcal{A}^n \mathbb{1} \leq \mathbf{z}_0^\top \mathcal{A}^n \mathbf{v} \leq v_{max} \lambda^n \mathbf{z}_0^\top \mathbb{1} = v_{max} \lambda^n.$$

Therefore, dividing by v_{min} , we have

$$|\mathcal{Y}(s_0, \mathbf{x})| = \mathbf{z}_0^\top \mathcal{A}^n \leq \frac{v_{max}}{v_{min}} \lambda^n = \beta \lambda^n, \quad (41)$$

where $\beta := v_{max}/v_{min} > 0$. Moreover, for deriving the lower bound similar to above, we have

$$v_{min} \lambda^n \mathbf{z}_0^\top \mathbb{1} \leq \mathbf{z}_0^\top \mathcal{A}^n \mathbf{v} \leq v_{max} \mathbf{z}_0^\top \mathcal{A}^n \mathbb{1} = v_{max} |\mathcal{Y}(s_0, \mathbf{x})|.$$

Let $\alpha := v_{min}/v_{max} = 1/\beta > 0$, hence $\alpha \lambda^n \leq |\mathcal{Y}(s_0, \mathbf{x})|$ which combining it with (41) results in (8).

APPENDIX D PROOF OF LEMMA 1

Let n be the size of the walk through the strongly connected state transition graph. If $n > |\mathcal{S}|$ then according to the pigeonhole principle, there is at least one repeated vertex and therefore, the walk must contain a cycle. Hence, any walk of length n goes through some non-repeated vertices and some cycles. In other words, the walk is composed of two types of sequences by separating the walk sequence into sub-sequences corresponding to walks through cycles and the rest, i.e.,

$$\varpi = \varpi(0 : n - 1) = \varpi_{nc} + \varpi_c, \quad (42)$$

where ϖ_{nc} is the edges passing through non-repeated vertices and $\varpi_c := \sum_i \varpi_c(i)$ is the sum of all the visited cycles (or repeated cycles). Figure 10 shows a sample walk where any cycle is simplified by a self-loop.

The walk length through non-repeated vertices can not exceed the total number of vertices, i.e. $|\varpi_{nc}| \leq |\mathcal{S}|$, where $|\varpi_{nc}|$ is the number of edges of ϖ_{nc} .

The reason is that if there was a state visited twice then the whole path can be considered as a cycle. As an example, in Fig. 10, $s_i = s_j$ then the walk would be another cycle (colored

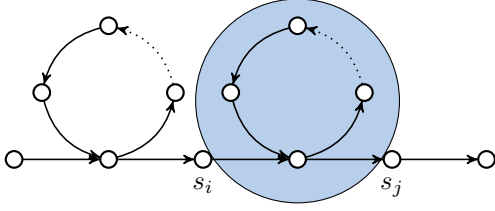


Fig. 10: Combination of non-repeated vertices and cycles in a walk through a strongly connected graph. All non-repeated states are distinct, otherwise, there exists another cycle including all the walk done in between; e.g. if in this graph $s_i = s_j$, then the blue circle corresponds to a bigger cycle, containing the walk starting from s_i and ending in s_j .

blue). Since length of the walk associated with cycles, as a subsequence is smaller than the whole walk, we have

$$n = |\varpi(0 : n - 1)| = |\varpi_{nc} + \varpi_c| \geq |\varpi_c| = \sum_i |\varpi_c(i)|, \quad (43)$$

where the sum is on all the composing cycles. Next, we show that the number of erasure-edges in every walk is upper bounded by $E(\varpi(0 : n - 1)) \leq \tau n + |\mathcal{S}|$.

For walks through non-repeated vertices, we have $E(\varpi_{nc}) \leq |\varpi_{nc}| = |\mathcal{S}|$ (visited erasure edges are a subsequence of the walk). For walks within cycles,

$$E(\varpi_c) = \sum_i E(\varpi_c(i)) = \sum_i |\varpi_c(i)| \tau_i \leq \tau \sum_i |\varpi_c(i)| \leq \tau n.$$

Therefore, considering (42) and (43) we get

$$E(\varpi(0 : n - 1)) = E(\varpi_{nc}) + E(\varpi_c) \leq \tau n + |\mathcal{S}|.$$

APPENDIX E PROOF OF LEMMA 2

Consider the set of states denoted by \mathcal{S}_m , that build the cycle with maximal ratio $\tau = e/l$; e.g. in Fig. 4, $\mathcal{S}_m = \{s_2, s_3, s_4\}$ shapes the cycle with maximal ratio. Any walk on this cycle has at least $\lfloor n/l \rfloor e$ erasure edges. In other words,

$$E(s_0, \mathbf{y}) \geq \lfloor n/l \rfloor e > \tau n - l, \quad s_0 \in \mathcal{S}_m.$$

Furthermore, since in a strongly connected graph any state is reachable within $|\mathcal{S}|$ steps, then starting from $\forall s_0 \in \mathcal{S}$ we have $E(s_0, \mathbf{y}) > \tau n - l - |\mathcal{S}|$.

APPENDIX F PROOF OF THEOREM 3 (C_{0f} OF FINITE-STATE ERASURE CHANNEL)

The set of states, \mathcal{S} of the channel can be partitioned into two subsets \mathcal{S}_I and \mathcal{S}_{II} , where, \mathcal{S}_I is the set of states that have two outgoing edges, one error-free transmission and the other one with erasure, and \mathcal{S}_{II} is the set of states that have a single error-free outgoing edge; e.g. in Fig. 4, $\mathcal{S}_I = \{s_1, s_4\}$ and $\mathcal{S}_{II} = \{s_2, s_3\}$. We obtain C_{0f} of the channel using the result of [30], in which it is shown that

$$C_{0f} = \liminf_{k \rightarrow \infty} \frac{1}{k} \min_{s \in \mathcal{S}} \log W(k, s), \quad (44)$$

where $\forall s \in \mathcal{S}$ and for $k \in \mathbb{N}$, $W(k, s)$ is a mapping $\mathbb{Z}^+ \times \mathcal{S} \mapsto \mathbb{R}^+$ and is obtained iteratively (with initial value $W(0, s) = 1, \forall s \in \mathcal{S}$) from the dynamic programming (DP) equation in

$$W(k, s) = \max_{P_{X|S}} \min_{s' \in \mathcal{S}} \left\{ W(k-1, s') \times \left(\max_{y \in \mathcal{Y}} \sum_{x \in \mathcal{G}(y, s'|s)} P_{X|S}(x|s) \right)^{-1} \right\}, \quad (45)$$

with $P_{X|S}(\cdot|\cdot)$ being a probability mass function on \mathcal{X} for each state $s \in \mathcal{S}$. The subset of the inputs that can result in the output y is denoted by $\mathcal{G}(y, s'|s) = \{x | x \in \mathcal{X}, P_X(y, s'|x, s) > 0\}$, where s is the current state and s' is the next state of the channel. For the finite-state erasure channel, $\mathcal{G}(y, s'|s) = \{y\}$ if no erasure occurs (hence, $x = y$) and $\mathcal{G}(y, s'|s) = \mathcal{X}$, otherwise. Assume that the current state $s \in \mathcal{S}_I$, then there is two outgoing edges. Let s_e and s_s be the end-point of erasure and error-free edges, respectively. Hence

$$\begin{aligned} W(k, s) &= \max_{P_{X|S}} \min \left\{ W(k-1, s_e) \left(\max_{y \in \mathcal{Y}} \sum_{x \in \mathcal{X}} P_{X|S}(x|s) \right)^{-1} \right. \\ &\quad \left. , W(k-1, s_s) \left(\max_{y \in \mathcal{Y}} P_{X|S}(x=y|s) \right)^{-1} \right\} \\ &\stackrel{(a)}{=} \min \left\{ W(k-1, s_e) \times 1, \right. \\ &\quad \left. W(k-1, s_s) \max_{P_{X|S}} \left(\max_{y \in \mathcal{Y}} P_{X|S}(x=y|s) \right)^{-1} \right\} \\ &= \min \left\{ W(k-1, s_e), W(k-1, s_s) \times q \right\}, \quad \forall s \in \mathcal{S}_I. \end{aligned} \quad (46)$$

Note that $\sum_{x \in \mathcal{X}} P_{X|S}(x|s)$ is equal to 1, as the summation is on all input alphabet. Furthermore, because one of the elements (i.e. $W(k-1, s_e)$) is constant w.r.t. the input distribution in the minimization argument, then the max-min operation can be swapped to get (a). At last, the uniform distribution is the solution of $\max_{P_{X|S}} \left(\max_{y \in \mathcal{Y}} P_{X|S}(x=y|s) \right)^{-1}$ which equals q and gives (46). Note that, (46) shows the edge with erasure, multiplies a gain of 1. Whereas, the edge with error-free transmission multiplies a gain of q . Furthermore, if current state $s \in \mathcal{S}_{II}$, it leads to

$$\begin{aligned} W(k, s) &= \max_{P_{X|S}} \left\{ W(k-1, s') \left(\max_{y \in \mathcal{Y}} P_{X|S}(x=y|s) \right)^{-1} \right\} \\ &= W(k-1, s') \times q, \quad \forall s \in \mathcal{S}_{II}. \end{aligned} \quad (47)$$

From (46) and (47) it yields that at each iteration, a gain is multiplied to the cost-to-go function, i.e., $W(k-1, s')$. We denote this gain with $a(s, s')$. This gain is obtained by solving $\max_{P_{X|S}} \left(\max_{y \in \mathcal{Y}} \sum_{x \in \mathcal{G}(y, s'|s)} P_{X|S}(x|s) \right)^{-1}$ for given s and s' that results in

$$a(s, s') = \begin{cases} 1 & \text{if } \mathcal{G}(y, s'|s) = \mathcal{X}, \\ q & \text{if } \mathcal{G}(y, s'|s) = y. \end{cases} \quad (48)$$

In other words, if going from s to s' is a path or edge with erasure (or when $\mathcal{G}(y, s'|s) = \mathcal{X}$) the gain is $a(s, s') = 1$

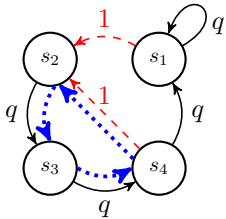


Fig. 11: The gain $a(s, s') \in \{1, q\}$ associated with each edge in a ($w = 3, d = 1$) sliding-window erasure channel. The cycle shaped with the states obtained from the solution of DP problem for $s \in \mathcal{S}_m$ is highlighted with a blue-dotted line.

and if it is for error-free edge (or when $\mathcal{G}(y, s'|s) = y$) then $a(s, s') = q$. In Fig. 11 the associated gain for each edge is shown. The red-dashed lines that represent erasure have a gain of 1 and other edges which represent error-free transmissions have a gain of q .

Therefore, starting from any initial state, solving the DP problem of (45) for finite-state erasure channel, corresponds to the output sequence with the maximum number of erasures that gives minimum overall gain, i.e. assuming $s(0) = s$,

$$W(k, s) = \min_{s(0:k-1) \in \mathcal{S}(k)} \prod_{i=0}^{k-1} a(s(i), s(i+1)), \quad (49)$$

where $\mathcal{S}(k)$ denotes the set of all the state sequences of length k subject to the state transition graph \mathcal{G} .

For calculating C_{0f} using (44), we need to find the output sequence with maximum number of erasures. According to (49), (12) and (13), for any initial state s and k number of steps, we have $q^{k-\tau k-|\mathcal{S}|} < W(k, s) < q^{k-\tau k+l+|\mathcal{S}|}$. By taking a logarithm and dividing it by n ,

$$1 - \tau - \frac{l}{k} < \frac{1}{k} \log W(k, s) < 1 - \tau + \frac{l + |\mathcal{S}|}{k}.$$

When $k \rightarrow \infty$ the upper and lower bounds meet in $1 - \tau$ which gives $C_{0f} = \lim_{k \rightarrow \infty} \frac{1}{k} \min_{s \in \mathcal{S}} \log W(k, s) = 1 - \tau$.

APPENDIX G

PROOF OF THEOREM 4 (FINITE-STATE ERASURE CHANNEL TOPOLOGICAL BOUND)

Let $\mathbf{c}_1 \in \mathcal{X}^n$ be the first codeword for which adjacent inputs denoted by $\mathcal{Q}(\mathbf{c}_1)$ depend on the number and position of erasures of each output sequence in $\mathcal{Y}_T(\mathbf{c}_1) := \cup_{s_0 \in \mathcal{S}} \mathcal{Y}(s_0, \mathbf{c}_1)$. Let $\mathcal{G}(\mathbf{y})$ denotes the set of input sequences that produce output sequence $\mathbf{y} = y(0 : n-1)$. Hence,

$$\mathcal{Q}(\mathbf{c}_1) = \bigcup_{\mathbf{y} \in \mathcal{Y}_T(\mathbf{c}_1)} \mathcal{G}(\mathbf{y}). \quad (50)$$

Also, we have $\mathcal{G}(\mathbf{y}) := \cup_{s_0 \in \mathcal{S}} \mathcal{G}(s_0, \mathbf{y})$, where $\mathcal{G}(s_0, \mathbf{y})$ is the subset of inputs that can result in output \mathbf{y} with initial state s_0 . Therefore, $|\mathcal{G}(\mathbf{y})| \leq \sum_{s_0 \in \mathcal{S}} |\mathcal{G}(s_0, \mathbf{y})|$, which gives,

$$|\mathcal{Q}(\mathbf{c}_1)| \leq \sum_{\mathbf{y} \in \mathcal{Y}_T(\mathbf{c}_1)} \sum_{s_0 \in \mathcal{S}} |\mathcal{G}(s_0, \mathbf{y})|. \quad (51)$$

Next, we give an upper bound on $|\mathcal{G}(s_0, \mathbf{y})|$.

Lemma 4. For the finite-state erasure channel, the following inequality holds

$$|\mathcal{G}(s_0, \mathbf{y})| \leq \gamma q^{\tau n}, \quad (52)$$

where $\gamma > 0$ is a constant number.

Proof. Number of erasures in each output sequence determines the size of $\mathcal{G}(s_0, \mathbf{y})$. Henceforth, using the result of Lemma 1, the set of inputs that can produce any output is upper bounded by $|\mathcal{G}(s_0, \mathbf{y})| \leq q^{\tau n + |\mathcal{S}|} = \gamma q^{\tau n}$, where $\gamma = q^{|\mathcal{S}|}$. \square

Therefore, substituting (52) into (51) yields

$$\begin{aligned} |\mathcal{Q}(\mathbf{c}_1)| &\leq \sum_{\mathbf{y} \in \mathcal{Y}_T(\mathbf{c}_1)} \sum_{s_0 \in \mathcal{S}} \gamma q^{\tau n} \leq \sum_{\mathbf{y} \in \mathcal{Y}_T(\mathbf{c}_1)} |\mathcal{S}| \times (\gamma q^{\tau n}) \\ &= |\mathcal{Y}_T(\mathbf{c}_1)| |\mathcal{S}| \times (\gamma q^{\tau n}). \end{aligned}$$

Because $\mathcal{Y}_T(\mathbf{c}_1) := \cup_{s_0 \in \mathcal{S}} \mathcal{Y}(s_0, \mathbf{c}_1)$. According to (8), for any initial state the number of outputs is upper-bounded by $\beta \lambda^n$. Therefore,

$$|\mathcal{Q}(\mathbf{c}_1)| \leq (|\mathcal{S}|(\beta \lambda^n))(\gamma |\mathcal{S}| q^{\tau n}) = \gamma \beta |\mathcal{S}|^2 (q^\tau \lambda)^n.$$

Choosing non-adjacent inputs as the codebook results in error-free transmission. The above argument is true for other codewords, i.e., $|\mathcal{Q}(\mathbf{c}_i)| \leq \zeta \times (q^\tau \lambda)^n, i \in \{1, \dots, M\}$, where, $\zeta := \gamma \beta |\mathcal{S}|^2$ and M is the number of codewords in the codebook constructed with above method such that $\mathcal{X}^n = \cup_{i=1}^M \mathcal{Q}(\mathbf{c}_i)$.⁴ Considering the size of these sets, we have

$$q^n = \left| \bigcup_{i=1}^M \mathcal{Q}(\mathbf{c}_i) \right| \leq \sum_{i=1}^M |\mathcal{Q}(\mathbf{c}_i)| \leq M \times (\zeta (q^\tau \lambda)^n).$$

Therefore, the number of distinguishable inputs is lower bounded by $M \geq q^n / (\zeta (q^\tau \lambda)^n)$. Hence, it builds a lower bound for the zero-error capacity

$$C_0 \geq \frac{\log M}{n} \geq 1 - \tau - \log \lambda - \frac{\log \zeta}{n}. \quad (53)$$

If n is large last term vanishes and result the lower bound in (16). Note that the result for C_{0f} in Theorem 3 builds an upper bound for the zero-error capacity (without feedback), hence, the bounds on the zero-error capacity of finite-state erasure channel in (16) hold.

APPENDIX H

PROOF OF LEMMA 3

In the sliding window erasure channel for every w transmissions at most d erasures can happen. Therefore, having $n > w$ transmissions the number of erasures can not exceed $n(d/w) + w$. Therefore, for any walk $\varpi(0 : n-1)$ through the associated graph, we have

$$\frac{E(\varpi(0 : n-1))}{n} \leq \frac{d}{w} + \frac{w}{n}.$$

⁴This holds by construction. If $\mathcal{X}^n \neq \cup_{i=1}^M \mathcal{Q}(\mathbf{c}_i)$, then $\exists x_{1:n} \in \mathcal{X}^n \setminus \cup_{i=1}^M \mathcal{Q}(\mathbf{c}_i)$. We can choose $x_{1:n}$ as another codeword (it is non-adjacent to other codewords).

On the other hand, starting from error-free state, i.e., no erasure in past w transmission and having d erasures periodically, will result in

$$\frac{E(\varpi(0 : n - 1))}{n} \geq \frac{d}{w} + \frac{d}{n}.$$

Therefore,

$$\lim_{n \rightarrow \infty} \max_{\varpi(0:n-1)} \frac{E(\varpi(0 : n - 1))}{n} = \frac{d}{w}. \quad (54)$$

Comparing (54) with (14) results in $\tau = d/w$.

APPENDIX I

PROOF OF THEOREM 6 (FINITE-STATE ADDITIVE NOISE CHANNEL TOPOLOGICAL BOUNDS)

The lower and upper bounds are proven in the sequel subsections, separately.

A. The lower bound

First, we give the following Lemma.

Lemma 5. Let $\mathcal{G}(s_0, \mathbf{y})$ be subset of the inputs that can result in output $\mathbf{y} = y(0 : n - 1)$ with initial state s_0 for the finite-state additive noise channel. The following holds

$$\alpha \lambda^n \leq |\mathcal{G}(s_0, \mathbf{y})| \leq \beta \lambda^n, \quad (55)$$

where α and β are constants appeared in (8).

Proof. The output sequence, \mathbf{y} , is a function of input sequence, $\mathbf{x} = x(0 : n - 1)$, and channel noise, $\mathbf{v} = v(0 : n - 1)$, which can be represented as the following

$$\mathbf{y} = \mathbf{x} \oplus \mathbf{v}, \quad (56)$$

where $\mathbf{v} \in \mathcal{V}(s_0, n)$. The set of all output sequences $\mathcal{Y}(s_0, \mathbf{x})$ can be obtained as $\mathcal{Y}(s_0, \mathbf{x}) = \{\mathbf{x} \oplus \mathbf{v} | \mathbf{v} \in \mathcal{V}(s_0, n)\}$. Since for given \mathbf{x} , (56) is bijective, we have the following

$$|\mathcal{Y}(s_0, \mathbf{x})| = |\mathcal{V}(s_0, n)|. \quad (57)$$

On the other hand, the subset of the inputs that can result in output \mathbf{y} with initial state s_0 , $\mathcal{G}(s_0, \mathbf{y})$ is defined as $\mathcal{G}(s_0, \mathbf{y}) = \{\mathbf{x} | \mathbf{x} \oplus \mathbf{v} = \mathbf{y}, \mathbf{v} \in \mathcal{V}(s_0, n)\}$. Again, fixing \mathbf{y} , the mapping $\mathbf{x} \rightarrow \mathbf{v}$ in (56) is bijective, hence $|\mathcal{G}(s_0, \mathbf{y})| = |\mathcal{V}(s_0, n)|$. Combining it with (57) yields $|\mathcal{G}(s_0, \mathbf{y})| = |\mathcal{Y}(s_0, \mathbf{x})|$. Moreover, Proposition 1 gives the bounds on $|\mathcal{Y}(s_0, \mathbf{x})|$. \square

Similar to Appendix G, let $\mathbf{c}_1 \in \mathcal{X}^n$ be the first codeword for which adjacent inputs denoted by $\mathcal{Q}(\mathbf{c}_1)$. Again, each output sequence is in $\mathcal{Y}_T(\mathbf{c}_1) := \cup_{s_0 \in \mathcal{S}} \mathcal{Y}(s_0, \mathbf{c}_1)$. Hence,

$$\mathcal{Q}(\mathbf{c}_1) = \bigcup_{\mathbf{y} \in \mathcal{Y}_T(\mathbf{c}_1)} \mathcal{G}(\mathbf{y}), \quad (58)$$

where, $\mathcal{G}(\mathbf{y}) := \cup_{s_0 \in \mathcal{S}} \mathcal{G}(s_0, \mathbf{y})$, which gives

$$\begin{aligned} |\mathcal{Q}(\mathbf{c}_1)| &\leq \sum_{\mathbf{y} \in \mathcal{Y}_T(\mathbf{c}_1)} \sum_{s_0 \in \mathcal{S}} |\mathcal{G}(s_0, \mathbf{y})| \\ &\stackrel{\text{Lem. 5}}{\leq} \sum_{\mathbf{y} \in \mathcal{Y}_T(\mathbf{c}_1)} \sum_{s_0 \in \mathcal{S}} \beta \lambda^n \\ &= \sum_{\mathbf{y} \in \mathcal{Y}_T(\mathbf{c}_1)} |\mathcal{S}| \times \beta \lambda^n \\ &= |\mathcal{Y}_T(\mathbf{c}_1)| \times (|\mathcal{S}| \beta \lambda^n) \\ &= |\cup_{s_0 \in \mathcal{S}} \mathcal{Y}(s_0, \mathbf{c}_1)| \times (|\mathcal{S}| \beta \lambda^n) \\ &\stackrel{\text{Thm. 1}}{\leq} |\mathcal{S}| (\beta \lambda^n) \times (|\mathcal{S}| \beta \lambda^n) = (\beta |\mathcal{S}| \lambda^n)^2. \end{aligned}$$

Again, similar to the proof of finite-state erasure channel in Appendix G, choosing non-adjacent inputs as the codebook results in error-free transmission. The above argument is true for other codewords, i.e., $|\mathcal{Q}(\mathbf{c}_i)| \leq (\beta |\mathcal{S}| \lambda^n)^2, i \in \{1, \dots, M\}$, where M is the number of codewords in the codebook such that union of corresponding $\mathcal{Q}(\mathbf{c}_i)$ for $i = 1, \dots, M$, covers \mathcal{X}^n . Then,

$$q^n = \left| \bigcup_{i=1}^M \mathcal{Q}(\mathbf{c}_i) \right| \leq \sum_{i=1}^M |\mathcal{Q}(\mathbf{c}_i)| \leq M \times (\beta |\mathcal{S}| \lambda^n)^2.$$

As a result, the number of distinguishable inputs is lower bounded by $M \geq q^n / (\beta |\mathcal{S}| \lambda^n)^2$. Therefore, according to zero-error capacity definition

$$C_0 \geq \frac{1}{n} \log \frac{q^n}{(\beta |\mathcal{S}|)^2 (\lambda)^{2n}} = 1 - 2 \log \lambda - \frac{2}{n} \log(\beta |\mathcal{S}|).$$

If n is large, the last term vanishes and proves the lower bound in (21).

B. The upper bound

We prove the upper bound in (21). Here, we show a more general result which holds for zero-error feedback capacity which itself is an upper bound for C_0 .

We use similar idea used in [48] and [49] to derive the upper bound. Let $m \in \mathcal{M}$ be the message to be sent and $\mathbf{y} = y(0 : n)$ be the output sequence such that

$$y(t) = f_t(m, y(0 : t - 1)) \oplus v(t), \quad t = 0, \dots, n,$$

where $\mathbf{v} = v(0 : n) \in \mathcal{V}(s_0, n) \in \mathcal{X}^{n+1}$ is the additive noise and $f_t(m, \cdot)$ the encoding function. Therefore, the output is a function of encoding function and noise sequence, i.e., $\mathbf{y} = \psi(f_{0:n}(m, y(0 : n - 1)), \mathbf{v})$. Let the family of encoding functions $\mathcal{F} = \{f_{0:n}(m, \cdot) | m \in \mathcal{M}\}$. We denote all possible outputs $\Psi(\mathcal{F}, \mathcal{V}(s_0, n)) = \{\mathbf{y} | m \in \mathcal{M}, \mathbf{v} \in \mathcal{V}(s_0, n)\}$. For having a zero-error feedback code any two $m, m' \in \mathcal{M}, m \neq m'$ and any two $\mathbf{v}, \mathbf{v}' \in \mathcal{V}(s_0, n)$ must result in $\psi(f_{0:n}(m, y(0 : n - 1)), \mathbf{v}) \neq \psi(f_{0:n}(m', y'(0 : n - 1)), \mathbf{v}')$. Note that when $m = m'$, (even with feedback) at first position that $v(k) \neq v'(k), k = 0, 1, \dots, n$ will result in $y(k) \neq y'(k)$. Therefore, assuming the initial condition is known at both encoder and decoder,

$$|\Psi(\mathcal{F}, \mathcal{V}(s_0, n))| = M |\mathcal{V}(s_0, n)| \leq q^{n+1}.$$

Therefore, M is an upper bound on the number of messages that can be transmitted when initial condition is not available, i.e. $|\mathcal{M}| \leq M$. From Def. 6 and using (8) and (57), we have

$$C_{0f} = \sup_{n \in \mathbb{N}_0, \mathcal{F} \in \mathcal{F}(n)} \frac{\log |\mathcal{M}|}{n+1} \leq \sup_{n \in \mathbb{N}_0} \frac{\log \frac{q^{n+1}}{\alpha \lambda^{n+1}}}{n+1} \leq 1 - \log \lambda,$$

where $\mathcal{F}_{\mathcal{M}}$ is the set of all possible zero-error feedback coding functions. This proves the upper bound in (21).

APPENDIX J

CODING SCHEME USED IN THE NUMERICAL EXAMPLE

The decoder computes a state estimate $\hat{X}(t)$ as well as an upper bound $\delta(t)$ of its exactness. These operations are duplicated at the encoder as well. The encoder employs the quantizer \mathcal{Q}_n with blocklength n and computes the quantized value $q(\tau_i)$ of the current scaled estimation error at epochs $\tau_i := ni, i = 0, 1, \dots$, produced by the encoder–decoder pair:

$$q(\tau_i) = \mathcal{Q}_n(\varepsilon(\tau_i)), \quad \varepsilon(\tau_i) := \frac{X(\tau_i) - \hat{X}(\tau_i)}{\delta(\tau_i)}.$$

Next, the encoder encodes it by means of the encoding technique described above with blocklength $n = 15$ (every third bit is a parity check, i.e. $b_{k+2} = b_{k+1} \oplus b_k, k = 1, 4, 7, \dots, 13$) and sends it across the channel during the next epoch $[\tau_i, \tau_{i+1})$. At the decoder, the error-less decoding rule is applied to the data received within the previous epoch $[\tau_{i-1}, \tau_i)$ and therefore computes the quantized and scaled estimation error $q(\tau_{i-1})$. Next, the *estimate* \hat{X} and the *exactness bound* δ are updated:

$$\begin{aligned} \hat{X}(\tau_i) &= a^n \left(\hat{X}(\tau_{i-1}) + \delta(\tau_{i-1})q(\tau_{i-1}) \right), \\ \delta(\tau_i) &= \delta(\tau_{i-1})2^{(h_{\min} - C_0)n} + \delta_*, \end{aligned}$$

where $\delta_* > 2^{h_{\min}n}$ is a constant scalar and $2^{(h_{\min} - C_0)n}$ is the contraction rate of the quantizer \mathcal{Q}_n . The encoder and decoder are given the common and arbitrarily chosen values $\hat{X}(0) = 0$ and $\delta(0) = 1$.

APPENDIX K

PROOF OF THEOREM 5 (C_0 LOWER BOUND OF SLIDING WINDOW ERASURE CHANNEL)

In [37], a binary erasure channel is introduced and studied that in every consecutive-window of w bits at most d erasures can happen. A generalization of this channel is that the alphabet size can be any $q \in \{2, 3, \dots\}$ defined as *consecutive-window erasure channel*. The following Proposition gives a lower bound for the zero-error capacity of this channel.

Proposition 4. The zero-error capacity a consecutive-window erasure channel in which erases up to d symbols in every consecutive-window of w symbols is lower bounded by

$$C_0^{cw} \geq 1 - \frac{1}{w} \log_q V_d^w(q). \quad (59)$$

Proof. Considering every window of w transmissions, the channel acts as a mapping from input space \mathcal{X}^w to \mathcal{Y}^w , where $\mathcal{Y} = \mathcal{X} \cup \{*\}$. Note that this lifted channel is memoryless and therefore, the results for memoryless channel can be applied.

We use the lower bound for zero-error capacity given by Shannon in [18]. Let $p = [p(x_1), p(x_2), \dots, p(x_{|\mathcal{X}|})]$ and

$$\Xi = \{p \in \mathbb{R}^{|\mathcal{X}|} \mid \mathbb{1}^T p = 1, p \succeq 0\}$$

be the input probability vector and simplex of probability vectors on the input set \mathcal{X} , respectively. Shannon proved the following lower bound for zero-error capacity

$$C_0 \geq -\log \min_{p \in \Xi} \sum_{i,j} \mathbf{A}_{ij} p(x_i)p(x_j), \quad (60)$$

where \mathbf{A}_{ij} is the (i, j) -th element of the adjacency matrix, \mathbf{A} . These elements are equal to one if i -th and j -th input are adjacent and zero otherwise. The minimization in (60) can be restated as a quadratic optimization problem as follows

$$\min_{p \in \Xi} p^T \mathbf{A} p. \quad (61)$$

Generally, \mathbf{A} is indefinite and the problem of (61) is not convex. Although, uniformly distributed inputs may not yield the minimum in Shannon's lower bound, (60); they still yield an upper bound for the solution of (61) and hence a lower bound on it and hence on the zero-error capacity of the channel.

It is straightforward to see that the sum of each row in the adjacency matrix is $V_d^w(q) := \sum_{i=0}^d \binom{w}{i} (q-1)^i$ and accordingly,

$$\sum_{i,j} \mathbf{A}_{ij} = q^w V_d^w(q).$$

Hence, considering a uniform distribution on the input space and (60), we have

$$C_0^{cw} \geq -\frac{1}{w} \log_q \left(q^w V_d^w(q) \frac{1}{|\mathcal{X}|^2} \right) = 1 - \frac{1}{w} \log_q V_d^w(q). \quad \square$$

Moreover, the following Proposition shows that the zero-error capacity of the sliding-window channel is lower bounded by consecutive-window erasure channel.

Proposition 5. The zero-error capacity of a (w, d) sliding-window erasure channel is lower bounded by the zero-error capacity of a consecutive-window erasure channel in which erases up to d symbols in every consecutive-window of w symbols.

Proof. We claim that every zero-error code of length (block code of size) wK , where $K \in \mathbb{N}$ for the consecutive-window erasure channel is a zero-error code for sliding window erasure channel, as well.

Consider when we have one window, i.e., $K = 1$, two channels are the same since the output set for consecutive-window erasure channel, \mathcal{Y}_{CW} is equal to output set of sliding-window erasure channel, \mathcal{Y}_{SW} , i.e., $\mathcal{Y}_{CW} = \mathcal{Y}_{SW}$. However, when $K = 2$, the sliding window channel impose more constraints on occurring erasures such that less combination of erasure and received letters can be formed in output sequence; e.g. in the consecutive-window erasure channel, $2d$ consecutive erasures can happen in the output. However, in the sliding-window case these outputs cannot be formed. This argument holds for any $K > 2$ as well and hence $\mathcal{Y}_{SW} \subset \mathcal{Y}_{CW}$. Therefore, less

outputs can be produced by the combinations of erasures and received symbols, makes some inputs distinguish comparing to consecutive-window erasure channel. Therefore, since less adjoint inputs appears, the zero-error code for consecutive-window erasure channel will ensure error-free transmission for sliding window channel. By this, we can send information at least with rate of C_0^{cw} . \square

From Propositions 4 and 5, the lower bound in (18) is concluded.

APPENDIX L

PROOF OF THEOREM 7 (C_0 BOUNDS OF SLIDING WINDOW SYMMETRIC CHANNEL)

The upper and lower bounds are discussed separately in the following subsections.

A. Upper bound

For deriving an upper bound for the zero-error feedback capacity, we assume that the decoder has access to the state information via a *side channel*. In other words, by gifting the state information via a genie aided channel, we use (44) to derive an upper bound for the zero-error feedback capacity. However, with the state diagram constructed in section III-A, each output leads to a different state. Therefore, by having the current state information, the decoder can determine the previous input, that is $x(t-1) = g(s(t), y(t-1))$.

Hence, channel will perform error-less and therefore $C_{0f} = 1$. To derive a tighter upper bound we use another form of state representation for the sliding-window symmetric channel which is similar to the finite-state erasure state diagram. In this model, instead of having a one-to-one correspondence between the outputs and states, each erroneous state has two outgoing edges, one for error-free transmission ($y(t) = x(t)$) and another one when there is an error ($y(t) \neq x(t)$).

Note with this assumption and having the state information at the decoder, the rest of the analysis is similar to the finite-state erasure channel (Appendix F) with this difference that for the non-binary channel, an error can take $q-1$ different values.

For this channel, $\mathcal{G}(y, s'|s) = y$ when the transmission is error-free and $\mathcal{G}(y, s'|s) = \mathcal{X} \setminus \{y\}$ otherwise. Using the same line of reasoning in Appendix F, an upper bound on the solution of DP in (45) can be derived which is stated in the following lemma.

Lemma 6. For a (w, d) sliding-window symmetric channel the solution of (45) satisfies

$$W(k, s) \leq \frac{q^k}{(q-1)^{k \frac{d}{w} - w - |S|}}.$$

Proof. The states (similar to finite-state erasure channel in Appendix F) can be partitioned into two subsets \mathcal{S}_I and \mathcal{S}_{II} , where, \mathcal{S}_I contains states that next action can take them in two states, one error-free transmission and the other one, with error.

Similar to finite-state erasure channel, when $s \in \mathcal{S}_I$, we have two possible edges ending in state s_s for error-free

transmission and s_e for transmission with error. Thus, the solution of (45) $\forall s \in \mathcal{S}_I$ is as follows

$$\begin{aligned} W(k, s) &= \max_{P_{X|S}} \min \left\{ W(k-1, s_s) \left(\max_{y \in \mathcal{Y}} P_{X|S}(x=y|s) \right)^{-1} \right. \\ &\quad \left. , W(k-1, s_e) \left(\max_{y \in \mathcal{Y}} \sum_{x \in \mathcal{X} \setminus \{y\}} P_{X|S}(x|s) \right)^{-1} \right\} \\ &\stackrel{(a)}{\leq} \min \left\{ W(k-1, s_s) \max_{P_{X|S}} \left(\max_{y \in \mathcal{Y}} P_{X|S}(x=y|s) \right)^{-1} \right. \\ &\quad \left. , W(k-1, s_e) \max_{P_{X|S}} \left(\max_{y \in \mathcal{Y}} \sum_{x \in \mathcal{X} \setminus \{y\}} P_{X|S}(x|s) \right)^{-1} \right\} \\ &\stackrel{(b)}{\leq} \min \left\{ W(k-1, s_s) \times q, W(k-1, s_e) \times \frac{q}{q-1} \right\}, \end{aligned} \quad (62)$$

where, (a) holds since distributing $\max_{P_{X|S}}$ inside the minimization, builds an upper-bound for the max-min problem. Moreover, the uniform distribution is the solution of both elements inside the minimization, specifically

$$\max_{P_{X|S}} \left(\max_{y \in \mathcal{Y}} \sum_{x \in \mathcal{X} \setminus \{y\}} P_{X|S}(x|s) \right)^{-1} = q/(q-1)$$

which justifies (b).

If the next state s' is in \mathcal{S}_{II} ,

$$\begin{aligned} W(k, s) &= \max_{P_{X|S}} \left\{ W(k-1, s') \left(\max_{y \in \mathcal{Y}} P_{X|S}(x=y|s) \right)^{-1} \right\} \\ &= q \times W(k-1, s'), \quad \forall s \in \mathcal{S}_{II} \end{aligned} \quad (63)$$

which we have worst-case gain as follows

$$a(s, s') = \begin{cases} \frac{q}{q-1} & \text{if } \mathcal{G}(y, s'|s) = \mathcal{X} \setminus \{y\}, \\ q & \text{if } \mathcal{G}(y, s'|s) = y. \end{cases} \quad (64)$$

Consider the cycle with maximal ratio for sliding window channel is $\tau = d/w$ and therefore by same line of reasoning for finite-state erasure channel (Lemma 2), there is an output sequence that has at least $\tau k - l - |S|$ number of errors (not erasures) where here $\tau = d/w$ and $l = w$. Further, since (62) is an upper bound rather than equality we have

$$\begin{aligned} W(k, s) &\leq \min_{s(0:k-1) \in \mathcal{S}(k)} \prod_{i=0}^{k-1} a(s(i), s(i+1)), \quad \text{s.t. } s(0) = s \\ &\leq q^{k-\tau k+l+|S|} \left(\frac{q}{q-1} \right)^{\tau k-l-|S|} = \frac{q^k}{(q-1)^{\tau k-l-|S|}}. \end{aligned} \quad \square$$

Since the state information is not available for the original channel, this gives an upper bound for the zero-error feedback capacity.

$$\begin{aligned} C_{0f} &\leq \lim_{k \rightarrow \infty} \frac{1}{k} \log_q W(k, s) \\ &\leq 1 - \lim_{k \rightarrow \infty} \frac{\log_q (q-1)^{k \frac{d}{w} - w - |S|}}{k} = 1 - \frac{d}{w} \log_q (q-1). \end{aligned}$$

Next, we show that if $d \geq w/2$, $C_{0f} = 0$. We use the notation used to derive the upper bound for the finite-state

additive noise channel in Appendix I.

Since $d \geq w/2$, i.e., the number of errors is equal or larger than the error-free ones, considering any two encoding function (say $f_m(0 : n-1)$ and $f_{m'}(0 : n-1)$) can cause same output, i.e.

$$f_m(0 : n-1) \oplus v(0 : n-1) = f_{m'}(0 : n-1) \oplus v'(0 : n-1).$$

In other words, there are enough errors that lead to at least one same output. Therefore, $C_{0f} = 0$ and thus $C_0 = 0$ for $d \geq w/2$.

B. Lower bound

First, we define *consecutive-window symmetric channel* which is an extension of consecutive-window erasure channel introduced in Appendix K. The difference here is that instead of erasure an error can happen which is any symbol mapped to any symbol other than sent one. We have the following lower bound on zero-error capacity of this channel.

Proposition 6. The zero-error capacity of a consecutive-window symmetric channel in which up to d errors can occur in every consecutive-window of w symbols is lower bounded by

$$C_0^{cw} \geq 1 - \frac{1}{w} \log_q V_{2d}^w(q).$$

Proof. From coding theory we know that in a block of w symbols, if the codewords have the Hamming distance of $2 \times d$, then up to d errors can be corrected. Therefore, the number of adjacent inputs for every codeword is equal to $V_{2d}^w(q) := 1 + \binom{w}{1}(q-1) + \dots + \binom{w}{2d}(q-1)^{2d}$, including the codeword itself.

According to definition of adjacency, sum of each row is the number of adjacent inputs; therefore, $V_{2d}^w(q)$ is the sum of rows of the adjacency matrix. Summing on all elements gives

$$\sum_{i,j} \mathbf{A}_{ij} = |\mathcal{X}| V_{2d}^w(q).$$

Considering a uniform distribution on the input space and (60) yield

$$C_0 \geq -\frac{1}{w} \log_q \left(q^w V_{2d}^w \frac{1}{|\mathcal{X}|^2} \right) = 1 - \frac{1}{w} \log_q V_{2d}^w(q).$$

□

Moreover, the following Proposition shows that the zero-error capacity of the sliding-window channel is lower bounded by consecutive-window erasure channel. The proof follows from the same line of reasoning as in Proposition 5.

Proposition 7. The zero-error capacity of a (w, d) sliding-window symmetric channel is lower bounded by the zero-error capacity of a consecutive-window symmetric channel in which up to d errors in every consecutive-window of w symbols.

Propositions 6 and 7 gives the lower bound in (22).

REFERENCES

- [1] A. Saberi, F. Farokhi, and G. N. Nair, "State estimation via worst-case erasure and symmetric channels with memory," in *IEEE International Symposium on Information Theory (ISIT)*, 2019, pp. 3072–3076.
- [2] A. Saberi, F. Farokhi, and G. N. Nair, "An explicit formula for the zero-error feedback capacity of a class of finite-state additive noise channels," in *IEEE International Symposium on Information Theory (ISIT)*, 2020, pp. 2108–2113.
- [3] S. Haddadin, A. De Luca, and A. Albu-Schäffer, "Robot collisions: A survey on detection, isolation, and identification," *IEEE Transactions on Robotics*, vol. 33, no. 6, pp. 1292–1312, 2017.
- [4] A. Teixeira, D. Pérez, H. Sandberg, and K. H. Johansson, "Attack models and scenarios for networked control systems," in *Proceedings of the 1st International Conference on High Confidence Networked Systems*. ACM, 2012, pp. 55–64.
- [5] S. Linsenmayer and F. Allgower, "Stabilization of networked control systems with weakly hard real-time dropout description," in *Decision and Control (CDC), 2017 IEEE 56th Annual Conference on*. IEEE, 2017, pp. 4765–4770.
- [6] L. Schenato, B. Sinopoli, M. Franceschetti, K. Poolla, and S. S. Sastry, "Foundations of control and estimation over lossy networks," *Proceedings of the IEEE*, vol. 95, no. 1, pp. 163–187, 2007.
- [7] A. S. Matveev and A. V. Savkin, *Estimation and control over communication networks*. Springer Science & Business Media, 2009.
- [8] R. T. Sukhvasi and B. Hassibi, "Linear time-invariant anytime codes for control over noisy channels," *IEEE Transactions on Automatic Control*, vol. 61, no. 12, pp. 3826–3841, 2016.
- [9] G. Bernat, A. Burns, and A. Liamosi, "Weakly hard real-time systems," *IEEE Transactions on Computers*, vol. 50, no. 4, pp. 308–321, 2001.
- [10] J. Xiong and J. Lam, "Stabilization of linear systems over networks with bounded packet loss," *Automatica*, vol. 43, no. 1, pp. 80–87, 2007.
- [11] A. Badr, P. Patil, A. Khisti, W.-T. Tan, and J. Apostolopoulos, "Layered constructions for low-delay streaming codes," *IEEE Transactions on Information Theory*, vol. 63, no. 1, pp. 111–141, 2017.
- [12] S. L. Fong, A. Khisti, B. Li, W.-T. Tan, X. Zhu, and J. Apostolopoulos, "Optimal streaming codes for channels with burst and arbitrary erasures," *IEEE Transactions on Information Theory*, 2019.
- [13] A. S. Avestimehr, S. N. Diggavi, and D. Tse, "Wireless network information flow: A deterministic approach," *IEEE Transactions on Information Theory*, vol. 57, no. 4, pp. 1872–1905, 2011.
- [14] C. Bandi and D. Bertsimas, "Tractable stochastic analysis in high dimensions via robust optimization," *Mathematical Programming*, vol. 134, no. 1, pp. 23–70, 2012.
- [15] A. S. Matveev and A. V. Savkin, "Shannon zero error capacity in the problems of state estimation and stabilization via noisy communication channels," *International Journal of Control*, vol. 80, no. 2, pp. 241–255, 2007.
- [16] M. Franceschetti and P. Minero, "Elements of information theory for networked control systems," in *Information and Control in Networks*, G. Como, B. Bernhardsson, and A. Rantzer, Eds. Cham: Springer International Publishing, 2014, pp. 3–37.
- [17] M. Wiese, T. J. Oechtering, K. H. Johansson, P. Papadimitratos, H. Sandberg, and M. Skoglund, "Secure estimation and zero-error secrecy capacity," *IEEE Transactions on Automatic Control*, 2018.
- [18] C. Shannon, "The zero error capacity of a noisy channel," *IRE Transactions on Information Theory*, vol. 2, no. 3, pp. 8–19, 1956.
- [19] J. Korner and A. Orliitsky, "Zero-error information theory," *IEEE Transactions on Information Theory*, vol. 44, no. 6, pp. 2207–2229, 1998.
- [20] A. Badr, A. Khisti, W.-T. Tan, and J. Apostolopoulos, "Perfecting protection for interactive multimedia: A survey of forward error correction for low-delay interactive applications," *IEEE Signal Processing Magazine*, vol. 34, no. 2, pp. 95–113, 2017.
- [21] Q. Wang and S. Jaggi, "End-to-end error-correcting codes on networks with worst-case bit errors," *IEEE Transactions on Information Theory*, vol. 64, no. 6, pp. 4467–4479, 2018.
- [22] G. N. Nair, "A nonstochastic information theory for communication and state estimation," *IEEE Transactions on Automatic Control*, vol. 58, no. 6, pp. 1497–1510, 2013.
- [23] Y. Zhu and W. X. Zheng, "Observer-based control for cyber-physical systems with periodic dos attacks via a cyclic switching strategy," *IEEE Transactions on Automatic Control*, 2019.
- [24] Y. Zhu, W. X. Zheng, and D. Zhou, "Quasi-synchronization of discrete-time lur'e-type switched systems with parameter mismatches and relaxed pdt constraints," *IEEE Transactions on Cybernetics*, vol. 50, no. 5, pp. 2026–2037, 2019.
- [25] R. H. Middleton, A. J. Rojas, J. S. Freudenberg, and J. H. Braslavsky, "Feedback stabilization over a first order moving average gaussian noise channel," *IEEE Transactions on Automatic Control*, vol. 54, no. 1, pp. 163–167, 2009.

- [26] A. J. Goldsmith and P. P. Varaiya, "Capacity, mutual information, and coding for finite-state markov channels," *IEEE Transactions on Information Theory*, vol. 42, no. 3, pp. 868–886, 1996.
- [27] G. Han, "A randomized algorithm for the capacity of finite-state channels," *IEEE Transactions on Information Theory*, vol. 61, no. 7, pp. 3651–3669, 2015.
- [28] M. Kovačević, M. Stojaković, and V. Y. Tan, "Zero-error capacity of p -ary shift channels and fifo queues," *IEEE Transactions on Information Theory*, vol. 63, no. 12, pp. 7698–7707, 2017.
- [29] Q. Cao, N. Cai, W. Guo, and R. W. Yeung, "On zero-error capacity of binary channels with one memory," *IEEE Transactions on Information Theory*, vol. 64, no. 10, pp. 6771–6778, 2018.
- [30] L. Zhao and H. H. Permuter, "Zero-error feedback capacity of channels with state information via dynamic programming," *IEEE Transactions on Information Theory*, vol. 56, no. 6, pp. 2640–2650, 2010.
- [31] S. L. Fong, A. Khisti, B. Li, W.-T. Tan, X. Zhu, and J. Apostolopoulos, "Optimal streaming erasure codes over the three-node relay network," *arXiv preprint arXiv:1806.09768*, 2018.
- [32] R. L. Adler, A. G. Konheim, and M. H. McAndrew, "Topological entropy," *Transactions of the American Mathematical Society*, vol. 114, no. 2, pp. 309–319, 1965.
- [33] T. Downarowicz, *Entropy in dynamical systems*. Cambridge University Press, 2011, vol. 18.
- [34] C. Kawan and S. Yuksel, "Metric and topological entropy bounds for optimal coding of stochastic dynamical systems," *IEEE Transactions on Automatic Control*, 2019.
- [35] D. Liberzon and S. Mitra, "Entropy and minimal bit rates for state estimation and model detection," *IEEE Transactions on Automatic Control*, vol. 63, no. 10, pp. 3330–3344, 2017.
- [36] D. Lind and B. Marcus, *An introduction to symbolic dynamics and coding*. Cambridge University Press, 1995.
- [37] A. Saberi, F. Farokhi, and G. Nair, "Estimation and control over a nonstochastic binary erasure channel," in *7th IFAC Workshop on Distributed Estimation and Control in Networked Systems (NecSys18)*, vol. 51, no. 23. Elsevier, 2018, pp. 265–270.
- [38] C. M. Kellett and A. R. Teel, "On the robustness of kl-stability for difference inclusions: Smooth discrete-time lyapunov functions," *SIAM Journal on Control and Optimization*, vol. 44, no. 3, pp. 777–800, 2005.
- [39] R. A. Brualdi and D. Cvetkovic, *A combinatorial approach to matrix theory and its applications*. Chapman and Hall/CRC, 2008.
- [40] O. Sabag, H. H. Permuter, and H. D. Pfister, "A single-letter upper bound on the feedback capacity of unifilar finite-state channels," *IEEE Transactions on Information Theory*, vol. 63, no. 3, pp. 1392–1409, 2016.
- [41] M. Holcombe and W. Holcombe, *Algebraic automata theory*. Cambridge University Press, 1982, vol. 1.
- [42] A. Rényi, *Foundations of probability*. Holden-Day, 1970.
- [43] A. Berman and R. J. Plemmons, *Nonnegative matrices in the mathematical sciences*. Siam, 1994, vol. 9.
- [44] W. C. Huffman and V. Pless, *Fundamentals of error-correcting codes*. Cambridge university press, 2010.
- [45] R. A. Horn and C. R. Johnson, *Topics in matrix analysis*. Cambridge University Press, 1994.
- [46] S. Tatikonda and S. Mitter, "Control under communication constraints," *IEEE Transactions on Automatic Control*, vol. 49, no. 7, pp. 1056–1068, 2004.
- [47] C. Godsil and G. F. Royle, *Algebraic graph theory*. Springer Science & Business Media, 2013, vol. 207.
- [48] R. Ahlswede, L. A. Bassalygo, and M. S. Pinsker, "Nonbinary codes correcting localized errors," *IEEE Transactions on Information Theory*, vol. 39, no. 4, pp. 1413–1416, 1993.
- [49] R. Ahlswede, C. Deppe, and V. Lebedev, "Non-binary error correcting codes with noiseless feedback, localized errors, or both," in *IEEE International Symposium on Information Theory*. IEEE, 2006, pp. 2486–2487.