

# RobustGCNs: Robust Norm Graph Convolutional Networks in the Presence of Missing Data and Large Noises

Bo Jiang

School of Computer Science and Technology  
Anhui University

jiangbo@ahu.edu.cn

Ziyan Zhang

School of Computer Science and Technology  
Anhui University

zhangziyanahu@163.com

## Abstract

*Graph Convolutional Networks (GCNs) have been widely studied for attribute graph data representation and learning. In many applications, graph node attribute/feature may contain various kinds of noises, such as gross corruption, outliers and missing values. Existing graph convolutions (GCs) generally focus on feature propagation on structured-graph which i) fail to address the graph data with missing values and ii) often perform susceptibility to the large feature errors/noises and outliers. To address this issue, in this paper, we propose to incorporate robust norm feature learning mechanism into graph convolution and present Robust Graph Convolutions (RGCs) for graph data in the presence of feature noises and missing values. Our RGCs is proposed based on the interpretation of GCs from a propagation function aspect of ‘data reconstruction on graph’. Based on it, we then derive our RGCs by exploiting robust norm based propagation functions into GCs. Finally, we incorporate the derived RGCs into an end-to-end network architecture and propose a kind of RobustGCNs for graph data learning. Experimental results on several noisy datasets demonstrate the effectiveness and robustness of the proposed RobustGCNs.*

## 1. Introduction

In many computer vision and machine learning applications, data are coming with attribute graph  $G(A, H)$  in which nodes denote the feature vectors  $H = (h_1, h_2 \dots h_n) \in \mathbb{R}^{n \times d}$  and edges  $A \in \mathbb{R}^{n \times n}$  encode some relationships (such as similarities, correlations, etc.) among nodes. Recently, there is an increasing attention in developing Graph Convolutional Networks (GCNs) to deal with attribute graph data representation and learning [19, 25, 12, 32, 33, 37].

One kind of popular approach to define graph convolution function is to exploit the spectral representation of graphs [4, 8, 19, 27, 21]. In addition, many other works aim to define graph convolution operation by developing

some propagation/aggregation functions on node groups of neighbors [25, 12, 33, 32, 16, 14, 38, 13]. For example, Kipf et al. [19] propose a simple Graph Convolutional Network (GCN) by exploring the first-order graph diffusion. Hamilton et al. [12] present a general inductive representation and learning framework (GraphSAGE) for graph embedding. Li et al. [22] propose Diffusion Convolutional Recurrent Neural Network (DCRNN) by utilizing a finite  $T$ -step truncation of diffusion on graph. Atwood et al. [1] propose Diffusion-Convolutional Neural Networks (DCNN) by employing a series of diffusions for layer-wise propagation. Jiang et al. [13] propose Graph Diffusion-Embedding Networks (GDENs) by employing graph regularization diffusion model for graph convolutional representation.

The main point of the above GCNs is to define an effective graph convolution (GC) on attribute graph  $G(A, H)$ . The core aspect of GCs is to define some specific kind of node feature propagations on graph. However, in many real applications, the node attribute features  $H$  may contain various kinds of errors, such as missing values, gross corruption and outliers. In this paper, we mainly focus on errors that exist in node attribute features  $H$ . Existing GCs generally focus on feature propagation on graph which i) fail to address the graph data with missing values (incomplete attribute graph) and ii) often perform susceptibility to the large feature errors/noises and outliers.

To address these issues, in this paper, we propose to incorporate *robust feature learning* mechanism into graph convolution and present Robust Graph Convolutions (RGCs) by employing some robust norm functions to deal with graph data in the presence of missing values and large node noises and outliers. More specifically, we first introduce a general formulation for GCs which formulates GCs from ‘propagation function + nonlinear transformation’. This enables us to derive some *robust* GCs by developing some *robust propagation functions* in GCs.

In particular, based on the regularization formulation of propagation function proposed in work [13], we propose some robust propagation functions and then derive our RGCs

by using mask-weighted and  $\ell_1$  (or  $\ell_{2,1}$ ) norms. Some efficient algorithms are introduced to implement the proposed RGCs. Finally, we incorporate the proposed RGCs into an end-to-end network architecture and propose RobustGCNs for graph data representation and learning.

The main contributions are summarized as follows:

- We incorporate robust feature learning mechanism into graph convolution and derive robust graph convolutions (RGCs) by using some robust norm functions.
- The proposed RGCs are convex and can be implemented efficiently via some iterative algorithms.
- Based on RGCs, we propose some RobustGCNs which can perform effectively and robustly for graph data learning in presence of missing values and node noises and outliers.

Robust feature learning models have been widely studied in previous years in machine learning field [9, 17, 34, 29]. Here, we attempt to incorporate them into GCNs and derive some robust GCNs for incomplete and noisy (attribute) graph data representation. Promising experiments on several noisy graph datasets demonstrate the effectiveness and robustness of the proposed RobustGCNs.

## 2. Revisiting Graph Convolutions

Recently, many Graph Convolutional Networks (GCNs) have been developed in machine learning and computer vision fields. The main point of GCNs is the definition of graph convolutional representation in layer-wise propagation. Given an attribute graph  $A \in \mathbb{R}^{n \times n}$  with  $A_{ii} = 0$  and input attribute/feature matrix  $H \in \mathbb{R}^{n \times d}$  where each row of  $H$  denotes the feature vector of each node, the general formulation of graph convolution can be described as [10, 40],

$$H' = \sigma(\mathcal{G}_c(A, H)W) \quad (1)$$

where  $W \in \mathbb{R}^{d \times d'}$  denotes the layer-wise trainable weight parameters and  $\sigma(\cdot)$  denotes an activation function. Function  $\mathcal{G}_c(A, H)$  denotes the function/rule of propagating feature  $H$  on graph  $A$ .

Based on this formulation, the key aspect in exiting graph convolutions (GCs) is to define some specific graph propagation functions  $\mathcal{G}_c(A, H)$ . For example, Kipf et al., [19] propose to define graph convolution by defining  $\mathcal{G}_c(A, H)$  as

$$\mathcal{G}_c(A, H) = D^{-\frac{1}{2}} A D^{-\frac{1}{2}} H \quad (2)$$

where  $D$  is the diagonal degree matrix with  $D_{ii} = \sum_j A_{ij}$ . Li et al. [22] propose Diffusion Convolutional Recurrent Neural Network (DCRNN) by defining  $\mathcal{G}_c(A, H)$  as

$$\mathcal{G}_c(A, H) = \sum_{t=0}^{T-1} (D^{-1} A)^t H \quad (3)$$

Jiang et al., [13] propose Graph Diffusion-Embedding Network (GDEN) by defining  $\mathcal{G}_c(A, H)$  as

$$\mathcal{G}_c(A, H) = (1 - \gamma)(I - \gamma D^{-\frac{1}{2}} A D^{-\frac{1}{2}})^{-1} H \quad (4)$$

where  $\gamma > 0$  is a parameter. It is noted that Eq.(4) can also be derived from the following regularization framework [13, 39],

$$\mathcal{G}_c(A, H) = \arg \min_Z \mathcal{J}_{gc} = \|Z - H\|_F^2 + \alpha \text{Tr}(Z^T (I - S) Z) \quad (5)$$

where  $S = D^{-\frac{1}{2}} A D^{-\frac{1}{2}}$  and  $\alpha = \frac{\gamma}{1-\gamma}$  is the replacement parameter of  $\gamma$ .

## 3. Robust Norm Guided Graph Convolution

In many applications, node features  $H$  may contain various kinds of feature errors, such as missing values, large noises and outliers. Existing graph convolutions generally focus on feature propagation on graph which often perform susceptibility to these errors. Therefore, it is necessary to derive some **Robust Graph Convolutions (RGCs)** for graph data in the presence of node feature errors.

### 3.1. General formulation of RGCs

Based on the above general formulation of GC (Eq.(1)), we can achieve RGCs by developing some robust graph propagation functions  $\mathcal{G}_{Rc}(A, H)$ . In particular, inspired by the regularization formulation of  $\mathcal{G}_c(A, H)$  (Eq.(5)), we can define some robust  $\mathcal{G}_{Rc}(A, H)$  by employing robust error norm functions (as introduced in §3.2, 3.3). Using these robust functions  $\mathcal{G}_{Rc}(A, H)$ , we can propose the general formulation of RGCs for layer-wise propagation as

$$H' = \sigma(\mathcal{G}_{Rc}(A, H)W) \quad (6)$$

where  $W \in \mathbb{R}^{d \times d'}$  denotes the layer-wise trainable weight parameters and  $\sigma(\cdot)$  denotes an activation function. In the following, we propose the detail definitions and implements of our  $\mathcal{G}_{Rc}(A, H)$  in detail.

### 3.2. Robust $\mathcal{G}_{Rc}(A, H)$ for large noises

Formally, from data reconstruction aspect, we can see that, given node features  $H$ , problem (Eq.(5)) can be regarded as aiming to find the *reconstruction*  $Z$  (Frobenious norm fitting term) that satisfies the graph smoothing constraint (graph regularized term). It is known that Frobenious norm based reconstruction is usually fragile to the missing values or corruption noises. One kind of popular way is to use  $\ell_1$ -norm function which has been widely demonstrated on performing robustly w.r.t. large corruption noises and outliers [17, 34, 29, 30]. This motivates us to replace the Frobenious norm in

Eq.(5) with  $\ell_1$ -norm function<sup>1</sup> and propose a robust graph propagation function as

$$\mathcal{G}_{Rc}(A, H) = \arg \min_Z \mathcal{J}_{Ngc} = \|Z - H\|_1 + \alpha \text{Tr}(Z^T(I - S)Z) \quad (7)$$

where  $\|X\|_1 = \sum_{i,j} |X_{ij}|$  denotes  $\ell_1$ -norm function. Let  $H = Z + E$  where  $Z$  denotes the clear signals and  $E$  denotes some corruption noises in data  $Z$ . Then, problem Eq.(7) can be rewritten as

$$\begin{aligned} \mathcal{G}_{Rc}(A, H) = \\ \arg \min_Z \mathcal{J}_{Ngc} = \|E\|_1 + \alpha \text{Tr}(Z^T(I - S)Z) \quad (8) \\ \text{s.t. } Z = H + E \end{aligned}$$

That is, the robust function  $\mathcal{G}_{Rc}(A, H)$  can recover more clear data  $Z$  for graph propagation.

Note that, the above graph propagation functions Eqs.(5,7) can also be regarded as be part of Graph PCA models [29, 30] without low-rank constraint (or factorization). They are all convex and the global optimal solution can be easily obtained. Eq.(7) is a convex problem because both fitting and regularization terms are convex formulations. Similar to previous work [30], we propose to use Fast Iterative Soft Thresholding Algorithm (FISTA) [2] to solve it. FISTA is an improved version of Iterative Soft Thresholding Algorithm (ISTA) [35, 7] which performs more efficient than ISTA. Algorithm 1 summarizes the complete FISTA algorithm for solving the proposed robust graph convolution problem Eq.(7). The detail derivation of Algorithm 1 is presented in Appendix. The detail convergence analysis of this FISTA algorithm has been studied in work [2].

### 3.3. Robust $\mathcal{G}_{Rc}(A, H)$ for missing data

In real applications, data  $G(A; H)$  are sometimes usually coming with missing values which is known as incomplete attribute graph data. Here, we focus on the incomplete graph that contains missing values on node features/attributes  $H$ . There are two cases.

- **Problem 1.** There exist some missing values on features of all nodes, i.e., each node may contain some missing data in its feature descriptor, as shown in Figure 1 (a). In this case, we can use  $G(A, H, M)$  to represent this incomplete graph where  $M \in \{0, 1\}^{n \times d}$  denotes the indicative matrix in which  $M_{ij} = 0$  indicates that  $H_{ij}$  is missing/unknown and  $M_{ij} = 1$  otherwise.
- **Problem 2.** The features of some nodes are complete missing (unknown) while the features of the rest nodes are known, as shown in Figure 1 (b). In this case, we

<sup>1</sup>Here, one can also employ  $\ell_{2,1}$ -norm function [9, 23].

#### Algorithm 1 FISTA for problem $\mathcal{J}_{Rgc}$ (Eq.(7))

- 1: **Input:** Feature matrix  $H \in \mathbb{R}^{n \times d}$ , normalized graph  $S = D^{-\frac{1}{2}}AD^{-\frac{1}{2}} \in \mathbb{R}^{n \times n}$ , step size  $\lambda$ , convergence error  $\epsilon$ , maximum iteration  $M$
- 2: **Output:** The optimal representation  $Z^*$
- 3: Initialize  $Y^{(0)} = H$  and  $t^{(0)} = 1, k = 0$
- 4: **while** not converged **do**
- 5:   Compute  $U^{(k)} = Y^{(k)} - \frac{2\alpha}{\lambda}(I - S)Y^{(k)}$
- 6:   Update  $Z^{(k+1)}$  as  
 $Z_{ij}^{(k+1)} = H_{ij} + \text{sign}(U_{ij}^{(k)} - H_{ij}) \max(|H_{ij} - U_{ij}^{(k)}| - \frac{1}{\lambda}, 0)$
- 7:   Update  $t^{(k+1)} = \frac{1 + \sqrt{1 + (4t^{(k)})^2}}{2}$  as
- 8:   Update  $Y^{(k+1)} = Z^{(k)} + \frac{t^{(k)} - 1}{t^{(k+1)}}(Z^{(k)} - Z^{(k-1)})$
- 9:   Check the convergence criteria, i.e.,  $\frac{\|Y^{(k+1)} - Y^{(k)}\|_1}{\|Y^{(k)}\|_1} < \epsilon$  or the iteration  $k$  reaches  $M$
- 10:   Update  $k = k + 1$
- 11: **end while**
- 12: **Return:**  $Z^* = Z^{(k+1)}$

can use  $G(A, H, \tau)$  to represent this incomplete graph where  $\tau \in \{0, 1\}^n$  denotes the indicative vector in which  $\tau_i = 0$  indicates that the feature of the  $i$ -th node is missing/unknown and  $\tau_i = 1$  otherwise.

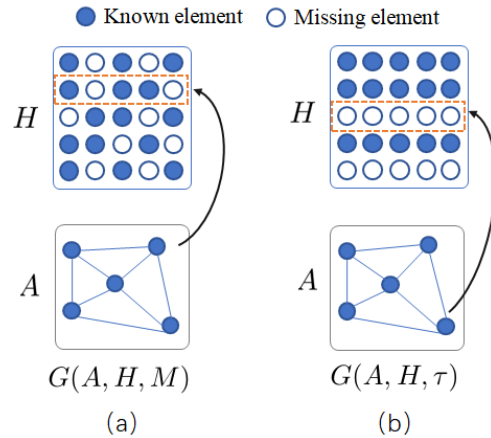


Figure 1. Two cases of incomplete graph.

**Solution 1.** For problem 1, similar to many previous works [3, 17], we can define a mask-weighted norm propagation function as,

$$\begin{aligned} \mathcal{G}_{Rc}(A, H, M) = \\ \arg \min_Z \mathcal{J}_{Mgc} = \|M \odot (Z - H)\|_F^2 + \alpha \text{Tr}(Z^T(I - S)Z) \end{aligned} \quad (9)$$

where  $\odot$  represents element-wise multiplication. Eq.(9) is a convex problem because both terms are convex formulations.

We can derive an approximate iterative algorithm to solve it. Inspired by power algorithm proposed in work [39], we can derive a similar update to solve Eq.(9) as

$$Z^{(t+1)} = M \odot (\gamma SZ^{(t)} + (1 - \gamma)H) + (\mathbb{I} - M) \odot (SZ^{(t)}) \quad (10)$$

where  $t = 0, 1 \dots$  and  $\mathbb{I} \in \mathbb{R}^{n \times p}$  with element  $\mathbb{I}_{ij} = 1$ . It is equivalent to

$$Z_{ij}^{(t+1)} = \begin{cases} \gamma(SZ^{(t)})_{ij} + (1 - \gamma)H_{ij} & \text{if } M_{ij} = 1 \\ (SZ^{(t)})_{ij} & \text{if } M_{ij} = 0 \end{cases} \quad (11)$$

where  $\alpha = \frac{\gamma}{1-\gamma}$ . When  $t$  is large enough,  $Z^{(t+1)}$  converges to the optimal solution of problem Eq.(9). In practical, we can define  $\mathcal{G}_{Rc}(A, H, M)$  by using the  $T$ -step truncated solution.

**Solution 2.** To address problem 2, one can use the above model Eq.(9) directly. However, we can also define a simpler mask-weighted norm propagation function [3, 26] as,

$$\mathcal{G}_{Rc}(A, H, \tau) = \arg \min_Z \mathcal{J}_{Mgc} = \|\Gamma(Z - H)\|_F^2 + \alpha \text{Tr}(Z^T(I - S)Z) \quad (12)$$

where  $\Gamma = \text{diag}(\tau_1, \tau_2 \dots \tau_n)$ . Similar to problem Eq.(9), it has an iterative algorithm to solve this problem,

$$Z^{(t+1)} = KSZ^{(t)} + \frac{1}{\alpha}K\Gamma H \quad (13)$$

where  $t = 0, 1 \dots$  and  $K = \text{diag}(\frac{\alpha}{\alpha+\tau_1}, \frac{\alpha}{\alpha+\tau_2} \dots \frac{\alpha}{\alpha+\tau_n})$ . In practical, we can use the  $T$ -step truncated solution. Note that, it has a simple and more direct precise solution which is given as

$$\mathcal{G}_{Rc}(A, H, \tau) = (\Gamma + \alpha(I - S))^{-1}\Gamma H \quad (14)$$

where  $\Gamma = \text{diag}(\tau_1, \tau_2 \dots \tau_n)$ . Note that the inversion computation  $(\Gamma + \alpha(I - S))^{-1}\Gamma$  is independent of feature  $H$  and thus can be calculated out from the network training process, as shown in §4.

## 4. RobustGCNs Architecture

Based on the proposed RGCs Eqs.(7,9,12), we can present our RGC Networks (RobustGCNs). Similar to the architecture of standard GCNs [19, 13], our RobustGCNs consist of one input layer, several hidden propagation layers and one final perceptron layer. For node classification task, the last perceptron layer outputs the final label prediction (after a softmax) for graph nodes. The network weight matrix  $W$  in each layer of RobustGCNs is optimized by minimizing the following cross-entropy loss function defined over all the labeled nodes [19].

For convenience, we call RobustGCNs for Eq.(9), Eq.(12) and Eq.(7) as **RobustGCN-M1**, **RobustGCN-M2** and **RobustGCN-N**, respectively. Also, we implement RobustGCN-M2 in two ways, i.e., using exact propagation (Eq.(14)) and approximate propagation (Eq.(13)), which are denoted as **RobustGCN-M2e** and **RobustGCN-M2a**, respectively.

**Demonstration.** Figure 2 (a) shows the training loss values of RobustGCN-M1 across different epochs on noisy Cora [28] data with 30% missing values on feature  $H$ . Figure 2 (b) shows the training loss values of RobustGCN-N across different epochs on noisy Cora [28] data with 30% corruption on feature  $H$ . The detail generations of different noisy data are introduced in Experiments. Figure 3 demonstrates 2D visualizations of the feature map output by the first convolutional layer of GCN [19] and RobustGCN-N on noisy Scence15 [15] dataset, respectively. Different colors denote different classes. Intuitively, one can observe that the data representations of RobustGCN-N are distributed more clearly than traditional GCN [19] in presence of noises, which demonstrates the robustness of the proposed RobustGCN-N on graph data representation in presence of feature noises.

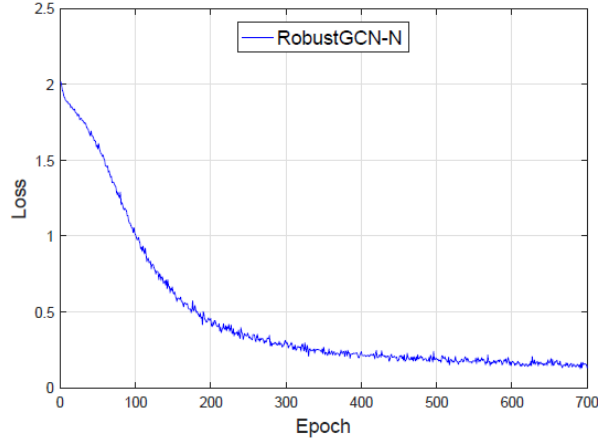
## 5. Experiments

To evaluate the effectiveness and robustness of the proposed RobustGCNs method, we test them on several datasets with different errors and compare them with some other recent GCN methods including Graph Convolutional Network (GCN) [19], Graph Attention Networks (GAT) [32], Deep Graph Informatix (DGI) [33], Fast Graph Convolutional Network (FGCN) [5], CVD+PP [6] and Improved Graph Convolutional Networks (IGCN-RNM, IGCN-AR) [21]. In addition, to demonstrate benefit of the proposed mask weighted and  $\ell_1$ -norm reconstruction function in guiding for robust learning in our RobustGCNs, we also compare our RobustGCNs with a baseline model GDEN-NLap [13] that has used Frobenious norm reconstruction (Eq.(5)) in GCN architecture.

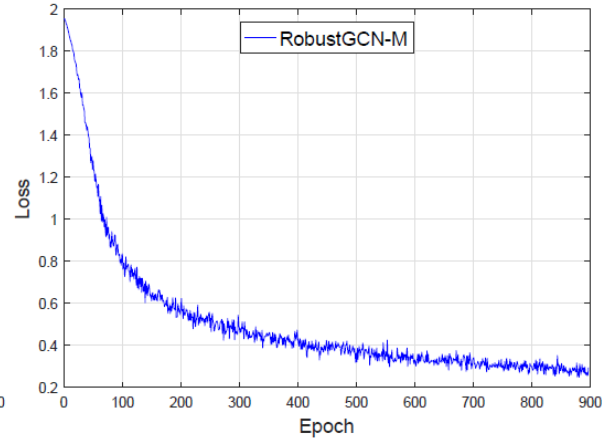
Since these comparison methods cannot deal with incomplete graph  $G(A, H, M)$  and  $G(A, H, \tau)$ , we implement them indirectly by first filling the missing values for incomplete graph and then conducting them on the filled complete graph data. Similar to previous works [24], we can simply use the following three strategies to conduct incomplete graph filling.

- *Zero Filling (ZF)*. Fill all the missing values in  $H$  by using 0-value.
- *Mean Filling (MF)*. Fill all the missing values in  $H$  by using the mean value of all known elements.
- *Neighbor Mean Filling (NMF)*. For each node with



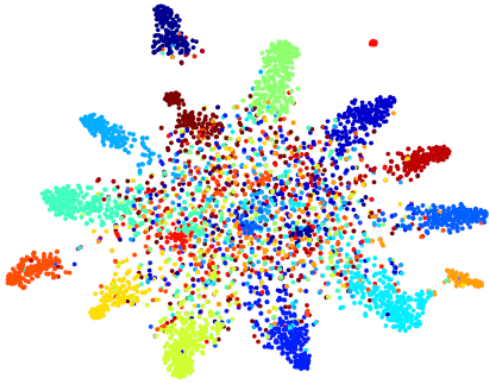


(a) Convergence of RobustGCN-N

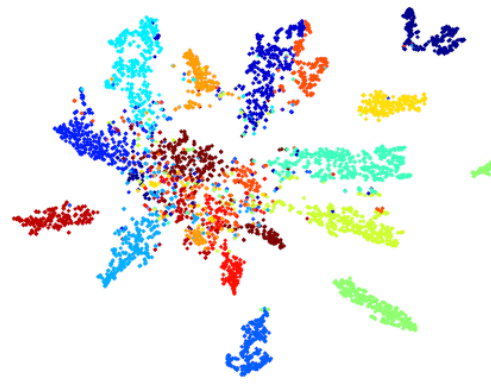


(b) Convergence of RobustGCN-M

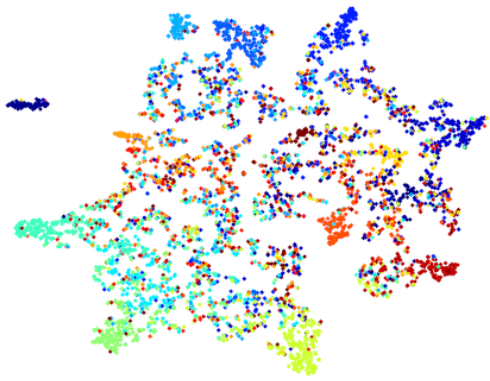
Figure 2. Demonstration of cross-entropy loss values across different epochs on Cora dataset [28] dataset.



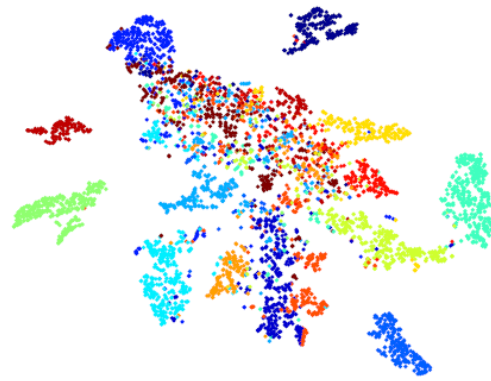
(a) GCN (Noise level: 15%)



(b) RobustGCN-N (Noise level: 15%)



(c) GCN (Noise level: 30%)



(d) RobustGCN-N (Noise level: 30%)

Figure 3. 2D t-SNE [36] visualization of the representations based on GCN and RobustGCN-N respectively on Scence15 [15] dataset with different noise levels. Different classes are marked by different colors. One can note that, the data of different classes are distributed more clearly and compactly in our RobustGCN-N representation.

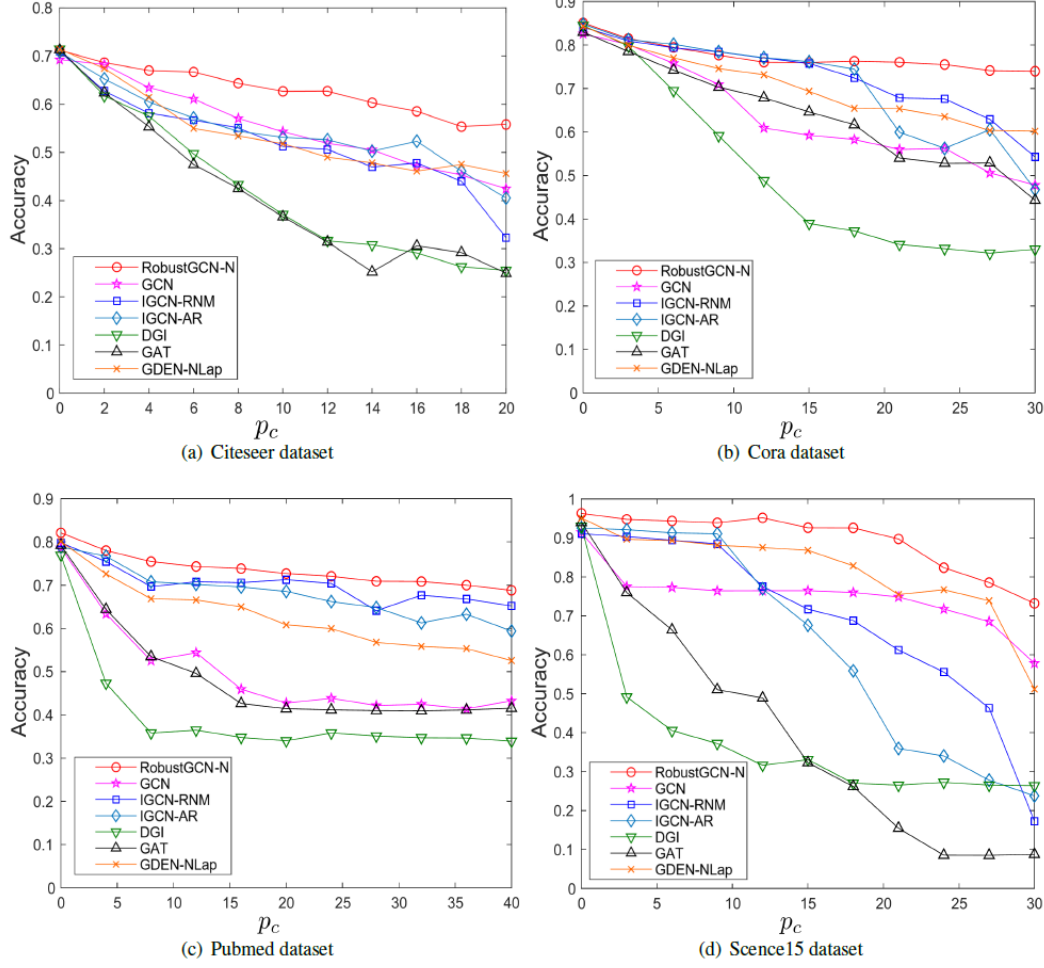


Figure 4. Performance of RobustGCN-N and other existing graph convolution methods across different noise levels on four datasets.

missing values, fill its missing values by using the mean value of all known elements in its neighbors.

### 5.1. Implementation detail

Similar to the setting of GCN [19], we use two layers of graph convolutional network. The number of units in hidden layer is set to 16, and the learning rate and weight decay are set to 0.005 and  $5e-4$ , respectively. The optimal weight parameters of RobustGCNs are trained by using an Adam algorithm [18] with 10000 maximum epochs. The training is stopped if the validation loss does not decrease for 100 consecutive epochs. We initialize all the network parameters by using Glorot initialization [11]. For RobustGCN-N, the parameter  $\epsilon$  (Algorithm 1) and  $\alpha$  in Eq.(7) are determined according to the loss value of the verification set. For RobustGCN-Ms, the parameter  $\alpha$  is set to 1.8, the maximum iteration  $T$  in Eq.(9) and Eq.(12) are set to 10 and 5 respectively. In addition, for both RobustGCN-M1 and RobustGCN-M2a, we first use NMF to fill the missing values in  $H$  and initialize  $Z^{(0)} = \hat{H}$  ( $\hat{H}$  is the filled data of  $H$ ).

Note that, both RobustGCN-M1 and RobustGCN-M2a are not insensitive to their initialization, as shown in §5.4.

### 5.2. Datasets and setting

**Standard data.** We test our RobustGCN-N on four datasets including Citeseer, Cora, Pubmed [28] and Scence15 [20, 15]. We have not test RobustGCN-M on standard datasets because it becomes to GDEN-NLap [13] on complete graph data. Citeseer, Cora, Pubmed [28] are three standard citation network datasets. Scence15 [15] is image dataset which consists of 4485 scene images with 15 different categories [20, 15]. For each image, we use the feature descriptor provided by work [15].

**Corruption noisy data.** For three standard citation datasets, we randomly select  $p_c$  percentage of feature elements and set them to 0 or 1. For Scence15 dataset [20, 15], we randomly select  $p_c$  percentage of feature elements and set them with random values. Thus, parameter  $p_c$  controls the level of perturbation noise.

**Missing noisy data.** For three standard citation datasets, as

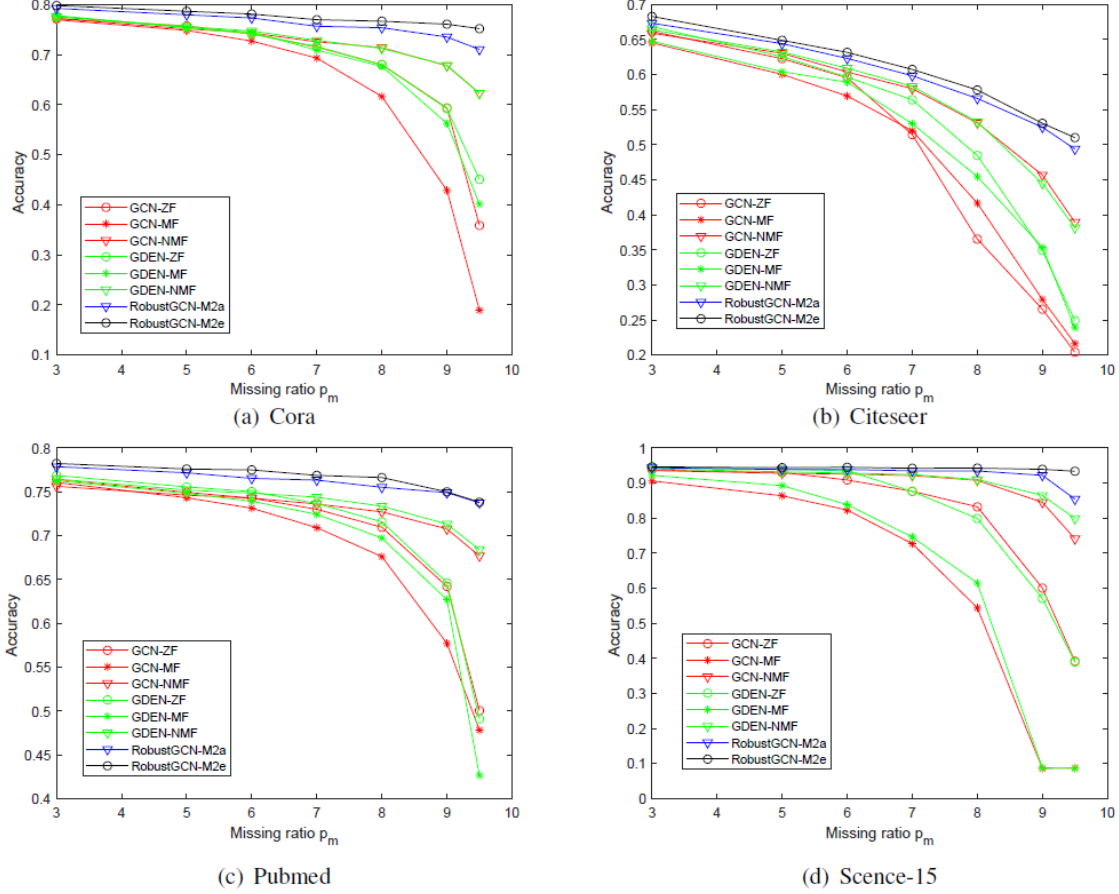


Figure 5. Performance of RobustGCN-M1 and other existing graph convolution methods across different missing levels.

discussed in §3.3, for missing problem 1 we randomly select and set  $p_m$  percentage of elements in feature matrix  $H$  to null and regard them as missing elements. For missing problem 2, we randomly select  $p_m$  percentage of graph nodes and set the features of them (some rows of feature matrix  $H$ ) to null and regard them as missing values. Thus, parameter  $p_m$  controls the level of missing values.

For citation network datasets (Citeseer, Cora and Pubmed) [28], we utilize the similar data setting used in previous works [19, 32]. We take 20 nodes in each class as training data, 500 nodes as verification data and 1000 nodes as testing data, respectively. For Scence15 dataset [20, 15], we randomly choose 500 and 750 images respectively as labeled samples and use another 500 as verification samples. The remaining images are used as the testing samples. All reported results are averaged over ten runs with different data splits of training, validation and testing. For the results of comparison methods, we use the codes provided by authors and implement them on the above same data setting.

### 5.3. Comparison results

#### 5.3.1 Results on corruption noisy datasets

Figure 4 summarizes the performance of RobustGCN-N across different noise levels on several datasets. We can note that (1) Our RobustGCN-N consistently performs better than baseline method GCN [19] and GDEN-NLap [13] at different noise levels. It clearly demonstrates the effectiveness of the proposed  $\ell_1$ -norm based feature learning mechanism in guiding robust graph representation and learning. (2) As the noise level increases, existing GCN methods generally perform susceptibility to the feature noises and RobustGCN-N obtains obviously better performance than other GCN models on noisy data. These clearly demonstrate the robustness of the proposed RobustGCN-N method on addressing graph data learning in the presence of large noises in  $H$ .

#### 5.3.2 Results on missing noisy datasets

Figure 5 and 6 summarize the performance of RobustGCN-M1 and RobustGCN-M2 across different percentages of missing values on different datasets, respectively. We can

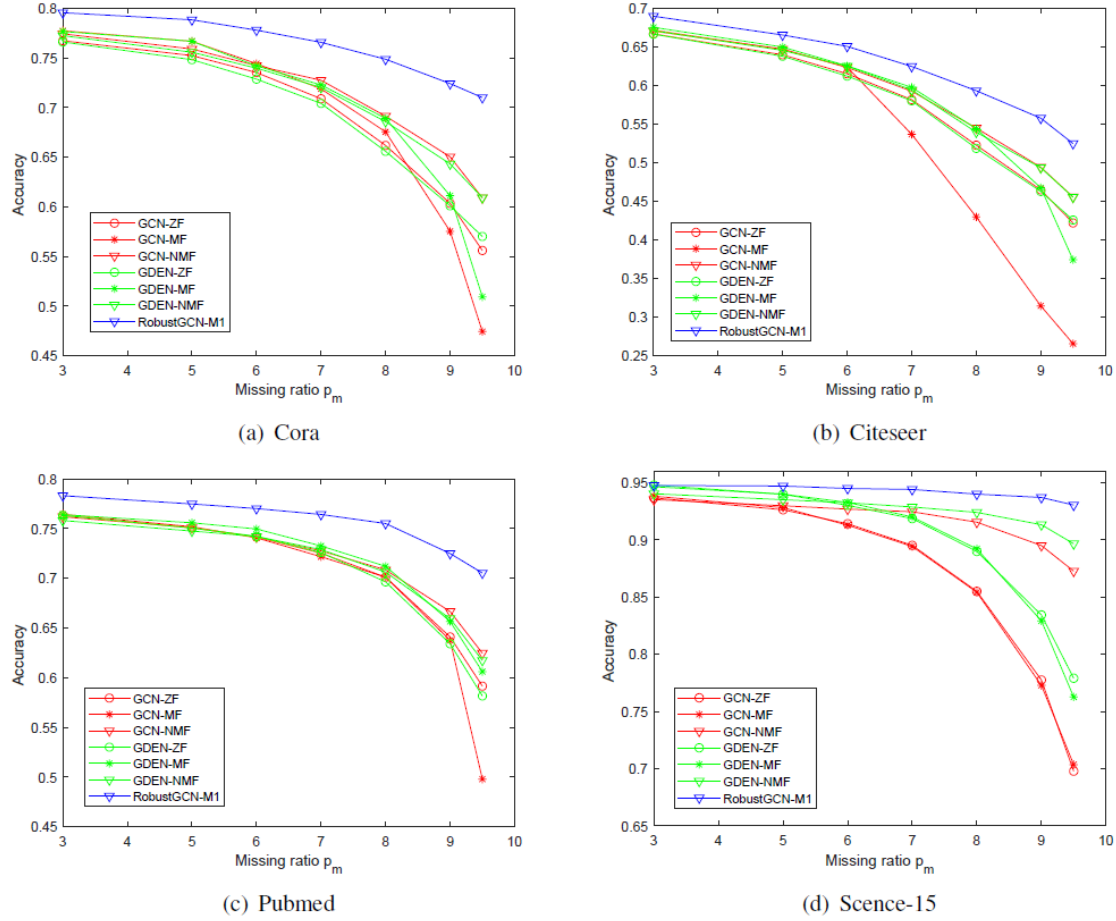


Figure 6. Performance of RobustGCN-M2 and other existing graph convolution methods across different missing levels.

Table 1. Comparison results on dataset Citeseer, Cora, Pubmed and Scence15. The best results are marked by bold.

Method	Citeseer	Cora	Pubmed	Scence15	
No. of label	120	140	60	500	750
GCN	69.25±0.64	82.60±0.48	78.66±0.51	91.42±2.07	94.41±0.92
GAT	71.30±0.56	83.00±0.70	79.20±0.44	93.98±0.75	94.64±0.41
DGI	71.43±0.47	84.50±0.79	76.92±0.47	92.94±1.61	94.21±0.64
FastGCN	70.75±0.59	83.08±0.42	78.78±0.25	90.29±2.83	90.76±2.39
CVD+PP	69.29±0.54	83.52±0.36	77.93±0.30	95.73±0.63	95.12±0.96
IGCN-RNM	70.94±0.52	84.10±0.54	79.83±0.22	91.12±2.32	91.16±2.07
IGCN-AR	70.82±0.44	84.80±0.61	78.83±0.55	92.56±2.76	94.49±0.91
GDEN-NLap	<b>71.54±0.45</b>	84.23±0.39	80.09±0.28	95.08±0.22	95.28±0.19
RobustGCN	71.20±0.42	<b>85.10±0.26</b>	<b>82.10±0.55</b>	<b>96.32±0.59</b>	<b>96.63±0.43</b>

note that (1) Comparing with standard GCN [19] with three filling strategies, RobustGCN-Ms (both RobustGCN-M1 and RobustGCN-M2) can maintain better results as missing value level increases. These obviously demonstrate the effectiveness of the proposed RobustGCN-Ms on addressing incomplete graph representation and learning. (2) Comparing with the baseline model GDEN-NLap [13] with different filling strategies, RobustGCN-M1 and RobustGCN-M2 ob-

tain obviously better learning results on all datasets. (3) RobustGCN-M2e slightly outperforms RobustGCN-M2a which demonstrates the more optimality and thus more effectiveness of RobustGCN-M2e.



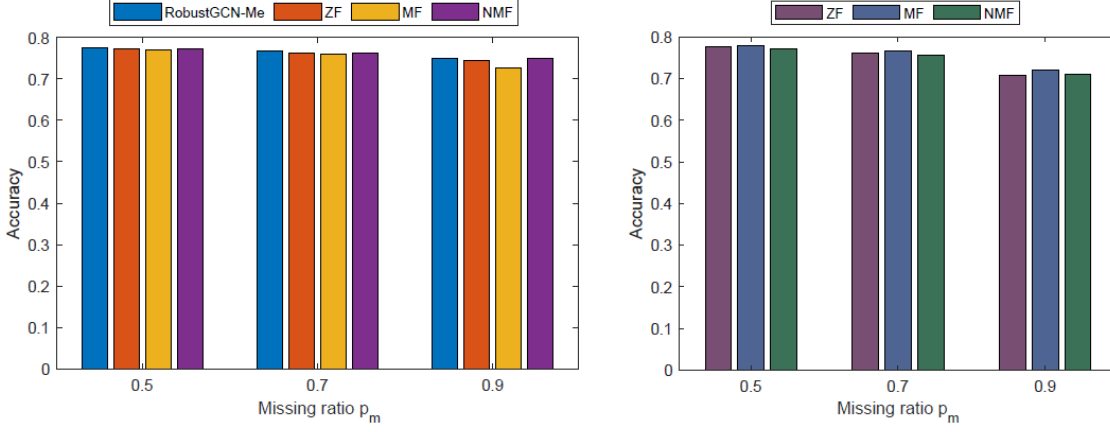


Figure 7. Results of RoubustGCN-M1 (LEFT) and RoubustGCN-M2a (RIGHT) across different initializations on Pubmed dataset.

### 5.3.3 Results on original datasets

Table 1 summarizes the comparison results on original datasets. Since Robust-GCN-M1 and Robust-GCN-M2 degenerate to GDEN-NLap [13] on complete graph data and thus we have not test them here. One can note that RobustGCN-N generally performs better than other recent GCN methods including GAT [32], DGI [33], IGCNs [21], FastGCN [5], CVD+PP [6] and GDEN-NLap [13]. This further demonstrates the effectiveness RobustGCN-N on graph data representation and learning.

Table 2. Results of RobustGCN-N across different parameter  $\epsilon$  values on Cora and Pubmed datasets.

$\epsilon$	1e-2	5e-3	1e-3	5e-4	1e-4
Cora	0.8480	0.8490	0.8520	0.8530	0.8530
Pubmed	0.8160	0.8190	0.8230	0.8230	0.8230

Table 3. Results of RobustGCN-N across different parameter  $\alpha$  values on Cora and Pubmed datasets.

$\alpha$	8	9	10	11	12
Cora	0.8480	0.8490	0.8530	0.8500	0.8510
Pubmed	0.8230	0.8210	0.8140	0.8170	0.8130

### 5.4. Parameter analysis

Table 2 shows the influence of the convergence error parameter  $\epsilon$  in Algorithm 1. It indicates the insensitivity of the RobustGCN-N w.r.t. parameter  $\epsilon$ . Table 3 shows the results with different parameter  $\alpha$  in Eq.(7), which demonstrates that RobustGCN-N is also insensitive to this parameter and can maintain better performance within a certain parameter range. Figure 7 shows the performance of RobustGCN-M1 and RobustGCN-M2a with different initializations including ZF, MF and NMF. It shows that they are generally insensitive to the different initializations.

## 6. Conclusion

This paper proposes several kinds of Robust Graph Convolutional Networks (RobustGCNs) for robust graph data representation and learning in the presence of node missing data and large noises. RobustGCNs incorporate some robust norm feature learning mechanisms into GCNs and thus perform robustly w.r.t. missing data and large feature noises. The efficient algorithms are provided to optimize and train RobustGCNs. Experimental results on several datasets demonstrate the robustness the proposed RobustGCNs.

## Appendix

Eq.(7) is a convex problem because both fitting and regularization terms are convex formulation. Similar to previous work [30], we propose to use Fast Iterative Soft Thresholding Algorithm (FISTA) [2] to solve it. FISTA is an improved version of Iterative Soft Thresholding Algorithm (ISTA) [35, 7] which performs more efficient than ISTA. Below, we first introduce the basic steps of ISTA. Then we summarize the complete FISTA algorithm for solving  $\mathcal{J}_{Rgc}$  Eq.(7) in Algorithm 1.

Formally, let  $\mathcal{J}_{Rgc} = g(Z) + f(Z)$  where

$$f(Z) = \alpha \text{Tr}(Z^T(I - S)Z) \quad (15)$$

$$g(Z) = \|Z - H\|_1 \quad (16)$$

Then, starting from  $Z^{(0)} = H$ , ISTA [7, 2] algorithm solves problem Eq.(7) using the following update rule

$$Z^{(k+1)} = \arg \min_X \left\{ g(X) + \frac{\lambda}{2} \|X - U^{(k)}\|_F^2 \right\} \quad (17)$$

where  $k = 0, 1, 2 \dots$  and

$$U^{(k)} = Z^{(k)} - \frac{1}{\lambda} \nabla f(Z^{(k)}) = Z^{(k)} - \frac{2\alpha}{\lambda} (I - S)Z^{(k)} \quad (18)$$

where  $\lambda$  plays the role of a step size and sets to  $2\alpha\|I - S\|_2$ , as suggested in [30]. Problem Eq.(17) is the proximal

operator for Lasso problem [31] and the optimal solution is given as

$$Z_{ij}^{(k+1)} = H_{ij} + \text{sign}(U_{ij}^{(k)} - H_{ij}) \max(|H_{ij} - U_{ij}^{(k)}| - \frac{1}{\lambda}, 0) \quad (19)$$

Instead of conducting iterative shrinkage operator Eq.(17) on the previous solution  $Z^{(k)}$ , Fast ISTA (FISTA) [2] aims to employ shrinkage operator on the point  $Y^{(k)}$  which is a specific linear combination of the previous two solutions  $\{Z^{(k-1)}, Z^{(k)}\}$ . Algorithm 1 summarizes the complete FISTA algorithm for solving the proposed robust graph convolution problem Eq.(7). The detail convergence analysis of this FISTA algorithm has been studied in work [2].

## References

- [1] James Atwood and Don Towsley. Diffusion-convolutional neural networks. In *Advances in Neural Information Processing Systems*, pages 1993–2001, 2016. 1
- [2] Amir Beck and Marc Teboulle. A fast iterative shrinkage-thresholding algorithm for linear inverse problems. *SIAM journal on imaging sciences*, 2(1):183–202, 2009. 3, 9, 10
- [3] Michael J Black and Anand Rangarajan. On the unification of line processes, outlier rejection, and robust statistics with applications in early vision. *International journal of computer vision*, 19(1):57–91, 1996. 3, 4
- [4] Joan Bruna, Wojciech Zaremba, Arthur Szlam, and Yann LeCun. Spectral networks and locally connected networks on graphs. In *International Conference on Learning Representations*, 2014. 1
- [5] Jie Chen, Tengfei Ma, and Cao Xiao. Fastgcn: fast learning with graph convolutional networks via importance sampling. *arXiv preprint arXiv:1801.10247*, 2018. 4, 9
- [6] Jianfei Chen and Jun Zhu. Stochastic training of graph convolutional networks, 2018. 4, 9
- [7] Ingrid Daubechies, Michel Defrise, and Christine De Mol. An iterative thresholding algorithm for linear inverse problems with a sparsity constraint. *Communications on Pure and Applied Mathematics: A Journal Issued by the Courant Institute of Mathematical Sciences*, 57(11):1413–1457, 2004. 3, 9
- [8] Michaël Defferrard, Xavier Bresson, and Pierre Vandergheynst. Convolutional neural networks on graphs with fast localized spectral filtering. In *Advances in Neural Information Processing Systems*, pages 3844–3852, 2016. 1
- [9] Chris Ding, Ding Zhou, Xiaofeng He, and Hongyuan Zha. R1-pca: rotational invariant l1-norm principal component analysis for robust subspace factorization. In *Proceedings of the 23rd international conference on Machine learning*, pages 281–288, 2006. 2, 3
- [10] Justin Gilmer, Samuel S Schoenholz, Patrick F Riley, Oriol Vinyals, and George E Dahl. Neural message passing for quantum chemistry. In *Proceedings of the 34th International Conference on Machine Learning-Volume 70*, pages 1263–1272, 2017. 2
- [11] Xavier Glorot and Yoshua Bengio. Understanding the difficulty of training deep feedforward neural networks. In *International conference on artificial intelligence and statistics*, pages 249–256, 2010. 6
- [12] Will Hamilton, Zhitaoying, and Jure Leskovec. Inductive representation learning on large graphs. In *Advances in Neural Information Processing Systems*, pages 1024–1034, 2017. 1
- [13] Bo Jiang, Doudou Lin, Jin Tang, and Bin Luo. Data representation and learning with graph diffusion-embedding networks. In *Proceedings of the IEEE Conference on Computer Vision and Pattern Recognition*, pages 10414–10423, 2019. 1, 2, 4, 6, 7, 8, 9
- [14] Bo Jiang, Ziyang Zhang, Doudou Lin, Jin Tang, and Bin Luo. Semi-supervised learning with graph learning-convolutional networks. In *Proceedings of the IEEE Conference on Computer Vision and Pattern Recognition*, pages 11313–11320, 2019. 1
- [15] Zhuolin Jiang, Zhe Lin, and Larry S Davis. Label consistent k-svd: Learning a discriminative dictionary for recognition. *IEEE transactions on pattern analysis and machine intelligence*, 35(11):2651–2664, 2013. 4, 5, 6, 7
- [16] Aleksandar Bojchevski, Johannes Klicpera, and Stephan Günnemann. Combining neural networks with personalized pagerank for classification on graphs. In *ICLR*, 2019. 1
- [17] Qifa Ke and Takeo Kanade. Robust l/sub 1/norm factorization in the presence of outliers and missing data by alternative convex programming. In *2005 IEEE Computer Society Conference on Computer Vision and Pattern Recognition (CVPR'05)*, volume 1, pages 739–746, 2005. 2, 3
- [18] Diederik P Kingma and Jimmy Ba. Adam: A method for stochastic optimization. In *International Conference on Learning Representations*, 2015. 6
- [19] Thomas N Kipf and Max Welling. Semi-supervised classification with graph convolutional networks. 2017. 1, 2, 4, 6, 7, 8
- [20] Svetlana Lazebnik, Cordelia Schmid, and Jean Ponce. Beyond bags of features: Spatial pyramid matching for recognizing natural scene categories. In *2006 IEEE Computer Society Conference on Computer Vision and Pattern Recognition (CVPR'06)*, volume 2, pages 2169–2178, 2006. 6, 7
- [21] Qimai Li, Xiao-Ming Wu, Han Liu, Xiaotong Zhang, and Zhichao Guan. Label efficient semi-supervised learning via graph filtering. In *Proceedings of the IEEE Conference on Computer Vision and Pattern Recognition*, pages 9582–9591, 2019. 1, 4, 9
- [22] Yaguang Li, Rose Yu, Cyrus Shahabi, and Yan Liu. Diffusion convolutional recurrent neural network: Data-driven traffic forecasting. In *International Conference on Learning Representations (ICLR '18)*, 2018. 1, 2
- [23] Guangcan Liu, Zhouchen Lin, and Yong Yu. Robust subspace segmentation by low-rank representation. In *Proceedings of the 27th international conference on machine learning (ICML-10)*, pages 663–670, 2010. 3
- [24] Xinwang Liu, Xinzhong Zhu, Miaomiao Li, Lei Wang, En Zhu, Tongliang Liu, Marius Kloft, Dinggang Shen, Jianping

- Yin, and Wen Gao. Multiple kernel k-means with incomplete kernels. *IEEE transactions on pattern analysis and machine intelligence*, 2019. 4
- [25] Federico Monti, Davide Boscaini, Jonathan Masci, Emanuele Rodola, Jan Svoboda, and Michael M Bronstein. Geometric deep learning on graphs and manifolds using mixture model cnns. In *IEEE Conference on Computer Vision and Pattern Recognition*, pages 5423–5434, 2017. 1
- [26] Feiping Nie, Dong Xu, Ivor Wai-Hung Tsang, and Changshui Zhang. Flexible manifold embedding: A framework for semi-supervised and unsupervised dimension reduction. *IEEE Transactions on Image Processing*, 19(7):1921–1932, 2010. 4
- [27] Li Ruoyu, Wang Sheng, Zhu Feiyun, and Huang Junzhou. Adaptive graph convolutional neural networks. In *AAAI Conference on Artificial Intelligence*, pages 3546–3553, 2018. 1
- [28] Prithviraj Sen, Galileo Namata, Mustafa Bilgic, Lise Getoor, Brian Galligher, and Tina Eliassi-Rad. Collective classification in network data. *AI magazine*, 29(3):93, 2008. 4, 5, 6, 7
- [29] Nauman Shahid, Vassilis Kalofolias, Xavier Bresson, Michael Bronstein, and Pierre Vandergheynst. Robust principal component analysis on graphs. In *Proceedings of the IEEE International Conference on Computer Vision*, pages 2812–2820, 2015. 2, 3
- [30] Nauman Shahid, Nathanael Perraudin, Vassilis Kalofolias, Gilles Puy, and Pierre Vandergheynst. Fast robust pca on graphs. *IEEE Journal of Selected Topics in Signal Processing*, 10(4):740–756, 2016. 2, 3, 9
- [31] Robert Tibshirani. Regression shrinkage and selection via the lasso. *Journal of the Royal Statistical Society: Series B (Methodological)*, 58(1):267–288, 1996. 10
- [32] Petar Velickovi, Guillem Cucurull, Arantxa Casanova, Adriana Romero, Pietro Li, and Yoshua Bengio. Graph attention networks. In *International Conference on Learning Representations*, 2018. 1, 4, 7, 9
- [33] Petar Velickovi, William Fedus, William L. Hamilton, Pietro Li, Yoshua Bengio, and R Devon Hjelm. Deep graph infomax. In *International Conference on Learning Representations*, 2019. 1, 4, 9
- [34] John Wright, Arvind Ganesh, Shankar Rao, Yigang Peng, and Yi Ma. Robust principal component analysis: Exact recovery of corrupted low-rank matrices via convex optimization. In *Advances in neural information processing systems*, pages 2080–2088, 2009. 2
- [35] Stephen J Wright, Robert D Nowak, and Mário AT Figueiredo. Sparse reconstruction by separable approximation. *IEEE Transactions on Signal Processing*, 57(7):2479–2493, 2009. 3, 9
- [36] Tian Xia, Dacheng Tao, Tao Mei, and Yongdong Zhang. Multiview spectral embedding. *IEEE Transactions on Systems, Man, and Cybernetics, Part B (Cybernetics)*, 40(6):1438–1446, 2010. 5
- [37] Zhang Xinyi and Lihui Chen. Capsule graph neural network. In *ICLR*, 2019. 1
- [38] Liang Yang, Zesheng Kang, Xiaochun Cao, Di Jin, Bo Yang, and Yuanfang Guo. Topology optimization based graph convolutional network. In *IJCAI*, 2019. 1
- [39] Dengyong Zhou, Olivier Bousquet, Thomas N Lal, Jason Weston, and Bernhard Schölkopf. Learning with local and global consistency. In *Advances in neural information processing systems*, pages 321–328, 2004. 2, 4
- [40] Jie Zhou, Ganqu Cui, Zhengyan Zhang, Cheng Yang, Zhiyuan Liu, Lifeng Wang, Changcheng Li, and Maosong Sun. Graph neural networks: A review of methods and applications. *arXiv preprint arXiv:1812.08434*, 2018. 2