

The application of σ -LFSR in Key-Dependent Feedback Configuration for Word-Oriented Stream Ciphers

Subrata Nandi¹[0000–0001–7140–0608], Srinivasan
Krishnaswamy²[0000–0001–9714–7399], Behrouz Zolfaghari³[0000–0001–6691–0988],
and Pinaki Mitra⁴[0000–0002–8254–8234]

¹ CSE Department, Indian Institute of Technology Guwahati, Gwa 781039, India
`subrata.nandi@iitg.ac.in`

² EEE Department, Indian Institute of Technology Guwahati, Gwa 781039, India
`srinikris@iitg.ac.in`

³ CSE Department, Indian Institute of Technology Guwahati, Gwa 781039, India
`zolfaghari@iitg.ac.in`

⁴ CSE Department, Indian Institute of Technology Guwahati, Gwa 781039, India
`pinaki@iitg.ac.in`

Abstract. In this paper, we propose and evaluate a method for using σ -LFSRs with key-dependent feedback configurations (KDFC) in stream ciphers. This method can be applied to any stream cipher that uses a word-based LFSR. Here, a configuration generation algorithm uses the secret key(K) and the initialization vector (IV) to generate a feedback configuration. We have mathematically analysed the feedback configurations generated by this method. As a test case, we have applied this method on SNOW 2.0 and have analysed its impact on resistance to algebraic attacks. Further, we have also tested the generated keystream for randomness.

Keywords: Stream Cipher · σ -LFSR · Key-Dependent Feedback Configuration · Primitive Polynomial · Algebraic Attack.

1 Introduction

Stream ciphers are used in a variety of applications [ANA16, PBC19]. LFSRs (Linear Feedback Shift Register) are widely used as building blocks in stream ciphers because of their simple construction and easy implementation.

Stream ciphers are vulnerable against algebraic attacks. For stream ciphers built on LFSRs, the knowledge of the feedback equation of the LFSR is critical for any algebraic attack. The generating polynomials (and hence the feedback configuration) of the LFSRs are publicly known in most ciphers, and confidentiality is provided only via secret initial values fed into LFSRs.

The literature in this area comes with a lot of research on algebraic attacks [MPC04, Cou03, Dal06, KAAR17] as well as different approaches for improving the algebraic resistance of stream ciphers (resistance against algebraic attacks)

[AM09,SD11]. In this paper, we propose a solution for schemes like SNOW which consist of a word based LFSR connected with a Finite State Machine (FSM). We approach this problem making the feedback configuration of the σ -LFSR dependent on the secret key. During initialization, the feedback configuration of the σ -LFSR is assumed to be publicly known. The initial state of the σ -LFSR is dependent on the secret key. With this configuration the scheme generates a set of random numbers. These random numbers are then used to generate a feedback configuration. The scheme is operated using this feedback configuration. It is assumed that the random numbers generated during initialization are not available to the attacker. In the rest of this paper, we refer to this method as σ -KDFC (Key-Dependent Feedback Configuration).

The first novel aspect of the proposed approach is that the feedback configuration of the σ -LFSR is key dependent. This increases the non-linearity of the stream cipher and improves its resistance against algebraic attacks. The second novelty of a σ -KDFC is its flexibility in managing the trade-off between algebraic resistance and computational complexity. The randomness of the chosen configuration and the computational complexity of the configuration generation algorithm both increase with the number of iterations in the algorithm. σ -KDFC provides the flexibility required to manage this trade-off via allowing the designer to control the number of iterations.

We theoretically analyse the impact of σ -KDFC on algebraic resistance by calculating the degree of the polynomials that relate the configuration of the keystream generation module to the initial state of the σ -LFSR. Then, we study the integration of σ -KDFC with SNOW 2.0 as a case study. We refer to the resulting cipher stream as KDFC-SNOW. We use empirical tests to verify the randomness of the keystream generated by KDFC-SNOW.

In this paper, we have considered \mathbb{F}_{p^n} as a finite field of p^n elements over base field \mathbb{F}_p with characteristic p , where p is a prime number. \mathbb{F}_2^n is n -dimensional vector space over base field \mathbb{F}_2 . The i^{th} row and j^{th} column of a matrix $M \in \mathbb{F}_2^{n \times n}$ is denoted by $M[i,:]$ and $M[:,j]$ respectively. $M[i,j]$ is considered as a coordinate of matrix M . Minor of an entry in the i^{th} row and j^{th} column of matrix M is expressed by $\mu(M[i,j])$. Besides, \oplus and $+$ are used interchangeably to represent addition over \mathbb{F}_2 .

The rest of this paper is organized as follows. Section 2 introduces LFSR, σ -LFSR and some related concepts. Section 3 examines σ -KDFC, its components and its time complexity. Section 4 presents the mathematical analysis on the algebraic resistance of σ -KDFC. Section 5 discusses the case study as well as the related evaluations. Section 6 concludes the paper.

2 Basic Concepts

A traditional LFSR of length b is a linear bit sequence generator usually implemented using a shift register with b flip-flops and feedback loop containing a few XOR gates. The XOR gates implement the GF(2) addition operation, and serve to establishing a linear transformation characterized by a fixed gen-

erating polynomial which represents the feedback configuration of the LFSR. An LFSR generates a maximum-period sequence if its generating polynomial is primitive [AG98]. The companion matrix of a primitive polynomial $f(x) = x^b + c_{b-1}x^{b-1} + c_{b-2}x^{b-2} + \dots + c_1x + c_0$ wherein $c_0, c_1, \dots, c_{b-1} \in \mathbb{F}_2$ is given in equation 1.

$$P_f = \begin{bmatrix} 0 & 0 & 0 & \dots & c_0 \\ 1 & 0 & 0 & \dots & c_1 \\ 0 & 1 & 0 & \dots & c_2 \\ \vdots & \vdots & \vdots & \dots & \vdots \\ 0 & 0 & 0 & \dots & c_{b-2} \\ 0 & 0 & 0 & \dots & c_{b-1} \end{bmatrix} \in \mathbb{F}_2^{b \times b} \quad (1)$$

In addition to hardware implementation using XOR and XNOR gates [KGK19], LFSRs can be implemented in software [KKT10, Lau07]. Moreover, multi-bit input (parallel) LFSRs [?], multi-bit output (MBO) LFSRs [KKT10] have been proposed in order to improve speed via increased parallelism.

Multi-bit input multi-bit output (MIMO) LFSRs are more evolved variants of LFSRs wherein the ideas behind parallel and MBO LFSRs are combined [?]. MIMO LFSRs replace the scalar coefficients of the generating polynomial in traditional LFSRs by vectors over the base field (GF(2) in this paper).

σ -LFSRs are special MIMO LFSRs in which the coefficients of the generating polynomial are matrices over the base field. A σ -LFSR S is formally defined as follows.

Definition 1. Consider $B_0, B_1, \dots, B_{b-1} \in \mathbb{F}_2^{m \times m}$ where b is a positive integer. A σ -LFSR is a system with b , m -input m -output delay blocks D_0, D_1, \dots, D_{b-1} which satisfies the feedback equation $D_{b-1}^{t+1} = \sum_{j=0}^{b-1} B_j \times D_j^t$ where D_r^t represents the content of D_r at time t . The polynomial $f_S(x) = x^n + B_{b-1}x^{n-1} + B_{b-2}x^{n-2} + \dots + B_0$ is referred to as the generating σ -polynomial of S [ZHH07].

The σ -LFSR defined above is shown in figure 1.

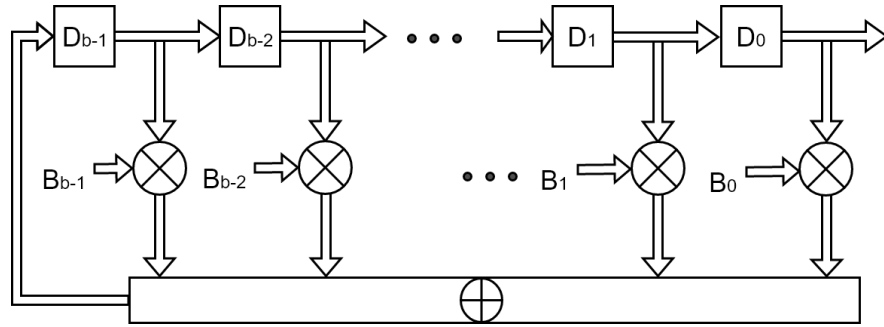


Fig. 1. Block diagram of σ -LFSR

The matrices B_0, B_1, \dots, B_{b-1} in definition 1 are referred to as the gain matrices of \mathcal{S} . The configuration matrix of \mathcal{S} is defined accordingly as given by equation 2.

$$C_{\mathcal{S}} = \begin{bmatrix} 0 & I & 0 & \cdots & 0 \\ 0 & 0 & I & \cdots & 0 \\ \vdots & \vdots & \vdots & \ddots & \vdots \\ 0 & 0 & 0 & \cdots & I \\ B_0 & B_1 & B_2 & \cdots & B_{b-1} \end{bmatrix} \in \mathbb{F}_2^{mb \times mb} \quad (2)$$

In equation 2, $0, I \in \mathbb{F}_2^{m \times m}$ are all-zero and identity matrices respectively. If $f_{\mathcal{S}}(x)$ is the generating σ -polynomial, then $C_{\mathcal{S}}$ is referred to as its M -companion matrix. The characteristic polynomial of this M -companion matrix is known as the characteristic polynomial of the σ -LFSR.

Let D_i^t represent the output of the i^{th} delay block in \mathcal{S} at timestamp t where $i \in \{0, 1, \dots, b-1\}$. The state vector of the σ -LFSR \mathcal{S} at timestamp t (after the t^{th} clock cycle) is defined as follows.

$$V_{\mathcal{S}}^t = \begin{Bmatrix} D_0^t \\ D_1^t \\ \vdots \\ D_{b-1}^t \end{Bmatrix} \in \mathbb{F}_2^{mb}$$

Further, the state transition equation of σ -LFSR is defined as follows.

$$V_{\mathcal{S}}^{t+1} = C_{\mathcal{S}} \times V_{\mathcal{S}}^t \quad (3)$$

Let D^∞ represent the vector sequence (multisequence) generated by \mathcal{S} . If the period of D^∞ is equal to $2^{mb} - 1$, the σ -LFSR \mathcal{S} is called a primitive σ -LFSR, and its σ -polynomial $f_{\mathcal{S}}(x)$ is referred to as a primitive σ -polynomial. The characteristic polynomial of such a σ -LFSR is a primitive element of $\mathbb{F}_2[x]$.

We refer to this kind of companion matrices as M -companion matrices.

A conjecture on the total number of existing primitive σ -LFSRs over \mathbb{F}_{2^m} has been presented in [ZHH07] as given by equation 4.

$$N_P = \frac{|GL(m, \mathbb{F}_2)|}{2^m - 1} \times \frac{\phi(2^{mb} - 1)}{mb} \times 2^{m(m-1)(b-1)} \quad (4)$$

In equation 4, $GL(m, \mathbb{F}_2)$ is the general linear group of non-singular matrices $\in \mathbb{F}_2^{m \times m}$, and ϕ represents Euler's totient.

This conjecture has been proved in [KP14]. Moreover, [KP14] gives an algorithm for the enumeration of all $\frac{|GL(m, \mathbb{F}_2)|}{2^m - 1} \times 2^{m(m-1)(b-1)}$ possible configuration matrices for a given primitive polynomial.

3 σ -KDFC

Stream ciphers, like the SNOW series of ciphers, use word based LFSRs along with an FSM module. The feedback configuration of the LFSR in such schemes

is publicly known. This feedback relation is an integral part of most algebraic attacks on such schemes [BG05]. The resistance of such schemes to algebraic attacks could potentially increase if the feedback configuration is made key dependent. The large number of primitive feedback configurations for σ -LFSRs makes this possible. σ -KDFC is a key dependent mechanism of generating a primitive feedback configuration for a σ -LFSR. Each time the secret key is changed the feedback configuration of the σ -LFSR is updated. The first thing the method needs to achieve this goal, is a key-dependent random number generation module. Then a systematic mechanism is required to generate feedback configurations for the σ -LFSR using these random numbers. Finally, a configurable keystream generation module is required into which this σ -LFSR configuration can be deployed. Figure 2 shows the schematic of a σ -KDFC and its interaction with the host stream cipher.

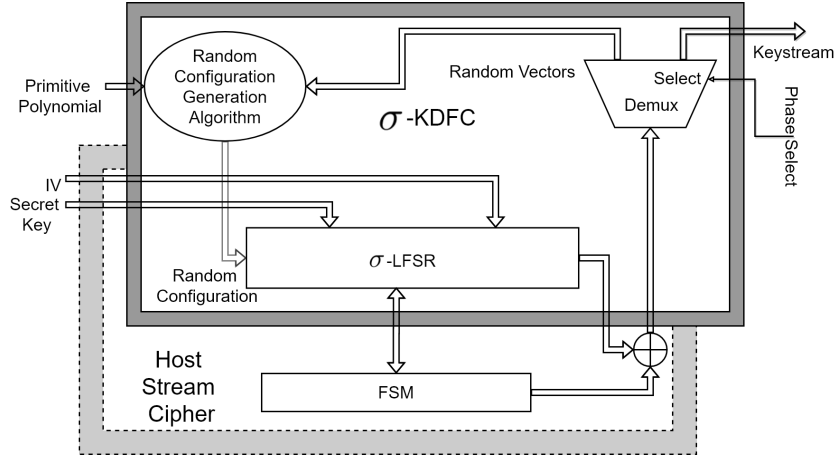


Fig. 2. The Schematic of σ -KDFC

As shown in figure 2, a control line fed into a set of demultiplexers selects the running phase of the system. For example, the initialization and operation phases can be selected by setting $PhaseSelect = 0$ and $PhaseSelect = 1$ respectively. During the initialization phase, the demultiplexers forward their inputs to the configuration generation algorithm, which uses them as input random numbers. In the operation phase, the demultiplexers provide the output keystream of the modified cipher. The phases of σ -KDFC are explained in the following.

3.1 The Initialization Phase

The initialization phase comprises of three steps as explained below.

Step 1: Random Number Generation In this step, the σ -LFSR has a publicly known feedback configuration and is initialized using a secret key and an Initialization Vector (IV) (as is normally done in word based stream ciphers like SNOW). It collaborates with the FSM part of the host stream cipher to provide a set of random numbers. For a σ -LFSR with b , m -input m -output delay blocks, $mb - m$ random vectors are generated. These random vectors are used to generate the feedback configuration of the σ -LFSR.

Step 2: Key-Based Configuration Generation This phase is performed by an algorithm that uses the random vectors generated in the previous steps along with the same number of primitive polynomials in order to create a random configuration matrix in each invocation. These polynomials can be arbitrarily chosen from existing lists of primitive polynomials [Živ94].

At any iteration, the algorithm uses a higher-degree primitive polynomial, and generates a matrix with an additional column until the number of columns reaches $n = m * b$. The primitive polynomial with the highest degree is the characteristic polynomial of the final configuration matrix. The number of the iterations in this algorithm is controlled by the number of input random vectors. As the number of input random vectors increases, the randomness of the output configuration matrix increases at the cost of a nonlinearly-increasing time complexity. This trade-off can be resolved by controlling the number of random vectors (runs of \mathcal{S}).

The initialization algorithm generates a matrix Q which is in turn used to generate an M -companion matrix by means of a similarity transformation.

Let P be the companion matrix of a primitive polynomial. Consider the function S_P defined in the following equation

$$S_P: GL(n, \mathbb{F}_2) \rightarrow GL(n, \mathbb{F}_2) \quad S_P(Q) = Q \times P \times Q^{-1} \quad (5)$$

The function $S_P(Q)$ transforms the matrix Q into an M -companion matrix with the same characteristic polynomial as P

The following result gives the structure of the matrix Q

Lemma 1. (Lemma 4.5 proven in [KP14]) Let P be the companion matrix of a given irreducible polynomial $f(x)$. Given an m -tuple $N = (n_1, n_2, \dots, n_m) \in \mathbb{Z}_+^m$ such that $n_1 + n_2 + \dots + n_m = n$, the matrix $P^* = Q \times P \times Q^{-1}$ is in the M -companion form if and only if Q is an invertible matrix of the form

$$Q = [e_1^n; v_1; v_2; \dots; v_{m-1}; e_1^n P; v_1 P; \dots; v_{m-1} P; \dots; e_1^{n_1-1}; v_1 P^{n_2-1}; \dots; v_{m-1} P^{n_m-1}]$$

, where $v_2, \dots, v_m \in \mathbb{F}_q^n$ are row vectors and $N = (n_1, n_2, \dots, n_m)$ are such

$$\sum_{i=1}^b n_i = n, \quad e_1^n = \left(\underbrace{0}_{n-1 \text{ times}}, 1 \right) \in F_2^n \text{ and } v_i \in F_2^n \text{ for } i = 2, 3, \dots, n.$$

The configuration matrix is generated by algorithm 1. This algorithm is proven in [KP14]. The input to this algorithm is the set of random vectors

generated in the first step of the initialization process along with a list of arbitrary primitive polynomials. These are used to generate the matrix Q which is then acted upon by the function S_P . The algorithm guarantees to create a unique Q -matrix from each set of random vectors for a given set of primitive polynomials [KP14].

Algorithm 1 Full Rank Matrix Y Generation Algorithm

Input:

1. A full rank matrix stored in $M \in \mathbb{F}_2^{m \times m}$.
2. A set of $n - m$ primitive polynomials of degrees $\{m, m + 1, \dots, n\}$ stored in an array L . The corresponding companion matrices are represented by $P_{L(i)}$ for $m \leq i \leq n$. These polynomials can be arbitrarily selected from the lists of primitive polynomials which are available in literature [Živ94]
3. A set of random binary vectors $R_i \in \mathbb{F}_2^n$, for $i \in \{0, \dots, n - m\}$, (These are the $(n - m)$ random vectors generated in the first step of the initialization process)

Output: A full rank matrix $Y \in \mathbb{F}_2^{m \times n}$.

```

1: procedure PILLAI( $M, L, R$ )
2:    $Y \leftarrow M$ 
3:    $d \leftarrow \text{Dimension}(Y)$ 
4:    $t \leftarrow 0$ 
5:   while  $t \leq (n - m)$  do
6:      $c \leftarrow Y[t \bmod m];$ 
7:      $\lambda \leftarrow \text{Lin-solver}(c, P_{L[t]})$ 
8:      $Y \leftarrow Y \times \lambda$ 
9:      $Y[:, d + t - 1] \leftarrow R_t$ 
10:     $Y[c, d + t - 2] \leftarrow 0$ 
11:     $Y[c, d + t - 1] \leftarrow 1$ 
12:     $t \leftarrow t + 1$ 
13:  end while
14:  Return  $Y$ 
15: end procedure

```

Note that at every step, the size of c vector increases. Therefore the time taken for each iteration of Algorithm 1 increases with each iteration. To circumvent this problem, a few of these iterations could be run offline in a server and the resulting Y matrix could be made public. Let this matrix be denoted by Y_{init} . The remaining iterations can be done during the initialization phase of the keystream generator. When this is done, the variable Y in Algorithm 1 will be initialized as Y_{init} , and the variable t will be initialized as $k \bmod m$, where $k(m < k < n)$ is the number of iteration done offline. Further, the number of random vectors generated in the first step will now be $n - m - k$. The array L will contain primitive polynomials with degrees $(m + k, \dots, n)$. The 'for' loop will run $n - m - k$ times.

Algorithm 2 Find the power of A , λ , such that $c \times \lambda = e_{|c|}^1$

Input:

1. $c \in \mathbb{F}_2^{1 \times n}$.
2. A companion matrix $A \in \mathbb{F}_2^{n \times n}$.

Output: The power of A , λ , such that $c \times \lambda = e_{|c|}^1$.

1: **procedure** *Lin-solver*(c, A)

$$2: \quad X \leftarrow \begin{bmatrix} c \\ c \times A \\ c \times A^2 \\ \vdots \\ c \times A^{n-1} \end{bmatrix} \in \mathbb{F}_2^{n \times n}$$

- 3: Solve the linear equation $y \times X = e_1^n$ for y .
 - 4: $\lambda \leftarrow y[0] \times I + y[1] \times X + \dots + y[n-1] \times X^{n-1}$
 - 5: Return λ
 - 6: **end procedure**
-

In algorithm 1, $\lambda = \text{Lin-solver}(c, P_{L[t]})$ is a matrix such that $c \times \lambda = e_{|c|}^1$. Algorithm 2 calculates λ by solving a linear equation.

Algorithm 3 Configuration matrix Generation

Input:

1. Companion matrix of a primitive polynomial of degree n , P_z .
2. Full rank matrix $Y \in \mathbb{F}_2^{m \times n}$ generated from Algorithm 1.

Output: A random configuration matrix for \mathcal{S} is stored in C_S .

- 1: **procedure** FIND-CONFIG(P_z, Y)
 - 2: $P_z \leftarrow P_{L[n-m-1]}$
-

```

3:    $Q \leftarrow \begin{bmatrix} Y[0 :,] \\ Y[1 :,] \\ \vdots \\ Y[m-1 :,] \\ Y[0 :,] \times P_z \\ Y[1 :,] \times P_z \\ \vdots \\ Y[m-1 :,] \times P_z \\ \vdots \\ Y[0 :,] \times (P_z)^{b-1} \\ Y[1 :,] \times (P_z)^{b-1} \\ \vdots \\ Y[m-1 :,] \times (P_z)^{b-1} \end{bmatrix} \in \mathbb{F}_2^{n \times n}$ 
4:    $C_S \leftarrow Q \times P_z \times Q^{-1}$ 
5:   Return  $C_S$ 
6: end procedure

```

Step 3: Configuration Deployment Algorithm 3 generates a configuration matrix in the form of equation 2. The last m rows in the generated configuration matrix contain the gain matrices B_0 through B_{b-1} . The feedback gains of the σ -LFSR are set as B_0, B_1, \dots, B_{b-1} .

3.2 An Analysis on the Initialization Phase

In this subsection, we analyse the time complexity of the initialization phase. Then we discuss the flexibility of σ -KDFC, which makes it possible to manage the tradeoff between the complexity and the algebraic resistance.

Configuration Generation Time Complexity Algorithm 2 is of time complexity $\mathcal{O}(n^3)$ as it uses Gaussian elimination of type LU(Lower-Upper Triangular) decomposition to solve the system of linear equations. On the other hand, algorithm 1 calls algorithm 2 once in each of its $n - m$ iterations. Thus, the time complexity of algorithm 1 is of order $\mathcal{O}(n^4)$.

Flexibility The structure of algorithm 1 allows for a trade-off between time complexity on one hand and randomness and algebraic resistance on the other. The total time taken to calculate the feedback configuration can be reduced by increasing the number of iterations of Algorithm 1 done in the server. This however reduces the number of possible configurations and hence compromises on the randomness.

3.3 The Operation Phase

In this phase, the σ -LFSR with the updated feedback configuration is used along with the FSM to generate the keystream. Its configuration is updated by the mentioned algorithm each time the secret key is changed. σ -KDFC does not change the FSM part of the host stream cipher.

4 Algebraic Resistance Analysis

In this subsection, we analyse the complexity and algebraic resistance of σ -KDFC.

4.1 Definitions

An n -variable Boolean function f is a map, $f : \mathbb{F}_2^n \rightarrow \mathbb{F}_2$. It can be written in the Algebraic Normal Form (ANF) representation as follows [Car].

$$f = \bigoplus_{I \in P(n)} a_I \left(\prod_{i \in I} x_i \right) = \bigoplus_{I \in P(n)} a_I x^I \quad (6)$$

where, $P(n)$ denotes the power set of $N = \{1, \dots, n\}$ and f belongs to the ring $\mathbb{F}_2[x_0, x_1, \dots, x_{n-1}] / \langle x_0^2 + x_0, x_1^2 + x_1, \dots, x_{n-1}^2 + x_{n-1} \rangle$. The algebraic degree of the Boolean function f , denoted by $|f|$ is simply defined as $\{ \max |T| \mid a_T \neq 0 \}$, where $|T|$ represents the cardinality of the set T .

Observe that the entries of the last m -rows of the configuration matrix C_S , i.e. the entries of the B_i s in Equation 2, are polynomials in the entries of the matrix Y which is calculated in Algorithm 1. These entries are in turn related to the initial state of the σ -LFSR which is unknown to the adversary. Therefore,

$$B_{k(i,j)} = f_{k(i,j)}(\mathcal{U}) \quad (7)$$

where \mathcal{U} represents the entries of the last $m-1$ rows of the matrix Y (The first row of Y is e_1^n). The algebraic degree of C_S is defined by equation 8.

$$\Theta(C_S) = \max_{k,i,j} (|f_{k(i,j)}(\mathcal{U})|) \quad (8)$$

In the rest of this paper, we simply use Θ instead of $\Theta(C_S)$ to represent the algebraic degree of C_S . Θ can be considered as a measure of the algebraic resistance of σ -KDFC. In the succeeding subsection we calculate a lower bound for Θ .

4.2 Analysis

In this section we analyse the entries of the B_i s, generated in the proposed method, as boolean functions and give a lower bound on the maximum degree of these functions. We begin our analyses making a few observations.

Algorithm 1 generates a matrix $Y \in \mathbb{F}_2^{m \times n}$ with first row e_1^n . Let the remaining rows of Y be v_1, v_2, \dots, v_{m-1} . For $1 \leq i \leq m-1$, let the entries of v_i be $v_{i,1}, v_{i,2}, \dots, v_{i,n}$. These $v_{i,j}$ s are functions of the initial state of the stream cipher. In Algorithm 3, Y is in turn used to generate the following matrix .

$$Q = \begin{bmatrix} e_1^n \\ v_1 \\ v_2 \\ \vdots \\ v_{m-1} \\ e_1^n P_z \\ v_1 P_z \\ \vdots \\ v_{m-1} P_z \\ \vdots \\ e_1^n P_z^{b-1} \\ v_1 P_z^{b-1} \\ \vdots \\ v_{m-1} P_z^{b-1} \end{bmatrix} \quad (9)$$

where P_z is the companion matrix of a publicly known primitive characteristic polynomial of the σ -LFSR. Finally, the configuration matrix C_S is generated by the formula $C_S = Q \times P_z \times Q^{-1}$. Since Q is an invertible boolean matrix, the determinant of Q is always 1. This results in $Q^{-1} = Q^{(a)}$ where $Q^{(a)}$ is the adjugate of Q . Moreover, since the elements of Q belong to \mathbb{F}_2 , the co-factors are equal to minors of Q . The rows of Q can be permuted to get the following matrix Q_P

$$Q^P = \begin{pmatrix} 0 & 0 & \cdots & 0 & 0 & \cdots & 0 & 1 \\ 0 & 0 & \cdots & 0 & 0 & \cdots & 1 & * \\ \vdots & \vdots & \cdots & \vdots & \vdots & & & \\ 0 & 0 & \cdots & 0 & 1 & * & * & \\ v_{1,1} & v_{1,2} & \cdots & v_{1,n-b} & v_{1,n-b+1} & \cdots & v_{1,n-1} & v_{1,n} \\ v_{1,2} & v_{1,3} & \cdots & v_{1,n-b+1} & v_{1,n-b+2} & \cdots & v_{1,n} & * \\ \vdots & \vdots & \cdots & \vdots & \vdots & & & \\ v_{1,b} & v_{1,b+1} & \cdots & v_{1,n} & v_{1,n+1} & \cdots & * & * \\ v_{2,1} & v_{2,2} & \cdots & v_{2,n-b} & v_{2,n-b+1} & \cdots & v_{2,n-1} & v_{2,n} \\ v_{2,2} & v_{2,3} & \cdots & v_{2,n-b+1} & v_{2,n-b+2} & \cdots & v_{2,n} & * \\ \vdots & \vdots & \cdots & \vdots & \vdots & & & \\ v_{2,b} & v_{2,b+1} & \cdots & v_{2,n} & v_{2,n+1} & \cdots & * & * \\ \vdots & \vdots & \cdots & \vdots & \vdots & & & \\ v_{m-1,1} & v_{m-1,2} & \cdots & v_{m-1,n-b} & v_{m-1,n-b+1} & \cdots & v_{m-1,n-1} & v_{m-1,n} \\ v_{m-1,2} & v_{m-1,3} & \cdots & v_{m-1,n-b+1} & v_{m-1,n-b+2} & \cdots & v_{m-1,n} & * \\ \vdots & \vdots & \cdots & \vdots & \vdots & & & \\ v_{m-1,b} & v_{m-1,b+1} & \cdots & v_{m-1,n} & v_{m-1,n+1} & \cdots & * & * \end{pmatrix} \in \mathbb{F}_2^{n \times n} \quad (10)$$

, where $*$ denotes the linear combination of $(v_{i,1}, v_{i,2}, \dots, v_{i,n})$. Note that Q^{-1} can be got by permuting the rows of Q_P^{-1} . The matrix Q_P can be decomposed into four sub-matrices:

- $Q_1 = [Q_P[i, j] | 1 \leq i \leq b, 1 \leq j \leq n-b]$.
- $Q_2 = [Q_P[i, j] | 1 \leq i \leq b, n-b+1 \leq j \leq n]$.
- $Q_3 = [Q_P[i, j] | b+1 \leq i \leq n, 1 \leq j \leq n-b]$.
- $Q_4 = [Q_P[i, j] | b+1 \leq i \leq n, n-b+1 \leq j \leq n]$.

These sub-matrices appear as follows:

$$\begin{array}{c}
Q_1 = \begin{pmatrix} 0 & 0 & \cdots & 0 \\ 0 & 0 & \cdots & 0 \\ \vdots & \vdots & \ddots & \vdots \\ 0 & 0 & \cdots & 0 \end{pmatrix}_{b \times n-b} \quad \bigg| \quad Q_2 = \begin{pmatrix} 0 & \cdots & 0 & 1 \\ 0 & \cdots & 1 & * \\ \vdots & \vdots & & \\ 1 & \cdots & * & * \end{pmatrix}_{b \times b} \\
\hline
Q_P = \begin{pmatrix} v_{1,1} & v_{1,2} & \cdots & v_{1,n-b} \\ v_{1,2} & v_{1,3} & \cdots & v_{1,n-b+1} \\ \vdots & \vdots & \ddots & \vdots \\ v_{1,b} & v_{1,b+1} & \cdots & v_{1,n} \\ v_{2,1} & v_{2,2} & \cdots & v_{2,n-b} \\ v_{2,2} & v_{2,3} & \cdots & v_{2,n-b+1} \\ \vdots & \vdots & \ddots & \vdots \\ v_{2,b} & v_{2,b+1} & \cdots & v_{2,n} \\ \vdots & \vdots & \ddots & \vdots \\ v_{m-1,1} & v_{m-1,2} & \cdots & v_{m-1,n-b} \\ v_{m-1,2} & v_{m-1,3} & \cdots & v_{m-1,n-b+1} \\ \vdots & \vdots & \ddots & \vdots \\ v_{m-1,b} & v_{m-1,b+1} & \cdots & v_{m-1,n} \end{pmatrix}_{n-b \times n-b} \quad \bigg| \quad Q_4 = \begin{pmatrix} v_{1,n-b+1} & \cdots & v_{1,n-1} & v_{1,n} \\ v_{1,n-b+2} & \cdots & v_{1,n} & * \\ \vdots & \vdots & \ddots & \vdots \\ v_{1,n+1} & \cdots & * & * \\ v_{2,n-b+1} & \cdots & v_{2,n-1} & v_{2,n} \\ v_{2,n-b+2} & \cdots & v_{2,n} & * \\ \vdots & \vdots & \ddots & \vdots \\ v_{2,n+1} & \cdots & * & * \\ \vdots & \vdots & \ddots & \vdots \\ v_{m-1,n-b+1} & \cdots & v_{m-1,n-1} & v_{m-1,n} \\ v_{m-1,n-b+2} & \cdots & v_{m-1,n} & * \\ \vdots & \vdots & \ddots & \vdots \\ v_{1,n+1} & \cdots & * & * \end{pmatrix}_{n-b \times b}
\end{array} \tag{11}$$

⊠

Since Q_P is invertible, $\det(Q_P) = \det(Q_3) = 1$. We now proceed to analyse some of the minors of Q_P in the following lemma.

Let us consider Γ_k is the set of polynomial functions of \mathcal{U} variables with degree k .

Lemma 2. *If $i = b$ and $1 \leq j \leq (n - b)$, then $\mu(Q_P[i, j]) \in \Gamma_{n-b}$*

Proof. For two matrices A and B with the same number of rows, let $[AB]_{p,q}$ represent the matrix which results from removing the p^{th} column from A and appending the q^{th} column of B to A . For $i = b$ and $1 \leq j \leq (n - b)$, $\mu(Q_P[i, j])$ is given by:

$$\mu(Q_P[i, j]) = \det([Q_3 Q_4]_{j,1}) \tag{12}$$

Recall that for a binary matrix $M \in \mathbb{F}_2^{n \times n}$ its determinant is given by the following formula

$$\det(M) = \sum_{f \in S_n} \prod_{1 \leq i \leq n} M(i, f(i)) \tag{13}$$

, where S_n is the set of permutations on $(1, 2, \dots, n)$. Observe that the diagonal elements of $([Q_3 Q_4]_{j,1})$ are distinct $v_{i,k}$ s. Their product corresponds to the identity permutation in the determinant expansion formula for $[Q_3 Q_4]_{j,1}$. The resultant monomial has degree $n - b$. Further, this monomial will not occur as a result of any other permutation. Hence $\det([Q_3 Q_4]_{j,1})$ is always a polynomial of degree $n - b$.

Lemma 3. *If $1 \leq i \leq b$ then*

$$\mu(Q_P[i, j]) = \begin{cases} \det(Q_3) & i + j = n + 1 \\ 0 & i + j \geq n + 1 \end{cases} \quad (14)$$

Proof. Observe that, for $1 \leq i \leq b$ and $i + j = n + 1$, the $Q_P[i, j]$ s are the anti-diagonal elements of Q_2 . Clearly, the minors of these elements are all equal to the determinant of Q_3 . As we have already seen the invertibility of Q_P implies that this determinant is always 1. Therefore, $\mu(Q_P[i, j]) = 1$ when $i + j = n + 1$.

Note that, for $1 \leq i \leq b$ and $i + j > n + 1$, the $Q_P[i, j]$ s are the elements of Q_2 that are below the anti-diagonal. Observe that if the row and column corresponding to such an element are removed from Q_P then the first $b - 1$ rows of the resulting matrix are always rank deficient. Therefore, the determinant of this matrix is always 0. Therefore, $\mu(Q_P[i, j]) = 0$.

Lemma 4. *If $b + 1 \leq i \leq n$ and $1 \leq j \leq n - b$, then $\mu(Q_P[i, j]) \in \Gamma_{n-b-1}$.*

Proof. Observe that the elements of Q_P considered in this lemma are elements of the sub-matrix Q_3 . Therefore, $\mu(Q_P[i, j])$, for the range of i and j considered, is nothing but the determinant of the sub-matrix of Q_3 got by deleting the i^{th} row and j^{th} column of Q_3 . The diagonal elements of such a sub-matrix are distinct $v_{i,j}$ s. Their product will result in a monomial of degree $n - b - 1$. This corresponds to the identity permutation in the determinant expansion formula given by Equation 12. Observe that no other permutation generates this monomial. Hence, the minor will always have a monomial of degree $n - b - 1$. Therefore, $\mu(Q_P[i, j]) \in \Gamma_{n-b-1}$.

Lemma 5. *If $b + 1 \leq i \leq n$ and $n - b + 1 \leq j \leq n$, then $\mu(Q_P[i, j]) = 0$.*

Proof. The elements of Q_P considered in this lemma are elements of the sub-matrix Q_4 . Whenever the row and column corresponding to such an element is removed from Q_P , the rows of the submatrix Q_2 become linearly dependent. Therefore, the first b rows of the resultant matrix are always rank deficient. Consequently, $\mu(Q_P[i, j]) = 0$.

For a given matrix A with polynomial entries, let $\Theta(A)$ be the maximum degree among all the entries of A . As there are $n - b$ rows in Q_P with variable entries, $\Theta(Q_P^{-1}) \leq n - b$. Therefore, we get the following as a consequence of Lemma 2.

$$\Theta(Q^{-1}) = \Theta(Q_P^{-1}) = n - b \quad (15)$$

Recall that the configuration matrix \mathcal{C}_S is given by QP_ZQ^{-1} where P_Z is the companion matrix of the characteristic polynomial of the σ -LFSR. We now use the above developed machinery to calculate $\Theta(\mathcal{C}_S)$.

Theorem 1. $\Theta(\mathcal{C}_S) \geq n - b$.

Proof. Observe that the gain matrices B_0, B_1, \dots, B_{b-1} appear in the last m rows of C_S . These rows are generated by multiplying the last m rows QP_Z with Q^{-1} . The last m rows of QP_Z are as follows

$$\begin{pmatrix} 0 & 0 \cdots & 1 * \cdots * * \\ v_{1,b+1} & v_{1,b+2} \cdots & v_{1,n} * \cdots * * \\ v_{2,b+1} & v_{2,b+2} \cdots & v_{2,n} * \cdots * * \\ \vdots & \vdots \cdots & \vdots \cdots \vdots \\ v_{m-1,b+1} & v_{m-1,b+2} \cdots & v_{m-1,n} * \cdots * * \end{pmatrix} \in \mathbb{F}_2^{b \times n} \quad (16)$$

The element $C_S[n-m+1, n-m+1]$ is got by multiplying the $(n-m+1)$ -th row of QP_Z with the $(n-m+1)$ -th column of Q^{-1} . Note that the $(n-m+1)$ -th column of Q^{-1} is equal to the b -th column of Q_P^{-1} . As a consequence of Lemmas 2 and 3, this column has the following form.

$$Q^{-1}[:, n-m+1] = (P_1, P_2, \dots, P_{n-b}, 1, 0, \dots, 0)^T \quad (17)$$

where $P_1, P_2, \dots, P_{n-b} \in \Gamma(n-b)$. Therefore,

$$\begin{aligned} C_S[n-b+1, n-b+1] &= (\underbrace{0, 0, \dots, 1}_{(n-b) \text{ entries}}, *, \dots, *, *) \times (P_1, P_2, \dots, P_{n-b}, 1, 0, \dots, 0)^T \\ &= P_{n-b} \end{aligned}$$

Hence, it is proved that $\Theta(\mathcal{C}_S) \geq n-b$.

Example 1. Consider a primitive σ -LFSR with 4, 2-input 2-output delay blocks i.e. $m = 2$ and $b = 4$. Therefore $n = mb = 8$. The primitive polynomial for the companion matrix P_z is $f(x) = x^8 + x^4 + x^3 + x^2 + 1$. The corresponding matrices Q and Q_P have the following structure:

$$Q = \begin{pmatrix} 0 & 0 & 0 & 0 & 0 & 0 & 0 & 1 \\ x_1 & x_2 & x_3 & x_4 & x_5 & x_6 & x_7 & x_8 \\ 0 & 0 & 0 & 0 & 0 & 0 & 1 & 0 \\ x_2 & x_3 & x_4 & x_5 & x_6 & x_7 & x_8 & x_1 + x_3 + x_4 + x_5 \\ 0 & 0 & 0 & 0 & 0 & 1 & 0 & 0 \\ x_3 & x_4 & x_5 & x_6 & x_7 & x_8 & x_1 + x_3 + x_4 + x_5 & x_2 + x_4 + x_5 + x_6 \\ 0 & 0 & 0 & 0 & 1 & 0 & 0 & 0 \\ x_4 & x_5 & x_6 & x_7 & x_8 & x_1 + x_3 + x_4 + x_5 & x_2 + x_4 + x_5 + x_6 & x_3 + x_5 + x_6 + x_7 \end{pmatrix} \quad (18)$$

$$Q^P = \begin{array}{c|c} Q_1 = \begin{pmatrix} 0 & 0 & 0 & 0 \\ 0 & 0 & 0 & 0 \\ 0 & 0 & 0 & 0 \\ 0 & 0 & 0 & 0 \end{pmatrix} & Q_2 = \begin{pmatrix} 0 & 0 & 0 & 1 \\ 0 & 0 & 1 & 0 \\ 0 & 1 & 0 & 0 \\ 1 & 0 & 0 & 0 \end{pmatrix} \\ \hline Q_3 = \begin{pmatrix} x_1 & x_2 & x_3 & x_4 \\ x_2 & x_3 & x_4 & x_5 \\ x_3 & x_4 & x_5 & x_6 \\ x_4 & x_5 & x_6 & x_7 \end{pmatrix} & Q_4 = \begin{pmatrix} x_5 & x_6 & x_7 & x_8 \\ x_6 & x_7 & x_8 & x_1 + x_3 + x_4 + x_5 \\ x_7 & x_8 & x_1 + x_3 + x_4 + x_5 & x_2 + x_4 + x_5 + x_6 \\ x_8 & x_1 + x_3 + x_4 + x_5 & x_2 + x_4 + x_5 + x_6 & x_3 + x_5 + x_6 + x_7 \end{pmatrix} \end{array} \quad (19)$$

The 4-th row of Q^P or the 7-th column of Q^{-1} is given by

$$Q^{-1}[:, 7] = (P_1, P_2, P_3, P_4, 1, 0, 0, 0)$$

where

$$\begin{aligned} P_1 &: x_2x_4x_6x_8 + x_2x_4x_7 + x_2x_5x_8 + x_2x_6 + x_3x_6x_8 + x_3x_7 + x_4x_5x_6 + x_4x_6 + x_4x_8 + x_5, \\ P_2 &: x_1x_4x_6x_8 + x_1x_4x_7 + x_1x_5x_8 + x_1x_6 + x_2x_3x_6x_8 + x_2x_3x_7 + x_2x_4x_5x_8 + \\ &\quad x_2x_4x_6x_7 + x_2x_5x_6 + x_2x_5x_7 + x_3x_4x_8 + x_3x_5x_6 + x_3x_5x_8 + x_3x_6x_7 + x_4x_5 + x_4x_7 \\ P_3 &: x_1x_3x_6x_8 + x_1x_3x_7 + x_1x_4x_5x_8 + x_1x_4x_6x_7 + x_1x_5x_6 + x_1x_5x_7 + x_2x_3x_5x_8 + \\ &\quad x_2x_3x_6x_7 + x_2x_4x_5x_7 + x_2x_4x_6 + x_2x_4x_8 + x_2x_5x_6 + x_2x_6x_8 + x_2x_7 + x_3x_4x_7 + \\ &\quad x_3x_4x_8 + x_3x_5x_7 + x_3x_5 + x_4x_5 + x_4x_6 \\ P_4 &: x_1x_3x_5x_8 + x_1x_3x_6x_7 + x_1x_4x_5x_7 + x_1x_4x_6 + x_1x_4x_8 + x_1x_5x_6 + x_2x_3x_5x_7 + \\ &\quad x_2x_3x_6 + x_2x_4x_7 + x_2x_5x_8 + x_2x_5 + x_2x_6x_7 + x_3x_4x_6 + x_3x_4x_7 + x_3x_8 + x_4x_5 \end{aligned}$$

Here, $C_S[7, 7]$, is equal to P_4 which is a polynomial of degree 4.

5 Case Study: Integration with SNOW 2.0

In this subsection, we first introduce SNOW 2.0, and then use it as a case study to show how σ -KDFC can be applied to an LFSR-based cipher stream. We refer to the resulting cipher as KDFC-SNOW.

5.1 SNOW 2.0:

The SNOW series of word based stream ciphers was first introduced in [EJ00]. This version of SNOW is known as SNOW 1.0. SNOW 1.0 was shown to be vulnerable to linear distinguishing attack as well as guess and determine attack [HJB09].

SNOW 2.0 (Adopted by ISO/IEC standard IS 18033-4) was introduced later in [EJ02] as a modified version of SNOW 1.0. This version was shown to be vulnerable to algebraic attacks [BG05]. We consider SNOW 2.0 as a test case and demonstrate how replacing the LFSR in this scheme with a σ -LFSR increases its resistance to algebraic attacks.

The block diagram of SNOW 2.0 is shown in figure 3.

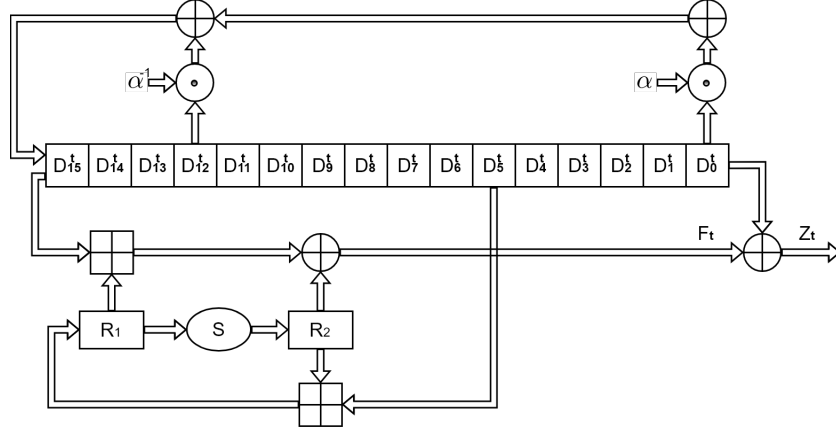


Fig. 3. The block diagram of SNOW 2.0

In figure 3, $+$ and \boxplus represent the $GF(2)$ addition operation (implemented in hardware by XOR gates) and integer addition modulo 2^{32} respectively. As shown in figure 3, the keystream generator in SNOW 2.0 consists of an LFSR and an FSM (Feedback State Machine). The generating polynomial of the word based LFSR is given by:

$$F_S(x) = (\alpha x^{16} + x^{14} + \alpha^{-1} x^5 + 1) \in \mathbb{F}_{2^{32}}[X] \quad (20)$$

where, α is the root of the following primitive polynomial

$$G_S(x) = (x^4 + \beta^{23} x^3 + \beta^{245} x^2 + \beta^{48} x + \beta^{239}) \in \mathbb{F}_{2^8}[X]$$

where β is the root of the following primitive polynomial.

$$H_S(x) = x^8 + x^7 + x^5 + x^3 + 1 \in \mathbb{F}_2[X]$$

The state transition equation of the LFSR in figure 3 is as follows:

$$D_{16}^t = \alpha^{-1} D_{11}^t + D_2^t + \alpha D_0^t.$$

where $D_i^t \in \mathbb{F}_{2^{32}}$ is the value stored in the i^{th} delay block at time t (after the t^{th} clock cycle).

The FSM contains two 32-bit registers $R1$ and $R2$. These registers are connected by means of an S-Box which is made using four AES S-boxes. This S-box serves as the source of nonlinearity.

5.2 KDFC-SNOW:

In the proposed modification, we replace the LFSR part of SNOW 2.0 by a σ -LFSR having 16, 32-input 32 output delay blocks. The configuration matrix of

the σ -LFSR is generated using Algorithms 1-3. We shall refer to the modified scheme, shown in Figure 4, as KDFC-SNOW.

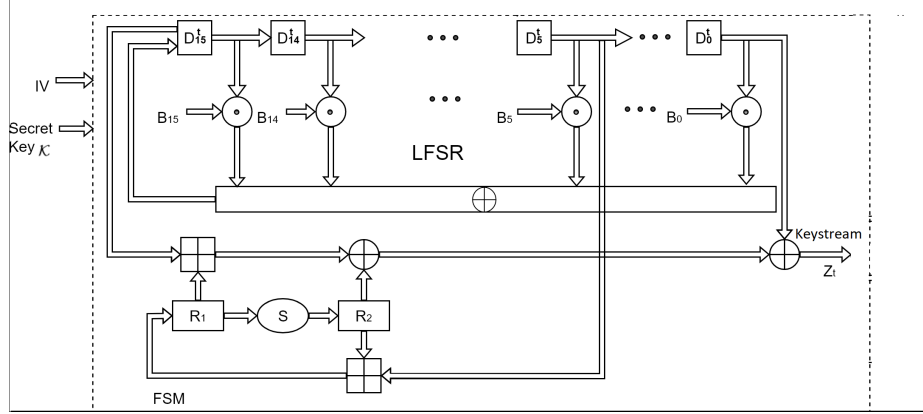


Fig. 4. The block diagram KDFC-SNOW

During initialization the configuration matrix of the σ -LFSR is publicly known. This could correspond to the feedback configuration of the LFSR in SNOW-2 where multiplication by finite field elements are expressed using suitable matrices. As in SNOW 2.0, the σ -LFSR is initialized using a 128-bit IV and a 128/256-bit secret key K . KDFC-SNOW is run with this configuration for 32 clock cycles without producing any symbols at the output. The random numbers thus generated are used in Algorithms 1-3 to generate a new feedback configuration. This configuration replaces the original one and the resulting set-up is used to generate the keystream. As we have already mentioned, some of the iterations of Algorithm 1 could be precalculated and the remaining could be done as a part of the initialization process. In the particular case that we have considered, it is assumed that 468 iterations of Algorithm 1 are precalculated and the result, $Y_{init} \in F_2^{32 \times 500}$, is publicly known. The last 12 iterations of Algorithm 1 are carried out as part of the initialization process.

5.3 Initialization of KDFC-SNOW

- The delay blocks D_0, \dots, D_{15} are initialized using the 128/256 bit secret key K and a 128 bit IV in exactly the same manner as SNOW 2.0. The registers R_1 and R_2 are set to zero.
- The initial feedback configuration of the σ -LFSR is identical to SNOW 2.0. This is done by setting B_{11} and B_0 as matrices that represent multiplication by α^{-1} and α respectively. Further, B_2 is set to identity. The other gain matrices are set to zero.

- KDFC-SNOW is run in this configuration for 32 clock cycles without making the output externally available. During this phase the feedback equation is given as follows,

$$D_{15}^{t+1} = B_0 D_0^t + B_1 D_1^t + \cdots + B_{15} D_{15}^t + F^t \quad (21)$$

where F^t is the output of the FSM at the t -th instant. The last 12 values of F^t are used as the random numbers in Algorithm 1.

- A new configuration matrix is calculated using Algorithms 1-3 and the corresponding feedback configuration replaces the original one.

5.4 Generation of Nonlinear Equation of KDFC-SNOW

We now discuss the equations that govern the working of KDFC-SNOW. The outputs of the delay blocks of the σ -LFSR are related as per the following equation:

$$D_{15}^{t+1} = B_0 D_0^t + B_1 D_1^t + \cdots + B_{15} D_{15}^t \quad (22)$$

where D_k^t is the value of the k -th delay block at the t -th time instant. Note that

$$D_k^t = \begin{cases} D_{k+t}^0 & 0 \leq k+t \leq 15 \\ B_0 D_0^t + B_1 D_1^t + \cdots + B_{15} D_{15}^t & k+t > 15 \end{cases} \quad (23)$$

The value of the keystream at the t -th time instant is given by the following equation. Let F_t be the output of the FSM at time t ,

$$F_t = (D_{15}^t \boxplus R_1^t) + R_2^t \quad (24)$$

The registers are updated as follows:

$$R_1^{t+1} = D_5^t \boxplus R_2^t \quad (25)$$

$$R_2^{t+1} = S(R_1^t) \quad (26)$$

$$z^t = R_1^t \boxplus D_{15}^t + R_2^t + D_0^t = (R_2^{t-1} \boxplus D_4^t) \boxplus D_{15}^t + R_2^t + D_0^t \quad (27)$$

where R_1^t and R_2^t represent the values of registers R_1 and R_2 at time instant t . The operation " \boxplus " is defined as follows:

$$x \boxplus y = (x + y) \mod 2^{32} \quad (28)$$

The challenge for an adversary in this scheme is to find the gain matrices $\{B_0, B_1, \dots, B_{15}\}$ in addition to the initial state $(\{D_0^0, \dots, D_{15}^0\})$.

Note that Equations 24 to 27 are got from the FSM. Since the FSM part of the keystream generator is identical for SNOW 2.0 and KDFC-SNOW these equations are identical for both schemes.

5.5 Security enhancement due to KDFC-SNOW

We first briefly the Algebraic attack on SNOW 2 described in [BG05] and demonstrate why this attack becomes difficult with KDFC-SNOW. This attack first attempts to break a modified version of the scheme where the \boxplus operator is approximated by \oplus . The state of LFSR and the value of the registers at the end of the 32 initialization cycles are considered unknown variables. This accounts for a total of $512 + 32 = 544$ unknown variables. The algebraic degree of each of the S-box(S) equations (156 linearly independent quadratic equations in each clock cycle) is 2. Rearranging the terms in Equation 27, we get the following

$$R_2^t = (R_2^{t-1} \boxplus D_4^t) \boxplus D_{15}^t + D_0^t + z^t. \quad (29)$$

Note that $R_1^0 = R_2^0 + z^0 + D_0^0 + D_{15}^0$. Therefore, by approximating \boxplus as \oplus , Equation 29 expands to the following:

$$R_2^t = R_2^0 + \sum_{i=0}^t z^i + \sum_{i=0}^t (D_4^i + D_{15}^i + D_0^i) \quad (30)$$

Further Equation 26 can be expanded as follows:

$$R_2^{t+1} = S(R_1^t) = S(R_2^t + z^t + D_{15}^t + D_0^t) \quad (31)$$

In equation 31, the outputs of the delay blocks can be related to the initial state of the LFSR using equation 23. Because of the nature of the *S*-Box, Equation 31 gives rise to 156 quadratic equations per time instant ([BG05]). When these equations are linearized, the number of variables increases to $\sum_{i=0}^2 \binom{544}{i} \approx 2^{17}$. Therefore with $2^{17}/156 \approx 951$ samples, we get a system of equations, which can be solved in $\mathcal{O}(2^{51})$ time, to obtain the initial state of the LFSR and the registers. This attack is then modified to consider the \boxplus operator. This attack has a time complexity of approximately $\mathcal{O}(2^{294})$.

When the LFSR in SNOW 2.0 is replaced by a σ -LFSR, the feedback equation is no longer known. If the entries of the feedback gain matrices are considered as unknowns, then there are a total of $16 * m^2 + mb + m = 16928$ unknown variables. The output of the delay blocks at a given instant are functions of these variables. The degree of these functions increase with each time instant till the degree reaches $16m^2 + n = 16896$. Therefore, the equations that are generated by Equation 31 are no longer quadratic in the set of all unknowns. These equations have a significantly higher degree and higher number of unknowns. Therefore, solving these equations using linearization is not feasible.

One could instead consider the rows of the matrix Y generated by Algorithm 1 as unknowns. Assuming that the first row is e_1^n , the total number of unknowns will now be $31 * 512 = 15872$. As we have already seen, the entries of the feedback matrices (B_i s) are polynomials in these variables. From Theorem 1, the maximum degree of these polynomials is atleast $n - b$. Therefore, the maximum degree of the equations generated by Equation 31 will be atleast $n - b + 1 = 497$. Therefore, linearizing this system of equations gives rise to a system of linear

equations in $N = \sum_{i=0}^{497} \binom{16416}{i} \approx \mathcal{O}(2^{3207})$ unknowns. Therefore, an algebraic attack on this scheme that uses linearization seems unfeasible.

Further, the feedback equation of the LFSR is central to known Guess and Determine attacks on SNOW 2.0 ([AE09])([NP14]). Since this equation is not known apriori in KDFC-SNOW, launching such attacks is much more difficult.

5.6 Randomness Test

In this subsection, we evaluate the randomness of the keystream generated by KDFC-SNOW.

Test Methodology

We have used the NIST randomness test suite to evaluate the randomness of a keystream generated by KDFC-SNOW. There are 16 randomness tests in the suite. Each test returns a level of significance i.e. $P - Value$. If this value is above 0.01 for a given test, then the keystream is considered to be random for that test.

KDFC-SNOW has been implemented using SageMath 8.0. The NIST randomness tests have been conducted on the generated keystream using Python 3.6. The characteristic polynomial of the σ -LFSR has been taken as $f(x) = x^{512} + x^{510} + x^{504} + x^{502} + x^{501} + x^{494} + x^{493} + x^{490} + x^{486} + x^{485} + x^{483} + x^{481} + x^{480} + x^{478} + x^{477} + x^{471} + x^{470} + x^{469} + x^{466} + x^{462} + x^{461} + x^{459} + x^{458} + x^{452} + x^{449} + x^{446} + x^{445} + x^{444} + x^{441} + x^{438} + x^{437} + x^{434} + x^{433} + x^{432} + x^{431} + x^{429} + x^{427} + x^{424} + x^{423} + x^{420} + x^{419} + x^{414} + x^{412} + x^{411} + x^{409} + x^{405} + x^{402} + x^{400} + x^{399} + x^{398} + x^{396} + x^{395} + x^{393} + x^{392} + x^{390} + x^{388} + x^{387} + x^{385} + x^{375} + x^{374} + x^{372} + x^{371} + x^{366} + x^{365} + x^{363} + x^{362} + x^{359} + x^{357} + x^{356} + x^{355} + x^{354} + x^{353} + x^{352} + x^{351} + x^{350} + x^{347} + x^{345} + x^{344} + x^{343} + x^{341} + x^{339} + x^{338} + x^{337} + x^{336} + x^{333} + x^{330} + x^{329} + x^{326} + x^{324} + x^{322} + x^{319} + x^{310} + x^{307} + x^{306} + x^{305} + x^{304} + x^{303} + x^{301} + x^{299} + x^{298} + x^{297} + x^{296} + x^{295} + x^{294} + x^{293} + x^{292} + x^{291} + x^{289} + x^{286} + x^{285} + x^{283} + x^{282} + x^{281} + x^{278} + x^{276} + x^{274} + x^{271} + x^{269} + x^{264} + x^{262} + x^{259} + x^{258} + x^{257} + x^{255} + x^{253} + x^{251} + x^{249} + x^{248} + x^{243} + x^{240} + x^{239} + x^{238} + x^{236} + x^{235} + x^{233} + x^{232} + x^{230} + x^{229} + x^{228} + x^{227} + x^{226} + x^{222} + x^{217} + x^{216} + x^{215} + x^{214} + x^{213} + x^{210} + x^{208} + x^{206} + x^{203} + x^{201} + x^{199} + x^{193} + x^{190} + x^{184} + x^{179} + x^{178} + x^{177} + x^{175} + x^{174} + x^{173} + x^{172} + x^{171} + x^{169} + x^{165} + x^{164} + x^{163} + x^{158} + x^{156} + x^{155} + x^{153} + x^{152} + x^{151} + x^{149} + x^{147} + x^{146} + x^{143} + x^{141} + x^{138} + x^{136} + x^{132} + x^{131} + x^{129} + x^{128} + x^{126} + x^{125} + x^{124} + x^{123} + x^{121} + x^{120} + x^{119} + x^{118} + x^{117} + x^{116} + x^{115} + x^{113} + x^{112} + x^{111} + x^{109} + x^{105} + x^{104} + x^{103} + x^{102} + x^{98} + x^{97} + x^{94} + x^{93} + x^{89} + x^{88} + x^{87} + x^{81} + x^{78} + x^{76} + x^{75} + x^{73} + x^{72} + x^{70} + x^{69} + x^{68} + x^{67} + x^{66} + x^{65} + x^{63} + x^{59} + x^{58} + x^{57} + x^{56} + x^{55} + x^{53} + x^{51} + x^{50} + x^{49} + x^{47} + x^{46} + x^{45} + x^{44} + x^{41} + x^{39} + x^{37} + x^{36} + x^{33} + x^{30} + x^{26} + x^{25} + x^{21} + x^{20} + x^{19} + x^{16} + x^5 + 1.$

(This polynomial is the characteristic polynomial of the LFSR in SNOW 2.0 when it is implemented as a σ -LFSR i.e. when multiplication by α and α^{-1} are represented by matrices).

The keystream has been generated using the following key (K) and initialization vector (IV).

$$K = [681, 884, 35, 345, 203, 50, 912, 358] IV = [645, 473, 798, 506] \quad (32)$$

Test Results

The results obtained from 14 NIST tests are shown in table 1.

Number	Test	P-Value	Random
01.	Frequency Test (Monobit)	0.35966689490586123	✓
02.	Frequency Test within a Block	0.24374184001729746	✓
03.	Run Test	0.9038184342313019	✓
04.	Longest Run of Ones in a Block	0.5246846287441829	✓
05.	Binary Matrix Rank Test	0.1371167998339736	✓
06.	Discrete Fourier Transform (Spectral) Test	0.1371167998339736	✓
07.	Non-Overlapping Template Matching Test	0.3189818228443801	✓
08.	Overlapping Template Matching Test	0.211350493609367	✓
09.	Maurer's Universal Statistical test	0.4521082097311434	✓
10.	Linear Complexity Test	0.1647939201114819	✓
11.	Serial Test	0.7821664366290292	✓
12.	Approximate Entropy Test	0.880218270580662	✓
13.	Cummulative Sums (Forward) Test	0.34630799549695923	✓
14.	Cummulative Sums (Reverse) Test	0.6633686090204551	✓

Table 1. NIST Randomness Test

The results obtained for the *Random Excursions Test* are shown in table 2.

State	CHI SQUARED	P-Value	Random
-4	9.375081555789523	0.09500667227464867	✓
-3	.9066918454935624	0.969735280059932	✓
-2	3.196312192020347	0.6697497097941535	✓
-1	5.343347639484978	0.3754291967984828	✓
1	5.446351931330472	0.363864453873992	✓
2	6.937635775976262	0.22531988887331122	✓
3	13.843145064377687	0.016637085511558194	✓
4	3.790226890440857	0.5799959469559587	✓

Table 2. 15. Random Excursions Test

Table 3 shows the results for the 16th test i.e. the *Random Excursions Variant Test*

State	Count	P-Value	Random	State	Count	P-Value	Random
'-9.0'	270	0.11944065987006025	✓	'+1.0'	467	0.9738690952237389	✓
'-8.0'	307	0.1787039957218327	✓	'+2.0'	488	0.6773674079894312	✓
'-7.0'	359	0.3310083710716354	✓	'+3.0'	470	0.9532739974827851	✓
'-6.0'	389	0.44696915370831947	✓	'+4.0'	416	0.5358953455898371	✓
'-5.0'	418	0.6002107789999439	✓	'+5.0'	386	0.3823929438406025	✓
'-4.0'	426	0.6204409395957975	✓	'+6.0'	397	0.495576078534262	✓
'-3.0'	439	0.6924575808023399	✓	'+7.0'	430	0.7436251044167517	✓
'-2.0'	486	0.7052562223122887	✓	'+8.0'	454	0.9191606777606087	✓
'-1.0'	486	0.512389348919496	✓	'+9.0'	481	0.9051424340008056	✓

Table 3. Randomness Excursions Variant Test

These results are comparable to that of SNOW 2.0. Note that the feedback configuration of SNOW 2.0 is one of the possible feedback configurations in the σ -KDFC scheme.

6 Conclusions

In this paper, we have described a method of using σ -LFSRs with key dependent feedback configurations in stream ciphers that use word based LFSRs. In this method, an iterative configuration generation algorithm(CGA) uses key-dependant random numbers to generate a random feedback configuration for the σ -LFSR. We have theoretically analysed the algebraic degree of the resulting feedback configuration. As a test case, we have demonstrated how this scheme can be applied to SNOW 2.0. We have shown that the resulting keystream generator is resistant to algebraic attacks that have been launched against SNOW 2.0. Further, the keystreams generated by the proposed method are comparable to SNOW 2.0 from a randomness point of view.

Acknowledgement

The authors are grateful to Prof. Harish K. Pillai, Department of Electrical Engineering, Indian Institute of Technology Bombay and Associate Prof. Vinay Wagh, Department of Mathematics, Indian Institute of Technology Guwahati, without whom this work would never have been possible.

References

- AE09. Hadi Ahmadi and Taraneh Eghlidos. Heuristic guess-and-determine attacks on stream ciphers. *IET Information Security*, 3(2):66–73, 2009.
- AG98. N.K. Ahmad, A. and Nanda and K. Garg. Critical role of primitive polynomials in an lfsr based testing technique. *Electronics Letters*, 24(15):953–956, 1998.

- AM09. Mehreen Afzal and Ashraf Masood. Improving the resistance of grain-v1 against algebraic attack. In *Fourth International Conference on Computer Sciences and Convergence Information Technology*, Seoul, South Korea, November 2009. IEEE.
- ANA16. Diyana Afdhila, Surya Michrandi Nasution, and Fairuz Azmi. Implementation of stream cipher salsa20 algorithm to secure voice on push to talk application. In *IEEE Asia Pacific Conference on Wireless and Mobile (AP-WiMob)*, Bandung, Indonesia, September 2016. IEEE.
- BG05. Olivier Billet and Henri Gilbert. Resistance of snow 2.0 against algebraic attacks. In *Cryptographers' Track at the RSA Conference*, pages 19–28, San Francisco, Ca, USA, February 2005. Springer.
- Car. Claude Carlet. Boolean functions for cryptography and error correcting codes. In *Boolean Methods and Models*. Cambridge Univ. Press, Cambridge, UK.
- Cou03. Nicolas T Courtois. Fast algebraic attacks on stream ciphers with linear feedback. In *Annual International Cryptology Conference*, pages 176–194. Springer, 2003.
- Dal06. Deepak Kumar Dalai. *Some necessary conditions of boolean functions to resist algebraic attacks*. PhD thesis, Indian Statistical Institute, 2006.
- EJ00. Patrick Ekdahl and Thomas Johansson. Snow – a new stream cipher. In *1st NESSIE Workshop*, Heverlee, Belgium, November 2000.
- EJ02. Patrik Ekdahl and Thomas Johansson. A new version of the stream cipher snow. In *International Workshop on Selected Areas in Cryptography*, pages 47–61, St. John's, Newfoundland, Canada, August 2002. Springer.
- HJB09. Martin Hell, Thomas Johansson, and Lennart Brynielsson. An overview of distinguishing attacks on stream ciphers. *Cryptography and Communications*, 1(1):71–94, 2009.
- KAAR17. Asif Raza Kazmi, Mehreen Afzal, Muhammad Faisal Amjad, and Adnan Rashdi. Combining algebraic and side channel attacks on stream ciphers. In *International Conference on Communication Technologies (ComTech)*, Rawalpindi, Pakistan, April 2017. IEEE.
- KGK19. B. Murali Krishna, G.L.Madhumati, and Habibulla Khan. Fpga basedpseudo random sequencegenerator using xor/xnor for communication cryptography and vlsi testing applications. *International Journal of Innovative Technology and Exploring Engineering (IJITEE)*, 8(4):305–308, 2019.
- KKT10. C.N. Khairnar, Raj Kamal, and Sanjiv Tokekar. Multi-bit output lfsr kernel architecture for a low power design for the link encryption in bluetooth and wimax protocols in software defined radios. In *International Conference on Advances in Recent Technologies in Communication and Computing*, pages 45–50, Kottayam, India, October 2010. IEEE.
- KP14. Srinivasan Krishnaswamy and Harish K Pillai. On the number of special feedback configurations in linear modular systems. *Systems & Control Letters*, 66:28–34, 2014.
- Lau07. Cedric Lauradoux. From hardware to software synthesis of linear feedback shift registers. In *IEEE International Parallel and Distributed Processing Symposium*, pages 1–8, Rome, Italy, March 2007. IEEE.
- MPC04. Willi Meier, Enes Pasalic, and Claude Carlet. Algebraic attacks and decomposition of boolean functions. In *International Conference on the Theory and Applications of Cryptographic Techniques*, pages 474–491. Springer, 2004.

- NP14. Mohammad Sadegh Nemati Nia and Ali Payandeh. The new heuristic guess and determine attack on snow 2.0 stream cipher. *IACR Cryptology ePrint Archive*, 2014:619, 2014.
- PBC19. Maxime Pistono, Reda Bellafqira, and Gouenou Coatrieux. Secure processing of stream cipher encrypted data issued from iot: Application to a connected knee prosthesis. In *41st Annual International Conference of the IEEE Engineering in Medicine and Biology Society (EMBC)*, Berlin, Germany, July 2019. IEEE.
- SD11. Wenpei Si and Cunsheng Ding. A simple stream cipher with proven properties. *Cryptography and Communications*, 4:79–104, 2011.
- ZHH07. Guang Zeng, Wenbao Han, and Kaicheng He. High efficiency feedback shift register: sigma-lfsr. *IACR Cryptology ePrint Archive*, 2007:114, 2007.
- Živ94. Miodrag Živković. A table of primitive binary polynomials. *Mathematics of Computation*, 62(205):385–386, 1994.