

Fan-Crossing Free Graphs and Their Relationship to other Beyond-Planar Graphs*

Franz J. Brandenburg
94030 Passau, Germany

Abstract

A graph is *fan-crossing free* if it has a drawing in the plane so that each edge is crossed by independent edges, that is the crossing edges have distinct vertices. On the other hand, it is *fan-crossing* if the crossing edges have a common vertex, that is they form a fan. Both are prominent examples for beyond-planar graphs. Further well-known beyond-planar classes are the k -planar, k -gap-planar, quasi-planar, and right angle crossing graphs.

We use the subdivision, node-to-circle expansion and path-addition operations to distinguish all these graph classes. In particular, we show that the 2-subdivision and the node-to-circle expansion of any graph is fan-crossing free, which does not hold for fan-crossing and k -(gap)-planar graphs, respectively. Thereby, we obtain graphs that are fan-crossing free and neither fan-crossing nor k -(gap)-planar.

Finally, we show that some graphs have a unique fan-crossing free embedding, that there are thinned maximal fan-crossing free graphs, and that the recognition problem for fan-crossing free graphs is NP-complete.

Keywords: topological graphs, graph drawing, beyond-planar graphs, fan-crossing, fan-crossing free, graph operations

1. Introduction

We consider graphs G that are *simple* both in a graph theoretic and in a topological sense. Thus there are no multi-edges or loops, adjacent edges do not cross, and two edges cross at most once in a drawing. Graphs are often defined by particular properties of a drawing. The planar graphs, in which edge crossings are excluded, are the most prominent example. There has been recent interest in the study of *beyond-planar graphs* [40, 53, 57], which are generally defined by drawings with specific restrictions on crossings.

A graph is *k -planar* if it has a drawing in the plane so that each edge is crossed by at most k edges. It is *fan-crossing free* if the crossing edges are

*Supported by the Deutsche Forschungsgemeinschaft (DFG), grant Br835/20-1
Email address: brandenb@informatik.uni-passau.de (Franz J. Brandenburg)

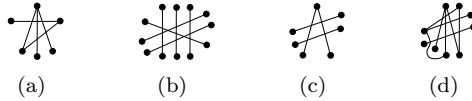


Figure 1: (a) A fan crossing, (b) crossings of independent edges (c) a 2-planar crossing, and (d) a quasi-planar crossing

independent, i.e., they have distinct vertices, and *fan-crossing* if the crossing edges have a common vertex, i.e., they form a fan. A drawing of a graph is *k-quasi-planar* if k edges do not mutually cross. 3-quasi-planar graphs are called quasi-planar, see Fig. 1. The aforementioned graphs can also be defined by first order logic formulas [27] and in terms of an avoidance of (natural and radial) grids [2]. A drawing is *k-gap-planar* [18] if each crossing is assigned to an edge involved in the crossing so that at most k crossings are assigned to each edge. Then every $2k$ -planar drawing is *k-gap-planar* [18]. These properties are topological. They hold for embeddings, which are equivalence classes of topologically equivalent drawings. Right angle crossing (RAC) is a geometric property, in which the edges are drawn straight line and may cross at a right angle [39].

The classes of k -planar, fan-crossing free, fan-crossing, quasi-planar, k -gap-planar, and right-angle crossing graphs are denoted by k PLANAR, FCF, FAN, QUASI, k GAP, and RAC, respectively. Then 0 PLANAR = 0 GAP is the class of planar graphs. These and other classes have been studied with different intensity and depth. In particular, the *density* [40, 53], which is the maximal number of edges of n -vertex graphs, and the size of the largest complete (bipartite) graph [11] are well explored, see Table 1 and Fig. 2. It has been shown that the recognition problem is NP-complete for 1-planar [50, 58], fan-crossing (fan-planar) [24], 1-gap-planar [18], and RAC graphs [13], whereas a proof for the NP-completeness is still missing for k -planar, k -gap-planar, fan-crossing free, and quasi-planar graphs if $k \geq 2$ [40].

Consider relationships among the aforementioned graph classes. Fan-crossing and fan-crossing free are complementary on edges that are crossed at least twice [27]. Both admit edges that are uncrossed or are crossed once. Hence, every 1-planar graph is both fan-crossing and fan-crossing free, but not conversely, since there are graphs that are fan-crossing and fan-crossing free, but not 1-planar [28]. There are fan-crossing graphs that are not fan-crossing free, since the density of fan-crossing free graphs is $4n - 8$ [37], whereas there are n -vertex fan-crossing graphs with $5n - 10$ edges [32, 55]. Particular examples for fan-crossing and non-fan-crossing free graphs are K_7 and $K_{p,q}$ with $p = 3, 4$ and $q \geq 7$ [11]. We prove the opposite direction, which was open so far [40]. In particular, we show that the 2-subdivision of K_n for $n \geq 12$ and d -dimensional cube-connected cycles CCC^d for $d \geq 11$ are fan-crossing free but neither fan-crossing nor 1-gap-planar. In addition, for every $k \geq 0$, there are graphs that are RAC, and thus fan-crossing free, but not k -gap-planar, and thus not $2k$ -planar.

Our tools, are the subdivision, node-to-circle expansion and path-addition

operations. An *s-subdivision* expands an edge into a path of length $s + 1$. In other terms the edge has s bends. In an s -subdivision of graph G , each edge of graph G has a j -subdivision for $j \leq s$. For subdivision of G , let s be the number of edges. A *node-to-circle expansion* replaces each vertex v of degree d by a circle of length d , so that each edge incident to v is inherited by a vertex of the circle. A *path-addition* adds a (long) path between any two vertices of graph G . These operations distinguish the above graph classes, so that some are closed and others are not. Even more, some classes are *universal* for s -subdivision ($s \leq 3$) and node-to-circle expansion, respectively, that is the image of any graph is in the particular class.

Many more classes of beyond-planar graphs have been studied, see [40, 53, 57], some of which are relevant for this paper. A 1-planar drawing is *IC-planar* [8, 17, 33] if each vertex is incident to at most one crossed edge. It is *fan-planar* [20, 24, 55] if it is fan-crossing and excludes crossings of an edge from both sides, called *configuration II* in [55], see Fig. 5(c). Configuration II is a restriction, since there are fan-crossing graphs that are not fan-planar [32]. However, it has no impact on the density [32] and the results on fan-planar graphs proved in [11, 20, 24].

Fan-crossing free graphs were introduced by Cheong et al. [37]. They focus on the density of (k -)fan-crossing free graphs. Complete and complete bipartite graphs were studied by Angelini et al. [11]. The state of the art is as follows, see also [40].

1. Every n -vertex fan-crossing free graph has at most $4n - 8$ edges and the bound is tight.
2. Every fan-crossing free drawing of a graph with $4n - 8$ edges is 1-planar.
3. Every fan-crossing free graph with a drawing with straight line edges has at most $4n - 9$ edges and the bound is tight.
4. 1-planar graphs and right angle crossing (RAC) graphs are fan-crossing free.
5. K_6 is fan-crossing free, whereas K_7 is not. $K_{p,q}$ is fan-crossing free if and only if $p \leq 2$ or $p \leq 4$ and $q \leq 6$.

For fan-planar graphs, the following has been proved [11, 20, 24, 32, 55]. The shown results also hold for fan-crossing graphs, since the restriction from configuration II is not used in the proofs or it does not matter.

1. Every n -vertex fan-crossing graph has at most $5n - 10$ edges and the bound is tight.
2. Every fan-crossing graph is quasi-planar.
3. The fan-crossing graphs and the 2-planar and 1-gap-planar graphs, respectively, are incomparable.

4. The recognition problem for fan-crossing graphs is NP-complete.
5. K_7 is fan-crossing, whereas K_8 is not. $K_{p,q}$ is fan-crossing if and only if $\min\{p, q\} \leq 4$.

Similar facts are known for 1-planar [57], RAC [39, 45], 1-gap-planar [18], and quasi-planar graphs [3, 4, 9], respectively, as surveyed in [40].

In this work, we add some more facts on fan-crossing free graphs, which demonstrate the power of these graphs. Some of the results come as expected, for example the NP-hardness, which is stated as an open problem in [40]. As our main contribution, we study three graph operations, which are used to distinguish fan-crossing free graphs from other well-known classes of beyond-planar graphs including fan-crossing graphs. In particular, we prove the following:

1. The 2-subdivision and the node-to-circle expansion, respectively, of any graph is fan-crossing free, so that the fan-crossing free graphs are universal for these operations. The quasi-planar graphs are universal for 1-subdivision and node-to-circle expansion. The k -planar, k -gap-planar and fan-crossing graphs are universal for $O(n^2)$ -subdivision. The k -planar, k -gap-planar, and fan-crossing graphs are not universal for node-to-circle expansion and for $f(n)$ -subdivision if $f(n) \in o(n^2)$ and $f(n) \in o(n/\log^2 n)$ for fan-crossing graphs.
2. The fan-crossing free, quasi-planar, k -gap-planar ($k \geq 1$) and RAC graphs are closed under path-addition, whereas the fan-crossing graphs and the j -planar graphs ($j \leq 2$) are not.
3. For every $k \geq 0$ there are fan-crossing free (and even RAC) graphs that are not fan-crossing, k -planar, and k -gap planar, respectively.
4. The cliques K_5 and K_6 and some other graphs have a unique fan-crossing free embedding.
5. There are thinned maximal fan-crossing free graphs with only $3.5n - 8.5$ edges.
6. Recognizing fan-crossing free graphs is NP-complete.

The term “beyond-planar” is commonly used for a collection of graph classes \mathcal{G} that extend the planar graphs and are defined by specific properties of crossings in drawings [40]. These classes have some properties in common, such as

- (i) every planar graph is in \mathcal{G}
- (ii) the density of graphs in \mathcal{G} is linear (up to a poly-logarithmic factor)
- (iii) \mathcal{G} is universal for subdivision.

graph class	density	closed subdiv.	s -subdiv. univ.	closed n2c	n2c univ.	closed path-add.
planar	$3n - 6$	+	-	+	-	-
1-planar	$4n - 8$	+	$\Theta(n^2)$	+	-	-
1-gap-planar	$5n - 10$	+	$\Theta(n^2)$	+	-	+
fan-crossing	$5n - 10$	+	$\Omega(n/\log^2 n)$?	-	-
fan-crossing free	$4n - 8$	+	≤ 2	+	+	+
quasi-planar	$6.5n - 20$	+	1	+	+	+
RAC	$4n - 8$	+	3	+	?	+

Table 1: Properties of some classes of beyond-planar graphs, their density, closure under subdivision, node-to-circle expansion (n2c), and path-addition, respectively, and universality for subdivision and node-to-circle expansion. Here “+” means yes, “-” means no, and “ $\leq s$ ” says that s -subdivisions suffice and $s - 1$ -subdivision is open. We conjecture “-” for “?”..

These properties are fulfilled by the aforementioned “major” beyond-planar graph classes and by almost all graph classes listed in [40]. Graphs that are defined by generalized visibility representations, such as bar- k [48] and shape visibility [30, 54, 61] satisfy (i)-(iii), as well as graphs with bounded thickness [42, 54], bounded stack number (or book thickness k) [21, 44, 67] bounded queue number [44, 43], mixed stack queue graphs [44], and multiple deque layouts [14]. In all these cases, the graphs have a visual representation, which may use an edge coloring and a linear vertex ordering.

The properties exclude graphs with bounded genus and minor-closed graph classes [41], since they fail on (iii), whereas the sets of all graphs and of all non-planar graphs are excluded by (ii). From the collection of graph classes listed in the beyond-planar survey [40], skewness- k and apex- k -graphs are excluded, which are such that the removal of at most k edges and vertices, respectively, makes a planar graph.

The closure properties of major classes of beyond-planar graphs are summarized in Table 1. Inclusion relations and the containment of special graphs are displayed in Fig. 2.

The rest of the paper is structured as follows: In Section 2, we study three graph operations and introduce universality of a graph class for an operation. In Section 3, we establish incomparabilities between some classes of beyond-planar graphs that are unknown so far. Finally, in Section 4, we study properties of fan-crossing free graphs and show that some graphs have a unique fan-crossing free embedding, that there are thinned maximal fan-crossing free graphs, and that the recognition problem is NP-complete.

2. Graph Operations and Universality

Planar subgraphs and planarization play an important role for the study of many classes of beyond-planar graphs [40]. This may indicate that beyond-

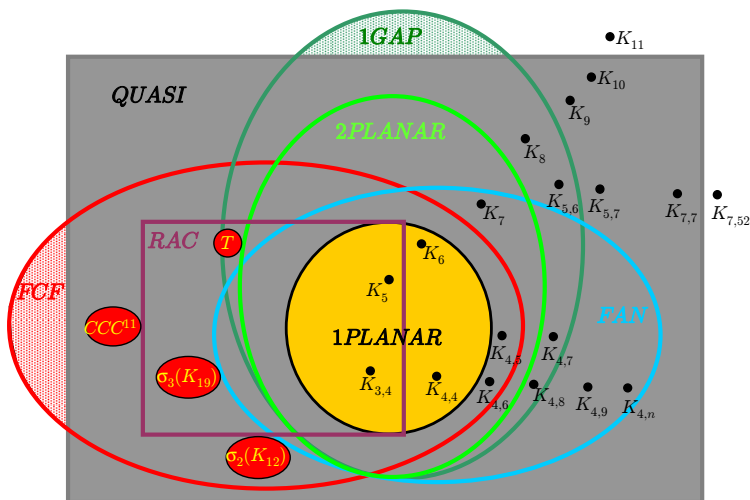


Figure 2: The inclusion diagram shows proper inclusions and incomparabilities among major beyond-planar graph classes, and the containment of complete (bipartite) graphs [11]. It is open, whether there are graphs in FCF and 1GAP, respectively, that are not in QUASI. We contribute cube-connected cycles, in particular CCC^{11} , 2- and 3-subdivisions of complete graphs, namely $\sigma_2(K_{12})$ and $\sigma_3(K_{19})$, and the tiles-graph T (Thm. 4). A graph is not contained in a graph class if it is outside its boundary. It may be inside (unlikely) if it touches the boundary, such as graph T for 2PLANAR and 1GAP.

planar graphs are close to planar graphs, i.e., they are “nearly planar” [48]. A major distinction comes from subdivisions. Clearly, every graph G has a subdivision that is 1-planar. On the other hand, a graph is planar if and only if its subdivision is planar.

Definition 1. A class of graphs \mathcal{G} is universal for a graph operation f , or simply f -universal, if for every graph G there is a graph $G' \in \mathcal{G}$ such that $G' = f(G)$.

Clearly, the removal of all edges transforms any graph into a discrete graph, so that the set of discrete graphs is universal for edge removal. Similarly, the set of complete graphs is universal for edge insertion. A graph class \mathcal{G}' is universal for f' if $\mathcal{G} \subseteq \mathcal{G}'$, f' extends f , and \mathcal{G} is universal for f .

Universality provides a new perspective on the set of graphs. Every graph is projected into a special class \mathcal{G} by an operation f , so that $\text{GRAPHS} = f^{-1}(\mathcal{G})$, where GRAPHS denotes the set of simple graphs. Thus all graphs look like graphs from \mathcal{G} if they are seen through the lens of f .

For our further studies, box-visibility representations of graphs and the number of crossings will be useful. In a *box-visibility representation*, the vertices of a graph are represented as boxes, which are axis aligned rectangles. Each edge is an orthogonal polyline with horizontal and vertical segments between the borders of two boxes, so that segments do not traverse other boxes. Edges incident to the same box do not cross. There is a *rectangle visibility representation*

[54] if each edge consists of a horizontal or a vertical segment, and a *special box-visibility representation* if each edge consists of a vertical and a horizontal segment with a bend to the right in between. It is well-known that every graph has a special box-visibility representation. The idea dates back to the early 1980th and Valiant's representation of graphs of degree at most four [66]. Simply, place the boxes for the vertices on the main diagonal and route each edge uv by a vertical segment from the top of the box of u and a horizontal segment to the left side of the box of v . Later studies have focussed on box-visibility representation with small area and few bends [22, 23, 63]. Box-visibility representations have been used to show that every graph has a 3-bend RAC drawing [39]. There is an alternative 3-bend RAC drawing, in which the vertices are placed on a horizontal line and the second and third segments are drawn with slope ± 1 .

Ajtai et al. [5] and, independently, Leighton [59] discovered that the *crossing number* $cr(G)$ of any graph G with n vertices and $m > 4n$ edges is at least cm^3/n^2 for some $c > 0$. This fact is known as *Crossing Lemma*. The currently best bound is $c = 1/29$ if $m \geq 6.95n$ [1]. In consequence, complete graphs K_n have $\Omega(n^4)$ many crossings. The Gay or Harary-Hill conjecture states that $cr(K_n) = \frac{1}{4} \lfloor \frac{n}{2} \rfloor \lfloor \frac{n-1}{2} \rfloor \lfloor \frac{n-2}{2} \rfloor \lfloor \frac{n-3}{2} \rfloor$, which has been proven for $n \leq 12$ [62]. Hence, any drawing of K_{12} has at least 150 crossings. Similarly, there are upper and lower bounds on the crossing numbers of complete bipartite graphs [56], hypercubes and cube-connected cycles, where a lower bound is $\frac{1}{20}4^d - (9d+1)2^{d-1}$ for the d -dimensional cube-connected cycle [65].

2.1. Node-to-Circle Expansion

A *node-to-circle expansion* substitutes each vertex v of degree d by a circle $C(v)$ of length d , so that each vertex has degree three and each edge incident to v is inherited by a vertex of the circle. If there is a rotation system with the cyclic ordering of the edges incident to v , then this ordering is preserved by the node-to-circle expansion. Thereby edges do not cross if they are incident to vertices of a circle, since graphs are simple. There are *inner edges* between consecutive vertices of a circle and *binding edges* between vertices of different circles, which are one-to-one related to the original edges. A *node-to-box expansion* is the special case, in which the edges of each circle are uncrossed. We denote the node-to-circle expansion of a graph G by $\eta(G)$, which is a 3-regular (cubic) graph with $2m$ vertices and $3m$ edges if G has m edges and no vertices of degree one or two.

A node-to-circle expansion is a special split operation, in which each vertex is replaced by a subgraph H , so that the vertices of H inherit all adjacencies from the vertex. In our case, H is a circle. Graph H is a discrete graph in the k -split operation from [47], where the objective is to transform a graph into a planar one by as few k -split operations as possible.

Node-to-circle expansions have been used in VLSI theory to transform a hypercube into a cube-connected cycle [60]. The d -dimensional hypercube H^d consists of 2^d vertices denoted by d -digit binary numbers. There is an edge if

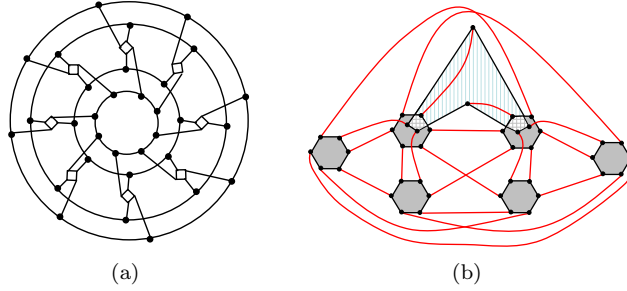


Figure 3: A 1-planar drawing of the node-to-circle expansion of (a) $K_{4,n}$ and (b) K_7 . In (b) the topmost circle (striped) intersects two other circles.

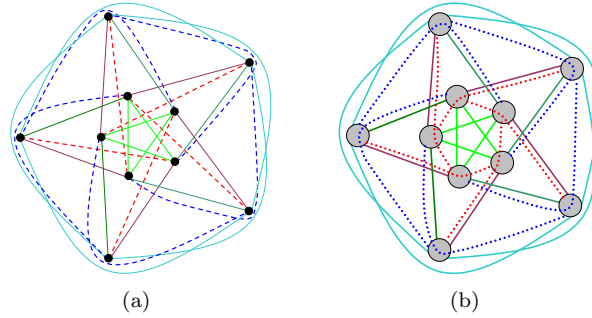


Figure 4: Quasi-planar drawings of (a) K_{10} and (b) $\eta(K_{10})$, where edges from K_{10} , drawn dashed and red and blue, are drawn dotted and red and blue in $\eta(K_{10})$. These edges are crossed six times in K_{10} , whereas the binding edges in $\eta(K_{10})$ are crossed at most four times, including two crossings on the boundary of the traversed circle, drawn as a big node.

and only if the Hamming distance between the binary numbers is one. The d -dimensional cube-connected cycle CCC^d is obtained from H^d by beveling each corner, so that CCC^d is the node-to circle expansion of H^d , see Fig. 8. It has $d2^d$ vertices of degree three. Hypercubes and cube-connected cycles have similar properties, such as the crossing number [65], diameter and separation width [60].

The node-to-circle expansion operation preserves some graph properties, such as 3-connectivity and genus, and simplifies others, such as crossings. If G has crossing number k , then $\eta(G)$ has crossing number at most k . For example, K_{10} has 60 crossings and is not 4-planar [11], whereas $\eta(K_{10})$ has at most 45 crossings and is 4-planar, as Fig. 4(b) shows. The complete bipartite graphs $K_{4,n}$ are fan-crossing but are not k -planar for $k = 1, 2, 3, 4$ and $n = 5, 7, 10, 19$, respectively [11]. Moreover, graph $K_{4,7}$ is not fan-crossing free. However, the node-to-circle expansion of $K_{4,n}$ is 1-planar, as Fig. 3(a) illustrates, and it has fewer crossings than $K_{4,n}$. Clearly, the crossing numbers of G and $\eta(G)$ coincide if the inner edges of $\eta(G)$ are uncrossed, i.e. in a node-to-box expansion.

Lemma 1. *The node-to-circle expansion $\eta(G)$ of a graph G is planar if and*

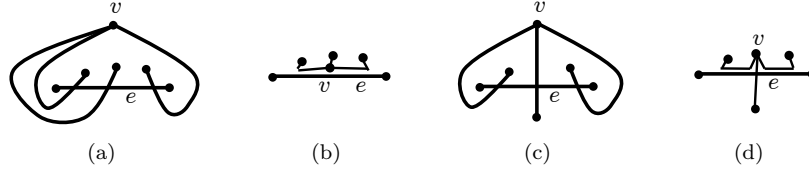


Figure 5: An edge e that is crossed by three edges incident to vertex v in a 3-regular fan-crossing graph. Edge e is crossed from (a) one and (c) both sides (configuration II). A new placement of v and an edge rerouting towards a 2-planar graph.

only if G is planar. Similarly, $\eta(G)$ is fan-crossing free (k -planar, k -gap-planar, quasi-planar, RAC) if so is G .

Proof. Construct graph $\eta(G)$ from a drawing of G . Consider a small box around each vertex, so that two boxes do not intersect and a box is not crossed by a non-incident edge. For each edge e incident to v place a new vertex v_e at the last intersection of e and the box, clip e at v_e and remove v . Link two vertices by an edge that are adjacent in the boundary of a box, so that each box is transformed into a circle with uncrossed edges. For each edge $e = uv$ of G there is an edge e' between the boxes or circles of u and v , so that e' inherits all crossings from e . Hence, $\eta(G)$ is fan-crossing free (k -planar, k -gap-planar, quasi-planar, RAC) if so is G . \square

Corollary 1. *The graph classes FCF, k PLANAR, k GAP, QUASI, and RAC are closed under node-to-circle expansion ($k \geq 0$).*

Angelini et al. [10] observed that every fan-planar drawing of a degree-3 graph is 3-planar. This fact can be improved. Here configuration II comes into play and edges are rerouted as in [32].

Lemma 2. *Graph G is 2-planar and thus 1-gap-planar if it is a fan-crossing graph of degree at most three.*

Proof. Consider a fan-crossing drawing of G . If edge e is crossed by three edges, then the crossing edges are incident to a vertex v and e is not crossed by any other edge. Now vertex v can be moved close to the crossing point of e and the middle of the three crossing edges. Similar to [32], the edges incident to v are rerouted first along e . Then e is uncrossed if it is crossed from one side, as in the fan-planar case [55], and it is crossed at most once, in general, see Fig. 5. Hence, there is a 2-planar drawing, which is 1-gap-planar [18]. \square

In particular, the node-to-circle expansion $\eta(G)$ is 2-planar and 1-gap-planar if it is fan-crossing. It is unclear whether $\eta(G)$ is fan-crossing if G is fan-crossing. It is true for maximal complete (bipartite) fan-crossings graphs, that is K_7 and $K_{4,n}$, where the node-to circle expansions are even 1-planar, as Fig. 3 shows. These cases are singular. Consider a 4×4 grid graph with nine inner quadrangular faces. Place $n \geq 5$ vertices in each quadrangle and add edges so

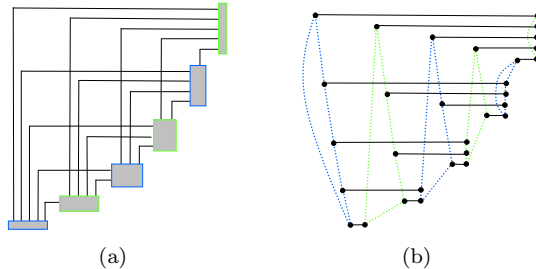


Figure 6: (a) A special box-visibility representation of K_6 and (b) its node-to-circle expansion. Inner edges are drawn dotted.

that there is $K_{4,n}$ including the four corners of each quadrangle. We conjecture that the node-to-circle of this graph is not fan-crossing.

Theorem 1. (i) *The fan-crossing-free graphs and the quasi-planar graphs are universal for node-to-circle expansion.*

(ii) *The fan-crossing, k -planar and k -gap-planar graphs ($k \geq 0$) are not universal for node-to-circle expansion.*

Proof. For a fan-crossing free drawing of $\eta(G)$, consider a drawing of G with all vertices on a circle in the outer face. Replace each vertex v by a circle $C(v)$ that does not intersect any other circle or an edge that is not incident to v , so that all inner edges are uncrossed. If two edges of G cross, then so do the corresponding binding edges, which are independent, so that $\eta(G)$ is fan-crossing free.

For quasi-planar graphs, consider a special box-visibility representation of G , in which the boxes are arranged along the diagonal. Each edge consists of a vertical and a horizontal segment with a bend to the right. Direct it upward so that each box is incident to incoming edges on the left and of outgoing edges on top, see Fig. 6(a). For each vertex v construct a circle $C(v)$ consisting of the bend points of the outgoing edges and the points of the incoming edges at the left side of the box of v , as shown in Fig. 6(b). The ordering of $C(v)$ coincides with the rotation system at the box of v . The inner edges from the cycles are almost vertical. Two such edges do not cross, since they are ordered left to right according to the left to right ordering of the boxes. The binding edges are the horizontal segments of the edges from the special box-visibility representation. Such edges may cross inner edges. Nevertheless, there are no three mutually crossing edges, so that $\eta(G)$ is quasi-planar.

For (ii) consider hypercubes and cube-connected cycles as their node-to-circle expansion. The crossing number of CCC^d is at least $\frac{1}{20}4^d - (9d + 1)2^{d-1}$ [65], so that some edges are crossed at least $c2^d/d$ times for some $c > 0$, see [10]. Hence, for every $k \geq 0$ there are hypercubes so that their node-to-circle expansion is not k -(gap)-planar and not fan-crossing by Lemma 2. \square

In consequence, the 11-dimensional cube-connected cycle CCC^{11} is fan-crossing free and quasi-planar but not 1-gap-planar. Moreover, it is not 2-planar

[18] and not fan-crossing by Lemma 2.

Note that the fan-crossing free and quasi-planar drawings of $\eta(G)$ are different. They are not necessarily quasi-planar and fan-crossing free, respectively. It is open whether every graph G has a drawing of $\eta(G)$ that is simultaneously quasi-planar and fan-crossing free, called grid-crossing in [27], or that is RAC. A RAC drawing can be obtained by a *generalized version* of a node-to-cycle expansion in which a circle $C(v)$ of a degree- d vertex has d vertices of degree three and two vertices of degree two. Then $C(v)$ can be drawn as a box with vertical and two horizontal segments. Moreover, every graph has a generalized node-to-circle expansion that is outer fan-crossing free, so that all vertices are in the outer face.

2.2. Subdivision

An s -subdivision of an edge replaces it by a path of length $s+1$. In geometry and in particular in orthogonal [46] and RAC drawings [39], a subdivision is called a bend. Each edge is replaced by a path of length at most $s+1$ in an s -subdivision $\sigma_s(G)$ of graph G , where s is the number of edge for a subdivision of G . An s -subdivision is *uniform* if each edge of graph G is extended to a path of length $s+1$. Then $\sigma_s(G)$ is a single graph. In the general version, $\sigma_s(G)$ is parameterized by its set of edges and is a set of graphs. Here these cases do not matter, since too long paths can be folded, so that some of its edges remain uncrossed. Subdivisions of graphs are used in Kuratowski's theorem, which states that a planar graph does not contain a subgraph that is a subdivision of K_5 or $K_{3,3}$, i.e., K_5 and $K_{3,3}$ are the topological minors of the planar graphs. Note that edge contractions, i.e., paths of length zero, are generally used in the theory of graph minors [41].

Clearly, the (s -)subdivision of a graph G is in a graph class \mathcal{G} if G is one of the aforementioned graph classes. If edges of a fan with a common vertex v are crossed, then their segments at v are crossed after a subdivision.

Lemma 3. *The graph classes PLANAR, k PLANAR, k GAP, FCF, FAN, QUASI, and RAC are closed under s -subdivision for every $s \geq 0$.*

A graph is *IC-planar* [8] if it admits a 1-planar drawing so that each vertex is incident to at most one crossed edge. Structural properties have been studied in [17]. Brandenburg et al. [33] have shown that IC-planar graphs admit a 1-planar straight-line drawing with right angle crossings. Hence, IC-planar graphs are simultaneously 1-planar and RAC. Hence, a universality of the IC-planar graphs transfers to all graph classes containing them.

Theorem 2. *(i) The IC-planar, k -planar, and k -gap-planar ($k \geq 1$) graphs are universal for $f(n)$ subdivision if and only if $f(n) \in \Theta(n^2)$. The fan-crossing graphs are universal for $f(n)$ -subdivision if $f(n) \in O(n^2)$. They are not $g(n)$ -subdivision universal if $g(n) \in o(n/\log^2 n)$.*

(ii) The RAC graphs are universal for 3-subdivision and not for 2-subdivision.

(iii) The fan-crossing free graphs are universal for 2-subdivision.

(iv) *The quasi-planar graphs are universal for 1-subdivision and not without subdivisions.*

Proof. Consider a drawing of graph G . Subdivide each edge into segments, so that each segment is crossed at most once and each subdivision point is incident to at most one crossed segment. The so obtained drawing is IC-planar. Each edge of G is crossed at most by all other edges, since G is simple. Thus $O(n^2)$ subdivisions per edge suffice. For the lower bound consider the crossing number of complete graphs K_n , which is $\Omega(n^4)$ [5, 59]. Clearly, the number of crossings is unchanged by subdivisions. Since k -planar and k -gap-planar graphs admit $O(m)$ crossings, where m is the number of edges, some edges have $\Omega(n^2)$ crossings and need $\Omega(n^2)$ many subdivisions for k -(gap)-planar graphs. Clearly, $O(n^2)$ subdivisions suffice for fan-crossing graphs. For the lower bound consider d -dimensional cube-connected cycles. By the lower bound on the crossing number [65], there are edges with at least $\frac{1}{30} \frac{2^d}{d} - 4$ many crossings, which is $c \frac{n}{\log^2 n}$ for some $c > 0$, since $n = d2^d$. By Lemma 2, 3-regular fan-crossing graphs are 2-planar, so that at least $cn/\log^2 n$ many subdivisions are needed for some edges.

Didimo et al. [39] have shown that every graph has a 3-bend RAC drawing, whereas n -vertex graphs with a 2-bend RAC drawing have $O(n^{7/4})$ edges, which proves (ii).

For (iii), every graph can be drawn such that each edge consists of three segments, the first and last of which are uncrossed and the middle segments inherit all crossings. Hence, the drawing is fan-crossing free and has two subdivisions.

Finally, for (iv), consider a special box-visibility representation of G . Use each bend as a subdivision point and draw each vertex v as a point in its box. The incident edges of v are extended from the boundary of the box to v so that there is no crossing in the interior of a box. Then only horizontal and (almost) vertical segments of edges may cross, so that no three edges cross one another. Since n -vertex quasi-planar graphs have at most $6.5n - 20$ edges [3], one subdivision is necessary to represent all graphs. \square

2.3. Path-Addition

A *path-addition* adds an internally vertex-disjoint path P between any two vertices of a graph. Such paths are also known as ears. They are used in ear decompositions of 2-connected graphs [51] and in subdivisions. We wish to use path-additions so that they preserve a given class of graphs. Therefore, the added paths are long. Their length is at least cn for some $c > 0$ and n -vertex graphs. This property distinguishes our path-addition operation from ear decompositions [51]. In comparison with subdivision, a path-addition adds a (long) path between any two vertices, whereas a subdivision can do so if there is an edge. Hence, path-additions can create a subdivision of K_n from any non-empty graph. A more general version of path-addition was introduced in [36] and studied in [35]. For a graph G and a path P , let $G \oplus P$ denote the graph obtained by adding the vertices and edges of P to G , where the internal vertices of P are new and have degree two. A class of graphs \mathcal{G} is closed under

path-addition if there is some function $D_{\mathcal{G}}(n)$ so that $G \oplus P$ is in \mathcal{G} if G is an n -vertex graph in \mathcal{G} and P has length at least $D_{\mathcal{G}}(n)$.

It is readily seen that the graph classes RAC, FCF, k GAP for $k \geq 1$, and QUASI are closed under path-addition if $D_{\mathcal{G}}(n)$ is a linear function. In particular, k -gap-planar graphs are made for path-additions, since the crossings created by an added paths are assigned to its edges if the length of the path exceeds its number of crossings. For a non-closure it must be shown that there are graphs so that the addition of a path of any length violates the defining properties of the graph class.

Theorem 3. *The graph classes RAC, FCF, k GAP ($k \geq 1$), and QUASI are closed under path-addition, whereas k PLANAR ($k \leq 2$) and FAN are not.*

Proof. For the positive closure results, let $D_{\mathcal{G}}(n)$ be twice the density function. Path P is routed along a (shortest) path S in G . Path P makes a bend and creates a further subdivision if it crosses an edge incident to an internal vertex of S , so that the crossing introduces a violation without the subdivision. In a RAC drawing, the edges of P can be drawn so that they cross an edge of G at a right angle. If a graph is disconnected and the first and last vertices of P are in different components, then there are exits, which are vertices or crossing points in the outer face of a component, so that P can be routed along such exists. Each bend is charged to an edge of the given graph, which is charged at most twice. If an edge of G crosses P multiple times, then it crosses S so that these crossings are assigned to the edges of S .

For the negative results, consider a 4×4 grid graph G with vertices (x, y) for $1 \leq x, y \leq 4$. Triangulate G by edges parallel to the diagonal. Then replace each edge by a “fat edge”. For fan-crossing (fan-planar) graphs, a fat edge uv is K_7 with vertices u and v in the outer face of an embedding. Call the resulting graph H . Binucci et al. [24] have shown that K_7 has an almost unique fan-planar embedding with two vertices in the outer face, which results from fragments of crossed edges, see Fig. 10(c). The result holds for fan-crossing graphs, since configuration II [55] is not used, and for 2-planar graphs. Fat edges cannot be crossed without violation. In case of 1-planar graphs, a fat edge is K_6 , see Fig. 10, and an edge for planar graphs. In consequence, any fan-crossing or 1- or 2-planar embedding of H is a grid with fat edges. For every fan-crossing (j -planar with $j \leq 2$) drawing of H , there is a fat edge between the vertices u and v at positions $(2, 2)$ and $(3, 3)$, which cannot be crossed without violation. Hence, a path P cannot be added between u and v so that $H \oplus P$ is fan-crossing (j -planar with $j \leq 2$), if G is fan-crossing (j -planar). \square

Hence, the path-addition operation distinguishes the graph classes RAC, FCF, k GAP ($k \geq 1$), and QUASI from FAN, 1PLANAR and 2PLANAR, respectively. Since every 1-planar graph is fan-crossing free [37], every 2-planar graph is 1-gap-planar [18], and every fan-crossing or 2-planar graph [9] is quasi-planar, it provides an alternative proof for the properness of these inclusions.

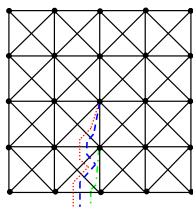


Figure 7: An internally crossed 5×5 grid with three added paths, drawn dotted and/or dashed (and colored in the online version) in a RAC drawing.

3. Relationships

The following proper inclusions are known: Every $2k$ -planar graph is k -gap planar, which in turn is $2k+2$ -quasi-planar [18]. Every RAC graph is fan-crossing free and quasi-planar [39]. Every fan-crossing graph is quasi-planar [37]. In addition, the following incomparabilities are known: (i) 1-planar and RAC [45] (ii) 2-planar and fan-crossing (fan-planar) [24], and (iii) fan-crossing and 1-gap-planar, where the latter, stated as an open problem in [18], follows from K_8 and $K_{4,n}$ for $n \geq 9$ [11].

We use the path-addition, subdivision, and node-to-circle expansion operations to construct examples for more incomparabilities and alternative proofs for proper inclusions.

Theorem 4. *There are RAC graphs that are not fan-crossing.*

Proof. A tile T is an internally crossed 5×5 grid with vertices $t_{p,q}$ for $1 \leq p, q \leq 5$ and edges $t_{p,q}t_{r,s}$ if $\max\{|p-r|, |q-s|\} = 1$. It has 25 vertices and 72 edges and diameter four, see Fig. 7.

Since outer fan-planar graphs have a density of $3n-5$ [24], a tile is not outer fan-planar. Note that every outer fan-crossing graph is outer fan-planar, since an edge cannot be crossed from both sides if all vertices are in the outer face. Thus there is no configuration II [55]. Hence, in every fan-crossing embedding, each tile T has at least one vertex in its interior, called the *center* of T , and at most 24 edges in the boundary of its outer face. There are at least three vertex-disjoint paths between the center and vertices in the boundary, since a tile is 3-connected.

Let graph G consists of at least 650 tiles and at least 60 paths between any two vertices from different tiles. Suppose there is a fan-crossing embedding of G . Each tile has a Jordan curve for its boundary, so that the center is in the interior of the Jordan curve. We say that two tiles cross, nest, and are disjoint if their boundaries cross, nest or are disjoint, respectively. They nest if one tile is in the interior of the boundary of the other tile. Define the distance between two tiles by the minimum number of boundaries that must be crossed by a path P between their centers if P is added to G in a fan-crossing embedding of $G \oplus P$. In particular, the distance is at least two if the tiles are disjoint, since an added path must cross the boundary of each of them.

Suppose there are (at least) five tiles T_i with mutual distance at least two. Then consider $p \geq 60$ paths of length 15 between their centers. Each path must cross at least two boundaries. Since each boundary consists of at most 24 edges, at least one of its edges is crossed twice if there are at least 25 paths. In a fan-crossing embedding, this edge is crossed by the first (or last) edges of the paths, since all other edges of the paths are independent. We call P a *red path* if the first and last edges cross an edge of a boundary. Suppose there is a red path between the centers of tiles T_i and T_j for $1 \leq i, j \leq 5$. Then there is a subgraph homeomorphic to K_5 , so that at least two paths must cross. Since the paths have length 15 and their first and last edges are crossed by edges of boundaries, at least one inner edge of a path is crossed twice by independent edges from two paths if there are at least 14 parallel red paths. Then there is a violation of a fan-crossing embedding.

Since the centers of the tiles are unknown, there are $p \geq 60$ paths of length 15 between any two vertices from different tiles. Graph G is not fan-crossing if there are at least five tiles at mutual distance two. Since the boundary of a tile has length 24, at least $60 - 23$ paths from the center cross the boundary in fans for size at least two, and at least $60 - 46$ paths between two centers are red. Each red path has 13 edges between the boundaries, so that there is an independent crossing if there are at least 14 red paths between the centers of five tiles.

Graph G is a RAC graph. Therefore, draw each tile as a RAC graph as shown in Fig. 7, so that the edges between grid points are parallel to the axis. Place the tiles from left to right so that they are disjoint and their bottom row is on the x-axis. There is a bundle of paths between any two vertices from different tiles. Route each added path P from a vertex to the outer face of the tile, so that internally there are right angle crossings. This needs paths of length at most six, so that the sixth edge is parallel to the y -axis. The middle edges between the seventh and tenth vertex of each path are horizontal or vertical and are routed outside the tiles, so that edges of two paths do not overlap. If they cross, they cross at a right angle. If there are several paths between two vertices, then they are piecewise in parallel, except for the first and last edges.

It remains to show that there is a graph consisting of at least five tiles at distance at least two. Consider a fan-crossing embedding $\mathcal{E}(G)$ of k tiles, so that only the outer boundary and the center in its interior are taken into account. In other words, there are k Jordan curves and k points, so that a point is in the interior of a particular Jordan curve. The boundary of a tile can be crossed at most 24 times by the boundaries of other tiles, since it has length at most 24. In fact, three or four edges from both boundaries are involved in a crossing. Consider the planar dual of $\mathcal{E}(G)$. If center c of tile T is in face f , then assign T to f . Face f has at most 25 adjacent faces, that are accounted to f , since the boundary of a tile must be crossed for a new face and it can be crossed at most 24 times. In addition, there is the outer face or the face from a nesting tile enclosing T . Faces from tiles in its interior are accounted to these tiles. Moreover, at most five tiles can be assigned to a face, since a tile has diameter four and any path from the center to a vertex in the boundary of T can cross at

most four boundaries. Suppose there are at least 650 tiles. If several tiles are assigned to a face, then keep only one them. Each face has at most 25 neighbors with an assigned tile at distance one, so that there are 26 candidates. Hence, at least five tiles remain, so that the faces, to which they are assigned, have distance at least two. \square

There should be simpler counterexamples, for example, a 10×10 tile with an added path between the vertices at positions $(4, 4)$ to $(7, 7)$. We claim that this graph is not fan-crossing, since in any fan-crossing embedding, the end vertices of the path are separated by a circle of crossed edges, so that an internal edge of the path must cross such an edge.

Theorem 5. *If the crossing number exceeds the number m of edges of graph G so that $cr(G) > 3km$, then the 3-subdivision $\sigma_3(G)$ is a RAC graph, and thus fan-crossing free and quasi-planar, whereas $\sigma_3(G)$ is not k -gap-planar and not $2k$ -planar.*

Proof. Graph $\sigma_3(G)$ is a RAC graph by Theorem 2(ii). It has at most $3m$ edges, so that there are at most $3km$ crossings in a k -gap-planar drawing of $\sigma_3(G)$. Since the crossing number is preserved by subdivisions, $\sigma_3(G)$ is not k -gap-planar if $cr(G) > 3km$. Then it is not $2k$ -planar by [18]. \square

Bae et al. [18] have shown that the number of edges in n -vertex k -planar graphs is at most $\max\{5.58\sqrt{k}, 17.17\}n$ and at most $5n - 10$ for $k = 1$. The Crossing Lemma and $cr(K_{12}) = 150$ [62] provide simple examples of non 1-gap-planar graphs. Our example is an alternative to the RAC and non 1-planar graph by Eades and Liotta [45], which has 85 vertices and is constructed from K_5 by an addition of many short paths similar to the graph in Theorem 4.

Corollary 2. *The 3-subdivision of K_{19} is RAC and not 1-gap-planar (2-planar). The 2-subdivision of K_{12} is fan-crossing free and not 1-gap-planar (2-planar)*

Angelini et al. [10] observed that cube-connected cycles are not k -planar. Their arguments apply to k -gap-planar and fan-crossing graphs, so that we obtain alternative proofs for quasi-planar graphs that are neither k -gap-planar [18] nor fan-crossing [11, 3, 24].

Theorem 6. *For every k , there are cube-connected cycles that are fan-crossing free and quasi-planar, respectively, and are not k -planar, k -gap planar, and fan-crossing, respectively*

Proof. Cube-connected cycles are fan-crossing free and quasi-planar by Theorem 1. They are not k -(gap)-planar if the crossing number [65] exceeds k -times the number of edges, which holds for d -dimensional cube-connected cycles and $k \leq \frac{1}{30} \frac{2^d}{d} - 4$. For fan-crossing graphs use Lemma 2. \square

Corollary 3. *CCC^{11} is fan-crossing free and quasi-planar but neither fan-crossing nor 3-gap-planar nor 6-planar.*

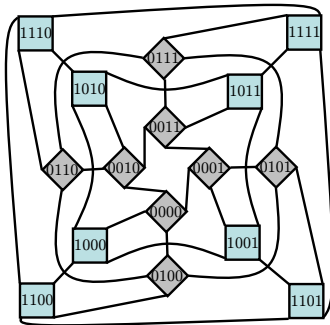


Figure 8: 1-planar drawings of H^4 and CCC^4 .

Proof. The lower bound for the crossing number of CCC^{11} [65] exceeds the number of edges of CCC^{11} by a factor $c > 3.1$. Hence, it is not 3-gap-planar and thus not 6-planar [18] and not fan-crossing by Lemma 2. \square

Note that the cube H^3 is planar so that CCC^3 is planar. Figure 8 shows a 1-planar drawing of H^4 , which can be transformed into a RAC drawing, and an IC-planar drawing CCC^4 , so that these graphs are 1-planar and RAC [33]. Every cube-connected cycle is 1-bend RAC [12], that is $\sigma_1(CCC^d)$ is RAC. We can summarize:

Corollary 4. *Any two graph classes from (a)-(c) are incomparable: (a) fan-crossing free and RAC, (b) fan-crossing, and (c) 1-gap-planar and 2-planar.*

Figure 2 displays the relationships between major beyond-planar graph classes. The shown inclusions were known, as well as the incomparability between fan-crossing and 2-planar resp. 1-gap planar graphs. We have added incomparabilities for the fan-crossing-free and RAC graphs. Still open is the relationship between the quasi-planar graphs and the fan-crossing free resp. 1-gap-planar graphs. We conjecture an incomparability.

4. Properties of Fan-Crossing Free Graphs

It is well-known that the 4-clique K_4 admits two embeddings, as a planar tetrahedron and 1-planar with a pair of crossing edges. The 5-clique K_5 has five embeddings [52], as shown in Fig. 9. Only the so-called T-embedding in Fig. 9(a) is fan-crossing free and even 1-planar. The embedding in Fig. 9(e) has an edge which is crossed by the edges of triangle. It is 1-gap-planar and quasi-planar and not fan-crossing and not 2-planar. In fan-crossing embeddings it can be transformed into the Q-embedding of Fig. 9(c) [32].

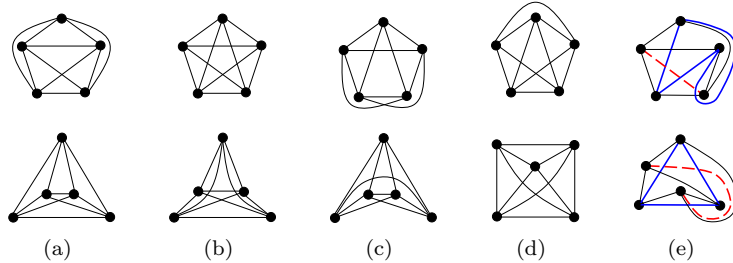


Figure 9: All non-isomorphic embeddings of K_5 [52], each with two drawings. Only the T-embedding (a) is 1-planar and fan-crossing free.

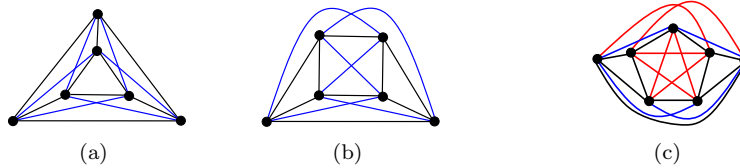


Figure 10: The fan-crossing free embedding of K_6 drawn (a) with a triangle and (b) with only two vertices in the outer face. (c) A 2-planar, fan-crossing embedding of K_7 . Edges are colored black, blue, and red if they are uncrossed and crossed once and twice, respectively.

4.1. Unique Embeddings

Consider a fan-crossing free embedding of K_6 , which is obtained by placing the next vertex into one of the faces of the T-embedding of K_5 . There are two possibilities up to symmetry: in a face with or without a crossing point. Only the latter results in a fan-crossing free embedding. The obtained embedding is unique, since the edges must be routed as shown in Fig. 10. Otherwise, an edge is crossed by at least two edges of a fan. The embedding can be drawn with two or three vertices in the outer face. The 7-clique is not fan-crossing free, since it has too many edges, but fan-crossing (fan-planar) [24], see Fig. 10(c). We summarize:

Lemma 4. *The cliques K_5 and K_6 are fan-crossing free and each has a unique fan-crossing free embedding.*

Cheong et al. [37] have shown that every fan-crossing free embedding of an n -vertex graph with $4n - 8$ edges is 1-planar. Such graphs are called extreme or *optimal 1-planar* [25]. The embedding consists of a 3-connected planar subgraph, in which each face is a quadrangle with a pair of crossing edges. Such graphs exist for $n = 8$ and for all $n \geq 10$ [25]. They have a unique 1-planar embedding, except for extended wheel graphs XW_{2k} for $k \geq 3$, which have two embeddings, where the poles are exchanged [64]. An *extended wheel graph* XW_{2k} consists of two poles p and q and a circle of length $2k$. There is an edge between each pole and each vertex of the circle, whereas there is no edge pq .

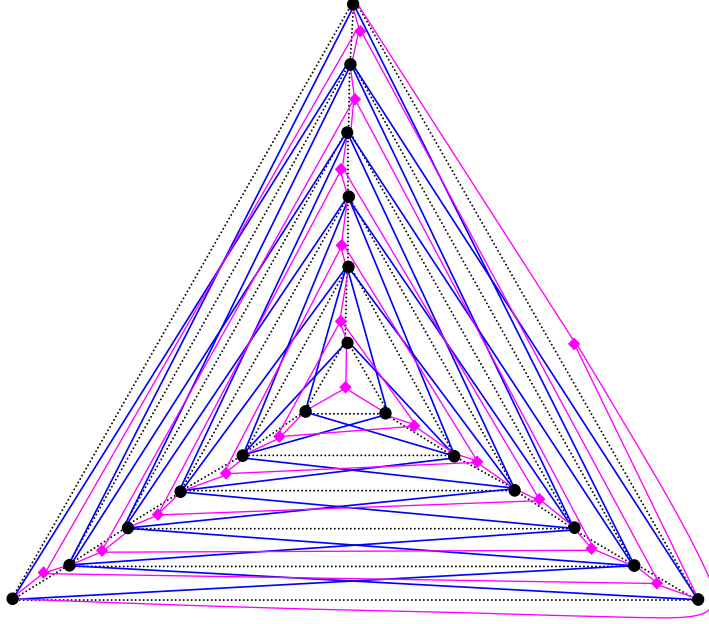


Figure 11: A fan-crossing free embedding of a nested triangle graph, augmented by “hermits”, drawn by pink squares, for the proof of Theorem 7. The drawing is not quasi-planar. A rerouting of the pink edges makes it quasi-planar.

In addition, there is an edge between a vertex of the circle and the vertex after next (in cyclic order). Each of these edges is crossed by an edge incident to a pole. Note that optimal 1-planar graphs can be recognized in linear time [29].

Corollary 5. *Every n -vertex fan-crossing free graph with $4n - 8$ edges has a unique embedding, except for the extended wheel graphs XW_{2k} , which have two embeddings.*

The *crossed nested triangle graph* Δ_k consists of k nested triangles T_1, \dots, T_k with vertices a_i, b_i, c_i for $i = 1, \dots, k$, so that each quadrangle between two successive sides of the triangles has a pair of crossing edges and is K_4 , as shown in Fig. 11. Triangle T_i is at *level* i , where T_1 is in the outer face. The subgraph induced by two consecutive triangles is K_6 , which is an *inner* K_6 if it is induced by T_i, T_{i+1} for $i = 2, \dots, k - 2$. Graph Δ_k has $3k$ vertices and $12k - 9$ edges. It is 1-planar and admits a straight-line drawing, but it is not a RAC graph, since it has K_6 subgraphs.

Lemma 5. *For every $k \geq 1$, the crossed nested triangle graph Δ_k has a unique fan-crossing free embedding.*

Proof. For $k = 1$ there is a triangle, and K_6 for $k = 2$ has a unique fan-crossing free embedding by Lemma 4. For $k \geq 3$, the restriction of Δ_k to two consecutive triangles is K_6 . Each such K_6 has a unique fan-crossing free embedding, so

that it is drawn with a triangle in its outer face. Otherwise, there is a W-configuration, as shown in Fig. 10(b), which enforces a crossing of an edge by at least two edges of a fan with the common vertex in K_6 and the other vertices on the previous or next level. Hence, all triangles are drawn as nested triangles. Clearly, one can choose the outer face of the drawing with three vertices or with two vertices and a crossing point. \square

Note that the crossed nested triangle graph Δ_k admits many fan-crossing drawings, since a K_6 has many fan-crossing embeddings with different embeddings of its K_5 subgraphs.

Next we consider a traversal of K_5 or K_6 by a path in a fan-crossing free embedding, which causes a delay by at least three bends. This is used in the NP-hardness proof of Theorem 8.

Lemma 6. *In every fan-crossing free embedding, if path P traverses K_5 (K_6), so that P and the clique have disjoint sets of vertices and there are different edges of K_5 (K_6) crossed first and last by P , then at least four (five) edges of P cross edges of K_5 (K_6).*

Proof. Let $P = (u_0, \dots, u_t)$ be a path such that u_0 and u_t are in the outer face and u_1, \dots, u_{t-1} are in an inner triangle of the T -embedding of K_5 . Let the first edge (u_0, u_1) of P cross edge (v_1, v_2) of K_5 and let the last edge (u_{t-1}, u_t) of P cross (v_1, v_3) in a fan-crossing free embedding of a graph G that includes P and K_5 . Since K_5 has a unique fan-crossing free embedding, P must cross two more edges of K_5 , since a simultaneous crossing of two or more edges induces a fan-crossing. Hence, P needs at least four edges for a traversal of K_5 . The case of K_6 is similar. \square

4.2. Extremal Graphs

A graph G is *maximal* for a class of graphs if no edge can be added without violation, so that $G + e$ is not in the class. The *density* is the maximum number of edges of all maximal n -vertex graphs in a class. The *sparsity* is the minimum. Density and sparsity coincide for planar graphs, whereas they differ for some classes of beyond-planar graphs. Brandenburg et al. [34] have shown that the sparsity of 1-planar graphs is at most $\frac{45}{17}n - \frac{84}{17}$. Such graphs are obtained by so called *hermits*, which are vertices of degree two that cannot be linked to other vertices without violation. Similar results have been obtained for 2-planar [34], IC, NIC and outer 1-planar graphs [15, 17].

Theorem 7. *There are maximal fan-crossing free graphs with $m = 7/2n - 17/2$ edges for every $n = 6k + 1$ with $k \geq 3$.*

Proof. Consider a crossed nested triangle graph Δ_k for $k \geq 3$. Attach three hermits h_i, h'_i and h''_i along the edges $a_i a_{i+1}, b_i b_{i+1}$ and $c_i c_{i+1}$ of each triangle $T_i = (a_i, b_i, c_i)$ for $i = 1, \dots, k-1$ and connect each hermit with the vertices of the edge to which it is attached. Also link the hermits by edges $h_i h'_i, h'_i h''_i$ and

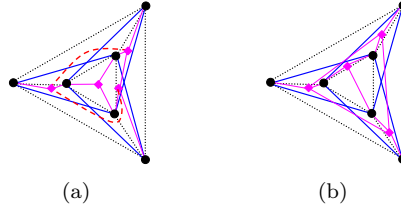


Figure 12: Illustration to the proof of Theorem 7 if hermits are moved to other faces.

$h_i h'_i$. Add a hermit in the outer face and link it to a_1, b_1, c_1 , and similarly for the inner face, see Fig. 11.

Graph H_k is fan-crossing free, as shown by Fig. 11, where the embedding is not quasi-planar. We claim that it is maximal fan-crossing free. Therefore, observe that Δ_k is maximal fan-crossing free and 1-planar and has a unique fan-crossing free embedding. Consider hermit h_i that is attached to edge $a_i a_{i+1}$. Then h_i can be placed into the faces f and f' to either side of $a_i a_{i+1}$. It cannot be placed into another face without creating a fan-crossing by two edges. Also h_i cannot be linked to another vertex of Δ_k without creating a crossing by a fan of at least two edges. The case of h'_i and h''_i is similar. Hermit h_i is linked to h'_i and h''_i by an edge, but not to any other hermit if the embedding is fan-crossing free. Then at least two edges incident to a vertex of Δ_k must be crossed. If three hermits h_i, h'_i, h''_i are simultaneously placed into another face that is next to the one in which they were placed, then the edges between them create a crossing by a fan of two edges, as illustrated in Fig. 12(a). Similarly, the hermit in the inner face can be placed in a neighboring face, as illustrated in Fig. 12(b), but it cannot be linked to another hermit or another vertex without violation. Hence, the fan-crossing free embedding of H_k is unique, as claimed.

Graph Δ_k has $3k$ vertices and $12k - 9$ edges. We have added $3(k - 1) + 2$ hermits and $9(k - 1) + 6$ edges incident to the hermits. Hence, graph H_k has $6k - 1$ vertices and $21k - 12$ edges, so that $m = 7/2n - 17/2$. \square

4.3. The Complexity of Fan-Crossing Free Recognition

The recognition of beyond-planar graphs is mostly NP-hard, see [40]. It has been expected that recognizing fan-crossing free graphs is NP-complete, too, which has been stated as an open problem in [40] and is proved next.

Theorem 8. *The recognition of fan-crossing free graphs is NP-complete.*

Proof. Clearly, the problem is in NP.

For the NP-hardness we adapt the construction given by Grigoriev and Bodlaender [50] for 1-planar graphs. The proof is by reduction from 3-PARTITION, which is a strongly NP-hard problem [49]: An instance I of 3-PARTITION consists of a multiset A of $3m$ positive integers with $B/4 < a < B/2$ and $\sum_{a \in A} = mB$ for some integer B and $a \in A$. The 3-PARTITION problem asks

whether A can be partitioned into m subsets A_1, \dots, A_m , each of size three, such that the sum of the numbers in each subset equals B .

From I we construct a graph G_I in polynomial time, so that I has a solution if and only if G_I admits a fan-crossing free embedding. The components of the reduction are a transmitter, a collector, m splitter and “fat” edges. A fat edge uv is a K_5 with vertices u and v and three more vertices, where u and v are in the outer face if there is a fan-crossing free drawing. For an illustration see Fig. 13.

The transmitter is a double-wheel with a center c_T and two circuits of length $3m$. Let $C = (u_1, \dots, u_{3m})$ be the outer and $C' = (u'_1, \dots, u'_{3m})$ the inner circuit. Let $c_T u'_i$ and $u'_i u_i$ be fat edges for each i . Then the center c_T is a vertex of each of the K_5 graphs of the fat edges that are incident to the center. Each sector with boundary $u_i, u'_i, c_T, u'_{i+1}, u_{i+1}$ is partitioned into three triangles by (normal) edges $u'_i u'_{i+1}, u_i u_{i+1}$ and a diagonal $u_i u'_{i+1}$. The triangle (u_i, u'_i, u'_{i+1}) is called a *sector-triangle*, and (u_i, u_{i+1}, u'_{i+1}) is called an *outer triangle*, see the enlargement in Fig. 13(b). The collector is defined accordingly, with a center c_C and Bm sectors with an outer boundary (v_1, \dots, v_{Bm}) . The boundary of the transmitter is partitioned into m segments, each of width three, and accordingly, the collector has m segments, each of width B . The ends of the segments are connected by a fat edge in circular order. Hence, there is fat edge (u_{3i}, v_{Bi}) for $i = 1, \dots, m$.

For each element of A there is a splitter P_a with center c_a and $a+1$ satellites at distance two from the center, i.e., each satellite has a connector on the path to c_a . In [50], the satellites are at distance one from the center. We connect one satellite of each splitter with the transmitter center c_T and the remaining satellites with the collector center c_C . Hence, there is a path of length six from c_T via each c_a to c_C .

Since 3-PARTITION is strongly NP-hard, all numbers $a \in A$ can be given in unary encoding, such that G_I has polynomial size and can be constructed in polynomial time.

For the correctness of the reduction we follow the arguments given in [50]. However, we use K_5 instead of K_6 as a fat edge, and sector triangles and satellites at distance two from the center of each splitter.

If the instance of 3-PARTITION has a solution, then the transmitter, collector and regions are drawn as illustrated in Fig. 13. The splitters of a 3-set with $a_1 + a_2 + a_3 = B$ appear in one region and between the outer boundaries of the transmitter and the collector. Since each sector of the collector has B sectors, we can put a single satellite in each sector triangle and obtain a 1-planar drawing.

Conversely, suppose there is a fan-crossing free drawing of G_I , where the drawing is on the sphere. As in [50], we place c_T at the North Pole and c_C at the South Pole. A *meridian path* M_i is a path of five fat edges between the centers of the transmitter and the collector through the vertices u_{3i} and v_{Bi} on the boundaries, for $i = 1, \dots, m$. Each meridian path also contains a unique path of length five from c_T to c_C . A *splitter path* $SP_a = (c_T, a_T, a'_T, c_a, a'_C, a_C, c_C)$ is a path of length six between the centers of the transmitter and the collector

via the center of a splitter P_a , such that a_T and a_C are satellites of P_a and a'_T and a'_C are vertices between a_T and c_a and c_a and c_C , respectively. Note that there is a splitter path from c_C through a_C and c_a for a vertices and there is a single path from c_T through a_T to c_a .

From now on assume that we are given a fan-crossing free embedding of G_I . First, observe, that two meridian paths P and P' do not cross, i.e., there is no crossing of two edges e and e' , where e is in the subgraph induced by P and e' is in the subgraph induced by P' . Edges e and e' belong to two distinct K_5 , and a fan-crossing is unavoidable by the uniqueness of a fan-crossing free embedding of K_5 from Lemma 4 if P and P' cross.

Second, a meridian path P and a splitter path SP_a do not cross. Towards a contradiction, suppose that edge e of SP_a crosses an edge f of some fat edge of P . Each splitter path must cross the boundaries of the transmitter and the collector, which needs a path of length at least four. If, in addition, an edge of a K_5 is crossed, then at least four more edge is needed. However, splitter paths are tight and have length six.

In consequence, we can follow the arguments given by Grigoriev and Bodlaender. Two successive meridian paths M_i and M_{i+1} define a face, so that there is a cyclic ordering of faces according to the circuits of the boundaries of the transmitter and the collector. In consequence, there is a unique way to draw the transmitter around the North Pole, and similarly, there is a unique way to draw the collector around the South Pole.

We now consider the drawing of splitters. Each splitter path has length six. It takes a fan-crossing free path of length at least three from the center of the transmitter to cross the the inner and outer circuit including the diagonal, and similarly for the collector. Hence, the center c_a of a splitter must be placed between the outer circuits from c_T and c_C .

In consequence, each satellite is placed in a sector triangle and each connector in an outer triangle. Then there is at most one satellite in each sector triangle; otherwise there is a fan crossing, since the edges to the satellites are incident to the centers c_T and c_C of the transmitter and collector, respectively.

Hence, for each region, we have exactly three splitters, which each have one satellite in a sector triangle, and there is at most one satellite in each of the B sector triangles of the region (face) of the collector. Since we have Bm such paths, each face must contain exactly three splitters with exactly B paths between the splitter centers and the South Pole, which implies that the instance I has a solution. \square

The recognition problem for fan-crossing free graphs with a fixed rotation system is also NP-complete. Here, a graph is given with a rotation system describing the cyclic ordering of the edges incident to each vertex. Therefore, we can modify the proof of [16] for the NP-completeness of recognizing 1-planar graphs with a rotation system in a similar way as in the proof of Theorem 8.

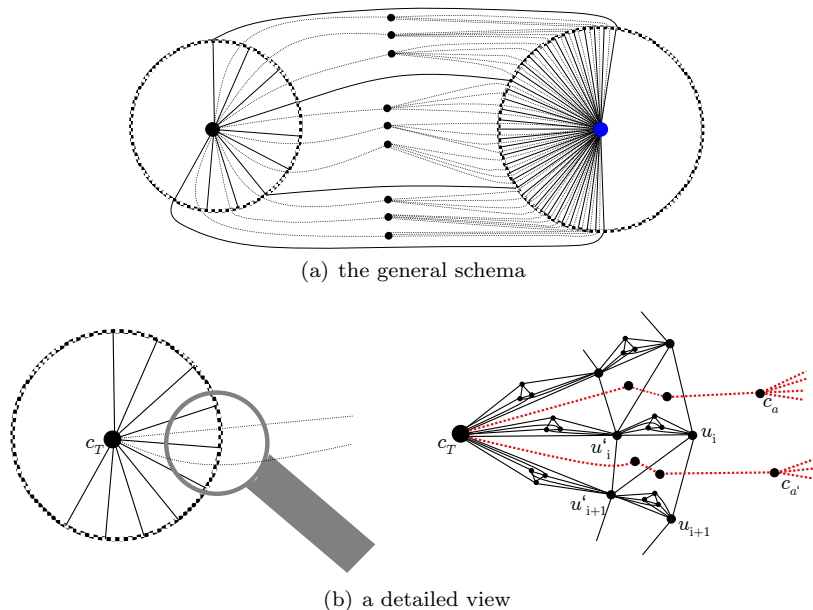


Figure 13: Illustration of graph G_I for the NP-reduction

5. Conclusion

In this work, we have shown that the fan-crossing free graphs are incomparable with the fan-crossing, 2-planar, and 1-gap-planar graphs, respectively. There were not listed in the table of relationships in [40]. It remains to show that there are fan-crossing free graphs that are not quasi-planar graphs. Moreover, we have added fan-crossing free graphs to the list of beyond-planar graph classes with an NP-complete recognition problem, which was open so far [40].

We have shown a closure resp. non-closure of graph classes under subdivision, node-to-circle expansion, and path-addition, respectively, and have introduced the notion of universality, which is used for a specification of beyond-planarity.

Many new graph classes can be defined by the intersection of two (or more) graph classes or by combining the respective properties in a drawing. Such "double" classes are largely unexplored, as remarked in [40]. Some facts are known about 1-planar and RAC graphs, where IC-planar combines both properties [33]. However, there are graphs that are 1-planar and RAC and are not IC-planar, for example, n -vertex tiles, which have too many edges for IC-planarity. There are NIC-planar that are 1-planar and not RAC [17]. On the other hand, n -vertex RAC graphs with $4n - 10$ edges [45] and n -vertex fan-crossing free graphs with $4n - 8$ edges [37] are 1-planar. There are non 1-planar graphs that are both fan-crossing and fan-crossing free [28]. As last, the 2-planar fan-crossing graphs are characterized as 5-map graph if the graphs are clique augmented [31].

How shall we draw fan-crossing free graphs? What are their stack and queue numbers? How are fan-crossing free graphs related to classes of graphs that are defined by visibility representations [38, 48]? There are partial answers to these questions for 1-planar graphs [6, 7, 19, 26, 30].

6. Acknowledgements

I wish to thank Therese Biedl for point out the simple box-visibility representation, and to Michael Bekos for drawing my attention to the crossing number of cube-connected cycles.

References

- [1] E. Ackerman. On topological graphs with at most four crossings per edge. *Comput. Geom.*, 85, 2019.
- [2] E. Ackerman, J. Fox, J. Pach, and A. Suk. On grids in topological graphs. *Comput. Geom.*, 47(7):710–723, 2014.
- [3] E. Ackerman and G. Tardos. On the maximum number of edges in quasi-planar graphs. *J. Comb. Theory, Ser. A*, 114(3):563–571, 2007.
- [4] P. K. Agarwal, B. Aronov, J. Pach, R. Pollack, and M. Sharir. Quasi-planar graphs have a linear number of edges. *Combinatorica*, 17(1):1–9, 1997.
- [5] M. Ajtai, V. Chvátal, M. M. Newborn, and E. Szemerédi. Crossing-free subgraphs. In *Ann. Discrete Math.*, volume 12, pages 9–12. North-Holland, Amsterdam, 1982.
- [6] M. J. Alam, F. J. Brandenburg, and S. G. Kobourov. Straight-line drawings of 3-connected 1-planar graphs. In S. Wismath and A. Wolff, editors, *Proc. GD 2013*, volume 8242 of *LNCS*, pages 83–94. Springer, 2013.
- [7] M. J. Alam, F. J. Brandenburg, and S. G. Kobourov. On the book thickness of 1-planar graphs. Technical Report abs/1510.05891 [cs.DS], Computing Research Repository (CoRR), February 2016.
- [8] M. Albertson. Chromatic number, independence ratio, and crossing number. *Ars Math. Contemp.*, 1(1):1–6, 2008.
- [9] P. Angelini, M. A. Bekos, F. J. Brandenburg, G. Da Lozzo, G. Di Battista, W. Didimo, M. Hoffmann, G. Liotta, F. Montecchiani, I. Rutter, and C. D. Tóth. Simple k -planar graphs are simple $(k+1)$ -quasiplanar. *J. Combin. Theory, Ser. B*, 142:1–35, 2020.
- [10] P. Angelini, M. A. Bekos, M. Kaufmann, and T. Schneck. Low-degree graphs beyond planarity. In T. Biedl and A. Kerren, editors, *Proc. GD 2018*, volume 11282 of *Lecture Notes in Computer Science*, pages 630–632. Springer, 2018.

- [11] P. Angelini, M. A. Bekos, M. Kaufmann, and T. Schneck. Efficient generation of different topological representations of graphs beyond-planarity. In D. Archambault and C. D. Tóth, editors, *Proc. GD 2019*, volume 11904 of *Lecture Notes in Computer Science*, pages 253–267. Springer, 2019.
- [12] P. Angelini, L. Cittadini, W. Didimo, F. Frati, G. D. Battista, M. Kaufmann, and A. Symvonis. On the perspectives opened by right angle crossing drawings. *J. Graph Algorithms Appl.*, 15(1):53–78, 2011.
- [13] E. N. Argyriou, M. A. Bekos, and A. Symvonis. The straight-line RAC drawing problem is NP-hard. *J. Graph Algorithms Appl.*, 16(2):569–597, 2012.
- [14] C. Auer, C. Bachmaier, F. J. Brandenburg, W. Brunner, and A. Gleißner. Data structures and their planar graph layouts. *J. Graph Algorithms Appl.*, 22(2):207–237, 2018.
- [15] C. Auer, C. Bachmaier, F. J. Brandenburg, A. Gleißner, K. Hanauer, D. Neuwirth, and J. Reislhuber. Outer 1-planar graphs. *Algorithmica*, 74(4):1293–1320, 2016.
- [16] C. Auer, F. J. Brandenburg, A. Gleißner, and J. Reislhuber. 1-planarity of graphs with a rotation system. *J. Graph Algorithms Appl.*, 19(1):67–86, 2015.
- [17] C. Bachmaier, F. J. Brandenburg, K. Hanauer, D. Neuwirth, and J. Reislhuber. NIC-planar graphs. *Discrete Appl. Math.*, 232:23–40, 2017.
- [18] S. W. Bae, J. Baffier, J. Chun, P. Eades, K. Eickmeyer, L. Grilli, S. Hong, M. Korman, F. Montecchiani, I. Rutter, and C. D. Tóth. Gap-planar graphs. *Theor. Comput. Sci.*, 745:36–52, 2018.
- [19] M. A. Bekos, T. Bruckdorfer, M. Kaufmann, and C. N. Raftopoulou. The book thickness of 1-planar graphs is constant. *Algorithmica*, 79(2):444–465, 2017.
- [20] M. A. Bekos, S. Cornelsen, L. Grilli, S. Hong, and M. Kaufmann. On the recognition of fan-planar and maximal outer-fan-planar graphs. *Algorithmica*, 79(2):401–427, 2017.
- [21] F. Bernhart and P. C. Kainen. The book thickness of a graph. *J. Combin. Theory, Ser. B*, 27(3):320–331, 1979.
- [22] T. C. Biedl and M. Kaufmann. Area-efficient static and incremental graph drawings. In R. E. Burkard and G. J. Woeginger, editors, *Proc. ESA 1997*, volume 1284 of *Lecture Notes in Computer Science*, pages 37–52. Springer, 1997.
- [23] T. C. Biedl, B. Madden, and I. G. Tollis. The three-phase method: A unified approach to orthogonal graph drawing. *Int. J. Comput. Geom. Appl.*, 10(6):553–580, 2000.

- [24] C. Binucci, E. Di Giacomo, W. Didimo, F. Montecchiani, M. Patrignani, A. Symvonis, and I. G. Tollis. Fan-planarity: Properties and complexity. *Theor. Comput. Sci.*, 589:76–86, 2015.
- [25] R. Bodendiek, H. Schumacher, and K. Wagner. Über 1-optimale Graphen. *Mathematische Nachrichten*, 117:323–339, 1984.
- [26] F. J. Brandenburg. 1-visibility representation of 1-planar graphs. *J. Graph Algorithms Appl.*, 18(3):421–438, 2014.
- [27] F. J. Brandenburg. A first order logic definition of beyond-planar graphs. *J. Graph Algorithms Appl.*, 22(1):51–66, 2018.
- [28] F. J. Brandenburg. On fan-crossing and fan-crossing free graphs. *Inf. Process. Lett.*, 138:67–71, 2018.
- [29] F. J. Brandenburg. Recognizing optimal 1-planar graphs in linear time. *Algorithmica*, 80(1):1–28, 2018.
- [30] F. J. Brandenburg. T-shape visibility representations of 1-planar graphs. *Comput. Geom.*, 69:16–30, 2018.
- [31] F. J. Brandenburg. Characterizing 5-map graphs by 2-fan-crossing graphs. *Discret. Appl. Math.*, 268:10–20, 2019.
- [32] F. J. Brandenburg. On fan-crossing graphs. *Theor. Comput. Sci.*, 841:39–49, 2020.
- [33] F. J. Brandenburg, W. Didimo, W. S. Evans, P. Kindermann, G. Liotta, and F. Montecchianti. Recognizing and drawing IC-planar graphs. *Theor. Comput. Sci.*, 636:1–16, 2016.
- [34] F. J. Brandenburg, D. Eppstein, A. Gleißner, M. T. Goodrich, K. Hanauer, and J. Reislhuber. On the density of maximal 1-planar graphs. In M. van Kreveld and B. Speckmann, editors, *Proc. GD 2012*, volume 7704 of *LNCS*, pages 327–338. Springer, 2013.
- [35] F. J. Brandenburg, A. Esch, and D. Neuwirth. Path-additions. *CoRR*, abs/1605.02891, 2016.
- [36] F. J. Brandenburg, A. Esch, and D. Neuwirth. On aligned bar 1-visibility graphs. *J. Graph Algorithms Appl.*, 21(5):281–312, 2017.
- [37] O. Cheong, S. Har-Peled, H. Kim, and H. Kim. On the number of edges of fan-crossing free graphs. *Algorithmica*, 73(4):673–695, 2015.
- [38] A. M. Dean, W. Evans, E. Gethner, J. D. Laison, M. A. Safari, and W. T. Trotter. Bar k -visibility graphs. *J. Graph Algorithms Appl.*, 11(1):45–59, 2007.

- [39] W. Didimo, P. Eades, and G. Liotta. Drawing graphs with right angle crossings. *Theor. Comput. Sci.*, 412(39):5156–5166, 2011.
- [40] W. Didimo, G. Liotta, and F. Montecchiani. A survey on graph drawing beyond planarity. *ACM Comput. Surv.*, 52(1):4:1–4:37, 2019.
- [41] R. Diestel. *Graph Theory*. Springer, 2000.
- [42] M. B. Dillencourt, D. Eppstein, and D. D. Hirschberg. Geometric thickness of complete graphs. *J. Graph Algorithms Appl.*, 4(3):5–15, 2000.
- [43] V. Dujmovic, G. Joret, P. Micek, P. Morin, T. Ueckerdt, and D. R. Wood. Planar graphs have bounded queue-number. *J. ACM*, 67(4):22:1–22:38, 2020.
- [44] V. Dujmovic and D. R. Wood. Stacks, queues and tracks: Layouts of graph subdivisions. *Discrete Mathematics & Theoretical Computer Science*, 7(1):155–202, 2005.
- [45] P. Eades and G. Liotta. Right angle crossing graphs and 1-planarity. *Discrete Applied Mathematics*, 161(7-8):961–969, 2013.
- [46] M. Eiglsperger, S. P. Fekete, and G. W. Klau. Orthogonal graph drawing. In M. Kaufmann and D. Wagner, editors, *Drawing Graphs, Methods and Models*, volume 2025 of *Lecture Notes in Computer Science*, pages 121–171. Springer, 1999.
- [47] D. Eppstein, P. Kindermann, S. G. Kobourov, G. Liotta, A. Lubiw, A. Maignan, D. Mondal, H. Vosoughpour, S. Whitesides, and S. K. Wismath. On the planar split thickness of graphs. *Algorithmica*, 80(3):977–994, 2018.
- [48] W. S. Evans, M. Kaufmann, W. Lenhart, T. Mchedlidze, and S. K. Wismath. Bar 1-visibility graphs vs. other nearly planar graphs. *J. Graph Algorithms Appl.*, 18(5):721–739, 2014.
- [49] M. R. Garey and D. S. Johnson. *Computers and Intractability; A Guide to the Theory of \mathcal{NP} -Completeness*. Freeman, 1979.
- [50] A. Grigoriev and H. L. Bodlaender. Algorithms for graphs embeddable with few crossings per edge. *Algorithmica*, 49(1):1–11, 2007.
- [51] J. L. Gross and J. Yellen. *Graph Theory and Its Applications*. CRC Press, 1999.
- [52] H. Harborth and I. Mengersen. Drawings of the complete graph with maximum number of crossings. *Congressus Numerantium*, 88:225–228, 1992.
- [53] S. Hong and T. Tokuyama, editors. *Beyond Planar Graphs, Communications of NII Shonan Meetings*. Springer, 2020.

- [54] J. P. Hutchinson, T. Shermer, and A. Vince. On representations of some thickness-two graphs. *Computational Geometry*, 13:161–171, 1999.
- [55] M. Kaufmann and T. Ueckerdt. The density of fan-planar graphs. Technical Report arXiv:1403.6184 [cs.DM], Computing Research Repository (CoRR), March 2014.
- [56] D. Kleitman. The crossing number of $K_{5,n}$. *J. Combin. Theory*, 9:315–323, 1970.
- [57] S. G. Kobourov, G. Liotta, and F. Montecchiani. An annotated bibliography on 1-planarity. *Computer Science Review*, 25:49–67, 2017.
- [58] V. P. Korzhik and B. Mohar. Minimal obstructions for 1-immersion and hardness of 1-planarity testing. *J. Graph Theor.*, 72:30–71, 2013.
- [59] F. T. Leighton. *Complexity Issues in VLSI Optimal Layouts for the Shuffle-Exchange Graph and other Network*. The MIT Press, Cambridge, 1983.
- [60] F. T. Leighton. *Introduction to Parallel Algorithms and Architectures Arrays, Trees, Hypercubes*. Morgan Kaufmann Publishers, San Francisco, 1992.
- [61] G. Liotta and F. Montecchiani. L-visibility drawings of IC-planar graphs. *Inf. Process. Lett.*, 116(3):217–222, 2016.
- [62] S. Pan and R. B. Richter. The crossing number of K_{11} is 100. *J. Graph Theory*, 56(2):128–134, 2007.
- [63] A. Papakostas and I. G. Tollis. Algorithms for area-efficient orthogonal drawings. *Comput. Geom.*, 9(1-2):83–110, 1998.
- [64] Y. Suzuki. Re-embeddings of maximum 1-planar graphs. *SIAM J. Discr. Math.*, 24(4):1527–1540, 2010.
- [65] O. Sýkora and I. Vrto. On crossing numbers of hypercubes and cube connected cycles. *BIT Comput. Sci. Sect.*, 33(2):232–237, 1993.
- [66] L. G. Valiant. Universality considerations in VLSI circuits. *IEEE Trans. Computers*, 30(2):135–140, 1981.
- [67] M. Yannakakis. Embedding planar graphs in four pages. *J. Comput. System. Sci.*, 31(1):36–67, 1989.