

Stochastic gradient descent with random learning rate

Daniele Musso*

*Departamento de Física de Partículas,
Universidade de Santiago de Compostela*

*Instituto Galego de Física de Altas Enerxías (IGFAE)
E-15782 Santiago de Compostela, Spain*

and

Inovalabs Digital S.L. (TECHEYE), E-36202 Vigo, Spain

Abstract

We propose to optimize neural networks with a uniformly-distributed random learning rate. The associated stochastic gradient descent algorithm can be approximated by continuous stochastic equations and analyzed with the Fokker-Planck formalism. In the small learning rate approximation, the training process is characterized by an effective temperature which depends on the average learning rate, the mini-batch size and the momentum of the optimization algorithm. By comparing the random learning rate protocol with cyclic and constant protocols, we suggest that the random choice is generically the best strategy in the small learning rate regime, yielding better regularization without extra computational cost. We provide supporting evidence through experiments on both shallow, fully-connected and deep, convolutional neural networks for image classification on the MNIST and CIFAR10 datasets.

*daniele.musso@usc.es, d.musso@inovalabs.es, mudaniele@yahoo.com

Contents

1	Introduction	2
2	Stochastic equations for SGD with random learning rate	3
2.1	Fokker-Planck analysis	4
3	Experiments	5
3.1	Equivalence of random, cyclic and constant learning rates on MNIST	6
3.2	Enhanced regularization on CIFAR10	9
3.3	Effective temperature to characterize different trainings	9
4	Discussion	10
5	Acknowledgements	11
A	Diffusion matrix	12
B	Adopted neural networks	13
B.1	Model 1: bi-layer perceptron	13
B.2	Model 2: deep convolutional network	13
B.3	Model 3: VGG16, very deep convolutional network	13

1 Introduction

The stochastic gradient descent (SGD) algorithm is a keystone for neural network training and machine learning at large. Its simplicity, robustness and regularization effect are crucial strengths which make SGD a standard optimization algorithm in a wide range of applications, often outperforming more sophisticated approaches. Besides, SGD allows for statistical mechanics treatments, such as an approximate description in terms of continuous stochastic processes [1] and the Fokker-Planck equation [2]. Thereby, SGD provides a privileged access to the theoretical description of the learning dynamics in neural networks [3].

SGD has a parameter controlling the rate at which the state of the neural network is updated at each optimization step. This is the *learning rate*. In the simplest implementations of SGD, the learning rate is constant in time. However, one can consider time schedulings where the learning rate varies throughout the optimization process. For instance, cyclic protocols where the learning rate is modulated by a cosine have been recently proposed [4, 5]. Such cyclic protocols can be thought of as interpolating procedures between two limiting situations: a constant learning rate (in the infinite period limit), and a uniformly random learning rate (in a sort of zero period limit). This latter constitutes the main focus of the present analysis.

On the practical side, we provide evidence that all the above mentioned learning protocols perform in an equivalent manner on the simplest problems and in the small learning rate regime. This is corroborated by numerical experiments on both a fully-connected, bi-layer perceptron and on a deep convolutional neural network employed for image classification on the MNIST dataset [6]. However, as soon as the complexity of the task is increased, the experiments indicate that the random protocol performs better than the constant protocol and it is as good as the best among the cyclic protocols. Thus, the random learning rate strategy proves to be practically equivalent to a cyclic protocol where the period has been fine tuned to yield the best results. We support this with image classification experiments on the CIFAR10 dataset with a VGG16 (very) deep neural network [7].

On the theoretical side, we extend the Fokker-Planck analysis to encompass the cases with random learning rate. By so doing, we define an effective temperature in terms of the average learning rate, the size of the mini-batches and the momentum. Assuming that equilibrium were reached as the result of the learning process, the effective temperature would control the eventual probability distribution of the state of the trained network. Such equilibrium hypothesis is debated in the literature [2], and should probably be avoided. Nevertheless, we experimentally observe that the effective temperature offers a useful handle to classify not only the result of the training but the training process itself. Specifically, the experiments performed on both shallow and deep cases confirm the practical equivalence among different choices of the learning parameters (*i.e.* average learning rate, mini-batch size and momentum) as long as they correspond to the same effective temperature.

The paper is structured as follows. In Section 2 we describe the SGD algorithm with random learning rate, and illustrate its approximate analysis in terms of continuous stochastic equations and the Fokker-Planck formalism. In Section 3 we describe the models and the numerical experiments performed to check the theoretical expectations. We conclude in Section 4 with some final remarks and questions for future work.

2 Stochastic equations for SGD with random learning rate

Throughout the training, the weight vector \mathbf{x} encoding the internal state of the neural network is updated following the step-wise SGD rules

$$\mathbf{v}_{k+1} = \mu \mathbf{v}_k - \alpha \nabla_{(\mathbf{x})} f_{\Gamma}(\mathbf{x}_k) , \quad (1)$$

$$\mathbf{x}_{k+1} = \mathbf{x}_k + l \mathbf{v}_{k+1} , \quad (2)$$

where the latin sub-indexes label the discretized time, \mathbf{v} is the velocity, μ is the momentum, f_{Γ} is the loss function evaluated on a sampled mini-batch Γ , $\nabla_{(\mathbf{x})}$ is the gradient with respect to the weights \mathbf{x} , α is a random variable uniformly distributed in the interval $[0, 1]$ and l controls the update rate of \mathbf{x} . Note that l would be the usual learning rate if α were constant and equal to 1.

The SGD updating rules (1) and (2) can be rewritten as follows

$$\mathbf{v}_{k+1} - \mathbf{v}_k = -l \left[\frac{1-\mu}{l} \mathbf{v}_k + \frac{1}{l} \nabla_{(\mathbf{x})} f(\mathbf{x}_k) \right] + \boldsymbol{\xi}(\mathbf{x}_k) , \quad (3)$$

$$\mathbf{x}_{k+1} - \mathbf{x}_k = l \mathbf{v}_{k+1} , \quad (4)$$

where f is the loss function on the whole training dataset¹, and $\boldsymbol{\xi}$ is the random vector

$$\boldsymbol{\xi}(\mathbf{x}) = \nabla_{(\mathbf{x})} f(\mathbf{x}) - \alpha \nabla_{(\mathbf{x})} f_{\Gamma}(\mathbf{x}) . \quad (6)$$

Observing (3), recall that the momentum $\mu \in [0, 1]$, so it leads to a positive friction coefficient $\gamma = \frac{1-\mu}{l}$. The covariance matrix of the random vector $\boldsymbol{\xi}$ is

$$\langle \boldsymbol{\xi}(\mathbf{x}) \boldsymbol{\xi}^T(\mathbf{y}) \rangle = \frac{1}{3C} \hat{D}(\mathbf{x}) \delta^{(n)}(\mathbf{x} - \mathbf{y}) , \quad (7)$$

¹ For later convenience, we introduce some useful notation:

$$f(\mathbf{x}) = \frac{1}{N} \sum_{\Gamma} f_{\Gamma} = \frac{1}{NC} \sum_{\Gamma} \sum_{j \in \Gamma} f_j(\mathbf{x}) = \frac{1}{N} \sum_{i=1}^N f_i(\mathbf{x}) , \quad (5)$$

where $N = NC$ is the total number of images in the training dataset, N is the number of mini-batches and C is the number of images for each mini-batch. The index Γ runs over the mini-batches.

where C is the mini-batch size and the diffusion matrix $\hat{D}(\mathbf{x})$ is introduced in (24). We denoted with n the number of the weights in the network, *i.e.* the dimensionality of \mathbf{x} . The angular brackets indicate averaging both with respect to the mini-batch sampling and on the random parameter α .

We consider the simplifying hypothesis of an isotropic diffusion matrix

$$\hat{D}(\mathbf{x}) = D \hat{I}_{n \times n} , \quad (8)$$

where D is a number and $\hat{I}_{n \times n}$ is the n -dimensional identity matrix. It must be stressed that the isotropic hypothesis (8) is *not* an assumption to be taken lightly. [2] argues that the generic case entails non-isotropic diffusion matrices, especially in dealing with deep neural networks. Despite this, we show that the isotropic assumption does not spoil the practical utility of the present analysis.

Relying on [1], the stochastic process (3) and (4) can be approximated by the continuous stochastic system of equations

$$\frac{d\mathbf{V}}{dt} = -\frac{1-\mu}{l} \mathbf{V} - \nabla_{(\mathbf{X})} f(\mathbf{X}) + \sqrt{\frac{D(\mathbf{X})}{3C}} \frac{d\mathbf{W}}{dt} , \quad (9)$$

$$\frac{d\mathbf{X}}{dt} = \mathbf{V} , \quad (10)$$

where \mathbf{W} represents a Wiener process corresponding to noise. A couple of comments are in order. The stochastic system (9) and (10) approximates the discrete stochastic process (3) and (4) in an order 1 weak distributional sense, as proved in [1], where the order of the approximation refers to the time step $dt = l$. Higher order approximations, l^n , are possible if one consider the Euler-Maruyama discretization and matches the moments [1]. We therefore expect the present analysis to work in the small learning rate limit $l \ll 1$.

The random variable \mathbf{W} encodes gradient noise and is assumed to be normally distributed, such hypothesis is common in the literature. Nonetheless, this is another assumption not to be taken lightly. Non-trivial correlations deviating from Gaussianity are a typical feature in machine learning.² Assuming Gaussian noise is possibly interpretable as a kind of mean field approximation whose validity should be nevertheless taken with a critical attitude.

2.1 Fokker-Planck analysis

Consider the phase space probability density $\rho(\mathbf{V}, \mathbf{X}, t)$ where the random variables \mathbf{X} and \mathbf{V} represent a vector position and a velocity respectively. Because of the conservation of the total probability, ρ obeys the generalized continuity equation

$$\frac{\partial}{\partial t} \rho(\mathbf{V}, \mathbf{X}, t) + \nabla_{(\mathbf{X})} \cdot \left[\frac{d\mathbf{X}}{dt} \rho(\mathbf{V}, \mathbf{X}, t) \right] + \nabla_{(\mathbf{V})} \cdot \left[\frac{d\mathbf{V}}{dt} \rho(\mathbf{V}, \mathbf{X}, t) \right] = 0 . \quad (11)$$

We indicate with $P(\mathbf{V}, \mathbf{X}, t) = \langle \rho(\mathbf{V}, \mathbf{X}, t) \rangle$ the average of the probability density over many realization of the random noise and the random learning parameter α . By a standard analysis, P obeys a Fokker-Planck equation which, using (9) and (10), assumes the following explicit form:

$$\frac{\partial P}{\partial t} = -\nabla_{(\mathbf{X})} \cdot (\mathbf{V} P) - \nabla_{(\mathbf{V})} \cdot \left[\left(\frac{\mu-1}{l} \mathbf{V} - \nabla_{(\mathbf{X})} f \right) P \right] + \frac{1}{6} \frac{D}{C} \nabla_{(\mathbf{V})}^2 P . \quad (12)$$

²For instance, the weights of a neural network are generically non-Gaussian, especially after being trained.

If one assumes to be at equilibrium, then $\frac{\partial P}{\partial t} = 0$. The Fokker-Planck equation reduces to

$$-\nabla_{(X)} \cdot (\nabla_{(V)} H P) - \nabla_{(V)} \cdot \left\{ \left[\frac{\mu-1}{l} \nabla_{(V)} H - \nabla_{(X)} f \right] P \right\} + \frac{1}{6} \frac{D}{C} \nabla_{(V)}^2 P = 0 , \quad (13)$$

where we have introduced the Hamiltonian

$$H(\mathbf{V}, \mathbf{X}) = \frac{1}{2} \mathbf{V} \cdot \mathbf{V} + f(\mathbf{X}) , \quad (14)$$

and used $\mathbf{V} = \nabla_V H$. This Hamiltonian generates the conservative and deterministic part of the dynamical equation (9).

Consider the following manipulations

$$\begin{aligned} & -\nabla_{(X)} \cdot (\nabla_{(V)} H P) + \nabla_{(V)} \cdot (\nabla_{(X)} f P) \\ &= -(\nabla_{(V)} H) \cdot (\nabla_{(X)} P) + (\nabla_{(X)} H) \cdot (\nabla_{(V)} P) = 0 , \end{aligned} \quad (15)$$

where we have used $\nabla_{(V)} \cdot \nabla_{(X)} H = 0$ and assumed $P = P(H)$. Using (15), the equilibrium Fokker-Planck equation (13) reduces to

$$\nabla_{(V)} \cdot \left\{ \mathbf{V} \left[\frac{\mu-1}{l} P - \frac{1}{6} \frac{D}{C} P' \right] \right\} = 0 , \quad (16)$$

and it is solved by

$$P = \frac{1}{Z} \exp \left[-\frac{6C(\mu-1)}{lD} H \right] , \quad (17)$$

where Z is a normalizing factor interpreted as a partition function. In fact, one can define the “free energy” potential

$$F = -T \log P = H - ST , \quad (18)$$

and have an effective thermodynamic interpretation of the equilibrium state where $S = -\log Z$ represents an entropy. We have thus identified an effective temperature

$$T = \frac{lD}{6C(\mu-1)} , \quad (19)$$

which depends on the (maximal) learning rate l , the mini-batch size C and the momentum μ .

The effective thermodynamic analysis in the presence of a random learning rate works in a similar way as in the case with constant learning rate.

3 Experiments

We consider three neural networks:

- **Model 1**, defined in B.1 is a bi-layer perceptron.
- **Model 2**, defined in B.2 is a deep convolutional network with two convolutional blocks followed by a fully connected classification layer. The convolutional kernel size is 3×3 throughout the entire network.
- **Model 3**, is the sixteen-layer VGG deep convolutional network introduced in [7].³

³We have used the vgg16 Pytorch implementation with pretrained weights on the ImageNet database [8].

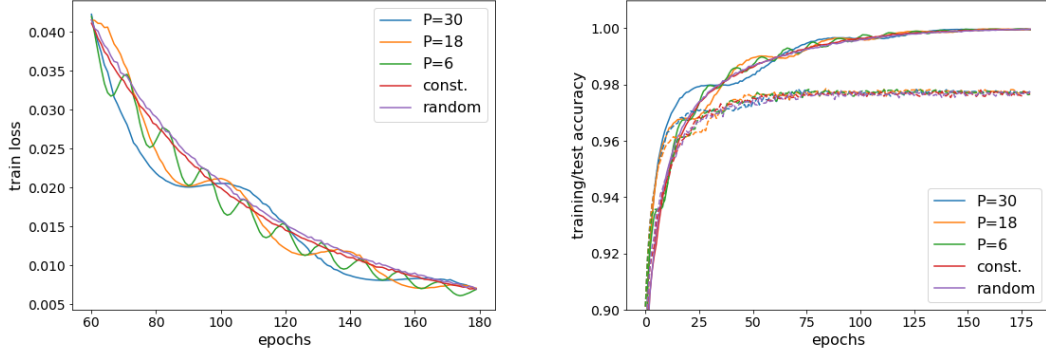


Figure 1: Comparison of different learning rate protocols in a bi-layer perceptron (Model 1) on MNIST with $l = 5 \cdot 10^{-3}$: constant learning rate; uniformly distributed random learning rate; cyclic learning rates with period of 6, 18, 30 epochs, respectively. The plots depict the training loss (left) and the training/test accuracy (right). Results have been obtained using mini-batch size $C = 256$, momentum $\mu = 0.9$, Nesterov acceleration and no weight decay regularization.

We compare different learning protocols, specifically:

1. The random learning rate described above.
2. A constant learning rate protocol.
3. Three cyclic, cosinusoidal protocols with periods $P \in \{6, 18, 30\}$ defined by

$$l_\tau = l \left[1 + \cos \left(\frac{\pi \tau}{P} \right) \right] , \quad (20)$$

where τ counts the number of completed training epochs.⁴

3.1 Equivalence of random, cyclic and constant learning rates on MNIST

We first consider an individual training example on MNIST for each protocol and show them in Figure 1 and Figure 2. In each figure, all the training instances depicted correspond to the same mean value l of the learning rate. This means that, during all training instances, the weights are on average updated according to $-l \nabla_{(x)} f_\Gamma(\mathbf{x})$ for each sampled mini-batch Γ . The average l coincides with the learning rate value of the constant protocol.

Figure 1 and Figure 2 show that all the tested learning protocols proved to be equivalent to practical purposes on MNIST. More specifically, the trainings have all reached equivalent levels of training loss, train accuracy and test accuracy. Thus, the methods entails here no advantage as the minimization process is concerned, nor they differ in the regularization effect. In fact, the training/test accuracy results on MNIST show no difference concerning the amount of overfitting. These observations apply to both the shallow and the deep case in the small learning

⁴The symbol P has two meanings throughout the paper, it denotes the phase space probability density $P(\mathbf{V}, \mathbf{X}, t)$ in the Fokker-Planck analysis of Subsection 2.1 and the period of the cyclic schedule everywhere else.

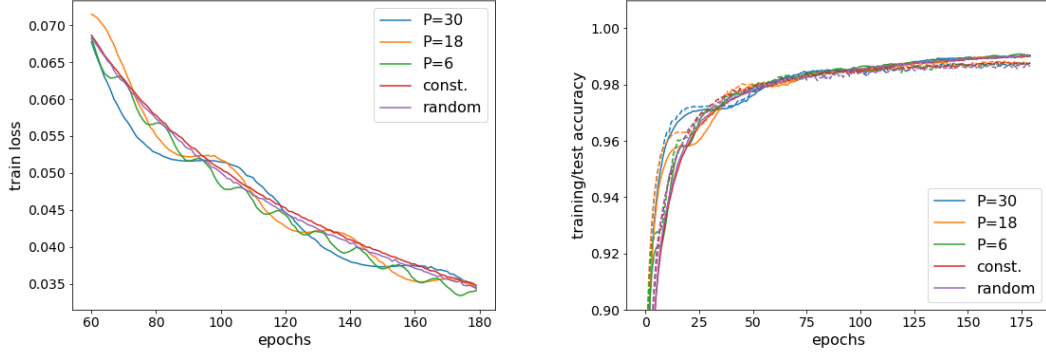


Figure 2: Comparison of different learning rate protocols in a convolutional deep network (Model 2) on MNIST with $l = 5 \cdot 10^{-5}$: constant learning rate; uniformly distributed random learning rate; cyclic learning rates with periods of 6, 18, 30 epochs. The plots depict the training loss (left) and the training/test accuracy (right). Results have been obtained using mini-batch size $C = 256$, momentum $\mu = 0.9$, Nesterov acceleration and weight decay $w = 10^{-3}$.

rate regime. Nonetheless, we anticipate that the situation changes when the complexity of the classification task is increased.

We then perform a more systematic analysis on MNIST, collecting the best test accuracy reached by both Model 1 and Model 2 (see Appendix B) over a series of training instances with different pseudo-random seeds. The results are reported in Figure 3.

Despite referring to different learning protocols, all the training instances compared with each other refer to the same value of the effective temperature (19). In particular, the constant and random protocols are approximated by analogous continuous stochastic processes (9), (10).⁵ A similar, though weaker, statement is true for the cyclic protocols as well, admitting that the continuous stochastic process is approximating the actual stochastic process only after averaging over many periods.

The higher order analysis performed in [1] offers a hint to explain why one is expected to see deviations as soon as the learning parameter l is increased. In our case, we do not expect the practical equivalence of the various learning protocols on MNIST to hold true at higher values of l . To have a finer approximation to the stochastic process (1), (2), the continuous system (9), (10) needs higher order terms in the learning rate l . Such terms would also affect the subsequent Fokker-Planck analysis. As a consequence, the role of l in setting the properties of the probability distribution of the network states (and thus the effective temperature T) can be modified once higher values of l are considered.

More specifically, [1] shows that the first non-trivial correction to the right hand side of (1) at higher order in l is⁶

$$-\frac{l}{4} \nabla_{(X)} f(\mathbf{X}) \cdot \nabla_{(X)} f(\mathbf{X}) . \quad (21)$$

For higher dimensional weight spaces the correction term (21) is expected to be bigger, so it is easier to exit the small rate regime. Even though a proper quantitative definition of the small

⁵There are differences at the level of the diffusion matrix (24) which are not important for the present discussion.

⁶[1] considers a case without momentum.

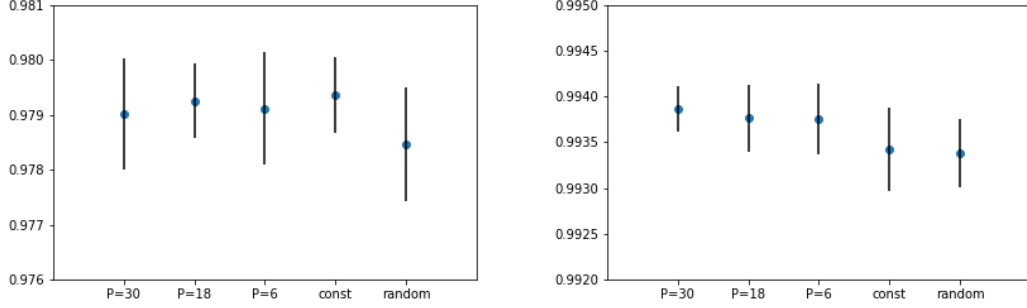


Figure 3: Comparison between the best test accuracy obtained on the MNIST dataset with different learning rate protocols in a bi-layer perceptron (Model 1, left plot) and in a deep convolutional network (Model 2, right plot). The error bars represent the standard deviation.

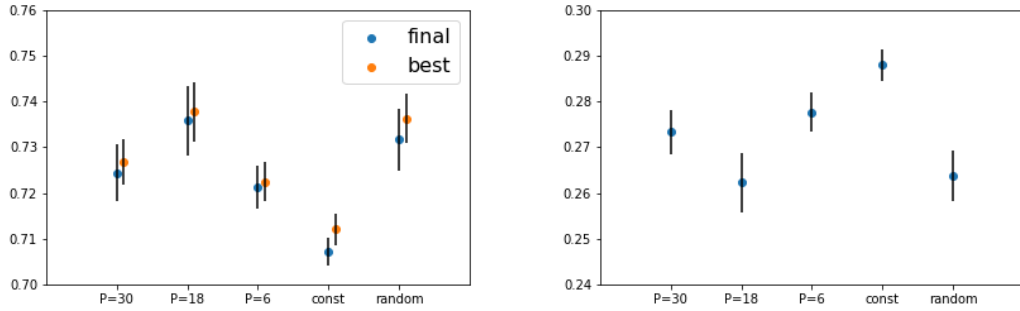


Figure 4: Left plot: Comparison between the final and best test accuracy obtained on the CIFAR10 dataset with the VGG16 architecture (Model 3) with different learning protocols; the error bars represent the standard deviation. The random protocol performs as the best among the cyclic protocols. Right plot: indicator of the overfitting from the difference between the training (in sample) and test (out of sample) accuracy for VGG16 on CIFAR10. The error bars descend from propagation of the standard deviations of the original data. This plot roughly reproduces the flipped trend of the left plot, meaning that the difference in performance of the various protocols is essentially due to a different regularization power.

rate regime would require knowledge of the actual gradient of the loss function throughout the dataset, we expect it to correspond to a stricter requirement in the case of deep architectures. We actually observed this fact directly: indeed, in order to show the practical equivalence among the different protocols on MNIST, the data collected with the deep network (Figure 2) required a value for l which is two orders of magnitude smaller than those collected with the bi-layer perceptron (Figure 1).

3.2 Enhanced regularization on CIFAR10

The results obtained on the CIFAR10 dataset have important differences from those obtained on MNIST. Mainly, the different learning protocols are here *not* practically equivalent among each others and the random protocol yields results which are as good as the best obtained with its cyclic competitors; the constant protocol proves instead to be the worst (see Figure 4). The fact that the random learning protocols performs as the best among the cyclic protocols suggests that it is equivalent to a cyclic protocol whose period is fine-tuned to be optimal. Thereby, the random strategy appears to reach optimality without requiring the extra parameter associated to the cyclic period P and its optimization.⁷

CIFAR10 leads to a more demanding classification task with respect to MNIST, this is one reason why we observe more sensitivity to regularization. In words, the model finds an increased difficulty in getting rid of irrelevant information during training (*i.e.* compression). Another reason comes from the architecture employed, *i.e.* VGG16, which is deeper and more complex than the models adopted for MNIST (Model 1 and Model 2). To verify that the different values for the test accuracy among the learning protocols is actually due to regularization effects, we plot the difference between the training and the test accuracy, see right plot in Figure 4; this provides a quantitative estimate of the overfitting amount. Since the overfitting data points reproduce approximately the same -flipped- behavior as the test accuracies, the variations in the latter are due to a different level of regularization.

Arguably, the results obtained on CIFAR10 with VGG16 refer to a generic family of classification tasks that are intrinsically more complicated than handwritten characters and which typically require the use of deep neural architectures. In this sense, the random protocol is likely to be an optimal strategy for a wide class of learning tasks.

3.3 Effective temperature to characterize different trainings

The effective temperature (19) provides a good criterion to characterize the training process and after training performance of the neural networks trained with random learning rate protocol. We remind the reader and stress that the effective temperature is in principle just an equilibrium property, and that equilibrium is a delicate assumption, to say the least. Nevertheless, the utility of the effective temperature to classify equivalent (in practice) training is apparent from the experiments. This could possibly hint that the conditions through training and at the end of it are those of a quasi-equilibrium.

To show the practical utility of the effective temperature, we consider distinct trainings associated with different values of the training parameters (the average learning rate l , the mini-batch size C and the momentum μ) but corresponding to the same value of the effective temperature (19). The data collected show that T is the relevant quantity to consider in order to classify the performance of different trainings. See Figures 5 and 6. Note that these results refer to both MNIST and CIFAR10 and to the three neural network architectures, that is, the bi-layer

⁷Such observation is particularly relevant because the cyclic protocol itself has been introduced as a “universal approach” which reduces the need to search for optimal training hyperparameters [4].

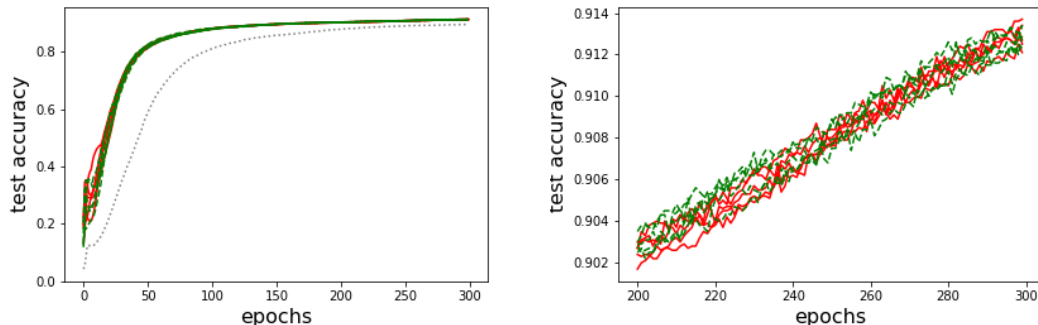


Figure 5: Equal temperature trainings of a shallow convolutional network (Model 1) on MNIST with the random learning rate protocol: red solid lines have been obtained with a mini-batch size $C = 60$ and maximum learning rate $l = 2 \cdot 10^{-4}$ while the green dashed lines correspond to $C = 30$ and $l = 1 \cdot 10^{-4}$. All trainings have been performed with zero momentum. The right plot is a zoomed version of the left plot. The pale gray, dotted line in the left plot represents a training instance with $C = 60$ and $l = 1 \cdot 10^{-4}$, which thus corresponds to a different temperature and is reported just as a counter-check.

perceptron (Model 1), the deep convolutional network (Model 2) and the very deep convolutional network VGG16 (Model 3).

4 Discussion

We considered a stochastic gradient descent algorithm with a random learning rate uniformly distributed in an interval. We characterized this training protocol both theoretically and experimentally, comparing it against alternative protocols where the learning rate is either constant or periodically modulated. We focused on the small learning rate regime, where the practical interest is higher and the theoretical modeling easier. We showed that the training and its performance can be compactly characterized by an effective temperature which is directly related to the training hyper-parameters (19).

The effective temperature is derived by means of an approximated and analytic treatment of the stochastic process associated to the SGD optimization algorithm. The theoretical analysis applies standard statistical physics methods (such as the stochastic equations for Wiener processes and the Fokker-Planck formalism) to the stochastic process associated to SGD with random learning rate. The source of noise is here twofold, from the mini-batch sampling and from the learning rate sampling, respectively. Nevertheless, the SGD with random learning rate admits a theoretical treatment analogous to the case of constant rate.

We provided experimental evidence that all the tested learning protocols are equivalent in performance on MNIST in the small learning rate regime. The results on CIFAR10 show instead a more complicated behavior where the different protocols perform differently. On the practical level, the experiments on CIFAR10 suggest that the random protocol is the best candidate among its competitors, proving to be equivalent to a cyclic protocol whose periodicity is fine-tuned to optimality. This statement refers to cases where the learning parameter is sufficiently small and is expected to apply to a wide family of image classification tasks addressed by means of deep neural architectures.

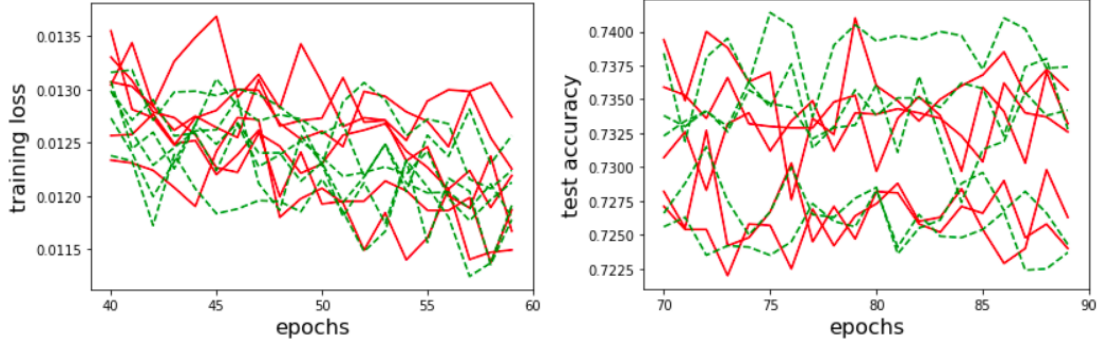


Figure 6: **Left:** Equal temperature trainings of a deep convolutional network (Model 2) on MNIST; red solid lines have been obtained with a mini-batch size $C = 60$ and momentum $\mu = 0.75$ while the green dashed lines correspond to $C = 30$ and $\mu = 0.5$. All trainings have been performed with a random learning rate uniformly distributed in the interval $[0, 0.005]$ and Nesterov acceleration. **Right:** Equal temperature trainings of VGG16 (Model 3) on CIFAR10; red solid lines have been obtained with a mini-batch size $C = 128$ and average learning rate $l = 0.00025$, their final mean and standard deviation are 0.73036 ± 0.00444 . The green dashed lines correspond to $C = 256$ and $l = 0.0005$, their final mean and standard deviation are 0.73002 ± 0.00526 . All trainings have been performed with momentum $\mu = 0.9$ and Nesterov acceleration.

One interesting and open question emerges from the utility of the effective temperature even outside of the assumptions needed for its derivation. Specifically, the isotropy of the diffusion matrix, the equilibrium condition and the Gaussianity of the gradient noise. The main future direction is to directly tackle such assumptions in order to possibly relax them and increase the reach and precision of the theoretical control over the SGD algorithm and its generalizations.

5 Acknowledgements

I would like to thank Amparo Alonso Betanzos, Nahuel Arrieta, Alberto Casal, Eva Cernadas García, Manuel Fernández Delgado, Stefano Gorla, Noelia Sánchez-Marroño, Andrea Mezzalana, Giorgio Musso, Natalia Nogueira and Maurice Weiler for interesting conversations, useful suggestions and support. A special thank to Hernán Serrano for his guidance in programming.

Part of the computing power needed for the project has been provided by the TechEye project at Inovalabs Digital S.L.

References

- [1] Q. Li, C. Tai, and W. E, “Dynamics of stochastic gradient algorithms,” *CoRR*, vol. abs/1511.06251, 2015.
- [2] P. Chaudhari and S. Soatto, “Stochastic gradient descent performs variational inference, converges to limit cycles for deep networks,” *CoRR*, vol. abs/1710.11029, 2017.

- [3] R. Shwartz-Ziv and N. Tishby, “Opening the black box of deep neural networks via information,” *CoRR*, vol. abs/1703.00810, 2017.
- [4] L. N. Smith, “Cyclical learning rates for training neural networks,” *CoRR*, vol. abs/1506.01186, 2015.
- [5] I. Loshchilov and F. Hutter, “SGDR: stochastic gradient descent with restarts,” *CoRR*, vol. abs/1608.03983, 2016.
- [6] Y. Lecun, L. Bottou, Y. Bengio, and P. Haffner, “Gradient-based learning applied to document recognition,” *Proceedings of the IEEE*, vol. 86, pp. 2278–2324, Nov 1998.
- [7] K. Simonyan and A. Zisserman, “Very Deep Convolutional Networks for Large-Scale Image Recognition,” *arXiv e-prints*, p. arXiv:1409.1556, Sept. 2014.
- [8] J. Deng, W. Dong, R. Socher, L.-J. Li, K. Li, and L. Fei-Fei, “Imagenet: A large-scale hierarchical image database,” in *2009 IEEE conference on computer vision and pattern recognition*, pp. 248–255, Ieee, 2009.

A Diffusion matrix

We consider the random vector

$$\boldsymbol{\xi}(\mathbf{x}) = \nabla_{(x)} f(\mathbf{x}) - \alpha \nabla_{(x)} f_{\Gamma}(\mathbf{x}) , \quad (22)$$

where the source of randomness is twofold: α is a random variable uniformly distributed in $[0, 1]$ and the mini-batch Γ is randomly sampled from the dataset. The loss associated to the mini-batch Γ is

$$f_{\Gamma}(\mathbf{x}) = \frac{1}{C} \sum_{j \in \Gamma} f_j(\mathbf{x}) , \quad (23)$$

where the index j runs over the elements of the mini-batch Γ and C is the mini-batch size.

The covariance matrix of $\boldsymbol{\xi}$ is given by

$$\begin{aligned} \Sigma(\mathbf{x}) &= \frac{1}{\mathcal{N}} \int_0^1 d\alpha \sum_{\Gamma}^N \left[\nabla_{(x)} f(\mathbf{x}) - \frac{\alpha}{C} \sum_{j \in \Gamma} \nabla_{(x)} f_j(\mathbf{x}) \right] \left[\nabla_{(x)} f(\mathbf{x}) - \frac{\alpha}{C} \sum_{k \in \Gamma} \nabla_{(x)} f_k(\mathbf{x}) \right]^T \\ &= \frac{1}{3C} \frac{1}{N} \sum_{\Gamma} \sum_{j \in \Gamma} \sum_{k \in \Gamma} \nabla_{(x)} f_j(\mathbf{x}) \nabla_{(x)} f_k(\mathbf{x})^T \\ &\equiv \frac{1}{3C} \hat{D}(\mathbf{x}) . \end{aligned} \quad (24)$$

In the last passage we have defined the diffusion matrix \hat{D} used in the main text. We have used

$$\langle \alpha \rangle_{\alpha} = \int_0^1 d\alpha \alpha = \frac{1}{2} , \quad (25)$$

$$\langle f_{\Gamma} \rangle_{\Gamma} = \frac{1}{\mathcal{N}} \sum_{\Gamma} f_{\Gamma} = f . \quad (26)$$

B Adopted neural networks

For the experiments on MNIST we considered a shallow, bi-layer perceptron (Subsection B.1) and a deep convolutional network (Subsection B.2). For both models we used ReLU activation functions and no dropout. The details of the architectures are given below.

For the experiments on CIFAR10 we adopted Model 3, Subsection B.3.

B.1 Model 1: bi-layer perceptron

layer type	in channels	out channels	
Linear	28^2	100	(27)
Linear	100	10	

B.2 Model 2: deep convolutional network

layer type	in channels	out channels	
Conv2d	1	64	(28)
Conv2d	64	64	
Maxpool			
Conv2d	64	128	
Conv2d	128	128	
Conv2d	128	128	
Maxpool			
Linear	$128 * 3 * 3$	10	

B.3 Model 3: VGG16, very deep convolutional network

Model 3 coincides with the VGG16 architecture and refer to [7] for its description. We used Pytorch implementation with weights pre-trained on ImageNet [8].