

II. RELATED WORK

Navigation among Movable Obstacles (NAMO) is the class of problems where the robot is allowed to move objects in its environment to perform its intended higher level task. This is especially useful in manipulation planning as in a cluttered environment the free space is extremely constrained and in most cases there is an absence of a collision free path from start to goal. However, NAMO is an NP-hard problem which can not be tackled through brute force [1] [2].

Modelling and solving manipulation planning in clutter as a motion planning problem is a difficult task owing to the high dimensional search space. As the objects are movable, their degrees of freedom become part of the search state thereby making the problem intractable through traditional planning techniques. Previous approaches made assumptions like predefining contact points and the final configurations of all movable objects [3][4][5] to help simplify the problem. Stilman et al. assumed monotone plans [6], which implies that if there exists a solution, it could be found by moving every obstacle at most once. While these assumptions ease the planning problem, they sacrifice completeness guarantees.

As discussed by Dogar et al. in [7], most of the initial approaches which aimed at rearranging clutter took an object centric approach [8][6]. They tried to move one object at a time while ensuring no contact was established with the other objects. Further, they restricted their interactions with the objects to purely prehensile maneuvers. These approaches proved highly inefficient and slow.

One of the first steps towards the use of non-prehensile maneuvers was taken by Mason and Lynch, who studied the mechanics of pushing. They developed a planner which could stably push objects [9][10]. Goyal et al predicted the effect of pushing through *limit surfaces* in [11]. More recent works tried to generalize the problem of rearranging clutter to non-prehensile actions [8][12][13]. Push grasping maneuvers were introduced in [14], which were later applied to cluttered environments to create collision free paths for the manipulator [8].

The usage of physics-based simulations in planning is heavily underutilized. The approach introduced in [7], uses physics-based simulations to precompute and cache robot-object interactions. However, they restrict object-object interactions to prevent online simulations and make the problem computationally tractable. [15] and [13] interleave a sampling-based kinodynamic motion planner with a physics-based simulator in an online fashion. They attempt to tackle the challenge of low fidelity in simulations, by accounting for the pose uncertainties of the interacted objects. The focus of our work is tangential. We aim to speed up planning when integrated with a slow but high fidelity simulator.

III. PROBLEM FORMULATION

Our domain consists of a robot manipulator \mathcal{R} of $d \in \mathbb{N}$ degrees of freedom and an environment consisting of n objects ($n \in \mathbb{N}$) represented by $\mathcal{O} = \{O_1, O_2 \dots O_n\}$. The state space of the robot is represented by $X_R \subset \mathbb{R}^d$. The set

of all actions it can execute, is defined by its action space \mathcal{A}_R . Similarly, every object $O_k \in \mathcal{O}$ has a state space $X_{O_k} \subset \mathbb{R}^3 \times SO_3$, defined by their position (x, y, z) and orientation (*roll, pitch, yaw*). Therefore, we can define the state space of the planner \mathcal{S} , as the Cartesian product of the spaces of the manipulator and the objects, $\mathcal{S} = X_R \times X_{O_1} \times X_{O_2} \dots \times X_{O_n}$. A state $s \in \mathcal{S}$ is given by $s = \{x_R, x_{O_1}, x_{O_2} \dots x_{O_n}\}$ where, $x_R \in X_R$ and $x_{O_k} \in X_{O_k}$.

A. Interaction Constraints

We define *interaction* as a collision between two rigid bodies (object-object or robot-object) that arises as a result of the robot's actions. It has to be noted that interactions are defined between pairs of bodies. In a case where three objects are colliding with each other simultaneously, we account for it as three different interactions.

The robot is allowed to interact with the objects in its environment subject to certain conditions. These conditions are referred to as *interaction constraints*. The constraints are defined with respect to the objects in the environment and when they are violated, they are said to be violated with respect to the object. These constraints can be used to determine the validity of an action $a \in \mathcal{A}_R$ taken from a state $s \in \mathcal{S}$. They could be formulated in different ways based on the problem we would like to address. Some examples include:

- Disallowing interactions with certain objects $O_k \in \mathcal{O}$.
- Disallowing interactions that cause certain objects $O_k \in \mathcal{O}$ to topple and fall over. A cup of coffee or a glass of water are examples of objects that we would not like to topple.

We provide a generic framework that is compatible with a wide array of constraints.

B. Problem Statement

To determine a path π defined as a sequence of robot states $x_R \in X_R$, that takes the robot from the initial state to a goal specified in the end-effector workspace X_G (usually a pregrasp location), while minimizing a cost function (path length) and respecting the interaction constraints.

Unlike previous approaches, our definition of goal places no constraints on the final configuration of the objects (except the target object, which is assumed to be fixed as the pregrasp location is static). This implies X_G represents a goal region, $X_G \subset \mathcal{S}$. This also increases the complexity of the problem as the search now has to reason about configurations of objects that do not hinder the robot from reaching any $x_G \in X_G$.

C. Assumptions

We classify interactions into two types, *first order* and *second order*. First order interactions are defined as direct interactions between the robot \mathcal{R} and an object $O_k \in \mathcal{O}$. Second order interactions are defined as interactions between two bodies that arises as a result of a first order interaction. For example, an object O_i colliding with another object O_j

as a result of a robot action toppling O_i (as seen in Fig. 2). Given these definitions, we make the following assumption:

A1) *If a problem has valid solutions, there exists at least one solution that does not cause any second order interactions.*

This is a reasonable assumption as in most practical cases the robot can always find a sequence of actions that can move every object individually, while ensuring no contact with the rest of the objects. This assumption is purely from the standpoint of theoretical properties. While our algorithm is capable of finding solutions that cause both first order and second order interactions, the proof of completeness as explained in section V holds under this assumption.




Fig. 2: Simple internal collision checking model (left) vs external physics-based simulator (right).

D. Forward Simulations

Given interaction constraints, planners reason about actions based on a model of the world. If the model is physics-based and accounts for the dynamics of interactions and their effects, action evaluations are referred to as *external simulations* due to their requirement of an external physics engine. However, if the model is a simple internal model that can purely detect collisions, action evaluations are referred to as *collision checks*. Collision checks can only detect interactions between rigid bodies and not evaluate their dynamics or their effects.

For example, when a manipulator interacts with an object in a clutter, a first order interaction between the robot and the object could cause it to fall over another object as shown in Figure 2. The collision checker can only detect the first order interaction. However, simulations can detect both the first order interactions and the second order object-object interactions it causes.

Evaluating an action $a \in \mathcal{A}_R$ from a state $s \in \mathcal{S}$ using either of these models, will give us the following information:

- $P(s, a) = \{(x, y) : x, y \in \mathcal{O} \cup \{\mathcal{R}\}, \text{ pair of bodies interacting with each other when evaluating action } a \text{ from state } s \text{ using a specific model}\}$
- $O(s, a) \subseteq \mathcal{O} = \text{Set of all unique objects in } P(s, a)$
- State $s' \in \mathcal{S}$ reached by executing the action

It is to be noted that a single action can result in multiple interactions making $P(s, a)$ a set of pairs of bodies. If we use an external physics engine, the notations are $P_E(s, a)$, $O_E(s, a)$ and $s'_e(s, a)$ and if the simulation is through a

collision checker, the notations are $P_C(s, a)$, $O_C(s, a)$ and $s'_c(s, a)$. Since all interactions detected through collision checkers are detected through external simulations as well, $P_C(s, a) \subseteq P_E(s, a)$ and $O_C(s, a) \subseteq O_E(s, a)$.

IV. ALGORITHM

Our approach can be divided into two major components. The first being detailed in Algorithm 1, is a framework for intelligently adapting any search based planner for the task of manipulation in clutter through non-prehensile manipulation. However, using Algorithm 1 naively with search based planners would be highly inefficient. The second component as discussed in Algorithm 2, is an approach that allows you to selectively simulate actions without losing completeness and suboptimality guarantees. This, when integrated with Algorithm 1, speeds up planning multifold.

Algorithm 1 Get Successors Routine

```

1: procedure GETSUCCS(s,a)
2:    $P_C(s, a), O_C(s, a), s'_c = \text{collision check}(s, a)$ 
3:   If  $O_C(s, a) = \emptyset$ 
4:     Return  $s'_c$  ▷ valid successor
5:   Else if constraint violation ▷ collision check
6:     Return invalid
7:   Else if  $\exists O_k \in O_C(s, a) \mid O_k \in C_R$ 
8:      $P_E(s, a), O_E(s, a), s_e = \text{ext. simulation}(s, a)$ 
9:     If constraint violation ▷ ext. simulation check
10:      Return invalid
11:   Else
12:     Return  $s'_e$  ▷ valid successor

```

A. Get Successors

GetSuccessors is a standard routine used in search based planners. This routine determines the successor states s' that can be reached from a state $s \in \mathcal{S}$ given the action space \mathcal{A}_R and the interaction constraints. In most domains, the goal is to construct collision free paths. Hence, the interaction constraint is to not interact with any object $O_k \in \mathcal{O}$. In these cases there are no second order interactions as the first order interactions which cause them are disallowed. Hence, collision checks suffice.

However, our domain allows robot-object and object-object interactions. Collision checkers by themselves can not be used to evaluate the validity of all actions as they can not evaluate second order interactions. While external simulations can, they are substantially slower. We combine the two by using collision checkers to detect first order interactions and call the external simulator only if the collision checker has detected an interaction that does not violate the constraints.

For example, let the interaction constraints be to not cause any first-order or second-order interactions with certain fixed objects $\mathcal{F} \subseteq \mathcal{O}$. Any action that leads to first-order interactions with fixed objects $O_k \in \mathcal{F}$ is invalid and any action that does not lead to any first-order interactions is

Algorithm 2 Planning with Selective Simulation

```
1: procedure TRACK(path)
2:    $P = \emptyset$ 
3:    $s = s_0$   $\triangleright s_0 \in \mathcal{S}$  is the start state
4:   for every action  $a \in \text{path}$  do
5:      $P_E(s, a), O_E(s, a), s'_e = \text{ext. simulation}(s, a)$ 
6:      $P = P \cup P_E(s, a)$ 
7:     If Interaction constraint was violated at  $O_v \in \mathcal{O}$ 
8:        $C_R = C_R \cup \text{RELEVANTOBJECT}(P, O_v)$ 
9:       Return failure
10:     $s = s'_e$ 
11:   Return success
12: procedure RELEVANTOBJECT( $P, O_v$ )
13:    $s_{\text{start}} = O_v$ 
14:    $\text{Queue} = \emptyset$ 
15:   Insert  $s_{\text{start}}$  into  $\text{Queue}$ 
16:   loop  $\triangleright$  Tree search
17:     remove  $s$  the front element in  $\text{Queue}$ 
18:     If ( $s \notin C_R$ )
19:       Return  $s$ 
20:     explored[ $s$ ] = true
21:     for every  $(s, O_k) \in P$  where  $O_k \in \mathcal{O}$  do
22:       If (not explored[ $O_k$ ])
23:         Insert  $O_k$  into  $\text{Queue}$ 
24: procedure MAIN()
25:    $C_R = \emptyset$ ;  $\triangleright C_R$  declared globally
26:   loop
27:     Add all  $O_k \in C_R$  to ext. simulator
28:     Add all  $O_k \in C_R$  to collision checker
29:     path = PLAN()
30:     If path exists
31:       If  $C_R \neq \mathcal{O}$ 
32:         Add all  $O_k \in \mathcal{O}$  to ext. simulator
33:         If TRACK(path) is success
34:           Return path
35:       Else
36:         Return path  $\triangleright$  Returned path will be valid as
37:       Else all objects were considered
38:       Return no solution exists
```

trivially valid. The external simulator need not be queried in these cases. The external simulator can be queried only when the collision checker detects a first-order interaction with movable objects $O_k \notin \mathcal{F}$. The simulator is then used to determine the validity of the action by evaluating the second order interactions the action causes.

Algorithm 1 presents a generic routine applicable to a range of constraints. Information about the interaction constraints could be leveraged to further optimise the calls to the simulator. C_R in Algorithm 1 represents the set of relevant objects considered by the planner. If we are to plan in the presence of all objects, $C_R = \mathcal{O}$. In the following subsections we formally introduce the concept of relevant objects and discuss an effective method to compute C_R , to reduce the number of simulation queries.

B. Relevant Object Based Selective Simulation

Since a clutter contains a large number of objects, a significantly high number of action evaluations lead to valid first-order interactions and have to be externally simulated. Further, as defined previously, the state space of the problem is given by $\mathcal{S} = X_R \times X_{O_1} \dots \times X_{O_n}$. This implies that the search space is extremely large for a cluttered scene. These problems introduce the requirement for intelligent optimizations.

While there are several objects in a cluttered scene, only a few impact our plan. Planning by only considering these objects is sufficient to generate a valid path. We refer to these objects as *relevant objects*, while the rest of the objects are referred to as *irrelevant objects*. Considering only relevant objects while planning implies that instead of simulating actions that result in first-order interactions with any object, we selectively simulate actions that result in interactions only with the relevant objects. This significantly reduces the number of simulator queries as in most practical cases the number of relevant objects is much lesser than the total number of objects in the scene. However, the identification of these objects is a non-trivial task.

The idea of doing a search in a low dimensional space except in places where the low dimensional search fails was introduced by Gochev et al. [16]. This technique speeds up search considerably, especially for high dimensions. We extend this idea to our domain by identifying the relevant objects in a recursive manner as outlined in Algorithm 2.

Let \mathcal{S}_{sel} represent the search space for our approach and π_{sel} be the plan generated by a search in this space. C_R is the set of identified relevant objects which are included in the planning process, $C_R = \{c_{R_1}, c_{R_2} \dots c_{R_m}\}$, $c_{R_k} \in \mathcal{O}$, $m \leq n$. This implies the set of irrelevant objects C_I , is given by $C_I = \mathcal{O} \setminus C_R$. \mathcal{S}_{sel} is a projection of \mathcal{S} onto a lower dimensional space. A state $s_{\text{sel}} \in \mathcal{S}_{\text{sel}}$ is given by $s_{\text{sel}} = \{x_R, x_{c_{R_1}}, x_{c_{R_2}} \dots x_{c_{R_m}}\}$. The low dimensional state s_{sel} , maps to a set of states in the high dimensional space \mathcal{S} , corresponding to all possible configurations of all irrelevant objects $O_k \in C_I$ for a specific configuration of the robot and the relevant objects $O_k \in C_R$. This many-to-one mapping from \mathcal{S} to \mathcal{S}_{sel} is represented by λ .

$$\lambda : \mathcal{S} \rightarrow \mathcal{S}_{\text{sel}} \quad (1)$$

We initially assume that no object in the environment is relevant, ie. $C_R = \emptyset$ and $C_I = \mathcal{O}$. \mathcal{S}_{sel} for this planning iteration is equivalent to the state space of the robot \mathcal{X}_R . As the search space is extremely limited and the external simulator is never queried as $C_R = \emptyset$ (Algorithm 1), π_{sel} will be generated substantially quickly. Since none of the objects were included in the planning process, π_{sel} feasible in \mathcal{S}_{sel} does not imply it is feasible in \mathcal{S} . Hence, to test the validity of π_{sel} in \mathcal{S} , we add all objects $O_k \in \mathcal{O}$ to the external simulator (line 32) and track the path (lines 1-11). If no interaction constraints were violated when tracking the path, it implies π_{sel} is valid in \mathcal{S} . However, if the constraints were violated, π_{sel} is invalid in \mathcal{S} .

A plan π_{sel} produced by a search in \mathcal{S}_{sel} will ensure the following. In the absence of irrelevant objects $O_k \in C_I$,




Fig. 3: The first image presents a planning scene where the object highlighted in green is forbidden from being interacted with. The next three images represent three planning iterations. Color coding of the objects are as follows. Red: Irrelevant, Blue: Relevant, Black: Irrelevant but identified as relevant for the next planning iteration. The plan generated in each of these iterations has been highlighted in red.

- No first order interaction between the robot \mathcal{R} and the identified relevant objects C_R , violates the constraints.
- No second order interactions between the identified relevant objects C_R , violates the constraints.

Thus, for π_{sel} to be invalid in \mathcal{S} , there should have been interactions with the irrelevant objects $O_k \in C_I$ that were not accounted for during planning. This implies there exists at least one object $O_k \in C_I$ which is relevant and yet to be added to C_R . This object is then identified and added to C_R in the next iteration of planning. Now $C_R = O_k$, $C_I = \mathcal{O} \setminus O_k$, and $\mathcal{S}_{sel} = X_R \times X_{O_k}$. This process is continued in a recursive fashion until the returned path π_{sel} is valid in \mathcal{S} .

As and when we identify more relevant objects we adaptively increase the set of objects we reason about. The action space \mathcal{A}_R is defined with respect to the robot and is independent of the search space. This means that \mathcal{A}_R remains unaltered as we increase the search space every planning iteration. Further, it also means that the path π_{sel} requires no additional processing to be executed in \mathcal{S} .

C. Relevant Object Identification

For example, let a scene consist of n objects $\{O_1, O_2, \dots, O_n\}$. The interaction constraint for the problem is to not cause any interactions with O_1 . For a particular planning iteration let $C_R = \{O_1, O_2\}$. While tracking π_{sel} generated in this iteration, let a robot action $a \in \mathcal{A}_R$ cause an irrelevant object O_3 to fall over O_2 which in turn interacts with O_1 . Although O_2 was the object that interacted with O_1 , the irrelevant object O_3 caused this interaction. Including O_3 in the planning process would have prevented the violation.

The goal of this routine is to identify the irrelevant object $O_k \notin C_R$ that caused the constraint violation while tracking π_{sel} . For this purpose we construct a tree T_{obj} and do a Breadth First search over it (lines 16-23). Let $O_v \in \mathcal{O}$ represent the object with respect to which the constraint was violated. The tree T_{obj} is defined by its:

- Nodes: $O_k \in \mathcal{O}$
- Edges: Interactions that occurred while tracking π_{sel}
- Root Node: O_v

This means the nodes at depth $d = 1$ represent objects that had directly interacted with O_v . If no object $O_k \notin C_R$ is at depth $d = 1$, we search the second level to identify if any of the relevant objects in the first level had interacted with an irrelevant object. Thus, we continue the search until

we identify the first irrelevant object $O_k \notin C_R$ (line 18). Although, the objects at depth $d = 1$ were the ones that had directly interacted with O_v , as explained above, O_k was the cause of it. O_k is identified as relevant and added to the next iteration of planning (line 8).

D. Planning Algorithm

Since our algorithm can be integrated with most search based planners, we have not outlined any specific planning routine in Algorithm 2. Instead, we have a generic call to a planner in line 29, where Algorithm 1 would be used instead of the regular Get Successors routine.

While other algorithms can be used, we have empirically found that our adaptation of the Lazy Weighted A* (LWA*) search introduced in [17] maximizes performance. Details of the search have been mentioned below while the evaluation of the performance can be found in the next section.

Lazy Weighted A* is a variant of Weighted A* (WA*) that was developed for problems where the evaluation of the true cost of some actions is far more expensive than the others. They fully evaluate the cost of these actions only when the planner intends to use them. An underestimate of the original cost of the action is used to add the successor to *OPEN*. Only when the successor is being expanded by the search do they compute the true cost of reaching it. Based on this true cost the successor is reinserted into the search.

We use the same logic to limit the number of calls to the external simulator. For our case the cost of the edge is known, instead the validity of the edge has to be determined. Only when the state is being expanded do we call the external simulator to determine the validity of the action leading to it. If it is valid, we expand the state. If not, we remove the state from the search and expand the next one.

V. THEORETICAL PROPERTIES

Theorem 5.1: An action $a \in \mathcal{A}_R$ that is valid from a high dimensional state $s \in \mathcal{S}$ and does not result in second order interactions, is always valid from $\lambda(s) \in \mathcal{S}_{sel}$.

Let $a \in \mathcal{A}_R$ be an action that does not result in second order interactions when executed from a high dimensional state $s \in \mathcal{S}$. Let the set of interactions that arise as a result of the action from s , be $P_E(s, a)$ and the set of interactions that arise from its lower dimensional projection $\lambda(s)$, be $P_E(\lambda(s), a)$. Then we can write, $P_E(\lambda(s), a) \subseteq P_E(s, a)$.

TABLE I: Performance comparison between the Selective Simulation and Non-Selective Simulation approach. Number of objects in the scene = 12, number of fixed objects = 2.

Metric	Selective Simulation Search		Non-Selective Search	
	Lazy WA*	WA*	Lazy WA*	WA*
Success Rate	0.92	0.88	0.40	0.35
Planning Time (s)	3.23	5.38	62.342	98.26

This is because the objects we consider in \mathcal{S}_{sel} is a subset of the objects considered in \mathcal{S} . Thus, if such an action is valid in the higher dimensional state it will always be valid in its lower dimensional projection.

Theorem 5.2: Assuming A1, if the search in \mathcal{S}_{sel} returns no valid solution, there exists no valid solution in \mathcal{S}

From A1, we know there always exists at least one solution that does not result in second order interactions. A solution in \mathcal{S} will be present in \mathcal{S}_{sel} if the actions resulting in the path are not invalidated in \mathcal{S}_{sel} . According to Theorem 5.1, all actions that are valid in \mathcal{S} and do not result in second order interactions are valid in \mathcal{S}_{sel} . The search in \mathcal{S}_{sel} is guaranteed to find the path that does not lead to second order interactions as such actions are never invalidated in \mathcal{S}_{sel} . Hence, if the search returns no solutions it implies no valid solutions exist for the problem. Thus, the algorithm is complete under assumption A1.

VI. EXPERIMENTAL ANALYSIS

We evaluated the performance of our algorithm in simulation on a 7 DOF PR2 manipulator. Bullet Physics Engine [18] was used for external simulations and a custom built collision checker was used for the simpler internal evaluations. We evaluated the performance of our Selective Physics-based Simulation algorithm with Weighted A* search [19] and Lazy Weighted A* search [17]. To demonstrate the effect of selective simulation, this was benchmarked against the same planning algorithms searching without selective simulations.

The experiments were conducted for cluttered tabletop scenes consisting of several household objects as shown in Figure 1. The robot’s goal was to reach an (x, y, z, r, p, y) pose specified in its end-effector workspace. The interaction constraint was to not cause any first order or second order interactions with specific fixed objects in the scene. The heuristic used was obtained by a 3-D Breadth-First search initialized at the (x, y, z) coordinates of the goal considering only the immovable objects in the environment. This will be an underestimate of the true cost of transition, making the heuristic admissible. The maximum time available for the planners was two minutes. If a planner could not find a solution within this time, we recorded it as a failure. The results presented in Table 1 and Figure 5 are average statistics for 60 experiments. The configurations of all the objects in the scene and the goal pose were randomly generated for each experiment.

From Table 1 it is clear that our selective simulation technique in combination with our adaptation of Lazy Weighted

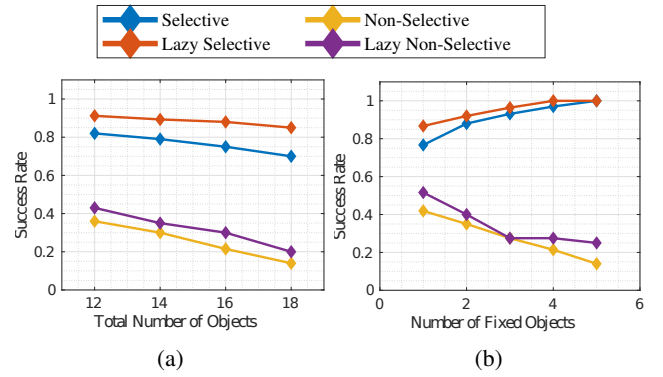


Fig. 4: (a) Success rate vs total number of objects. Number of fixed objects in the scene = 3 (b) Success rate vs number of fixed objects. Total number of objects in the scene = 12.

A* considerably outperforms the Non-Selective search. We have a much higher success rate with significantly faster planning times. Selective simulation has sped up planning by more than 20 times. This makes the usage of physics based models with planners feasible, opening up a range of possibilities with respect to the domains that can be explored.

Further, as shown in Figure 4a our algorithm’s performance remains almost constant as the total number of objects in the scene increases. This is because the number of relevant objects does not scale with the total number of objects in the scene. However, the performance of non-selective search goes down significantly as higher number of actions have to be simulated with an increase in the number of objects. This is an important property that again demonstrates the utility of our algorithm in the real world, as in most domestic cases the total number of objects in the scene are on the higher side. Figure 4b presents the effect of the number of fixed objects on the success rates of the planners. For a constant number of objects in the scene if we increase the number of fixed objects, the performance of our algorithm increases owing to the reduction in the dimensionality of the problem. However, increasing the fixed objects also invalidates a lot more actions. This implies that in the non-selective case more actions have to be simulated to find a valid path.

The utility of the algorithm was also demonstrated through real world experiments on the 7 DOF manipulator of UBTEchs Walker robot. A video of the real-world experiments and the simulation results can be found [here](#).

VII. CONCLUSION

In this paper we present a technique for intelligently integrating physics based simulators into search-based planners for the domain of manipulation among movable objects through non-prehensile maneuvers. Our approach selectively simulates actions by identifying relevant objects in the environment. This significantly speeds up planning without sacrificing completeness and suboptimality guarantees. We plan on extending this idea to domains that go beyond pick-and-place tasks, like utilizing tools. Further, we would like to address the occasional inaccuracies in simulation modelling by learning from real robot experiences.

REFERENCES

- [1] G. T. Wilfong, "Motion planning in the presence of movable obstacles," *Ann. Math. Artif. Intell.*, vol. 3, no. 1, pp. 131–150, 1991.
- [2] E. D. Demaine, M. L. Demaine, and J. O'Rourke, "Pushpush and push-1 are np-hard in 2d," in *Proceedings of the 12th Canadian Conference on Computational Geometry*, 2000.
- [3] J. Ota, "Rearrangement of multiple movable objects: Integration of global and local planning methodology," in *Proceedings - IEEE International Conference on Robotics and Automation*, vol. 2004, no. 2, 2004, pp. 1962–1967.
- [4] R. Alami, J.-P. Laumond, and T. Simon, "Two manipulation planning algorithms," *Algorithmic Foundation of Robotics*, pp. 109–125, 01 1995.
- [5] M. Stilman and J. J. Kuffner, "Navigation among movable obstacles: Real-time reasoning in complex environments," *International Journal of Humanoid Robotics*, vol. 2, no. 04, pp. 479–503, 2005.
- [6] M. Stilman, J. Schamburek, J. Kuffner, and T. Asfour, "Manipulation planning among movable obstacles," in *2007 IEEE International Conference on Robotics and Automation, ICRA 2007*. IEEE, 2007, pp. 3327–3332.
- [7] M. R. Dogar, K. Hsiao, M. T. Ciocarlie, and S. S. Srinivasa, "Physics-based grasp planning through clutter," in *Robotics: Science and Systems VIII*, 2012.
- [8] M. R. Dogar and S. S. Srinivasa, "A framework for push-grasping in clutter," in *Robotics: Science and Systems VII*, 2011.
- [9] M. T. Mason, *Mechanics of Robotic Manipulation*. MIT Press, 2001.
- [10] K. M. Lynch and M. T. Mason, "Stable pushing: Mechanics, controllability, and planning," *I. J. Robotics Res.*, vol. 15, no. 6, pp. 533–556, 1996.
- [11] S. Goyal, A. Ruina, and J. Papadopoulos, "Planar sliding with dry friction Part 1. Limit surface and moment function," *Wear*, vol. 143, no. 2, pp. 307–330, 1991.
- [12] M. R. Dogar and S. S. Srinivasa, "A planning framework for non-prehensile manipulation under clutter and uncertainty," *Auton. Robots*, vol. 33, no. 3, pp. 217–236, 2012.
- [13] J. E. King, "Robust rearrangement planning using nonprehensile interaction," Ph.D. dissertation, 2016.
- [14] M. R. Dogar and S. S. Srinivasa, "Push-grasping with dexterous hands: Mechanics and a method," in *IEEE/RSJ International Conference on Intelligent Robots and Systems*. IEEE, 2010, pp. 2123–2130.
- [15] Muhayyuddin, M. Moll, L. E. Kavraki, and J. Rosell, "Randomized physics-based motion planning for grasping in cluttered and uncertain environments," *IEEE Robotics and Automation Letters*, vol. 3, no. 2, pp. 712–719, 2018.
- [16] K. Gochev, B. J. Cohen, J. Butzke, A. Safonova, and M. Likhachev, "Path planning with adaptive dimensionality," in *Proceedings of the Fourth Annual Symposium on Combinatorial Search, SOCS 2011*. AAAI Press, 2011.
- [17] B. J. Cohen, M. Phillips, and M. Likhachev, "Planning single-arm manipulations with n-arm robots," in *Proceedings of the Eighth Annual Symposium on Combinatorial Search, SOCS 2015*. AAAI Press, 2015, pp. 226–227.
- [18] E. Coumans and Y. Bai, "Pybullet, a python module for physics simulation for games, robotics and machine learning," 2016–2019.
- [19] I. Pohl, "Heuristic search viewed as path finding in a graph," *Artif. Intell.*, vol. 1, no. 3, pp. 193–204, 1970.