

# Policy-Based Federated Learning

Kleomenis Katevas  
Telefonica Research  
kleomenis.katevas@telefonica.com

Eugene Bagdasaryan  
Cornell Tech  
eugene@cs.cornell.edu

Jason Waterman  
Vassar College  
jwaterman@vassar.edu

Mohamad Mounir Safadieh  
Vassar College  
msafadieh@vassar.edu

Eleanor Birrell  
Pomona College  
eleanor.birrell@pomona.edu

Hamed Haddadi  
Imperial College London  
h.haddadi@imperial.ac.uk

Deborah Estrin  
Cornell Tech  
destrin@cs.cornell.edu

## ABSTRACT

In this paper we present *PoliFL*, a decentralized, edge-based framework that supports heterogeneous privacy policies for federated learning. We evaluate our system on three use cases that train models with sensitive user data collected by mobile phones—predictive text, image classification, and notification engagement prediction—on a Raspberry Pi edge device. We find that *PoliFL* is able to perform accurate model training and inference within reasonable resource and time budgets while also enforcing heterogeneous privacy policies.

## KEYWORDS

Distributed Systems, Privacy Policy, Use-Based Privacy, Federated Learning

## 1 INTRODUCTION

We are surrounded by an increasing variety of smartphone apps and Internet of Things (IoT) devices, which pervasively collect a wealth of personal data. These data can be used to develop machine learning models that support a wide variety of features, including content personalization [68], health analytics [51], and image classification [11]. However, much of this data is highly sensitive—it can be used to infer individual behavioral patterns, health, preferences, activities, and personal relationships—so leveraging the full potential of this data depends on developing tools that guarantee the privacy of sensitive data.

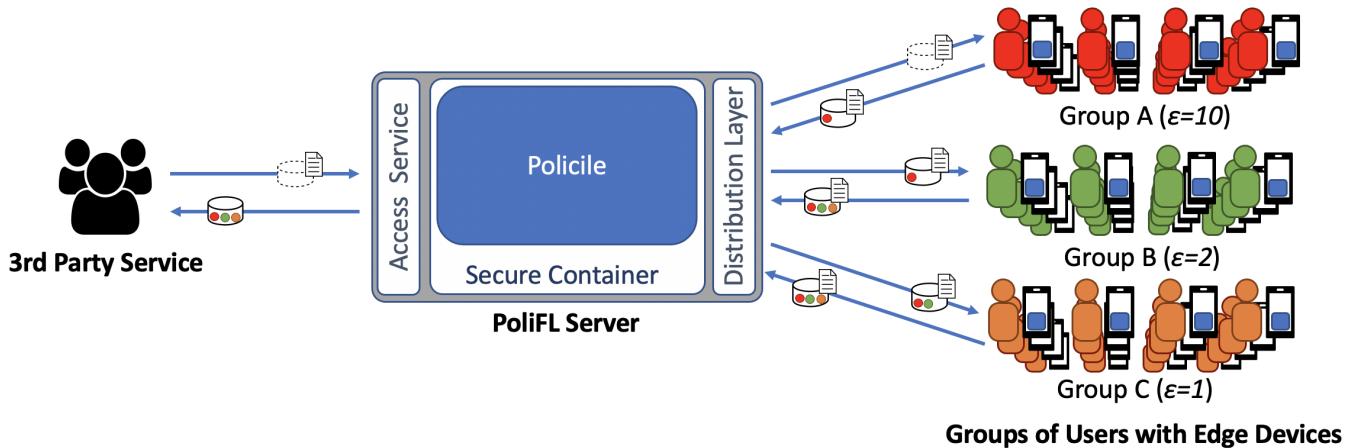
Most current machine learning systems are designed to centrally collect, aggregate, and process data, typically on some kind of cloud-hosted service; this centralized approach fails to guarantee adequate privacy protection because users must trust the centralized service provider to not misuse data and to secure data against unauthorized disclosure [30]. Federated machine learning [31, 40]—an example of *edge computing* in which data is processed (*i.e.*, the model is trained) as close to the data source as possible—offers a promising alternative for designing privacy-enhancing machine learning systems. Sensitive data are processed locally on a user’s phone [24, 36] or IoT device [44, 49], thereby bypassing many of the security and privacy challenges posed by such a service. As is the case for machine learning, sensitive data that are used to train a federated learning model can be leaked through model inversion attacks [17, 18], but this threat can be mitigated through the use

of differential privacy [13, 20, 66]. Recently, large service providers like Google and Apple have adopted federated learning as a solution for deploying scalable algorithms for on-device analytics within highly sensitive tasks [7, 8, 31].

However, prior work on federated machine learning has assumed that data collection and use are governed by a single privacy policy on homogeneous data (*e.g.*, models are trained either entirely with or entirely without differential privacy, and with uniform privacy parameters), an assumption that is inconsistent with the federated model. In practice, even a centrally-run federated learning system would need to support users with different privacy requirements either because the system exposes some privacy settings to the user—*e.g.*, allowing users to opt-in for “high” privacy guarantees or continue with the “default” privacy settings, or allowing users to allow or disallow the use of particular data sources such as location data or microphone data—or because different regulations (*e.g.*, HIPAA [2] or GDPR [50]) impose different privacy requirements for data about users from different geographic jurisdictions. In a *federated* federated learning system, different organizations within the federation (*e.g.*, different apps) would likely offer their users slightly different privacy guarantees, all of which must be followed by any federated learning application that uses their data.

In this work, we develop *PoliFL*<sup>1</sup> to support heterogeneous privacy policies for federated learning (Fig. 1). Building on prior work in edge computing [10] and use-based privacy [4], *PoliFL* offers a scalable, privacy-enhancing approach to model training data processing that enforces non-uniform privacy requirements. In *PoliFL*, data are processed locally at the edge, and each local data source enforces user-specific data use policies as data are processed (*e.g.*, during the local model training phase). A central service called the *PoliFL Server* is responsible for receiving data processing requests from third-party services and coordinates data access at each edge node; data are then accessed and processed locally in accordance with the user’s local policy. If authorized by the policy, the processed results (*e.g.*, a locally trained model) are sent back to the central service, which aggregates the results from all users and then returns the final result to the requester. The policy language enforced by *PoliFL* is defined in Sec. 3 and the design and implementation of the system are described in Sec. 4.

<sup>1</sup>The complete source code of the *PoliFL* system, evaluation scripts and data are available at <https://github.com/minoskt/PoliFL>.



**Figure 1: The PoliFL platform.** A third-party service sends a request (served by the “Access Service” web-module) for a generalized ML model trained with multiple users. A policy that conforms with the request is securely distributed (using an encrypted VPN provided by the *Distribution Layer*) among the device groups following the concept of cascaded training. In each round, the policy is executed (i.e., model is trained using specific data sources as enforced by the policy) within the device’s instance of *Policile* (blue box), and the resulting models are returned to the PoliFL Server where the server’s instance of *Policile* applies federated averaging and protects the merged model with differential privacy of the group’s  $\epsilon$  budget. The same process is repeating until all groups are consumed. The final model is returned to the interested third-party service.

To demonstrate the utility of our system and evaluate its performance, we identify three different use cases in which machine learning models are trained on sensitive data collected by mobile phones:

- (1) **Language Modeling.** Based on text that a user has typed so far, this model predicts the next word that the user would like to write. This sort of model is used to facilitate text entry in email and messaging apps on mobile phones.
- (2) **Image Classification.** Given a photograph, this model classifies the object visible in the photo. Such models can be used to automatically generate photo albums, and is a benchmark machine learning task that has been used in other federated learning works [5, 65, 71].
- (3) **User Behavior Modeling.** Given a comprehensive suite of mobile sensor data (including data from sensitive sources such as location, microphone, and call records), this model predicts whether a user will interact with a notification at a particular point in time. This sort of model could be used to minimize disruptions by and streamline the efficiency of mobile phone notifications.

In Sec. 5, we evaluate the performance of PoliFL to determine the (1) internal overhead of the edge components, (2) the external overhead imposed by the network traffic, and (3) the scalability of our system. We find that policy-compliant federated learning is feasible for limited-resource edge devices such as the Raspberry Pi, and we find that the external overhead is reasonable relative to the time to compute the model. Leveraging our three example use cases, we also find that our system scales to support training with 100 edge devices per FL round; the majority of the overhead was incurred by the time to compute the model on the edge devices.

In Sec. 6 we explore the effect of heterogeneous policy-compliance on the accuracy of the resulting federated learning models for each of our three use cases. We consider three policy compliance strategies: training on a subset of the data with a single uniform policy, training on the full dataset while enforcing the join of all applicable policies, and training using a new technique we introduce called *cascaded policy compliance*. In all cases, we are able to achieve accuracy rates of 14-17%; in two of our use cases, higher accuracy was achieved through cascaded training than is achieved by the baseline strategies. These results suggest that supporting heterogeneous policy enforcement might be an effective approach to maximizing the performance of privacy-preserving machine learning applications.

We conclude that PoliFL, the first system for enforcing non-uniform privacy policies for federated learning, constitutes a key step towards supporting high-performance, privacy-preserving machine learning applications.

## 2 BACKGROUND AND RELATED WORK

### 2.1 Privacy at the Edge

There has been a large body of research demonstrating how *edge computing* and local analytics can help in preserving data privacy while enabling accurate analytics [7, 10, 19]. A number of recent industry efforts have also adopted this model for performing accurate analytics while respecting privacy. For example, the Brave browser delivers personalized adverts based on analytics performed locally on users’ devices [22, 62]. The BBC has also developed the BBC Box<sup>2</sup> for private and secure aggregation of data and content personalization.

<sup>2</sup><https://www.bbc.co.uk/rd/blog/2019-06-bbc-box-personal-data-privacy>

**Table 1: Federated learning definitions.**

Variable	Description
$G^t$	global model at round $t$ .
$n$	total number of participants.
$m$	subset of participants selected for a single round.
$\eta$	global learning rate.
$L$	locally trained model.
$\mathcal{D}$	local data.
$E$	number of epochs for local training.
$lr$	local learning rate.
$S$	clipping bound.
$\sigma$	amount of added noise.

## 2.2 Privacy Preserving Machine Learning

Data used to train machine learning models, such as the data passively generated by smartphones, can reveal sensitive details such as behavioral patterns [23, 29] and physical presence [67]; the release of such details can lead to stalking or disparate treatment [23, 69]. There have been several efforts to support improved privacy guarantees for smartphones and other ubiquitous devices [3, 15, 38, 39, 47, 53, 64], however these efforts do not enforce general data use restrictions and most do not support machine learning applications.

One of the first techniques that was used for protecting the user’s privacy while running joint computation is Secure Multi-Party Computation (MPC) [21], a cryptographic technique that allows mutually distrusting parties to run joint computations without revealing private data. One of the main limitations of such technique is that it performs badly with large datasets, even with only a few parties getting involved. Volgushev *et al.* [63] recently presented a scalable solution, based on MPC, that is applicable to large datasets, using query rewriting to minimize expensive processing under MPC. Other approaches such as Opaque [72] and DarkneTZ [45] use a Trust Execution Environment (TEE) to run most of the computation under a secure environment.

Other works have focused specifically on applications of personal model training [59], either in the general context of privacy-preserving ML for training on encrypted data [27], or specific to the context of Federated Learning (FL) where independent third-party apps collaborate and combine their data and models locally for building joint meta-models in an FL fashion [34].

## 2.3 Federated Learning

*Federated Learning (FL)* is a novel technique to perform distributed training at the edge [7, 31, 33, 41]; models are trained in a decentralized fashion without the need to collect and process the user data centrally. The global provider distributes a shared ML model to multiple users for training on local data, and then aggregates the resulting models into a single, more powerful model, using *Federated Averaging* [41].

More particularly, it randomly selects a subset of  $m$  participants from the total participants  $n$  and sends them the current joint model  $G^t$  in each round  $t$ . Choosing  $m$  involves a trade-off between the

efficiency and the speed of training. Each selected participant updates this model to a new local model  $L^{t+1}$  by training on their private data and sends the difference  $L_i^{t+1} - G^t$  back (see notation in Table 1). Communication overhead can be reduced by applying a random mask to the model weights [33]. The central server averages the received updates (or uses other aggregation methods [55]) to create the new joint model:

$$G^{t+1} = G^t + \frac{\eta}{n} \sum_{i=1}^m (L_i^{t+1} - G^t) \quad (1)$$

To further protect user data, recent solutions extend federated learning with differential privacy [42] or encryption [8, 25]. These approaches are relevant to our work, however the privacy policies cannot be dynamically negotiated and are uniform across users. Instead, we investigate a policy-controlled execution of federated learning, where each user has a personal policy that specifies how to handle their data depending on the application specifics.

## 2.4 Differential Private Federated Learning

While the provider never accesses the user data, previous works have shown that the parameters of the model can leak sensitive information about the user [28, 37, 43, 58]. This can lead to significant privacy threats such as membership inference attacks where an attacker can determine if a particular user was part of the model’s training set [60, 70]. Differential Privacy (DP) [13] has been proposed by researchers as a privacy guarantee from such type of attacks.

Differential privacy [13, 14] is a common technique to preserve privacy of a single entry in the dataset on some query. We adopt  $(\epsilon, \delta)$ -differential privacy which is already used in deep learning applications [1]. A randomized mechanism  $\mathcal{M} : \mathcal{D} \rightarrow \mathcal{R}$  with a domain  $\mathcal{D}$  and range  $\mathcal{R}$  satisfies  $(\epsilon, \delta)$ -differential privacy if for any two adjacent datasets  $d, d' \in \mathcal{D}$  and for any subset of outputs  $S \subseteq \mathcal{R}$ :

$$Pr[\mathcal{M}(d) \in S] \leq e^\epsilon Pr[\mathcal{M}(d') \in S] + \delta$$

When implementing differential privacy, it is necessary to set a *privacy budget* and every computation charges an  $\epsilon$  cost to this budget; once the budget is exhausted, no further computations are permitted on this dataset.

In machine learning, the mechanism  $\mathcal{M}$  represents a training procedure and the result  $S$  represents a model. Abadi *et al.* [1] propose moments accountant and differentially private stochastic gradient descent (DPSGD) to perform training and compute the total cost of producing a model. DPSGD clips the model gradients to norm  $S$  and adds Gaussian noise with standard deviation  $\sigma$  to obtain a differentially private model.

Recent work [42] presented differentially private federated learning with a participant level privacy. Similar to DPSGD, each participant’s update is *clipped* to the norm  $S$ , e.g., multiplied the value by  $\max(1, \frac{S}{\|L_i^{t+1} - G^t\|_2})$ , to bound the sensitivity of the updates. Additionally, Gaussian noise  $\mathcal{N}(0, \sigma)$  is added to the weighted average of updates:

$$G^{t+1} = G^t + \frac{\eta}{n} \sum_{i=1}^m (\text{Clip}(L_i^{t+1} - G^t, S) + \mathcal{N}(0, \sigma))$$

This design assumes clipping models locally and then adding noise centrally. In a simplified design that users are capable of adding noise locally  $\mathcal{N}(0, \sigma^2)/m$  (see Algorithm 3) such that accumulated noise in a round sums up to  $\mathcal{N}(0, \sigma^2)$ . An alternative design, implemented in TensorFlow Federated [61], only performs local clipping but modifies the accumulate function to add sufficient noise to guarantee differential privacy. Both designs are supported by our implementation.

## 2.5 Enforcing Policy-based Privacy.

Language-level information flow control techniques [57] is a popular approach on tracking data propagation through the system. The recently proposed Ancile framework [4] combines this concept with use-based privacy [6] that introduces policies that “react” to data transformation. However, that framework is limited to centralized data processing and does not support distributed applications such as federated learning.

Recent work [16], proposed data flow authentication control using homomorphic encryption and SGX enclaves that prevents an adversary from modifying the program. However, this approach requires a fixed program to be authorized, whereas our framework supports flexible programs that satisfy the corresponding policies.

This work extends these prior works to provide flexible, non-uniform policy enforcement for federated learning.

## 3 POLICY-BASED FEDERATED LEARNING

In this section, we describe our trust model, define our policy language, give examples of privacy policies for federated learning, and explore how policy-compliance affects performance for three different federated learning use cases.

### 3.1 Trust Model

There are three classes of principals in a typical federated learning system:

- **Users:** generate sensitive but useful data and have certain expectations for data usage that could be inherited or assigned by an authority.
- **Applications:** provide a service that requires a model to be trained on user data.
- **FL Platforms:** maintain the infrastructure to train federated models that are deployed by a trusted entity. These are distributed platforms that include both a *coordination* server and code that runs on a device.

We assume that users trust the FL Platform to monitor the application’s usage of personal data and enforce policy compliance. Note that in systems where the application and the FL Platform are produced by the same company (as is common today), this trust model still improves data privacy by reducing the trusted computing base and separating policy compliance from application code. While it is theoretically possible to eliminate trust in the central component of the FL platform by implementing local differential privacy on the edge devices, we do not implement this approach due to performance considerations [48].

**Heterogeneous policies.** Unlike prior systems, we do not assume that all users have a single policy governing how their data may be

used. Instead, we assume that each user adopts one of a small set of available policies either by modifying their preferences (*e.g.*, opting in or out of use of particular data sources such as location or microphone, or use a stronger privacy guarantee) or by selecting a service provider (*i.e.*, application) within a federated system.

**Limitations of the trust model.** We assume that principals might need full access to the aggregated model to test it and distribute it to new users who did not participate in the training. We therefore do not consider fully encrypted training like SecureML [46], which could also eliminate the need to trust the FL platform. However, we observe that techniques such as secure aggregation [8] that decrypt the aggregated model for the FL Platform can be deployed.

### 3.2 A Policy Language for FL

Federated learning limits the attack surface by exposing raw user data only to the application running on the device; privacy guarantees therefore depend on preventing data misuse by the local application.

Restrictions that focus on preventing unauthorized data use can be best expressed as *use-based privacy policies*. In use-based privacy, data are associated with policies that authorize certain types of data use while denying other uses. These policies are reactive, as they can change as data is transformed. For example, a use-based policy for location data might allow the current smartphone location to be viewed by a weather application only at the granularity of a city; this policy would specify that raw location data may be used to determine which city the phone is currently in, and that the city-level location may be used by the weather app in any way. Policies may also change due to external events. For instance, a use-based location policy might state that a user location may only be shared while the user is driving a company vehicle. The “use”, whether the location data can be shared, changes based on the event of driving the company car.

In this work, we express privacy policies as use-based privacy policies using the policy language developed for Ancile [4]. Policies are specified as regular expressions over an “alphabet” of commands. Policies define a state transition diagram, specifying how data values and any derived values may be used. For example, if the command `fetch_data` has to be followed by the `filter()` command before it can be publicly released, the policy will look like:

```
fetch_data . filter(col='location') . return
```

As shown above, our policy language supports function parameters, *e.g.*, filtering a location column for the data, and also supports logical operations, *e.g.*, sequential composition (`.`), union (`+`), iteration (`*`), and negation (`!`). Once the execution reaches `return`, a program is authorized to use data without any further restrictions. Appendix A provides more details about the policy language.

### 3.3 Example Policies for FL

In our system, we assume that not all users will necessarily have the same privacy policy. Non-uniform policies might arise if some users opt-in to stronger privacy protections while others accept the application default, if model training combines data from multiple federated platforms (*e.g.*, different hospitals or different phone

providers) with different policies, or if users are subject to policies imposed by different legal jurisdictions.

In this section, we describe three classes of policies that might apply to a subset of the users of a system: (1) a policy that authorizes federated learning, (2) a policy that authorizes federated learning with differential privacy (for some  $\epsilon$  budget), and (3) a policy that restricts which information can be used to train a federated learning model.

**Authorizing Federated Learning.** A simple, high-level policy that authorizes data to be used to train a model in a federated learning fashion might be:

```
get_data . runFL . return
```

A function `get_data()` is executed locally on each of the user devices, where a high-level function `runFL()` is executed on both the server and the user devices before the resulting model can be returned to the application. We color code local execution as blue and server execution as red.

Alternatively, a privacy policy can be specified with more granularity. Federated learning applications leverage three key steps: local training, accumulation of local models, and averaging or aggregation of the accumulated sum (see Algorithms 2-5). A privacy policy can therefore be specified in more detail by expanding `runFL()` to:

```
get_data . train_local . accumulate* .
(train_local . accumulate* + average*) . return
```

This policy, first, ensures that user’s data is only used in local training on the device. Second, it specifies that the result of local training can be combined with other models and the resulting model can participate in future iterations of the federated learning, before being returned to the third-party provider. By using iteration in the policy, we support multiple rounds of training using the combination of policies. Function `train_local` takes both the current model  $G^t$  with policy  $P_{model}$  and local user data  $\mathcal{D}$  with policy  $P_{data}$  and produces a new model  $L^{t+1}$  with the policy  $P_{model} \& P_{data}$ . Similarly, functions `accumulate` and `average` combine two policy-controlled objects. We prevent explosion of policy size by using simple reduction rules that keep the policy size constant [4].

**Differential privacy for FL.** If the user belongs to a group that has tighter privacy restrictions, their policy might require the resulting global model to be differentially private, e.g., enforce a check on the spent budget:

```
get_data . runFL .
enforce_dp_budget(eps=1) . return
```

This check happens on the server side since the differentially private guarantees are central and with our current threat model, they are only important when the model is shared with the application. In this setting the FL platform still observes the raw user updates which might still pose a privacy concern. In order to also prevent the FL platform from learning user data, it is possible to use local differential privacy as part of a policy. However, current performance

of models trained with local DP is extremely low [48]. A program that complies with the DP policy can use the `local_dp_train()` function from Algorithm 3:

```
get_data . train_local_dp . accumulate* .
(train_local_dp . accumulate* + average*) .
enforce_dp_budget(eps=1) . return
```

**Access control for FL.** Another common example is to restrict certain data fields to be accessed by the program. A user might not allow access to specific data sources (e.g., location and microphone). A policy attached to user data will be required to check the conditions and perform local data filtering before proceeding with model training:

```
get_data . filter(sensors=['mic', 'loc']) .
runFL . return
```

Unlike simple field protection, use-based privacy allows one to specify the context and conditions [4] under which the data can be available. For example, to only collect data when a user is at the specific location, e.g., on campus, at work, etc:

```
get_data . in_geofence_cond(geofence=GF) .
runFL . return
```

## 4 THE POLIFL PLATFORM

In this section we describe the details of the PoliFL platform, a decentralized policy-based system for running FL tasks. We assume that a third-party service is interested in building a generalized ML model from a collective policy-enforced personal data processing. We also assume a heterogeneous preference on the level of privacy, such as where users are classified into several privacy groups based on the  $\epsilon$  preference budget or based on sensor data access. Fig. 1 gives an overview of PoliFL and its components. The PoliFL Platform consists of a PoliFL Server and multiple edge devices. The PoliFL Server is responsible for coordination with the edge devices, which compute local models on sensitive user data. Policy enforcement is performed by an instance of the Policile policy enforcement engine, running on both the PoliFL Server and the edge devices, and is described below.

### 4.1 Policile framework

Policy enforcement is provided by Policile, an extension of the Ancile platform [4] to support distributed, policy-based FL. To train an ML model, a third-party service submits a program to the PoliFL Server, which runs the program in the Policile trusted environment.

The core programming abstraction of Policile is a distributed *Data-Policy Pair*, an opaque object containing data (such as an FL model or device data used to build a model) and an associated policy written in the language described in Sec. 3.3.

To enforce policy compliance, submitted programs are compiled using the RestrictedPython [56] language-level framework before they are executed. RestrictedPython allows access to Data-Policy Pairs only through trusted library functions which are checked for policy compliance when they are called. Therefore, it is not

possible to access user data outside of what is authorized by the policy associated with the Data-Policy Pair. Our design allows the FL platform to avoid manual inspection of the third-party’s code by relying on the policies attached to users’ data instead.

Our work extends the enforcement of these policies across the whole FL platform, spanning both edge devices and the coordinator server (*i.e.*, PoliFL Server in the context of our work). Data-Policy Pairs are now distributed and as such, can be transferred to and from the PoliFL Server and the edge devices. In order to prevent inspection or manipulation of Data-Policy Pairs outside of authorized library functions, Data-Policy Pairs are transferred between PoliFL Server and the edge devices internally through a WireGuard<sup>3</sup> Virtual Private Network (VPN). Furthermore, instances of Policile on both the PoliFL Server and the edge devices are run from inside of Docker containers to ensure data are always protected by policies that enforce the type of access across the system.

## 4.2 PoliFL Server

The PoliFL Server is responsible for maintaining data policies and coordinating the communication between a third-party service and all interested devices. It runs as a web-service and receives programs on behalf of the third-party services. These services communicate with the PoliFL Server by making model requests through the *Access Service* module shown in Fig. 1.

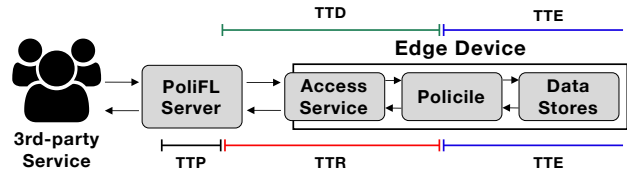
The PoliFL Server maintains data policies for all users registered in the system. A web dashboard allows the PoliFL Server administrator to view, add, delete, and modify the policies that are available to each of the interested third-party services. When a third-party service requests a generalized ML model from the registered edge devices, the service sends a request with the following elements:

- **Application Token:** A secret token that is used to authenticate the service to the PoliFL Server.
- **Global Program:** This program aggregates the results (locally trained models) from the edge devices and applies differential privacy to the federated averaged model. The result of this program, if policy compliant, will either be distributed again to the next group of edge devices, or be returned to the service who made the request.
- **Local Program:** A piece of computation to be executed on the edge devices and whose result, if policy compliant, will be returned to the PoliFL Server.

The PoliFL Server handles each request by first validating the service’s token. Once the service has been validated, Policile executes the Global Program. The Global Program then selects the participants and sends the Data-Policy Pair, described in Sec. 4.1, along with the Local Program to the selected users on the edge devices. Once the edge device receives the request from the PoliFL Server, the Local Program is executed on the Policile instance of the edge device.

## 4.3 Edge Device

We assume that an edge device exists per *user* in the form of a physical device (*e.g.*, a mobile phone or a home gateway) that stores data related to the interested FL task. Each device has a secure



**Figure 2: PoliFL Evaluation: We consider measures for the Time to Distribute (TTD), Time to Execute (TTE), Time to Receive (TTR) and Time to Process (TTP).**

container that provides isolation from the operating system environment (including controlled network access, system resources etc.). It also includes a deployment of Policile which ensures that all edge computation and data access is done in a policy compliant manner.

As a secure data container, our current implementation utilizes Databox [10], a Docker-based [12] secure open-source platform that enables data subjects to manage controlled access by third parties to their personal data. For code in a container to access personal data requires relaxing a “default deny” configuration, done on the basis of user-authorized permissions represented as bearer tokens granted by the system to the container in question. Each Databox container comes with a manifest that outlines the permissions it requires, which is translated on installation into a *service level agreement* (SLA) encoding the granted data access and export permissions, which the platform then enforces.

Note that, when allowed by the policy, the edge device is allowed to send Data-Policy Pairs (*e.g.*, a locally trained ML model) back to the PoliFL Server, where then can be used by the PoliFL Server Global Program (*e.g.*, for federated averaging).

## 5 SYSTEM PERFORMANCE

In this section, we seek to answer the following performance question about our system:

- What are the system overheads of the PoliFL Server and edge components?
- What are the networking overheads imposed by the system?
- What is the performance of our system training multiple simultaneous users for a round of training?

In order to answer these questions we conducted evaluations using three use-cases: language modeling, image classification, and user behavior modeling implemented using Algorithm 1 that is permitted by the policy:

```
get_data . train_local . accumulate* .
(train_local . accumulate* + average*) . return
```

We provide details on tasks, model architectures, training parameters, and convergence results in Sec. 6, and here we only focus on computational and network overhead from using PoliFL.

First, we evaluate the performance of training on the edge device. Next, we measure round trip times for PoliFL Server requests executed on an edge device. In particular, we measure the times shown in Fig. 2: *Time to Distribute* (TTD) is the time to send the

<sup>3</sup><https://www.wireguard.com>

---

**Algorithm 1** Sample PoliFL training algorithm.

users - list of participants

client - remote execution library

---

```
1: function REMOTE_PROG(dpp, model)
2:   data = get_data(dpp, model)
3:   model = train_local(model, data)
4:   return model
5: end function

6: model = create_model()
7: for round  $r \in$  rounds do
8:   users = sample(total, m)
9:   for (user  $u$ )  $\leftarrow$  users do
10:    # create new DPP with user's policy
11:    dpp = get_dpp(u)
12:    # distribute the request
13:    client.send(model, dpp, REMOTE_PROG)
14:   end for
15:   tmp_sum = client.process_responses()
16:   model = average(model, tmp_sum)
17: end for
18: return model
```

---

policy program and Data-Policy Pair to the edge device; *Time to Execute* (TTE) is the time to execute the policy program on the edge device; *Time to Receive* (TTR) is the time to transmit the updated Data-Policy Pair back to the PoliFL Server; and *Time to Process* (TPP) is the time to process the received Data-Policy Pair on the PoliFL Server.

Finally, we evaluate the scalability of the system by performing a round of training on 100 simulated edge devices measuring TTD, TTR, and TTP on the devices.

### 5.1 PoliFL Configuration

Our evaluation experiments were run with several hardware and software configurations described below. The PoliFL Server was installed using Ubuntu Server 18.04 on a Intel i5-8500 6-core processor running at 3.0 GHz with 16 GB of memory and a 256 GB SSD for storage.

The edge-device overhead evaluations were carried out using a Raspberry Pi 4 with the specifications listed in Table 2 and connected to our PoliFL Server on a 1 Gigabit Ethernet Local Area Network (LAN). As described previously, Policile was used for use-based privacy enforcement and Databox [10] as a secure container.

For our scaling tests, we simulate 100 Raspberry Pi devices connected to the PoliFL Server on 1 Gigabit LAN. We use 50 Intel Core i5-8500 6-core processor machines running at 3.0 GHz with 16 GB of memory. Each machine runs two virtual machines running the same software configuration as on the Raspberry Pi, simulating a total of 100 edge devices.

### 5.2 Edge-Device Overheads

This section reports the performance of an edge device executing a Policile Local Program for training a federating learning model, as previously discussed in Sec. 3. Specifically, we report *Time to Execute* (TTE), the time the model training operation takes to execute

**Table 2: Device Specification**

Type	Specification
Model	Raspberry Pi 4B
RAM	8 GB LPDDR4-3200 SDRAM
Processor	Broadcom BCM2711, Quad-core 1.5GHz
OS	Raspberry Pi OS Lite 64bit (Aug. 2020)
Linux	Kernel version 5.4

per user, together with the CPU utilization and memory overhead of the edge device. We run the three referenced tasks with 1000 users for the language modeling task and with all users for the image classification and user behavior modeling tasks (100 and 237, respectively) on a Raspberry Pi, showing how an edge device with limited resources and with different user data would execute these operations.

Fig. 3 summarizes the edge device performance for this task. Training the model for the language task reported a mean TTE of 69.62s ( $\pm 47.78$ ), CPU utilization 95.20% ( $\pm 1.75$ ) and memory overhead 41.33MB ( $\pm 44.29$ ). The image classification task reported a mean TTE of 341.50s ( $\pm 110.69$ ), CPU utilization 96.90% ( $\pm 0.32$ ) and memory overhead 9.31MB ( $\pm 44.78$ ), while for the user behavior modeling task, a TTE of 197.63s ( $\pm 85.36$ ), CPU utilization of 98.42% ( $\pm 0.31$ ) and a negligible memory overhead of 0.22MB ( $\pm 2.95$ ). The results show that a limited resources device such as a Raspberry Pi could be used as an edge device in our system, even with demanding tasks such as training different types of models (*i.e.*, convolutional or LSTM-based networks), with reasonable execution times and resource overheads.

Note that while the processor was used in almost full capacity during training, the CPU temperature was always below the 80°C threshold where the Pi board starts to reduce the clock speed (*i.e.*, 56.86°C ( $\pm 3.08$ )).

### 5.3 Network and System Overheads

Having evaluated the performance of local execution (TTE) on the edge device, we now look at the performance of PoliFL by evaluating networking and processing overheads. We evaluate the system-wide performance for the same three tasks on a single Raspberry Pi edge device. As the previous experiments measured TTE, these experiments measure TTD, TTR, and TTP.

We evaluated the round-trip performance for 100 rounds of training on an edge device. Fig. 4 shows the range of times for training our three models. The time to transmit and receive the model is proportional to the size of the model, with the language modeling task having model size of 79 MB, the image classification task having a 43 MB model size, and 12 MB model size for the user behavior modeling task. Our results show that it takes slightly longer to receive the model at the PoliFL Server than to distribute it to the edge device. This is because the model being sent back to PoliFL Server from the edge device is slightly larger than the one received due to PyTorch’s implementation of running statistics.

The time to process (TPP) the model on the PoliFL Server is minimal. For our tasks it is the time to apply federated averaging to the received models and took an average 0.33 ms and a maximum

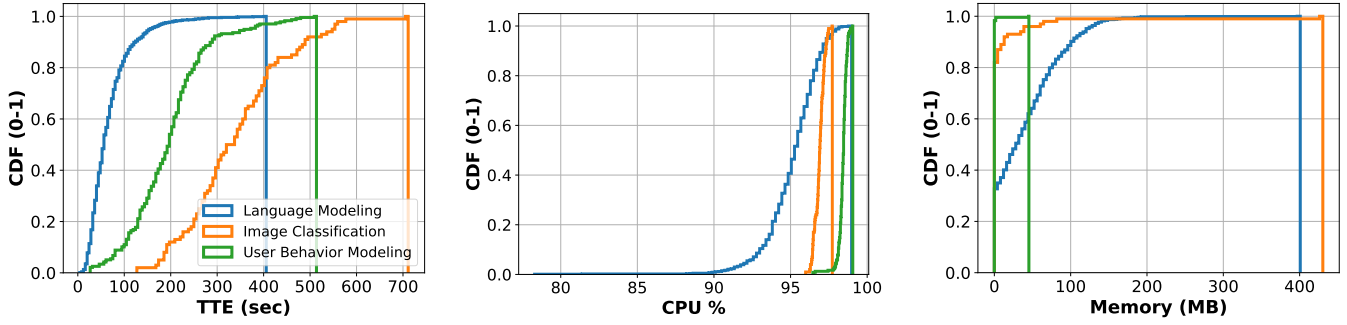


Figure 3: Cumulative Distribution Function (CDF) representation of the performance metrics (Time to Execute (TTE), CPU utilization and memory overhead) for executing a Policile program (*i.e.*, training an ML model) for the three use-cases (*i.e.*, language modeling, image classification, and user behavior modeling) on a single Raspberry Pi edge device.

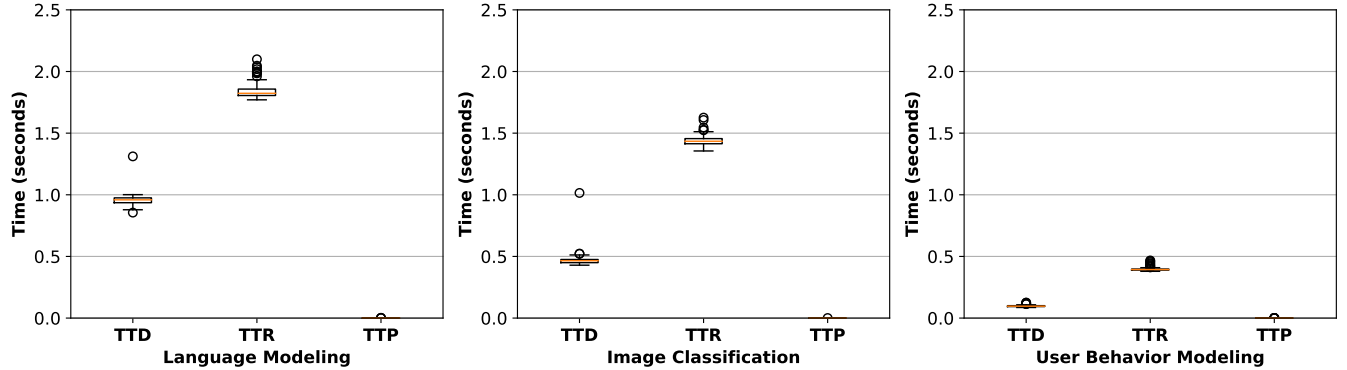


Figure 4: Time to Distribute (TTD), Time to Receive (TTR) and Time to Process (TTP) for our use cases. The TTD and TTR are proportional to the model size and the TTP is negligible.

of 2.2 ms across all rounds for all tasks. These results show that time for TTD, TTR, and TTP are all negligible compared the time to execute (TTE) the local program on the edge device.

#### 5.4 Scaling

Next, we measure the performance of PoliFL using multiple simulated edge devices by performing one round of training with 100 participants for our three modeling tasks. To simulate 100 edge devices, we used 50 workstations, each with the specifications listed in section 5.1, and each workstation running two virtual machine (VM) instances of the same software configuration used on the Raspberry Pi. As these workstations are more powerful than the Raspberry Pi, we simulate the TTE for the devices by using the TTE times previously measured on the Raspberry Pi (Sec. 5.2).

The PoliFL Server distributes the initial model to all 100 devices simultaneously. To match the performance of the edge devices, instead of executing the local program, we sent back a pre-computed model after waiting the amount of time from one TTE times measured in Sec. 5.2. The results for all three tasks are shown in Fig 5.

The total time to process each device request is shown in the order of arrival at the PoliFL Server. The total time for each request

is shown, broken down as TTD, TTE, and TTR. TTP is not shown as it is negligible compared to the other times.

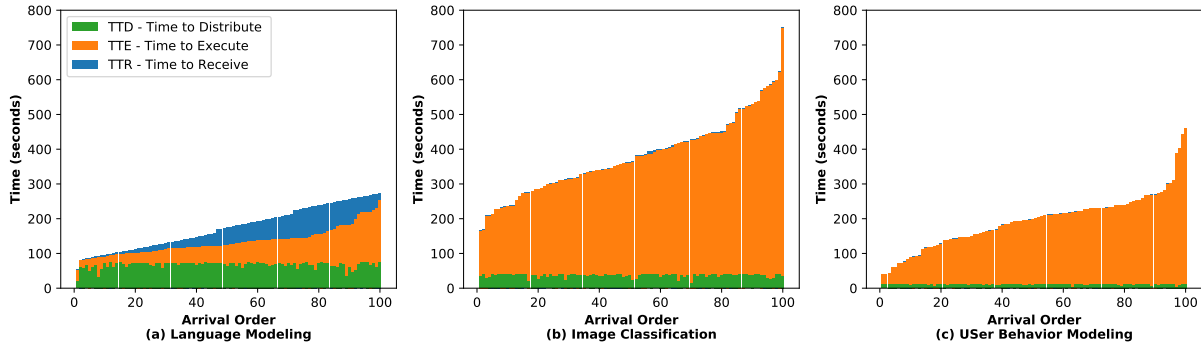
The results show that it takes longer to distribute the model (TTD) as it does to receive the model (TTR). This is because the initial model is going out to all 100 devices simultaneously, saturating the network, whereas the computed models are coming back at staggered times.

The majority the time to process the request is due to the time to train the model (TTE), and the limiting factor is the longest time to build the model on some devices. Even in case of the language modeling task, which has the largest model size (79 MB) and shortest average TTE time (69.62s), the overall time to complete the task is gated by the device with the longest model build time.

As the total time to complete a round of training is dependent on the slowest policy program execution time, the overall time to complete a round of training is not much longer than the TTE of the slowest device. This shows that the longer the local computation on the device, the less important the networking overheads become at scale.

These results indicate that the main overhead for running Policy-based Federated Learning tasks is firstly the execution time when





**Figure 5: Time to Distribute (TTD), Time to Execute (TTE), and Time to Receive (TTR) for one round of training the ML model for our use cases with 100 simultaneous users. The time to process the request is dominated by the time it takes build the model on the edge devices (TTE). TTD takes longer than TTR because the model is distributed to all the edge devices simultaneously, saturating the network. The Time to Process (TTP) on the PoliFL Server is negligible relative to the other times and is not shown here.**

training an ML model at the edge device, and secondly, with the current implementation of PoliFL Server, the bandwidth required for distributing models to multiple edge devices. More advanced distribution techniques could be used in the future to improve the scalability of the system.

## 6 POLICY-COMPLIANT FEDERATED LEARNING: EXAMPLE USE CASES

In this section, we investigate the performance of our approach when conducting federated learning while following heterogeneous policies. We test three common FL use cases: *language modeling*, *image classification*, and *user behavior modeling*. For each use case, we assume that users have one of two different privacy policies drawn from the example policies described in Sec. 3.3.

**Privacy-Preserving Methods.** In our setting we focus on two main privacy techniques: limiting amount of data that users share and adding differential privacy to the resulting model. We split users into two groups with different privacy regimes and allow third parties to submit federated learning programs. The third party is required to satisfy user policies but also needs to maintain acceptable level of final model performance (since it is trivial to generate a random model that is fully private but also unusable).

The main consequence when using differential privacy is that it requires restriction on training parameters in order to achieve desired budget. In particular, DP benefits from a larger round size and smaller number of total rounds [42]. Whereas the round size is limited by the available memory to accumulate updates from all the participants, the number of total rounds can be reduced at a cost of impacting the model performance. Furthermore, if the training involves only part of the dataset, all users participating in training incur higher privacy costs (see Table 4 for examples on privacy budgets and its dependency on training hyperparameters and dataset size).

**Policy Controls.** Each use case mentioned above is covered by a policy that enforces a certain type of training without restricting the model architecture or training parameters. Table 3 shows

simple policies, where we use the high-level call `runFL()` to represent policies corresponding to federated training which can be unraveled to a more detailed view as in Sec. 3.3. The PoliFL Server requires certain functions defined in collaboration with the third-party service, e.g., training, data fetching, and aggregation. We support scoping and thus combine multiple training methods under a single umbrella call `runFL()`. We further introduce a function `get_data(data_type)` that fetches corresponding data from the participating device.

As stated above, the third party can create their own model and distribute it to the participants along with the code that should satisfy the associated policies. The PoliFL Server will fetch the corresponding policies and execute that program. As we stated above, policies are public, and the provider can design programs that satisfy them.

**Policy-Compliance Strategies.** Assuming there exists an ordering on privacy policies (i.e., more privacy vs. less privacy), there are two natural approaches to training a model in a manner that complies with the (nonuniform) privacy policy associated with each user’s data: (1) model training could use training data only from the subset of users with a less-restrictive privacy policy while complying with the less-restrictive privacy policy for that data or (2) model training could use training data from all users while complying with the more-restrictive privacy policy for all users. However, both of these approaches could potentially harm the accuracy of the resulting model: the first strategy both reduces the size of the available training data and introduces the possibility that the training data might be drawn from a different population, while the second strategy is unable to fully utilize all training data to the maximum extent authorized by the privacy policies.

In an effort to leverage the available training data to the maximum extent authorized by the relevant privacy policies, we introduce a third approach to compliance with policy-based federated learning that we call *cascaed training*. In cascaed training, we first train the model on the subset of users with a more restrictive privacy policy and then fine-tune the resulting model on data from the group with the less-restrictive privacy policy.

**Table 3: Policies for different use cases. Blue color represents execution on the device, red color - execution on the FL platform.**

Use case	Group	Policy
Language Modeling	$Gr_1$	<code>get_data(data_type="reddit").runFL.enforce_privacy_budget(max_eps=1).return</code>
	$Gr_2$	<code>get_data(data_type="reddit").runFL.enforce_privacy_budget(max_eps=2).return</code>
Image Classification	$Gr_1$	<code>get_data(data_type="cifar").runFL.check_privacy_budget(max_eps=2).return</code>
	$Gr_2$	<code>get_data(data_type="cifar").runFL.check_privacy_budget(max_eps=5).return</code>
User Behavior Modeling	$Gr_1$	<code>get_data(data_type="MPU").runFL.return</code>
	$Gr_2$	<code>get_data(data_type="MPU").filter(sensors=['mic', 'loc']).runFL.return</code>

**Table 4: Effect of cascaded training. Splitting the dataset allows to fully exhaust privacy budgets of each group of users. We compute privacy guarantees using  $\delta = 10^{-8}$  for federated learning with round size = 5000 that performs short (1000 rounds) or long (2000 rounds) training.**

No	Dataset	Budget ( $\epsilon_{max}$ )	users, $10^8$	noise	rounds	Privacy spent ( $\epsilon$ ) on both groups	Satisfies budget
1.	Group $Gr_1$	1	1	0.01	1000	$\epsilon^{Gr_1}=0.82, \epsilon^{Gr_2}=0.00$	Yes
2.	Group $Gr_2$	2	1	0.005	1000	$\epsilon^{Gr_1}=0.00, \epsilon^{Gr_2}=1.72$	Yes
3.	Group $Gr_1$ (long run)	1	1	0.01	2000	$\epsilon^{Gr_1}=1.08, \epsilon^{Gr_2}=0.00$	No
4.	Group $Gr_2$ (long run)	2	1	0.005	2000	$\epsilon^{Gr_1}=0.00, \epsilon^{Gr_2}=2.28$	No
5.	Combined (long run)	$\min(\epsilon_{max}^{Gr_1}, \epsilon_{max}^{Gr_2})=1$	2	0.01	2000	$\epsilon^{Gr_1}=0.82, \epsilon^{Gr_2}=0.82$	Yes
6.	Cascaded (long run)	$\epsilon_{max}^{Gr_1}=1, \epsilon_{max}^{Gr_2}=2$	2	0.01	2000	$\epsilon^{Gr_1}=0.82, \epsilon^{Gr_2}=1.72$	Yes

We briefly observe that differential privacy is robust to post-processing, which implies that applying fine-tuning on an existing model with new user data (as done in cascaded training) will not impact the privacy budget of the existing users. Cascaded training is therefore compliant with policies that require different levels of differential privacy as long as groups with lower  $\epsilon$  values (*i.e.*, more restrictive privacy policies) are trained separately from groups with higher  $\epsilon$  values (*i.e.*, less restrictive privacy policies).

**Evaluation Setup.** We evaluate the feasibility of heterogeneous policies for the three previously described tasks by running full training on the datasets. Due to the computational limitations of the Raspberry Pi deployment when running over all participants, we resort to a generic setup using a server with 4 Nvidia TitanX GPUs. As code and library implementation is the same, we expect the same convergence results to hold when run on a swarm of edge devices.

We evaluate whether the use of cascaded training is capable of improving the performance of the model while preserving heterogeneous privacy restrictions. For each use case, we divide the dataset of user data into groups with distinct policies from Table 3.

Due to hardware limitations, we cannot maintain tight differential privacy guarantees and produce models that converge on an even relatively large dataset of 80,000 Reddit users. Achieving meaningful privacy guarantees on datasets and acceptable utility require a large number of participants, *e.g.*, millions of users and large round size shown in Table 4 and has been empirically demonstrated by McMahan *et al.* [42]. To mitigate this problem we adopt a notion of weak differential privacy [48], aiming to mimic the DP parameters, *e.g.*, clipping bound and noise distribution, proposed by McMahan *et al.* [42].

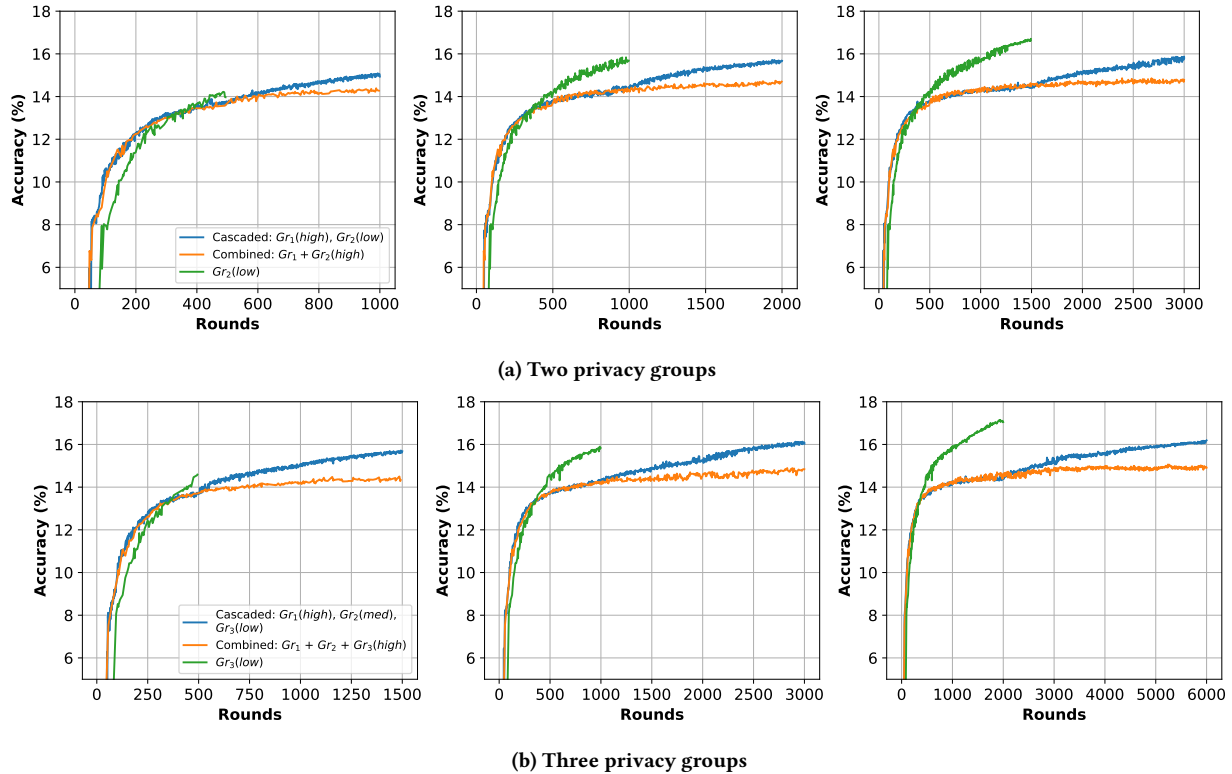
## 6.1 Language modeling

Typed text can include sensitive information. Distributed training can help conceal the data by releasing only trained models instead of raw text [24].

We use our system to train a word prediction model using the Reddit dataset [41]. We use 80,000 posts from the public Reddit dataset considering users that have between 150 and 500 posts with 247 posts each on average. The task is to predict the next word given a partial word sequence. Each post is treated as a training sentence. We use a two-layer, 10M-parameter sample LSTM model [54] with 200 hidden units. An input is split into a sequence of 64 words. For participants local training, we use a batch size of 20, learning rate of 20, and the SGD optimizer.

We run up to 6,000 rounds of training and picking 100 participants every round. A model trained on all user data without any privacy restrictions achieves total accuracy of 19%. For differential private training we follow parameters from [42] and set the clipping bound  $S = 15$ . For one experiment, users were divided into two equal groups ( $Gr_1$  and  $Gr_2$ ) with added noise  $\sigma$  of 0.01 and 0.001, respectively. For the second experiment, users were divided into three equal groups ( $Gr_1$ ,  $Gr_2$ , and  $Gr_3$ ) with added noise  $\sigma$  of 0.01, 0.005, and 0.001, respectively. As differential privacy is sensitive to a number of total rounds we restrict training to a maximum allowed rounds for the whole dataset.

**Results.** The results for the two-group and three-group cascade are shown in Fig. 6a and 6b, respectively. Our experiments are based on the settings shown in Table 4, but using a smaller dataset. We compare the cascading trained model (row 6) to two other models, one trained with all data but at a higher privacy (lower  $\epsilon$  budget, row 5) and the other using the low privacy (higher  $\epsilon$  budget, row



**Figure 6: Performance of the language modeling task. Evaluating performance on users split into (a) two privacy groups, and (b) three privacy groups. The cascaded experiment trained with the highest privacy group first ( $\sigma=0.01, S=15$ ) and the lowest privacy group last ( $\sigma=0.001, S=15$ ). The three group cascaded experiment also had a medium privacy group ( $\sigma=0.005, S=15$ ). The combined experiment had all groups trained using high privacy setting ( $\sigma=0.01, S=15$ ). The last experiment trained the model using data only from the low privacy group ( $\sigma=0.001, S=15$ ) but trained for fewer rounds to maintain differential privacy guarantees.**

2) group. We ignore rows 3 and 4 as they do not satisfy privacy budgets, as well as the row 1 case that is part of a combined case 5. Following the results in Table 4 (rows 5 and 6) when two groups are combined together (e.g., using the complete dataset) we run FL for twice as long.

In all cases, training using all data but at the higher privacy setting (row 5) was the worst performing model. The cascaded model (row 6) outperforms the low privacy model on shorter training experiments but does not perform well when longer training is allowed. In the two groups case (Fig. 6a), training the cascaded model for 1000 rounds resulted in better performance. When training the cascaded model for 2000 rounds, accuracy was similar to the low privacy model trained for 1000 rounds. Training the cascaded model for 3000 rounds gave lower performance than training the low privacy models for 1500 rounds. We see similar results for the three group experiments (Fig. 6b). The cascaded model does better than the low privacy model at 1500 rounds, similar accuracy for 3000 rounds of training, and lower accuracy at 6000 rounds. These results show that a cascaded approach works well for models that cannot be trained for many rounds due to their privacy budget restriction, however when the training is allowed for more rounds

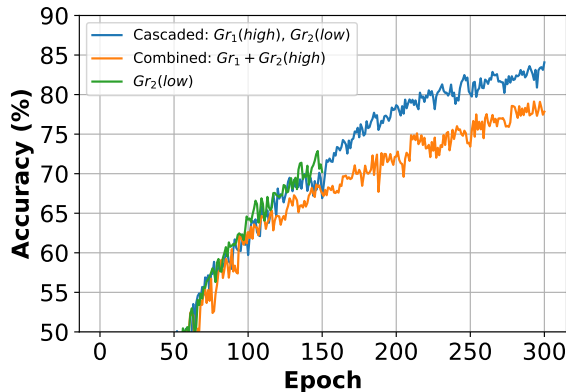
training solely on a single group with less added noise achieves better performance.

## 6.2 Image Classification

A locally trained image classification model is useful when a user might want to keep photos private on their local device but still decide to contribute to the global recognition model.

We use CIFAR-10 image recognition [35] task as another scenario of use for Federated Learning. We split the data among 100 participants using Dirichlet distribution with  $\alpha = 0.9$ . We use ResNet18 model [26] with 11 mln parameters, batch size of 32, and learning rate of 0.1. We run 350 rounds of training selecting 10 participants at each round and  $\eta = 5$ . For differentially private federated learning we set the clipping bound to  $S = 15$ . Users were divided into two equal groups ( $G_{r1}$  and  $G_{r2}$ ) of high and low privacy with added noise  $\sigma$  of 0.01 and 0.001, respectively.

**Results.** Fig. 7 presents the training performance of the two privacy groups, together with the case of cascaded training. In contrast to the previous use case (language modeling task), results of this task show that cascaded training outperforms the cases when all users were set with same high or low privacy budget ( $\sigma = 0.01$  or  $\sigma = 0.001$ , respectively). Training for users with low privacy



**Figure 7: Performance of the image classification task. A model trained with cascaded training method outperforms a model trained on combined data but with high privacy ( $\sigma=0.01, S=15$ ) and trained on a single group but with less privacy ( $\sigma=0.001, S=15$ ).**

preference could not exceed epoch 150 in order to keep the group’s privacy budget valid, and consequently achieved a performance 70.22%. Users with high privacy budget achieved a higher accuracy of 77.84% where cascaded training outperformed both other cases, reached an accuracy of 84.07%.

### 6.3 User Behavior modeling

This use case predicts whether a user will engage with a notification (*i.e.*, click at the notification or open the corresponding app) within 10 minutes it is received from their device [32].

We used the Mobile Phone Use (MPU) dataset [52] which includes use-logs from 237 Android phone users for an average duration of four weeks. More particularly, it includes data from 15 physical and virtual mobile sensors (*i.e.*, accelerometer, battery, network data, light, noise, location, app used, audio source, music played, charging state, notification, access to notification center, ringer mode, screen state, screen orientation).

Following the work from [32], we use a fully-connected time-distributed linear layer with 50 parametric rectified linear units, two stateful LSTMs as hidden layers with 500 units, and a dense layer with sigmoid activation function and total of 3 mln parameters. For differentially private federated learning we similarly set  $S = 15$ . Note that for this task, due to the unbalanced nature of the dataset, we first computed the receiver operating characteristics (ROC) curve and report the performance as the area under the curve (AUC), also suggested in the original work [32].

In this task we tested several different cases, listed in Table 5. We divided users into two equal groups ( $Gr_1$  and  $Gr_2$ ) and manipulated (a) the data access (users either contribute all their data, or exclude location and microphone) and (b) the preference of high and low privacy, with added noise  $\sigma$  of 0.01 and 0.001, respectively. For more information about the executed policies, please refer to Table 3.

**Results.** Table 5 shows the performance of the user behavior modeling task in the two different cases of policy preference. Our approach for cascaded training in the example of data access-based

**Table 5: Performance (in ROC AUC) of user behavior modeling task. We manipulated (a) the sensor data access, and (b) the privacy preference. Training was performed for 500 rounds with 10 participants per round.**

	Use case	Perf.
Sensors	$Gr_1 + Gr_2$ (all data)	72.4%
	$Gr_1$ (all data), $Gr_2$ (no mic+location)	70.6%
	$Gr_1$ (no mic+location), $Gr_2$ (all data)	71.1%
	$Gr_1 + Gr_2$ (no mic+location)	69.8%
DP	Combined: $Gr_1$ (high privacy), $Gr_2$ (low privacy)	70.9%
	Cascaded: $Gr_1 + Gr_2$ (high privacy)	68.4%
	$Gr_2$ (low privacy, stopped at epoch 250)	69.1%

policies was to train the group with less data first (*i.e.*, no microphone and location data) and further personalize the model with the group of richer data (*i.e.*, include all data), achieving an AUC performance of 71.1%, a 1.13% increase compared to a homogeneous policy that does not allow access to these sensitive data for all users ( $Gr_1 + Gr_2$ ). Similar to the other two tasks, cascaded training achieved an accuracy of 70.9%, outperforming both other cases of high (68.4%) and low (69.1%) privacy preference. Note that, once again, the low privacy task had to be stopped at epoch 250 in order to keep the  $\epsilon$  guarantee valid.

## 7 CONCLUSIONS

We present PoliFL, a decentralized policy-based framework for federated learning tasks. Using a number of privacy-sensitive use cases including text, image and mobile sensor-based models, we evaluated PoliFL and demonstrated its feasibility and scalability.

Further work will be required to identify the full range of policies appropriate for federated learning and to provide formal guarantees for how different policies interact. Nonetheless, this work constitutes an important step towards supporting general heterogeneous policies for federated learning.

## ACKNOWLEDGMENTS

The authors would like to thank Nate Foster and Fred B. Schneider for the initial productive discussions and ideas. This work was supported in part by the NSF Grant 1642120. Haddadi and Katevas were partially funded by the EPSRC Databox project EP/N028260/1 and the EPSRC DADA project EP/R03351X/1.

## REFERENCES

- [1] M. Abadi, A. Chu, I. Goodfellow, H. B. McMahan, I. Mironov, K. Talwar, and L. Zhang. Deep learning with differential privacy. In *CCS*, 2016.
- [2] G. J. Annas. Hipaa regulations—a new era of medical-record privacy?, 2003.
- [3] S. Arzt, S. Rasthofer, C. Fritz, E. Bodden, A. Bartel, J. Klein, Y. Le Traon, D. Ocateau, and P. McDaniel. Flowdroid: Precise context, flow, field, object-sensitive and lifecycle-aware taint analysis for android apps. *Acm Sigplan Notices*, 49(6):259–269, 2014.
- [4] E. Bagdasaryan, G. Berstein, J. Waterman, E. Birrell, N. Foster, F. B. Schneider, and D. Estrin. Ancile: Enhancing privacy for ubiquitous computing with use-based privacy. In *Proceedings of the 18th ACM Workshop on Privacy in the Electronic Society*, pages 111–124, 2019.
- [5] E. Bagdasaryan, A. Veit, Y. Hua, D. Estrin, and V. Shmatikov. How to backdoor federated learning. In *International Conference on Artificial Intelligence and Statistics*, pages 2938–2948. PMLR, 2020.

- [6] E. Birrell and F. B. Schneider. A reactive approach for use-based privacy. Technical report, Cornell University, 2017.
- [7] K. Bonawitz, H. Eichner, W. Grieskamp, D. Huba, A. Ingerman, V. Ivanov, C. M. Kiddon, J. Konečný, S. Mazzocchi, B. McMahan, T. V. Overveldt, D. Petrou, D. Ramage, and J. Roselander. Towards federated learning at scale: System design. In *SysML 2019*, 2019.
- [8] K. Bonawitz, V. Ivanov, B. Kreuter, A. Marcedone, H. B. McMahan, S. Patel, D. Ramage, A. Segal, and K. Seth. Practical secure aggregation for privacy-preserving machine learning. In *Proceedings of the 2017 ACM SIGSAC Conference on Computer and Communications Security*, pages 1175–1191. ACM, 2017.
- [9] J. A. Brzozowski. Derivatives of regular expressions. In *Journal of the ACM*. Citeseer, 1964.
- [10] A. Chaudhry, J. Crowcroft, H. Howard, A. Madhavapeddy, R. Mortier, H. Haddadi, and D. McAuley. Personal data: Thinking inside the box. In *Proceedings of The Fifth Decennial Aarhus Conference on Critical Alternatives*, CA'15, pages 29–32, Aarhus N, 2015. Aarhus University Press.
- [11] T. Do, T. Hoang, V. Pomponiu, Y. Zhou, Z. Chen, N. Cheung, D. Koh, A. Tan, and S. Tan. Accessible melanoma detection using smartphones and mobile image analysis. *IEEE Transactions on Multimedia*, 20(10):2849–2864, 2018.
- [12] Docker Inc. What is a container? <https://www.docker.com/what-container>, Apr. 2017.
- [13] C. Dwork. Differential privacy: A survey of results. In *International conference on theory and applications of models of computation*, pages 1–19. Springer, 2008.
- [14] C. Dwork. Differential privacy. In *Encyclopedia of Cryptography and Security*, pages 338–340. Springer, 2011.
- [15] W. Enck, P. Gilbert, S. Han, V. Tendulkar, B.-G. Chun, L. P. Cox, J. Jung, P. McDaniel, and A. N. Sheth. Taintdroid: an information-flow tracking system for realtime privacy monitoring on smartphones. *ACM Transactions on Computer Systems (TOCS)*, 32(2):5, 2014.
- [16] A. Fischer, B. Fuhry, F. Kerschbaum, and E. Bodden. Computation on encrypted data using dataflow authentication. *Proceedings on Privacy Enhancing Technologies*, 2020(1):5–25, 2020.
- [17] M. Fredrikson, S. Jha, and T. Ristenpart. Model inversion attacks that exploit confidence information and basic countermeasures. In *Proceedings of the 22nd ACM SIGSAC Conference on Computer and Communications Security*, pages 1322–1333, 2015.
- [18] M. Fredrikson, E. Lantz, S. Jha, S. Lin, D. Page, and T. Ristenpart. Privacy in pharmacogenetics: An end-to-end case study of personalized warfarin dosing. In *23rd {USENIX} Security Symposium ({USENIX} Security 14)*, pages 17–32, 2014.
- [19] P. Garcia Lopez, A. Montresor, D. Epema, A. Datta, T. Higashino, A. Iamnitchi, M. Barcellos, P. Felber, and E. Riviere. Edge-centric computing: Vision and challenges. *SIGCOMM Comput. Commun. Rev.*, 45(5):37–42, Sept. 2015.
- [20] R. C. Geyer, T. Klein, and M. Nabi. Differentially private federated learning: A client level perspective. *arXiv preprint arXiv:1712.07557*, 2017.
- [21] O. Goldreich. Secure multi-party computation. *Manuscript. Preliminary version*, 78, 1998.
- [22] S. Guha, A. Reznichenko, K. Tang, H. Haddadi, and P. Francis. Serving ads from localhost for performance, privacy, and profit. In *ACM Workshop on Hot Topics in Networks (HotNets-VIII)*. ACM, 2009.
- [23] P. Händel, J. Ohlsson, M. Ohlsson, I. Skog, and E. Nygren. Smartphone-based measurement systems for road vehicle traffic monitoring and usage-based insurance. *IEEE systems journal*, 8(4):1238–1248, 2013.
- [24] A. Hard, K. Rao, R. Mathews, S. Ramaswamy, F. Beaufays, S. Augenstein, H. Eichner, C. Kiddon, and D. Ramage. Federated learning for mobile keyboard prediction. *arXiv preprint arXiv:1811.03604*, 2018.
- [25] S. Hardy, W. Henecka, H. Ivey-Law, R. Nock, G. Patrini, G. Smith, and B. Thorne. Private federated learning on vertically partitioned data via entity resolution and additively homomorphic encryption. *arXiv preprint arXiv:1711.10677*, 2017.
- [26] K. He, X. Zhang, S. Ren, and J. Sun. Deep residual learning for image recognition. In *Proceedings of the IEEE conference on computer vision and pattern recognition*, pages 770–778, 2016.
- [27] E. Hesamifard, H. Takabi, M. Ghasemi, and R. N. Wright. Privacy-preserving machine learning as a service. *Proceedings on Privacy Enhancing Technologies*, 2018(3):123 – 142, 01 Jun. 2018.
- [28] B. Hitaj, G. Ateniese, and F. Perez-Cruz. Deep models under the gan: information leakage from collaborative deep learning. In *Proceedings of the 2017 ACM SIGSAC Conference on Computer and Communications Security*, pages 603–618, 2017.
- [29] P. Holley. Wearable technology started by tracking steps. soon, it may allow your boss to track your performance. *Washington Post*, 2019.
- [30] Identity Theft Resource Center. ITRC Breach Statistics 2005–2015. [http://www.idtheftcenter.org/images/ibreach/2005to2015\\_20160828.pdf](http://www.idtheftcenter.org/images/ibreach/2005to2015_20160828.pdf), 2016.
- [31] P. Kairouz, H. B. McMahan, B. Avent, A. Bellet, M. Bennis, A. N. Bhagoji, K. Bonawitz, Z. Charles, G. Cormode, R. Cummings, et al. Advances and open problems in federated learning. *arXiv preprint arXiv:1912.04977*, 2019.
- [32] K. Katevas, I. Leontiadis, M. Pielot, and J. Serrà. Practical processing of mobile sensor data for continual deep learning predictions. In *Proceedings of the 1st International Workshop on Deep Learning for mobile systems and applications*, pages 19–24, 2017.
- [33] J. Konečný, H. B. McMahan, F. X. Yu, P. Richtárik, A. T. Suresh, and D. Bacon. Federated learning: Strategies for improving communication efficiency. In *NIPS Workshop*, 2016.
- [34] N. Kourtellis, K. Katevas, and D. Perino. Flaas: Federated learning as a service. *DistributedML'20*, page 7–13, New York, NY, USA, 2020. Association for Computing Machinery.
- [35] A. Krizhevsky, G. Hinton, et al. Learning multiple layers of features from tiny images. Technical report, Citeseer, 2009.
- [36] D. Leroy, A. Coucke, T. Lavril, T. Gisselbrecht, and J. Dureau. Federated learning for keyword spotting. In *ICASSP 2019-2019 IEEE International Conference on Acoustics, Speech and Signal Processing (ICASSP)*, pages 6341–6345. IEEE, 2019.
- [37] N. Li, W. Qardaji, D. Su, Y. Wu, and W. Yang. Membership privacy: a unifying framework for privacy definitions. In *Proceedings of the 2013 ACM SIGSAC Conference on Computer & communications security*, pages 889–900, 2013.
- [38] T. Li, Y. Agarwal, and J. I. Hong. Coconut: An ide plugin for developing privacy-friendly apps. *Proceedings of the ACM on Interactive, Mobile, Wearable and Ubiquitous Technologies*, 2(4):178, 2018.
- [39] Y. Li, F. Chen, T. J.-J. Li, Y. Guo, G. Huang, M. Fredrikson, Y. Agarwal, and J. I. Hong. Privacystreams: Enabling transparency in personal data processing for mobile apps. *Proceedings of the ACM on Interactive, Mobile, Wearable and Ubiquitous Technologies*, 1(3):76, 2017.
- [40] B. McMahan, E. Moore, D. Ramage, S. Hampson, and B. A. y Arcas. Communication-efficient learning of deep networks from decentralized data. In *Artificial Intelligence and Statistics*, pages 1273–1282, 2017.
- [41] B. McMahan, E. Moore, D. Ramage, S. Hampson, and B. A. y Arcas. Communication-efficient learning of deep networks from decentralized data. In *AISTATS*, pages 1273–1282, 2017.
- [42] H. B. McMahan, D. Ramage, K. Talwar, and L. Zhang. Learning differentially private recurrent language models. In *ICLR*, 2018.
- [43] L. Melis, C. Song, E. De Cristofaro, and V. Shmatikov. Exploiting unintended feature leakage in collaborative learning. In *2019 IEEE Symposium on Security and Privacy (SP)*, pages 691–706. IEEE, 2019.
- [44] J. Mills, J. Hu, and G. Min. Communication-efficient federated learning for wireless edge intelligence in iot. *IEEE Internet of Things Journal*, 2019.
- [45] F. Mo, A. S. Shamsabadi, K. Katevas, S. Demetriou, I. Leontiadis, A. Cavallaro, and H. Haddadi. Darknetz: towards model privacy at the edge using trusted execution environments. In *Proceedings of the 18th International Conference on Mobile Systems, Applications, and Services*, pages 161–174, 2020.
- [46] P. Mohassel and Y. Zhang. Secureml: A system for scalable privacy-preserving machine learning. In *2017 IEEE Symposium on Security and Privacy (SP)*, pages 19–38. IEEE, 2017.
- [47] S. Narain and G. Noubir. Mitigating location privacy attacks on mobile devices using dynamic app sandboxing. *Proceedings on Privacy Enhancing Technologies*, 2019(2):66–87, 2019.
- [48] M. Naseri, J. Hayes, and E. De Cristofaro. Toward robustness and privacy in federated learning: Experimenting with local and central differential privacy. *arXiv preprint arXiv:2009.03561*, 2020.
- [49] T. D. Nguyen, S. Marchal, M. Miettinen, H. Fereidooni, N. Asokan, and A.-R. Sadeghi. Diot: A federated self-learning anomaly detection system for iot. In *2019 IEEE 39th International Conference on Distributed Computing Systems (ICDCS)*, pages 756–767. IEEE, 2019.
- [50] E. Parliament and C. of European Union. Regulation (EU) 2016/679.
- [51] I. Perez-Pozuelo, D. Spathis, E. A. Clifton, and C. Mascolo. Chapter 3 - wearables, smartphones, and artificial intelligence for digital phenotyping and health. In S. Syed-Abdul, X. Zhu, and L. Fernandez-Luque, editors, *Digital Health*, pages 33 – 54. Elsevier, 2021.
- [52] M. Pielot, B. Cardoso, K. Katevas, J. Serrà, A. Matic, and N. Oliver. Beyond interruptibility: Predicting opportune moments to engage mobile phone users. *Proceedings of the ACM on Interactive, Mobile, Wearable and Ubiquitous Technologies*, 1(3):1–25, 2017.
- [53] E. Pournaras, I. Moise, and D. Helbing. Privacy-preserving ubiquitous social mining via modular and compositional virtual sensors. In *2015 IEEE 29th International Conference on Advanced Information Networking and Applications*, pages 332–338. IEEE, 2015.
- [54] PyTorch examples. [https://github.com/pytorch/examples/tree/master/word\\_language\\_model](https://github.com/pytorch/examples/tree/master/word_language_model), 2019.
- [55] S. Reddi, Z. Charles, M. Zaheer, Z. Garrett, K. Rush, J. Konečný, S. Kumar, and H. B. McMahan. Adaptive federated optimization. *arXiv preprint arXiv:2003.00295*, 2020.
- [56] A restricted execution environment for python to run untrusted code. <https://github.com/zopefoundation/RestrictedPython>, 2006.
- [57] A. Sabelfeld and A. C. Myers. Language-based information-flow security. *IEEE Journal on selected areas in communications*, 21(1):5–19, 2003.
- [58] A. Salem, Y. Zhang, M. Humbert, P. Berrang, M. Fritz, and M. Backes. ML-leaks: Model and data independent membership inference attacks and defenses on machine learning models. *arXiv preprint arXiv:1806.01246*, 2018.

- [59] S. Servia-Rodríguez, L. Wang, J. R. Zhao, R. Mortier, and H. Haddadi. Privacy-preserving personal model training. In *2018 IEEE/ACM Third International Conference on Internet-of-Things Design and Implementation (IoTDI)*, pages 153–164. IEEE, 2018.
- [60] R. Shokri, M. Stronati, C. Song, and V. Shmatikov. Membership inference attacks against machine learning models. In *2017 IEEE Symposium on Security and Privacy (SP)*, pages 3–18. IEEE, 2017.
- [61] Tensorflow Federated. <https://github.com/tensorflow/federated>, 2020.
- [62] V. Toubiana, A. Narayanan, D. Boneh, H. Nissenbaum, and S. Barocas. Adnostic: Privacy preserving targeted advertising. In *Proceedings Network and Distributed System Symposium*, 2010.
- [63] N. Volgushev, M. Schwarzkopf, B. Getchell, M. Varia, A. Lapets, and A. Bestavros. Conclave: secure multi-party computation on big data. In *Proceedings of the Fourteenth EuroSys Conference 2019*, page 3. ACM, 2019.
- [64] H. Wang, J. Hong, and Y. Guo. Using text mining to infer the purpose of permission use in mobile apps. In *Proceedings of the 2015 ACM International Joint Conference on Pervasive and Ubiquitous Computing*, pages 1107–1118. ACM, 2015.
- [65] S. Wang, T. Tuor, T. Salonidis, K. K. Leung, C. Makaya, T. He, and K. Chan. Adaptive federated learning in resource constrained edge computing systems. *IEEE Journal on Selected Areas in Communications*, 37(6):1205–1221, 2019.
- [66] K. Wei, J. Li, M. Ding, C. Ma, H. H. Yang, F. Farokhi, S. Jin, T. Q. Quek, and H. V. Poor. Federated learning with differential privacy: Algorithms and performance analysis. *IEEE Transactions on Information Forensics and Security*, 2020.
- [67] S. B. Wicker. The loss of location privacy in the cellular age. *Communications of the ACM*, 55(8):60–68, 2012.
- [68] W. Woerndl, J. Huebner, R. Bader, and D. Gallego-Vico. A model for proactivity in mobile, context-aware recommender systems. In *Proceedings of the Fifth ACM Conference on Recommender Systems, RecSys '11*, page 273–276, New York, NY, USA, 2011. Association for Computing Machinery.
- [69] D. Woodlock. The abuse of technology in domestic violence and stalking. *Violence Against Women*, 23(5):584–602, 2017.
- [70] S. Yeom, I. Giacomelli, M. Fredrikson, and S. Jha. Privacy risk in machine learning: Analyzing the connection to overfitting. In *2018 IEEE 31st Computer Security Foundations Symposium (CSF)*, pages 268–282. IEEE, 2018.
- [71] Y. Zhao, M. Li, L. Lai, N. Suda, D. Civin, and V. Chandra. Federated learning with non-iid data. *arXiv preprint arXiv:1806.00582*, 2018.
- [72] W. Zheng, A. Dave, J. G. Beekman, R. A. Popa, J. E. Gonzalez, and I. Stoica. Opaque: An oblivious and encrypted distributed analytics platform. In *14th {USENIX} Symposium on Networked Systems Design and Implementation ({NSDI} 17)*, pages 283–298, 2017.

## APPENDIX

### A POLICY ENFORCEMENT

We adopt the same structure of policy enforcement as Ancile [4]: we treat a policy as a regular expression and advance it using modified version of Brzozowski derivatives [9], see notation on Fig. 8. A summary of the operations on policies  $E$  is given in Fig. 9 and the derivative step is given in Fig. 10.

$P$	$::= C$	–	command
	$  P_1 . P_2$	–	sequence
	$  (P_1 + P_2)$	–	union
	$  (P_1 \& P_2)$	–	intersection
	$  !P$	–	negation
	$  P^*$	–	Kleene star
	$  0$	–	no operation

Figure 8: Policy Syntax

$E(\emptyset)$	$= 0$
$E(C)$	$= 0$
$E(P_1 . P_2)$	$= E(P_1) \wedge E(P_2)$
$E(P_1 + P_2)$	$= E(P_1) \vee E(P_2)$
$E(P_1 \& P_2)$	$= E(P_1) \wedge E(P_2)$
$E(P^*)$	$= 1$
$E(!P)$	$= !E(P)$

Figure 9: Emptiness check operation  $E(P)$

$D(\emptyset, C)$	$= 0$
$D(C, C)$	$= 1$
$D(C, C')$	$= 0$ (for $C \neq C'$ )
$D(P_1 . P_2, C)$	$= D(P_1, C) . P_2 + E(P_1) . D(P_2, C)$
$D(P_1 + P_2, C)$	$= D(P_1, C) + D(P_2, C)$
$D(P_1 \& P_2, C)$	$= D(P_1, C) \& D(P_2, C)$
$D(P^*, C)$	$= D(P, C) . P^*$
$D(!P, C)$	$= !D(P, C)$

Figure 10: A summary of the syntactic operation  $D$

Algorithm 2 Federated Learning: Local training.

---

```

1: function TRAIN_LOCAL(model  $G^t$ , data  $\mathcal{D}_{local}$ )
2:   # Initialize local model  $L$  for time  $t+1$ 
3:    $L^{t+1} \leftarrow G^t$ 
4:   for epoch  $e \leftarrow 1, E$  do
5:     for batch  $b \in \mathcal{D}_{local}$  do
6:        $L^{t+1} \leftarrow L^{t+1} - lr \cdot \nabla \ell(L^{t+1}, b)$ 
7:     end for
8:   end for
9:   return  $L^{t+1}$ 
10: end function

```

---

Algorithm 3 Addition of Differential Privacy.

---

```

1: function TRAIN_LOCAL_DP( $G^t$ ,  $\mathcal{D}_{local}$ ):
2:   # Perform normal local training
3:    $L^{t+1} \leftarrow \text{train\_local}(\text{model}, \mathcal{D}_{local})$ 
4:   return  $\text{Clip}(L^{t+1}, S) + \mathcal{N}(0, \sigma^2)/m$ 
5: end function

```

---

Algorithm 4 Federated Learning: Accumulate local models.

---

```

1: function ACCUMULATE(model  $L$ ,  $tmp\_sum$ )
2:   for name  $n$ , param  $p \in L.parameters()$  do
3:      $tmp\_sum[n] += p$ 
4:   end for
5:   return  $tmp\_sum$ 
6: end function

```

---

Algorithm 5 Federated Learning: Updating global model.

---

```

1: function AVERAGE(global model  $G^t$ ,  $sum^{t+1}$ )
2:   for name  $name$ , param  $p \in G^t.parameters()$  do
3:      $update = \eta/n \cdot (sum^{t+1}[name])$ 
4:      $param.add_(update)$ 
5:   end for
6:    $G^{t+1} = G^t$ 
7:   return  $G^{t+1}$ 
8: end function

```

---