

Evolution and universality of Two-stage Kondo effect in single manganese phthalocynine molecule transistors

Xiao Guo^{1,2,3}, Qiu hao Zhu^{2,3}, Liyan Zhou^{2,3}, Wei Yu^{2,3}, Wengang Lu^{2,3}, Wenjie Liang^{1,2,3*}

- 1 Songshan Lake Materials Laboratory, Dongguan, Guangdong 523808, China
- 2 Beijing National center for Condensed Matter Physics, Beijing Key Laboratory for Nanomaterials and Nanodevices, Institute of Physics, Chinese Academy of Sciences, Beijing, 100190, P. R. China;
- 3 CAS Center of Excellence in Topological Quantum Computation and School of Physical Sciences, University of Chinese Academy of Sciences, Beijing 100190, P.R. China.

*email: wjliang@iphy.ac.cn

Abstract

Kondo effect offers an important paradigm to understand strong correlated many-body physics. Although under intensive study, some of important properties of Kondo effect, in systems where both itinerant coupling and localized coupling play significant roles, are still elusive. Here we report evolution and universality of two stage Kondo effect, the simplest form where both couplings are important using single molecule transistor devices incorporating Manganese phthalocynine molecules. Kondo temperature T^* of two-stage Kondo effect evolves linearly against effective interaction of involved two spins. Observed Kondo resonance shows universal quadratic dependence with all adjustable parameters: temperature, magnetic field and biased voltages. The difference in nonequilibrium conductance of two stage Kondo effect to spin 1/2 Kondo effect is also identified. Messages learned in this study fill in directive experimental evidence of evolution of two-stage Kondo resonance near quantum phase transition point, and help in understanding sophisticated molecular electron spectroscopy in strong correlation regime.

Introduction

Strong correlated many-body effects are among the most intriguing topics in modern solid state physics, crucial for understanding fundamental mechanism of exotic phenomena such as non-Fermi liquid behaviors of heavy fermion, formation of Mott insulator, unconventional superconductivity and Kondo physics^{1,2}. Although origins of many correlation effects of complex materials are quite different and in debate, Kondo effect has risen to be a powerful paradigm to understand strong correlations processes in many systems involving Fermion^{1,3} or Bosonic baths^{4,5}, and impurities with different forms of degenerate, like spin⁶⁻⁸, charge⁹, orbital¹⁰ and topological¹¹.

Due to the advance in constructing confined nanostructures^{6,12}, single level single channel spin 1/2 Kondo effect has been widely studied^{7,13,14}, where a single spin-1/2 local magnetic moment interacts with large number of itinerant electrons via a single Kondo channel. Kondo phenomena in real materials could be more complicated¹⁵ and more fascinating, when more levels and channels involved. In past years, underscreened, overscreened and multi-level

multi-channel Kondo phenomena have been intensively studied^{9,16,17}. Exotic quasiparticle statistics and quantum phase transition were found in the researches^{9,18}. Due to the difficulties in constructing good multi-level Kondo systems¹⁹, and in defining multiple parameters for tuning the systems²⁰, controlling and systematic experimental studies of multi-level multi-channel Kondo effect are very limited.

Two-stage Kondo effect^{13,15,19,21}, describing Kondo correlation with two quantum levels via one or two Kondo channels, is the simplest multi-level multi-channel Kondo phenomenon. Interaction of particles in two levels compete with interaction between these localized particles with itinerant ones, leading to non-monotonic temperature dependence, governed by two Kondo temperatures, T_k and T^* . It was observed in artificial quantum dots^{19,21}, carbon nanotube²² and molecules²³. Although the general picture of two stage Kondo effect is well studied, the experimental examination of how Kondo temperatures are related to inner level interaction is missing, which is essential for understanding the exotic Kondo effect. Moreover, universality of Kondo physics, an important concept promising wide application of Kondo picture in strong correlate many body physics, was usually shown as universal scaling of temperature over Kondo temperature⁷. In other cases, biased voltage was included¹⁴. As a universal law, the universality should be shown against any type of small energy excitations. Here we report the evolution and universality of two-stage Kondo effects in single Manganese phthalocyanine (MnPc, insert of Fig. 1a) transistors. In this system, correlation between itinerant electrons and localized spins competes with correlation between localized spins, leading to single channel two-stage Kondo effect. Unambiguously linear relationship was revealed for the first time between T^* and effective interaction of two spins. The universality of two-stage Kondo effect is shown against all experimental parameters with a universal quadratic function. Direct comparison between single channel two-stage Kondo effect and single channel spin 1/2 Kondo effect in the same device is carried out. Differences in non-equilibrium transport prove that the observed second stage in two stage Kondo process cannot be simply regarded as invert process of spin 1/2 Kondo effect.

Results and Discussion

Device fabrication and measurement

Our devices were prepared by electromigration techniques¹² (details in Supplementary Methods) and a schematic diagram is depicted in Fig. 1a. Fig. 1b shows the scanning electron microscopy (SEM) image of a represented junction. The central part of the devices is individual Manganese phthalocyanine (MnPc) molecule. Transition metal phthalocyanine molecules benefit from high coupling to metal substrate²⁴, and their near degenerate molecular orbitals (HOMOs) mainly occupied by d orbital electrons of the metal ion²⁵. By changing the transition metal ion, the orbital structure and spin ground state could be easily changed²⁶, making them ideal for studying exotic Kondo phenomena²⁰.

Electrical measurement was taken from 280mK to 20K, above which the device is less stable. A bias voltage V_{sd} between source and drain electrodes was applied to adjust the energy of electrons passing through the device. While a gate voltage V_g was applied to an aluminum electrode to change chemical potential of the molecule. The excited states arising from the internal vibration of the molecules help us to identify whether the measured signals come from

individual MnPc molecules (see Supplementary Methods)

Two stage Kondo effect.

Fig.1c and 1d show differential conductance (dI/dV) plots of two representative molecular devices, (1 and 2) as a function of bias voltages (V_{sd}) and gate voltages (V_g). Typical coulomb blockade behaviors were observed in both devices, with differential conductance peaks defining two electron blocking regions, I and II, associated with two adjacent charge states of the molecule.

A sharp zero-bias peak was observed in region I while a gate tunable zero-bias split peak was observed in region II for both devices. Evolution of these peaks around zero bias forms the central topics of this work, and as we will see they are different Kondo processes corresponding to different conditions in different charge states of MnPc molecules. For simplicity, further discussions are mainly based on device 1, although all the features are shared by device 1 and 2.

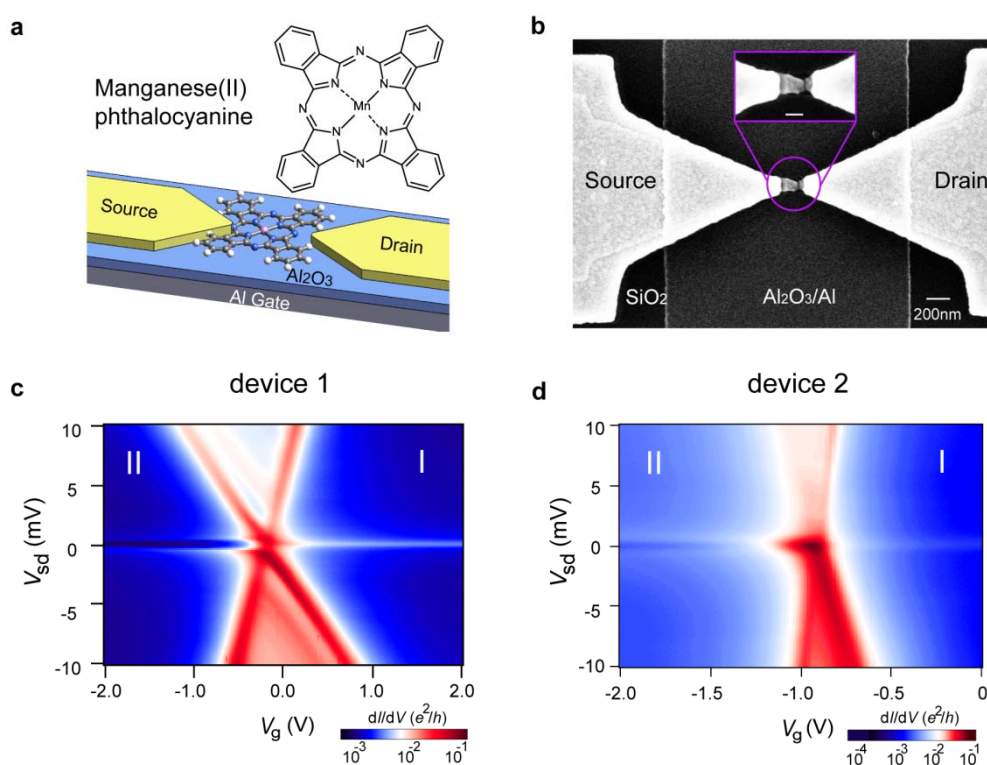


Fig. 1 Device and electron transport spectra. **a** Structure of Manganese(II) phthalocyanine molecule(MnPc, top), schematic diagram of single MnPc molecule transistor device(bottom). **b** SEM image of the device after breaking: gold nanowire over an Al₂O₃/Al gate, a nanogap formed in gold nanowire by electromigration. The scale bar of the inset is 100nm. **c,d** Color plots of differential conductance (dI/dV) as a function of bias voltage (V_{sd}) and gate voltage (V_g) for device 1 at 280mK(c) and device 2 at 1.4K(d).

Temperature, electrical and magnetic study of the zero bias conductance peak in region I prove a single channel spin 1/2 Kondo resonance, with a single Kondo temperature $T_{k,1/2}$

$=3.21\pm 0.02\text{K}$ (at $V_g=2\text{V}$) and a g factor of 1.79(see Supplementary Methods). In region II, a pronounced sharp dip is observed within a large broad peak (Fig.2a), forming a split peak feature. The split peak shift significantly with applied gate voltage (Fig. 3a). The dip become shallower and disappears when temperature increases from 0.3K to 3K. As the temperature increase further, the broad peak decreases, and eventually vanishes. The zero bias conductance shows a distinct nonmonotonic temperature dependence (Fig.2b). These features, combining together, demonstrate a clear two stage Kondo effect in single MnPc transistors¹³.

The spin state in region II could be either spin singlet or triplet with two-electron occupation. And two stage Kondo effect can appear in both cases^{13,15}. A magnetic field was applied to determine the ground state of the device in this region. (Fig. 2d,e). The crossing and linear dependence behavior of splitting peaks demonstrate a magnet field induced ground state transition from spin singlet (at lower magnet field) to spin triplet(higher magnet field)²³. The corresponding energy diagram is shown in Fig.2c. The finite bias peak is associated with excitations into spin triplet²⁷. Energy of triplet state is 0.45meV higher than that of singlet state at $V_g=-2\text{V}$ in zero magnetic field. The singlet to triplet (S-T) transition field is 3.2T. g factor is 1.76, very close to the value obtained in region I. It's worth to note that the splitting peak feature can also appear when the ground state is triplet if the anisotropy of molecule is introduced²⁸. However, it is not the case of our devices as the transition resonances between spin singlet and triplet are clearly resolved in Fig.2e.

Singlet two-stage Kondo effect is predicted be single channel process near a Kosterlitz-Thouless (KT) type quantum phase transition point and has been confirmed in single C_{60} molecule devices^{13,23,29}. Transport in our single molecular devices is close to quantum phase transition point with only 0.45meV between singlet and triplet states. No significant enhancement of resonance at critical field (Fig.2d, Supplementary Fig. 3) demonstrates transport in our molecular devices is a single channel process^{8,23}. Our scenario is consistent with the proposed theory for single channel two stage Kondo effect^{13,29}.

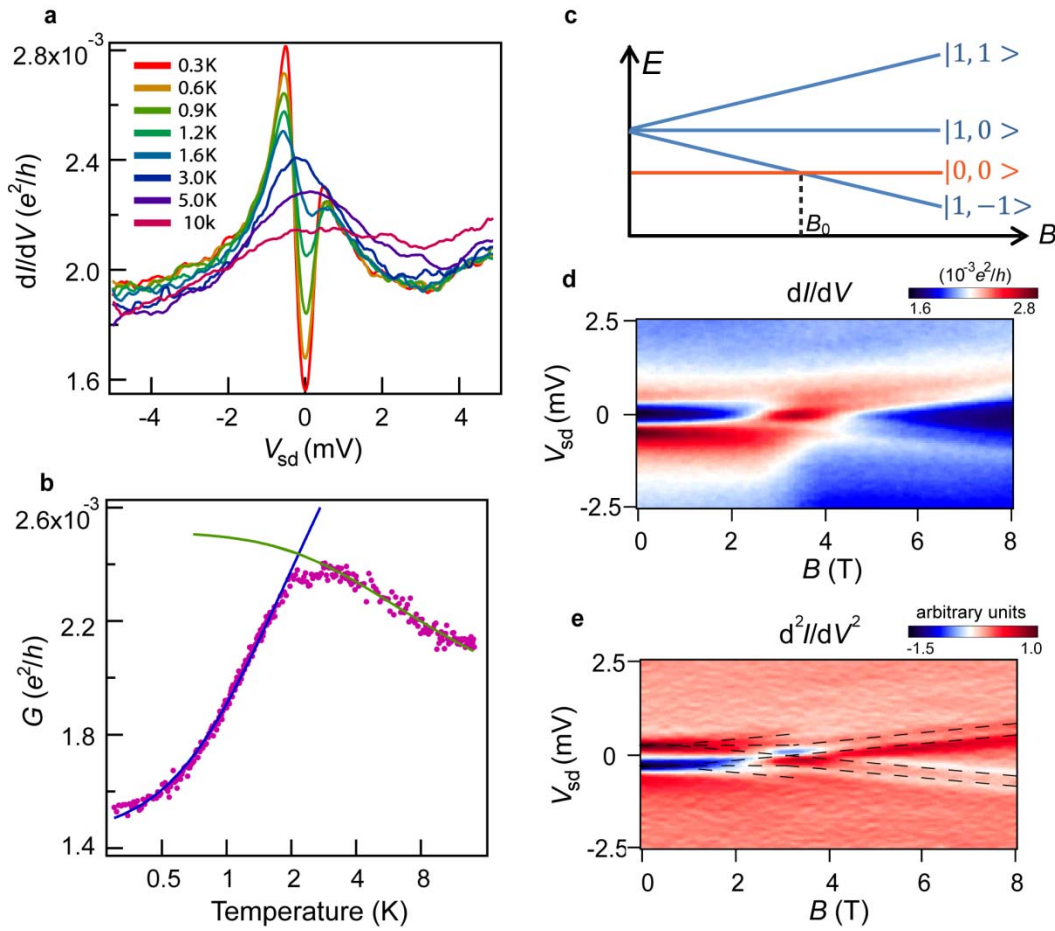


Fig. 2 Two stage Kondo effect. **a** Plot of differential conductance dI/dV against V_{sd} at $V_g = -2V$ (region II) of device 1 at various temperatures. **b** Temperature dependence of the zero-bias conductance $G(T)$ at $V_g = -2V$. The green and blue lines are fitting result to spin 1/2 fully screened Kondo model (Supplementary Equation (1)) and inverted spin 1/2 Kondo model (Equation (1)) respectively. **c** & **d** Differential conductance dI/dV as a function of B and V_{sd} at $V_g = -2V$ and temperature $T = 280\text{mK}$ (**d**). Energy level sketch of magnet induced singlet to triplet transition process (**c**). $B_0 = 3.2\text{T}$ is the critical point where transition occurs. **e** Numerical derivative of dI/dV in **d**. The black dash line indicates the peak position, which corresponds to the transitions lines between spin singlet and triplet.

Extraction and evolution of T^* .

Observed nonmonotonic singlet two stage Kondo could be explained by competition between molecular internal binding correlation ($k_B T^*$) and the spin screening correlation by itinerant electrons ($k_B T_k$) via a single Kondo channel. At finite temperature, spin singlet state could dissociate into two independent spin due to quantum criticality near the KT quantum phase transition²³. At higher temperature, itinerant electrons in the electrodes screen one of the two spins in the molecule, leading to a broad spin 1/2 Kondo peak, characterized by T_k ⁷, (Supplementary Equation (1)). At lower temperature, the singlet binding energy cause the second

spin to destroy screening cloud of the first stage Kondo resonance, forming a Kondo scattering in the second stage, previously described by an inverted spin 1/2 Kondo resonance form of^{22,23}

$$G(T) = G_0 - G_0/[1 + (2^{1/s} - 1)(T/T^*)^2]^s + G_c \quad (1)$$

, where T^* is the second Kondo temperature, G_0 is a typical conductance value, G_c is the background conductance. T_k and T^* were extracted accordingly. $T_k = 13.3 \pm 2.7$ K and $T^* = 4.1 \pm 0.1$ K are extracted at $V_g = -2$ V, much higher than previous study in C_{60} molecule quantum dot²³, making it possible for us to study the evolution of two-stage Kondo effect at a broader energy range.

Evolution of T_k and T^* were hard to control and understand in previous studies, even in cases where multiple gates were applied to tune the correlation parameters^{7,19,21}. In our single MnPc transistors, however, a significant tunability of T^* with a single gate is shown (Fig. 3c, Supplementary Fig. 4). Extracted T^* increases linearly by a factor of 2 with gate for device1. This clear evolution of two stage Kondo effect helps us to understand how the Kondo temperatures could be linked to internal interaction of the molecule devices.

Gate tuning of molecule transistor and quantum phase transition have been demonstrated before²³. But nature of gate tuning of T^* have never been successfully examined. For spin 1/2 Kondo effect, the single Kondo temperature can be tuned by changing molecule's chemical potential via a gate voltage, since it is linked to coupling strength of local impurity to itinerant electrons. The gate tuning of T^* in two stage Kondo effect was unexpected, since it represents the internal singlet binding energy of two electrons in the molecules and may not be affected by external gate voltage⁷.

The reason for this unexpected behavior could arise from a gate tunable singlet triplet level spacing in our devices. Fig.3a and 3b show that the energy difference between singlet and triplet ($\Delta\varepsilon = \varepsilon_T - \varepsilon_S$ the singlet triplet energy difference, ε_S is spin singlet energy, ε_T is spin triplet energy) become smaller at more negative gate voltages, while the opposite trend is observed in device 2 (Supplementary Fig. 5). This gate induced changes in singlet-triplet splitting, as has been observed in carbon nanotube³⁰ and C_{60} molecular device²³, could be due to different gate couplings of the two orbitals, or level renormalization effect induced by asymmetric tunneling couplings³⁰. The different gate dependence of device1 and 2 might come from different local coordination to the electrodes.

The evolution of T^* vs. $\Delta\varepsilon$ is plotted in Fig.3c and 3d, where $\Delta\varepsilon$ is acquired by taking the peak position of the split peaks at different gate potentials. A clear linear relation is established in Fig. 3d and the line intersect $\Delta\varepsilon$ axis at ~ 0.35 meV. It was theoretically proposed that T^* in two stage Kondo process would decrease when approaching S-T transition point, as a function of effective exchange interaction ΔI between the two impurities ($\Delta I = \Delta\varepsilon + J/4$, J is the exchange energy between the local electrons)¹³. T^* was predicted to follow a linear dependence with ΔI , when ΔI is comparable to T_k , but follows an exponentially decay $\exp[-T_k / \Delta I]$ when ΔI is much smaller than T_k . In device 1, a clear linear dependence is established when obtained $\Delta\varepsilon$ is on the order of 0.5 meV while $k_B T_k$ is on the order of 0.9 meV, comparable to each other. Assuming $T^* = k \Delta I$, i.e. $T^* = k (\Delta\varepsilon + J/4) / k_B$, linear fit in Fig.3d shows $k = 0.30 \pm 0.02$ and $J = -(1.40 \pm 0.04)$ meV. The exchange energy of -1.4 meV reveals a ferromagnetic interaction between the two electrons in our MnPc molecular devices. It's obvious the nature and magnitude of electron exchange energy in molecule system would change the evolution of T^* as a function of $\Delta\varepsilon$. Similar analysis could be applied to device 2 (Supplementary Fig. 5). A value of $J = -1.6$ meV could be deduced, quantitatively in agreement with device1. The close similarity of J from two

separated devices with different local environment suggests J is an internal parameter of the molecule and merit of current device structure. Considering the ferromagnetic interaction and almost degenerate spin singlet and triplet, the two levels contributing to two-stage Kondo effect in our devices are mostly likely to be $3d_{xz}$ and $3d_{yz}$ of the Mn atom in MnPc molecule³¹. In molecular devices, both positive and negative J can lead to singlet ground state as long as ΔI is positive. Indeed, antiferromagnetic coupling in different molecule could be inferred from previous single molecule device study²³ following the same analysis.

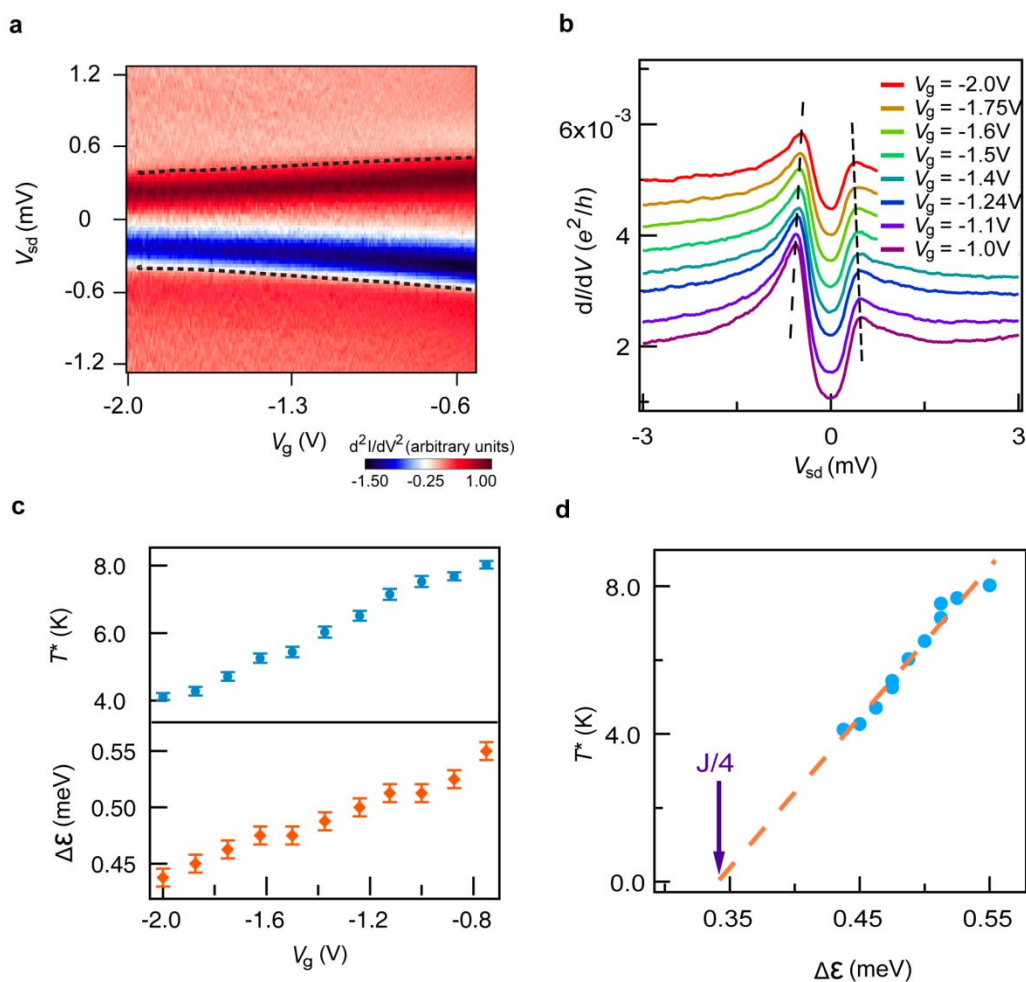


Fig. 3 Gate voltage dependences of T^* and singlet-triplet energy splitting. **a** Color plot of numerical derivative of dI/dV as a function V_{sd} and V_g in region II for device 1. The black dash line indicates the peak positions, which corresponds to the energy difference between spin singlet and triplet. **b** Line traces of dI/dV against V_{sd} in **a** at different gate voltages. The peak positions are marked by dash line. The curves are shifted vertically for clarification. **c** T^* and $\Delta\epsilon$ of device 1 at different gate voltage. The error bars of T^* represent the uncertainty of the fitting result using Equation (1). $\Delta\epsilon$ is acquired by taking the peak position of the split peaks at different gate potentials in **b** and the uncertainty is also represented by error bars. **d** Plot of T^* against $\Delta\epsilon$ for device 1. The dash line is a linear fitting.

Universality vs. temperature, voltage and magnetic field.

The universality of Kondo effect, independent of physical systems and origin of the interactions, reveals the great impact of the Kondo theory and wide application of the experimental results. Most previous works only address Kondo resonance's universality in single level system with limited parameters. We here examine universality of single channel two-stage Kondo effect by thermal, electrical and magnetic excitations. And we address their similarity and difference with single channel spin 1/2 Kondo effect in an identical device.

Close to zero temperature, in the second stage, the low energy excitation behavior of the two stage Kondo effect is dominant by the smaller energy scale T^* . In Fig. 4a, the zero bias normalized conductance $(G-G_c)/G_0$ at different V_g are plotted as a function of T/T^* . The equilibrium conductance (conductance at zero bias) of two stage Kondo effect show a clear invert scaling form of the spin 1/2 Kondo effect, similar to previous observations in carbon nanotube²² and single C₆₀ molecule devices²³. In addition, the nonequilibrium conductance (conductance at finite bias) at different gate voltage can also be scaled to an identical dip profile when the bias is scaled by T^* , as shown in Fig. 4b. Comparing Fig 4a and b, the resonance profile of two stage Kondo effect tends to deviate from universal function at a lower energy (T/T^* or V_{sd}/T^*) when V_g become more close to the charge degenerate point between region I and II. This can be explained by the higher T_k near the charge degenerate point affecting the non-equilibrium Kondo effect more strongly, manifesting again the competition between itinerant correlation and impurity correlations.

In the low energy regime ($k_B T, eV$ and $g\mu_B B \ll T_{\text{kondo}}$, where T_{kondo} represent $T_{k,1/2}$ or T^* for spin 1/2 Kondo effect or two stage Kondo effect), the universality of Kondo effect should also manifest as a striking similar response upon different kinds of perturbations as long as the based dynamics are similar¹⁴. For two stage Kondo effect, the conductance suppression in the second stage would be weakened upon excitation by temperature (T), electrical voltage (V) and magnet field (B) as they all contribute to quench molecular internal binding energy. Our devices indeed show similar power law dependence³² with temperature (T), bias voltage (V_{sd}) and magnet field (B) (Supplementary Fig. 6). To determine the scaling relationship for T , V_{sd} and B , we fit the low-energy conductance to the form (Supplementary Fig. 6),

$$G(V, T, B) = G_0 \left[C_V \left(\frac{eV_{sd}}{k_B T^*} \right)^{P_V} + C_T \left(\frac{\pi T}{T^*} \right)^{P_T} + C_B \left(\frac{g\mu_B B}{k_B T^*} \right)^{P_B} \right] + G_c \quad (2)$$

where P_V, P_T, P_B are scaling exponents and C_V, C_T, C_B are the scaling coefficients^{14,33}. The best fit exponents are $P_V=1.98\pm 0.08$, $P_T=1.83\pm 0.01$, $P_B=1.89\pm 0.09$, closing to 2 and revealing a Fermi liquid behavior³³. Treating all the exponents to be 2, We plot the low-energy excitations against $\left(\frac{eV_{sd}}{k_B T^*} \right)^2$, $\left(\frac{g\mu_B B}{k_B T^*} \right)^2$ and $\left(\frac{\pi T}{T^*} \right)^2$ (represented by a uniteless value X^2) in Fig.4c, in which the same quadratic behaviors are valid up to $X^2=0.5$. This valid quadratic dependence range is substantially large¹⁴, considering it should be only valid for the second order approximation in Fermi liquid theory. Similar analysis can be applied to the spin 1/2 Kondo effect in our devices (see Supplementary Fig. 7) and the low energy conductance show also quadratic power relation with temperature and bias voltage, consisting with previous theoretical³³ and experimental studies^{14,34}.

The coefficients in Equation (2) (C_V, C_T, C_B) are not necessary to be identical. Multichannel multilevel Kondo theory predicted their values and ratio between them are determined by interplay between different levels and their coupling strength to conduction channels. Our fitting gives $C_V=0.36$, $C_T=0.27$ and $C_B=0.37$, with $C_V/C_B=1$ and $C_T/C_B=0.7$. As a comparison, recent

prediction for multichannel multilevel Kondo effect³⁴ proposes $C_V/C_B = 1.5+9F$ and $C_T/C_B = 1+3F$, where F is Fermi liquid constant, describing relative strength of orbital-orbital coupling to orbital-channel couplings. Our finding qualitatively supports this prediction with $F \sim -0.06$.

Nonequilibrium scaling.

Nonequilibrium scaling form of two-stage Kondo effect shows distinct difference to spin 1/2 Kondo effect (Fig. 4b). The nonequilibrium conductance of two-stage Kondo effect varies much slower with scaled bias than the spin 1/2 Kondo effect. We extract C_V at different temperature for two-stage and spin 1/2 Kondo effect and plot the result in Fig. 4d. The C_V 's of two-stage Kondo effect are much smaller than that of spin 1/2 Kondo effect, consistent with the result in Fig 4b.

The temperature dependent C_V can be described in a formula as^{14,22,34}

$$C_V = A \frac{\pi^2 C_{T0} \alpha}{1 + \pi^2 C_{T0} \left(\frac{\gamma}{\alpha} - 1\right) \left(\frac{T}{T_{\text{Kondo}}}\right)^2} \quad (3)$$

where A is a factor, T_{Kondo} represents $T_{k,1/2}$ or T^* , α and γ are the scaling coefficients. Here $C_{T0}=0.50$ is acquired by expanding Equation (1) close to zero temperature, as $G(T,0)-G_c \approx C_{T0}G_0(\pi T/T^*)^2$, where $G(T,0)$ represents $G(T)$ at $V_{sd}=0$. For spin 1/2 Kondo effect, $A=[G(T,0)-G_c]/G_0$, while for the two stage Kondo, $A=[G_0+G_c-G(T,0)]/G_0$. The coefficients γ and α characterize the temperature broadening and zero-temperature curvature of the Kondo peak (or dip) respectively. When $T \approx 0$, $C_V/C_{T0} = \alpha\pi^2$. The fitting result in Fig.4d gives $\alpha = 0.11 \pm 0.01$, $\gamma = 0.48 \pm 0.06$ for spin 1/2 Kondo process, and $\alpha = 0.08 \pm 0.01$, $\gamma = 0.23 \pm 0.01$ for the two stage Kondo effect. The extracted α for spin 1/2 Kondo effect in our MnPc devices is very close to the previous value ($\alpha = 0.10 \pm 0.015$, $\gamma = 0.5 \pm 0.1$)¹⁴, but the value of α in two stage Kondo effect is much smaller ($\alpha = 0.13 \pm 0.03$, $\gamma = 0.55 \pm 0.3$)²².

From the analysis above, although the dip profile of non-equilibrium two-stage effect follows the similar scaling form with spin 1/2 Kondo resonance, the different scaling coefficient indicates that the second stage of two stage Kondo effect cannot be simply assumed as the invert process of the spin 1/2 Kondo²². Future advances in non-equilibrium theoretical examination into two-stage Kondo effect could help to elucidate nature of this discrimination.

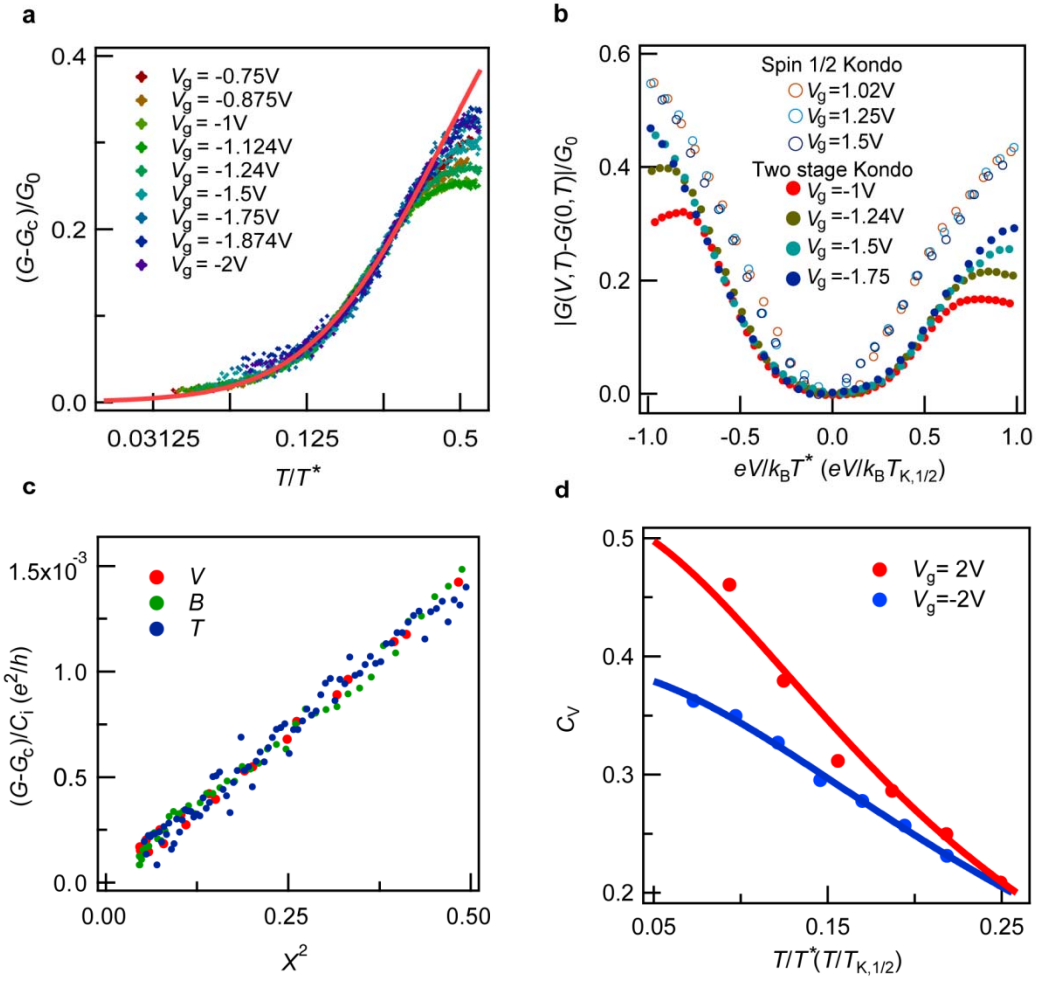


Fig. 4 Universal scaling of two-stage Kondo resonance. **a** The normalized zero bias conductance, $(G-G_c)/G_0$ for device 1 in region II at various gate voltages, shows a universal function of T/T^* . The solid line is the scaling form of invert spin 1/2 Kondo resonance. **b** The differential conductance vs. V_{sd} curves at different V_g are scaled to an identical line by T^* or $T_{k,1/2}$. **c** Plot of scaled low-energy differential conductance $(G-G_c)/C_i$ ($V_g=-2V$ and C_i are the coefficients, $i=V, T$ and B) against $\left(\frac{eV_{sd}}{k_B T^*}\right)^2$, $\left(\frac{\pi T}{T^*}\right)^2$ and $\left(\frac{g\mu_B B}{k_B T^*}\right)^2$ (represented by X^2). The linear relation between conductance and X demonstrates a quadratic behavior for T, V and B . **d** Values of C_V for two stage Kondo ($V_g=-2V$) and spin 1/2 Kondo effect ($V_g=2V$) at different temperatures. The solid lines are fitting to Equation (3).

Previous STM studies of metal phthalocyanine molecules often result in a Kondo resonance^{35,36} when metal tip (electrode) sitting on top of the transition metal ion in the molecule. The site dependent Kondo effect and two stage Kondo effect were also shown in these studies^{20,24} where a dip often appears when transition metal ion is on top of Au atom, disappears when ion is in interstitial position, suggesting a single channel event. Our identification of single channel two stage Kondo effect of single MnPC molecule agrees with these studies, offering in depth understanding of relevant correlation processes. We believe electron transport via our

molecule devices is also mainly through Mn ion, although the ground state is 1/2 and 0(1) for different redox states. The spin ground state of an isolated MnPc molecule is 3/2 with unpaired spin occupying d_{z^2} and degenerate d_{xz} and d_{yz} orbitals of Mn atom²⁵. It's believed a MnPc molecule on Au(111) surface also hold spin 3/2 ground state, backed by DFT calculation^{37,38} and existent Kondo peak in STM studies. However, contrary to general thought, spin 3/2 magnetic impurity can only result in a underscreened Kondo process¹⁶, which produces a much weaker Kondo resonance and has much lower Kondo temperature comparing with spin 1/2 magnetic impurity. Such a underscreened Kondo process has never been discovered in previous STM studies for molecular magnet.^{35,36,39} It cannot rule out the possibility ground state of MnPc on Au might occupy other ground states. DFT calculations indicate stronger interaction of molecular magnet with Au substrate lead to weaker magnetic property which is often the case of metal phthalocynine molecules.^{37,38} Furthermore, the spin state of MnPc molecules usually alter when laying on metal substrates⁴⁰ or with coordination of small molecules, like CO³⁵, H atom³⁶ even Li atom⁴¹, where changes in chemical bonds or ligand coordination lead the redistribution of electron in the 3d orbitals. The current-induced breaking technique usually creates molecular junctions with rather complex local coordination of molecule-Au electrode interface. That may reduce the spin state of the molecule in our devices from 3/2 to 1/2.

In conclusion, we studied gate evolution and universality of two stage Kondo effect using single molecule transistor platform. We experimentally established the dependence of second stage Kondo temperature T^* to the effective exchange energy of two molecular levels, explained the origin of gate tunable T^* . We identified ferromagnetic exchange coupling between electrons in MnPc devices. Universality of two stage Kondo resonance against all measurable parameters is determined for the first time, the result agrees well with recent prediction in multilevel multichannel Kondo theory. The difference between single channel two-stage Kondo effect and single channel spin 1/2 Kondo effect is attributed to difference in C_v , the universal coefficient for out of equilibrium electrical excitation. The study and manipulation of two stage Kondo effect, using single molecule transistor, demonstrate a powerful platform for quantitatively study sophisticate strong correlation processes. Deliberate choosing kinds of molecules and electrode couplings will lead to further fruitful studies of multichannel multilevel correlation and potentially benefit in multiple fields.

Data availability

The data that support the findings of this study are available from the corresponding author on reasonable request.

References

- 1 Kondo, J. Resistance minimum in dilute magnetic alloys. *Prog. Theor. Phys.* **32**, 37 (1964).
- 2 Pruschke, T., Jarrell, M. & Freericks, J. K. Anomalous normal-state properties of high-Tc superconductors: Intrinsic properties of strongly correlated electron systems? *Advances in Physics* **44**, 187-210 (1995).
- 3 Gruner, G. & Zawadowski, A. Magnetic-impurities in non-magnetic metals. *Rep Prog Phys* **37**, 1497-1583 (1974).
- 4 Gomilšek, M., Žitko, R., Klanjšek, M., Pregelj, M., Baines, C., Li, Y., Zhang, Q. M. & Zorko, A. Kondo screening in a charge-insulating spinon metal. *Nat. Phys.* **15**, 754-758 (2019).
- 5 Ikeda, M. S., Euchner, H., Yan, X., Tomes, P., Prokofiev, A., Prochaska, L., Lientschnig, G., Svagera, R., Hartmann, S., Gati, E., Lang, M. & Paschen, S. Kondo-like phonon scattering in thermoelectric clathrates. *Nat. Commun.* **10**, 887 (2019).
- 6 Goldhaber-Gordon, D., Shtrikman, H., Mahalu, D., Abusch-Magder, D., Meirav, U. & Kastner, M. A. Kondo effect in a single-electron transistor. *Nature* **391**, 156-159 (1998).
- 7 Goldhaber-Gordon, D., Gores, J., Kastner, M. A., Shtrikman, H., Mahalu, D. & Meirav, U. From the Kondo regime to the mixed-valence regime in a single-electron transistor. *Phys. Rev. Lett.* **81**, 5225-5228 (1998).
- 8 Sasaki, S., De Franceschi, S., Elzerman, J. M., van der Wiel, W. G., Eto, M., Tarucha, S. & Kouwenhoven, L. P. Kondo effect in an integer-spin quantum dot. *Nature* **405**, 764-767 (2000).
- 9 Iftikhar, Z., Jezouin, S., Anthore, A., Gennser, U., Parmentier, F. D., Cavanna, A. & Pierre, F. Two-channel Kondo effect and renormalization flow with macroscopic quantum charge states. *Nature* **526**, 233-236 (2015).
- 10 Folling, S., Gerbier, F., Widera, A., Mandel, O., Gericke, T. & Bloch, I. Orbital Kondo effect in carbon nanotubes. *Nature* **434**, 481-484 (2005).
- 11 Béri, B. & Cooper, N. R. Topological Kondo Effect with Majorana Fermions. *Phys. Rev. Lett.* **109**, 156803 (2012).
- 12 Liang, W. J., Shores, M. P., Bockrath, M., Long, J. R. & Park, H. Kondo resonance in a single-molecule transistor. *Nature* **417**, 725-729 (2002).
- 13 Hofstetter, W. & Schoeller, H. Quantum phase transition in a multilevel dot. *Phys. Rev. Lett.* **88**, 016803 (2002).
- 14 Grobis, M., Rau, I. G., Potok, R. M., Shtrikman, H. & Goldhaber-Gordon, D. Universal scaling in nonequilibrium transport through a single channel Kondo dot. *Phys. Rev. Lett.* **100**, 246601 (2008).
- 15 Pustilnik, M. & Glazman, L. I. Kondo effect in real quantum dots. *Phys. Rev. Lett.* **87**, 216601 (2001).
- 16 Roch, N., Florens, S., Costi, T. A., Wernsdorfer, W. & Balestro, F. Observation of the underscreened Kondo effect in a molecular transistor. *Phys. Rev. Lett.* **103**, 197202 (2009).
- 17 Potok, R. M., Rau, I. G., Shtrikman, H., Oreg, Y. & Goldhaber-Gordon, D. Observation of the two-channel Kondo effect. *Nature* **446**, 167-171 (2007).
- 18 Keller, A. J., Peeters, L., Moca, C. P., Weymann, I., Mahalu, D., Umansky, V., Zarand, G. & Goldhaber-Gordon, D. Universal Fermi liquid crossover and quantum criticality in a mesoscopic system. *Nature* **526**, 237-240 (2015).

- 19 Granger, G., Kastner, M. A., Radu, I., Hanson, M. P. & Gossard, A. C. Two-stage Kondo effect in a four-electron artificial atom. *Phys. Rev. B* **72**, 165309 (2005).
- 20 Minamitani, E., Tsukahara, N., Matsunaka, D., Kim, Y., Takagi, N. & Kawai, M. Symmetry-driven novel Kondo effect in a molecule. *Phys. Rev. Lett.* **109**, 086602 (2012).
- 21 van der Wiel, W. G., De Franceschi, S., Elzerman, J. M., Tarucha, S., Kouwenhoven, L. P., Motohisa, J., Nakajima, F. & Fukui, T. Two-stage Kondo effect in a quantum dot at a high magnetic field. *Phys. Rev. Lett.* **88**, 126803 (2002).
- 22 Petit, P., Feuillet-Palma, C., Della Rocca, M. L. & Lafarge, P. Universality of the two-stage Kondo effect in carbon nanotube quantum dots. *Phys. Rev. B* **89**, 115432 (2014).
- 23 Roch, N., Florens, S., Bouchiat, V., Wernsdorfer, W. & Balestro, F. Quantum phase transition in a single-molecule quantum dot. *Nature* **453**, 633-637 (2008).
- 24 Gao, L., Ji, W., Hu, Y. B., Cheng, Z. H., Deng, Z. T., Liu, Q., Jiang, N., Lin, X., Guo, W., Du, S. X., Hofer, W. A., Xie, X. C. & Gao, H. J. Site-specific kondo effect at ambient temperatures in iron-based molecules. *Phys. Rev. Lett.* **99**, 106402 (2007).
- 25 Miyoshi, H. MAGNETIC-PROPERTIES OF MANGANESE (11) PHTHALOCYANINE. *Journal of the Physical Society of Japan* **37**, 50-56 (1974).
- 26 Liao, M.-S. & Scheiner, S. Electronic structure and bonding in metal phthalocyanines, Metal=Fe, Co, Ni, Cu, Zn, Mg. *The Journal of Chemical Physics* **114**, 9780-9791 (2001).
- 27 Paaske, J., Rosch, A., Wölfle, P., Mason, N., Marcus, C. M. & Nygård, J. Non-equilibrium singlet–triplet Kondo effect in carbon nanotubes. *Nat. Phys.* **2**, 460-464 (2006).
- 28 Parks, J. J., Champagne, A. R., Costi, T. A., Shum, W. W., Pasupathy, A. N., Neuscamman, E., Flores-Torres, S., Cornaglia, P. S., Aligia, A. A., Balseiro, C. A., Chan, G. K., Abruna, H. D. & Ralph, D. C. Mechanical control of spin states in spin-1 molecules and the underscreened Kondo effect. *Science* **328**, 1370-1373 (2010).
- 29 Vojta, M., Bulla, R. & Hofstetter, W. Quantum phase transitions in models of coupled magnetic impurities. *Phys. Rev. B* **65**, 140405 (2002).
- 30 Holm, J. V., Jørgensen, H. I., Grove-Rasmussen, K., Paaske, J., Flensberg, K. & Lindelof, P. E. Gate-dependent tunneling-induced level shifts observed in carbon nanotube quantum dots. *Phys. Rev. B* **77**, 161406 (2008).
- 31 Brumboiu, I. E., Totani, R., de Simone, M., Coreno, M., Grazioli, C., Lozzi, L., Herper, H. C., Sanyal, B., Eriksson, O., Puglia, C. & Brena, B. Elucidating the 3d electronic configuration in manganese phthalocyanine. *J Phys Chem A* **118**, 927-932 (2014).
- 32 Hofstetter, W. & Zarand, G. Singlet–triplet transition in lateral quantum dots: A numerical renormalization group study. *Phys. Rev. B* **69**, 235301 (2004).
- 33 Oguri, A. Fermi Liquid Theory for the Nonequilibrium Kondo Effect at Low Bias Voltages. *Journal of the Physical Society of Japan* **74**, 110-117 (2005).
- 34 Scott, G. D., Keane, Z. K., Ciszek, J. W., Tour, J. M. & Natelson, D. Universal scaling of nonequilibrium transport in the Kondo regime of single molecule devices. *Phys. Rev. B* **79**, 165413 (2009).
- 35 Strozecka, A., Soriano, M., Pascual, J. I. & Palacios, J. J. Reversible change of the spin state in a manganese phthalocyanine by coordination of CO molecule. *Phys. Rev. Lett.* **109**, 147202 (2012).
- 36 Liu, L., Yang, K., Jiang, Y., Song, B., Xiao, W., Li, L., Zhou, H., Wang, Y., Du, S., Ouyang, M., Hofer, W. A., Castro Neto, A. H. & Gao, H.-J. Reversible Single Spin Control of Individual Magnetic

- Molecule by Hydrogen Atom Adsorption. *Sci. Rep.* **3**, 1210 (2013).
- 37 Hu, Z., Li, B., Zhao, A., Yang, J. & Hou, J. G. Electronic and Magnetic Properties of Metal Phthalocyanines on Au(111) Surface: A First-Principles Study. *The Journal of Physical Chemistry C* **112**, 13650-13655 (2008).
- 38 Zhang, Y. Y., Du, S. X. & Gao, H. J. Binding configuration, electronic structure, and magnetic properties of metal phthalocyanines on a Au(111) surface studied with ab initio calculations. *Phys. Rev. B* **84**, 125446 (2011).
- 39 Franke, K. J., Schulze, G. & Pascual, J. I. Competition of Superconducting Phenomena and Kondo Screening at the Nanoscale. *Science* **332**, 940-944 (2011).
- 40 Jacob, D., Soriano, M. & Palacios, J. J. Kondo effect and spin quenching in high-spin molecules on metal substrates. *Phys. Rev. B* **88**, 134417 (2013).
- 41 Stepanow, S., Lodi Rizzini, A., Krull, C., Kavich, J., Cezar, J. C., Yakhov-Harris, F., Sheverdyeva, P. M., Moras, P., Carbone, C., Ceballos, G., Mugarza, A. & Gambardella, P. Spin tuning of electron-doped metal-phthalocyanine layers. *J Am Chem Soc* **136**, 5451-5459 (2014).

Acknowledgements

We thank Professor Yifeng Yang, Lu Yu, David Goldhaber-Gordon, Jan von Delft, Honghao Tu, Yuyang Zhang and Tao Xiang for helpful discussions. This research is supported by National Basic Research Program of China (2016YFA0200800), Strategic Priority Research Program of Chinese Academy of Sciences (Grant No. XDB30000000), Strategic Priority Research Program of Chinese Academy of Sciences (Grant No. XDB07030100), Sinopec Innovation Scheme (A-527).

Author Contributions

X.G. and W.Liang. conducted the experimental design. X. G. made major contribution in device fabrication and transport measurements. Q. Z., L. Z., W. Y. helped in device fabrication and transport measurements. W. Liang, X.G., Q.Z., and W.Lu. analyzed the data and wrote the paper. All the authors discussed the results and commented on the manuscript.

Competing Interests

The authors declare no competing interests.