

Monotone Arc Diagrams with few Biarcs*

Steven Chaplick^{†1}, Henry Förster², Michael Hoffmann^{‡3}, and Michael Kaufmann²

1 Universität Würzburg, Germany and Maastricht University, the Netherlands
s.chaplick@maastrichtuniversity.nl

2 Universität Tübingen, Germany
{foersth,mk}@informatik.uni-tuebingen.de

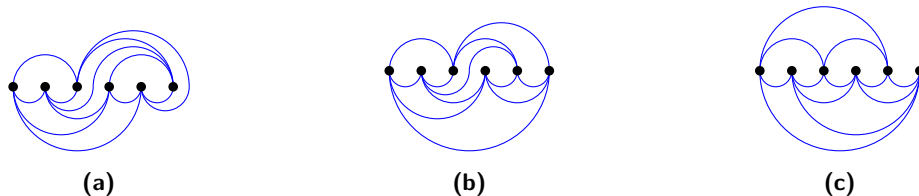
3 Department of Computer Science, ETH Zürich, Switzerland
hoffmann@inf.ethz.ch

Abstract

We show that every planar graph can be represented by a monotone topological 2-page book embedding where at most $15n/16$ (of potentially $3n - 6$) edges cross the spine exactly once.

1 Introduction

Arc diagrams (Figure 1) are drawings of graphs that represent vertices as points on a horizontal line, called *spine*, and edges as *arcs*, consisting of a sequence of halfcircles centered on the spine. A *proper arc* consists of one single halfcircle. In *proper arc diagrams* all arcs are proper. In *plane arc diagrams* no two edges cross. Note that plane proper arc diagrams are also known as *2-page book embeddings* in the literature. Bernhard and Kainen [2] characterized the graphs admitting plane proper arc diagrams: subhamiltonian planar graphs, i.e., subgraphs of planar graphs with a Hamiltonian cycle. In particular, non-Hamiltonian maximal planar graphs do not admit plane proper arc diagrams.



■ **Figure 1** Arc diagram (a), monotone arc diagram (b), proper arc diagram (c) of the octahedron.

To represent all planar graphs, it suffices to allow each edge to cross the spine at most once [9]. The resulting arcs composed of two halfcircles are called *biarcs* (see Figure 1a). Additionally, all edges can be drawn as *monotone curves* w.r.t. the spine [6]; such a drawing is called a *monotone topological (2-page) book embedding*. A monotone biarc is either *down-up* or *up-down*, depending on if the left halfcircle is drawn above or below the spine, respectively. Note that a *monotone topological 2-page book embedding* is not necessarily a 2-page book embedding even though the terminology suggests it.

In general, biarcs are needed, but *some* edges can be drawn as proper arcs. Cardinal et al. [3] gave bounds on the required number of biarcs showing that every planar graph on

* This work started at the workshop *Graph and Network Visualization 2017*. We would like to thank Stefan Felsner and Stephen Kobourov for useful discussions.

[†] Partially supported by DFG grant WO 758/11-1.

[‡] Supported by the Swiss National Science Foundation within the collaborative DACH project *Arrangements and Drawings* as SNSF Project 200021E-171681.

2 Monotone Arc Diagrams with few Biarcs

$n \geq 3$ vertices admits a plane arc diagram with at most $\lfloor (n-3)/2 \rfloor$ biarcs (not necessarily monotone). They also described a family of planar graphs on $n_i = 3i+8$ vertices that cannot be drawn as a plane biarc diagram using less than $(n_i-8)/3$ biarcs for $i \in \mathbb{N}$. However, they use arbitrary biarcs. When requiring only monotone biarcs, Di Giacomo et al. [6] gave an algorithm to construct a monotone plane arc diagram that may create close to $2n$ biarcs for an n -vertex planar graph. Cardinal et al. [3] improved this bound to at most $n-4$ biarcs.

Results. As a main result, we improve the upper bound on the number of monotone biarcs:

► **Theorem 1.1.** *Every n -vertex planar graph admits a plane arc diagram with at most $\lfloor \frac{15}{16}n - \frac{5}{2} \rfloor$ biarcs that are all down-up monotone. Such a diagram is computable in $O(n)$ time.*

For general arc diagrams, $\lfloor (n-8)/3 \rfloor$ biarcs may be needed [3], but it is conceivable that this number increases for monotone biarcs. We investigated the lower bound with a SAT based approach (based on [1]), with the following partial result; details will appear in the full version.

► **Observation 1.2.** *Every Kleetope on $n' = 3n - 4$ vertices derived from triangulations of $n \leq 14$ vertices admits a plane arc diagram with $\lfloor (n' - 8)/3 \rfloor$ monotone biarcs.*

Note that a *Kleetope* is derived from a planar triangulation T by inserting a new vertex v_f into each face f of T and then connecting v_f to the three vertices bounding f .

Related Work. Giordano et al. [8] showed that every upward planar graph admits an *upward topological book embedding* where edges are either proper arcs or biarcs. One of their directions for future work is to minimize the number of spine crossings. Note that these embeddings are monotone arc diagrams with at most one spine crossing per edge respecting the orientations of the edges. Everett et al. [7] used monotone arc diagrams with only down-up biarcs to construct small universal point sets for 1-bend drawings of planar graphs. This result was extended by Löffler and Tóth [10] by restricting the set of possible bend positions. They use monotone arc diagrams with at most $n-4$ biarcs to build universal points set of size $6n-10$ (vertices and bend points) for 1-bend drawings of planar graphs on n vertices. Using Theorem 1.1, we can slightly decrease the number of points by approximately $n/16$.

2 Overview of our Algorithm

To prove Theorem 1.1 we describe an algorithm to incrementally construct an arc diagram for a given planar graph G on n vertices. W.l.o.g. we assume that G is a (combinatorial) *triangulation*, i.e., a maximal planar graph. Our algorithm is a (substantial) refinement of the algorithm of Cardinal et al., which is based on the notion of a canonical ordering. A canonical ordering is defined for an *embedded* triangulation. Every triangulation on $n \geq 4$ vertices is 3-connected, so selecting one facial triangle as the *outer face* embeds it into the plane which determines a unique outer face (cycle) for every biconnected subgraph. A *canonical ordering* [5] of an embedded triangulation G is a total order of vertices v_1, \dots, v_n s.t.

- for each $i \in \{3, \dots, n\}$, the induced subgraph $G_i = G[\{v_1, \dots, v_i\}]$ is biconnected and internally triangulated (i.e., every inner face is a triangle);
- for each $i \in \{3, \dots, n\}$, (v_1, v_2) is an edge of the outer face C_i of G_i ;
- for each $i \in \{3, \dots, n-1\}$, v_{i+1} lies in the interior of C_i and the neighbors of v_{i+1} in G_i form a sequence of consecutive vertices along the boundary of C_i .

Every triangulation admits a canonical ordering [5] and one can be computed in $O(n)$ time [4]. We say that a vertex v_i covers an edge e (a vertex v , resp.) if and only if e (v , resp.) is an edge (vertex, resp.) on C_{i-1} but not an edge (vertex, resp.) on C_i .

We iteratively process the vertices in a canonical order v_1, \dots, v_n . Every vertex v_i arrives with α credits that we can either spend to create biarcs (at a cost of one credit per biarc) or distribute on edges of the outer face C_i for later use. We prove our claimed bound by showing that each biarc drawn can be paid for s.t. at least seven credits remain in total.

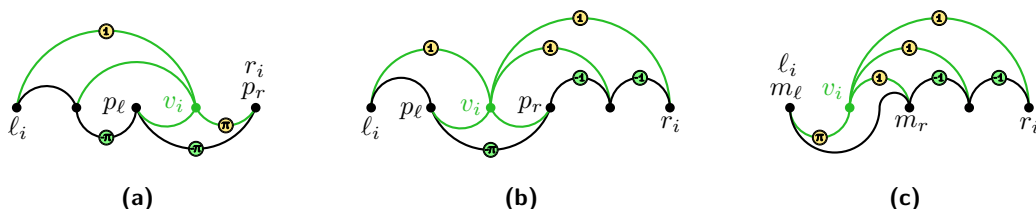
There are two types of proper arcs: *mountains* (above the spine) and *pockets* (below the spine). The following invariants hold after processing vertex v_i , for every $i \in \{3, \dots, n\}$.

- (I1) Every edge is either a proper arc or a down-up biarc.
- (I2) Every edge of C_i is a proper arc. Vertex v_1 is the leftmost and v_2 is the rightmost vertex of G_i . Edge (v_1, v_2) forms the lower envelope of G_i , i.e., no point of the drawing is vertically below it. The other edges of C_i form the upper envelope of G_i .
- (I3) Every mountain whose left endpoint is on C_i carries 1 credit.
- (I4) Every pocket on C_i carries π credits, for some constant $\pi \in (0, 1)$.
- (I5) Every biarc in G_i carries (that is, is paid for with) 1 credit.

Usually, we insert v_i between its leftmost neighbor ℓ_i and rightmost neighbor r_i along C_{i-1} . The algorithm of Cardinal et al. [3] gives a first upper bound on the insertion costs.

► **Lemma 2.1.** *If v_i covers at least one pocket, then we can insert v_i maintaining (I1) to (I5) using ≤ 1 credit. If $\deg_{G_i}(v_i) \geq 4$, then $1 - \pi$ credits are enough.*

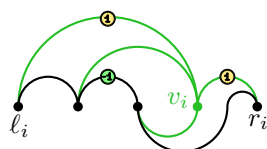
Proof (Sketch). We place v_i in the rightmost covered pocket and pay for at most 1 mountain; see Figures 2a and 2b. If $\deg_{G_i}(v_i) \geq 4$, at least 1 covered pocket’s credits is free. ◀



■ **Figure 2** Inserting a vertex v_i using $1 - \pi$, 1, and $1 + \pi$ credits, resp. (Lemma 2.1–2.2).

► **Lemma 2.2.** *If v_i covers mountains only, then we can insert v_i maintaining (I1) to (I5) using $\leq 1 + \pi$ credits. If $\deg_{G_i}(v_i) \geq 4$, then $5 - \deg_{G_i}(v_i)$ credits suffice.*

Proof (Sketch). If $\deg_{G_i}(v_i) < 4$, we push down the leftmost mountain and place v_i on the created biarc paying for 1 mountain and 1 pocket each; see Figure 2c. If $\deg_{G_i}(v_i) \geq 4$, we push down the rightmost mountain saving the credit of a covered mountain; see Figure 3. ◀



■ **Figure 3** An alternative drawing to insert a degree four vertex.

4 Monotone Arc Diagrams with few Biarcs

Full proofs of Lemmas 2.1 and 2.2 will appear in the full version. We only steal credits from arcs on C_{i-1} in both proofs. If left endpoints of proper arcs not on C_{i-1} are covered, there is slack.

In the following, we prove that we can choose $\pi = 1/8$, so that to achieve the bound of Theorem 1.1, we insert a vertex at an average cost of $1 - \pi/2$. Lemmas 2.1 and 2.2 guarantee this bound only in certain cases, e.g., a sequence of three degree two (in G_i) vertices stacked onto mountains costs $1 + \pi$ per vertex and produces three biarcs, see Figure 4a. A symmetric scheme with up-down biarcs realizes the same graph with one biarc; see Figure 4b.



■ **Figure 4** A sequence of degree two vertices in forward (a) and reverse drawing (b).

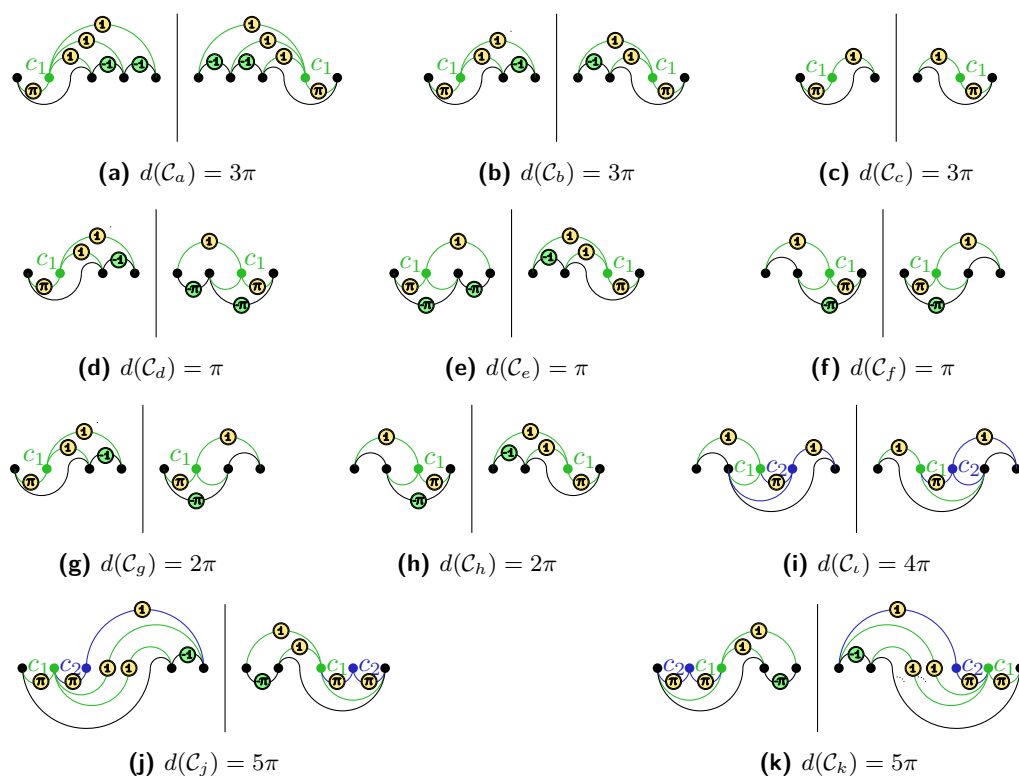
To exploit this behavior, we consider the instance in both a *forward drawing*, using only proper arcs and down-up biarcs, and a *reverse drawing* that uses only proper arcs and up-down biarcs (and so (I1) and (I3) appear in a symmetric formulation). Out of the two resulting arc diagrams, we choose one with a fewest number of biarcs. To prove Theorem 1.1, we need to insert a vertex at an average cost of $\alpha = 2 - \pi$ credits into both diagrams.

The outer face, a sequence of pockets and mountains, can evolve differently in both drawings because edges covered by a vertex may not be drawn the same way in both drawings. Further, it does not suffice to consider a single vertex in isolation. For instance, consider a degree three vertex inserted above two mountains in both the forward and reverse drawings; see Figure 5b. In each drawing, this costs $1 + \pi$ credits, or $2(1 + \pi)$ in total. W.r.t. our target value $\alpha = 2 - \pi$, these costs incur a *debt* of 3π credits. Indeed, there are several such *open configurations*, listed in Figure 5, for which our basic analysis does not suffice.

Each open configuration \mathcal{C} consists of up to two adjacent vertices on the outer face whose insertion incurred a debt and their incident edges. It specifies the drawing of these edges, as pocket, mountain, or biarc in forward and in reverse drawing, as well as the drawing of the edges covered by the vertices of the open configuration. When a vertex v_i covers (part of) an open configuration, we may alter the placement of the vertices and/or draw the edges of the open configuration differently. The associated debt $d(\mathcal{C})$ is the amount of credits paid in addition to α credits per vertex. As soon as any arc of an open configuration is covered, the debt must be paid or transferred to a new open configuration. We enhance our collection of invariants as follows.

- (I6) A sequence of consecutive arcs on C_i may be associated with a debt. Each arc is part of at most one open configuration; refer to Figure 5 for a full list of such configurations.

To prove Theorem 1.1 we show that the credit total carried by arcs in both drawings minus the total debt of all open configurations does not exceed $\alpha i - 5$ after inserting v_i .



■ **Figure 5** The set of open configurations. Each subfigure shows the forward drawing (left) and the reverse drawing (right) and is captioned by the debt incurred.

3 Default insertion of a vertex v_i

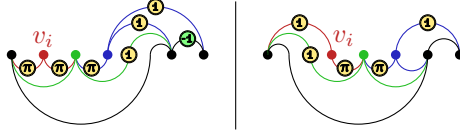
If v_i does not cover any arc of an open configuration, we use procedures from Lemmas 2.1 and 2.2. If $\deg_{G_i}(v_i) \geq 4$ and v_i covers any pocket in either drawing, by Lemmas 2.1 and 2.2 the insertion costs are at most $2 - \pi = \alpha$. If $\deg_{G_i}(v_i) \geq 5$ and v_i only covers mountains in both drawings, the costs are 0 (Lemma 2.2). If $\deg_{G_i}(v_i) = 4$ and v_i covers mountains only in both drawings, we obtain the open configuration in Figure 5a with cost $2 + 2\pi$ and debt 3π .

If $\deg_{G_i}(v_i) = 2$ and v_i covers a pocket in one drawing, insertion in this drawing costs π resulting in total cost $\leq 1 + 2\pi$ or at most α if $\pi \leq 1/3$. If $\deg_{G_i}(v_i) = 2$ and v_i covers only mountains, we have the open configuration in Figure 5c with cost $2 + 2\pi$ and debt 3π .

It remains to consider $\deg_{G_i}(v_i) = 3$. There are four pocket-mountain configurations for two arcs of G_{i-1} covered by v_i : MM , MP , PM , and PP (using M for mountain and P for pocket). Pattern PP costs $1 - \pi$, pattern MM costs $1 + \pi$. Each drawing has its favorite mixed pattern (PM for forward and MP for reverse) with cost 0; the other pattern costs 1.

There is only one *forward|reverse* combination, $MM|MM$, with cost $2 + 2\pi$ and debt 3π , leading to the open configuration in Figure 5b. Two combinations, $MM|PM$ and $MP|MM$, have cost $2 + \pi$ and debt 2π resulting in open configurations in Figure 5g and 5h, resp. Also, the combinations $MM|PP$, $PP|MM$, and $MP|PM$ with costs 2 and a debt π lead to open configurations in Figure 5d, 5e, and 5f, resp. All other combinations cost at most α .

6 Monotone Arc Diagrams with few Biarcs



■ **Figure 6** Alternative drawing to handle an open configuration \mathcal{C}_ℓ for $\deg_{G_i}(v_i) = 2$.

4 When and how to pay your debts

In this section, we describe the insertion of v_i if it covers an arc of an open configuration. Note that (1) every open configuration contains at least one mountain and at least one pocket in both drawings; (2) the largest debt incurred by one open configuration is 5π . Open configurations $\mathcal{C}_\ell, \mathcal{C}_j, \mathcal{C}_k$ (with highest debts) are introduced in the discussion below.

Case 1: $\deg_{G_i}(v_i) = 2$. If v_i covers a pocket of an open configuration \mathcal{C} in either drawing, the insertion costs of $\pi + (1 + \pi)$ cover $d(\mathcal{C})$, as long as $1 + 2\pi + 5\pi \leq \alpha$, that is, $\pi \leq 1/8$. Assume v_i covers a mountain of open configuration \mathcal{C} in both drawings; i.e., $\mathcal{C} \in \{\mathcal{C}_g, \mathcal{C}_h, \mathcal{C}_\ell\}$. If $\mathcal{C} \in \{\mathcal{C}_g, \mathcal{C}_h\}$, we obtain the open configurations in Figure 5j and 5k, resp., with cost $4 + 3\pi$ (for both vertices) and debt 5π . Otherwise $\mathcal{C} = \mathcal{C}_\ell$, and we use the drawings shown in Figure 6 (where v_i is inserted on the left mountain; the other case is symmetric). The costs are $2 + 3\pi$ (forward) and $3 + 2\pi$ (reverse), totaling $5 + 5\pi \leq 3\alpha$, for $\pi \leq 1/8$.

Case 2: $\deg_{G_i}(v_i) \geq 5$ and **Case 3:** $\deg_{G_i}(v_i) \in \{3, 4\}$. In the full version, we will discuss both cases in detail while we only mention the main ideas here. Each open configuration includes a mountain that can pay the debt if the configuration is entirely covered. We only focus on the left- and rightmost open configurations \mathcal{C}_ℓ and \mathcal{C}_r . In both cases, we mainly carefully move vertices v_i, c_1 and c_2 of \mathcal{C}_r to avoid covered mountains from becoming biarcs, i.e., saving their credits.

5 Summary & Conclusions

Proof of Theorem 1.1. As previously shown, if $\pi \leq 1/8$, we maintain all invariants with α credits per vertex. G_3 is a triangle with two pockets on C_3 in both orientations, i.e. G_3 costs 4π . As v_1, v_2 and v_3 contribute 3α credits, there are $6 - 7\pi > 5$ unused credits after drawing G_3 . If there remains an open configuration in G_n , there is a mountain with a credit paying its debt. Hence, the 5 unused credits of G_3 's drawing remain. As a canonical ordering is computable in $O(n)$ time and we backtrack $O(1)$ steps if needed, the runtime follows. ◀

We proved the first upper bound of the form $c \cdot n$, with $c < 1$, for the total number of monotone biarcs in arc diagrams of n -vertex planar graphs. In our analysis, only three subcases require $\pi \leq 1/8$, i.e., a refinement may provide a better upper bound. Also, it remains open if there is a planar graph that requires more biarcs in a monotone arc diagram than in a general arc diagram. Finally, narrowing the gap between lower $\lfloor \frac{n-8}{3} \rfloor$ and upper $\lfloor \frac{15}{16}n - \frac{5}{2} \rfloor$ bounds would be interesting, particularly from the lower bound side.

References

- 1 Michael A. Bekos, Michael Kaufmann, and Christian Zielke. The book embedding problem from a SAT-solving perspective. In *Graph Drawing*, volume 9411 of *Lecture Notes in Computer Science*, pages 125–138. Springer, 2015.

- 2 Frank Bernhart and Paul C. Kainen. The book thickness of a graph. *J. Combin. Theory Ser. B*, 27:320–331, 1979. URL: [http://dx.doi.org/10.1016/0095-8956\(79\)90021-2](http://dx.doi.org/10.1016/0095-8956(79)90021-2).
- 3 Jean Cardinal, Michael Hoffmann, Vincent Kusters, Csaba D. Tóth, and Manuel Wettstein. Arc diagrams, flip distances, and Hamiltonian triangulations. *Comput. Geom. Theory Appl.*, 68:206–225, 2018. URL: <https://doi.org/10.1016/j.comgeo.2017.06.001>.
- 4 Marek Chrobak and Thomas H. Payne. A linear-time algorithm for drawing a planar graph on a grid. *Inform. Process. Lett.*, 54:241–246, 1995. URL: [http://dx.doi.org/10.1016/0020-0190\(95\)00020-D](http://dx.doi.org/10.1016/0020-0190(95)00020-D).
- 5 Hubert de Fraysseix, János Pach, and Richard Pollack. How to draw a planar graph on a grid. *Combinatorica*, 10(1):41–51, 1990. URL: <http://dx.doi.org/10.1007/BF02122694>.
- 6 Emilio Di Giacomo, Walter Didimo, Giuseppe Liotta, and Stephen K. Wismath. Curve-constrained drawings of planar graphs. *Comput. Geom. Theory Appl.*, 30(1):1–23, 2005. URL: <http://dx.doi.org/10.1016/j.comgeo.2004.04.002>.
- 7 Hazel Everett, Sylvain Lazard, Giuseppe Liotta, and Stephen K. Wismath. Universal sets of n points for one-bend drawings of planar graphs with n vertices. *Discrete & Computational Geometry*, 43(2):272–288, 2010. URL: <https://doi.org/10.1007/s00454-009-9149-3>, doi:10.1007/s00454-009-9149-3.
- 8 Francesco Giordano, Giuseppe Liotta, Tamara Mchedlidze, Antonios Symvonis, and Sue Whitesides. Computing upward topological book embeddings of upward planar digraphs. *J. Discrete Algorithms*, 30:45–69, 2015. URL: <https://doi.org/10.1016/j.jda.2014.11.006>, doi:10.1016/j.jda.2014.11.006.
- 9 Michael Kaufmann and Roland Wiese. Embedding vertices at points: Few bends suffice for planar graphs. *J. Graph Algorithms Appl.*, 6(1):115–129, 2002. URL: <http://dx.doi.org/10.7155/jgaa.00046>.
- 10 Maarten Löffler and Csaba D. Tóth. Linear-size universal point sets for one-bend drawings. In *Graph Drawing*, volume 9411 of *Lecture Notes in Computer Science*, pages 423–429. Springer, 2015.

Appendix

A Proofs of Lemmas 2.1 and 2.2

Proof of Lemma 2.1. We place v_i into the rightmost pocket (p_ℓ, p_r) it covers and draw all edges incident to v_i as proper arcs. The path (p_ℓ, v_i, p_r) is drawn using pockets, the other new edges are drawn as mountains; see Figure 2. All edges covered to the right of p_r (if any) are mountains. To satisfy (I3), we put 1 credit on every arc between v_i and vertices properly to the right of p_r . Every such arc a covers one mountain m_a along with the left endpoint of m_a . By (I3), m_a has 1 credit which we move to a . For the edges between v_i and a vertex properly to the left of p_ℓ , only the leftmost one (ℓ_i, v_i) has its left endpoint on C_i . Therefore we need ≤ 1 additional credit to pay for all mountains incident to v_i . It remains to consider the pockets. If at most one pocket along (p_ℓ, v_i, p_r) appears on C_i , then we can take the π credits needed from the now covered pocket (p_ℓ, p_r) . Otherwise, $\deg_{G_i}(v_i) = 2$ and we spend only π credits overall as there is no mountain incident to v_i . Thus we pay ≤ 1 credit overall; see Figure 2a.

Suppose that $\deg_{G_i}(v_i) \geq 4$. If $\ell_i = p_\ell$, then we save a full credit that we accounted for drawing (ℓ_i, v_i) as a mountain. If v_i has at least 3 neighbors to its left, then v_i covers the left endpoint of an edge e of C_{i-1} to its left. Hence we save at least π credits on e . Otherwise, v_i has exactly 2 neighbors on its left and at least 2 neighbors on its right; see Figure 2b. In particular, no pocket is incident to v_i on C_i and we save π credits on (p_ℓ, p_r) . In every case we save $\geq \pi$ credits and therefore spend $\leq 1 - \pi$ credits to insert v_i . \blacktriangleleft

Proof of Lemma 2.2. We push down the leftmost mountain (m_ℓ, m_r) and place v_i above it; see Figure 2c. This operations transforms each mountain of G_{i-1} with left endpoint m_ℓ into a down-up biarc. Costs for such biarcs are covered by their corresponding mountain credits due to (I3).

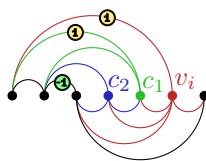
The insertion of v_i creates a new pocket (m_ℓ, v_i) and a mountain for every neighbor in (m_r, \dots, r_i) . We put π credits on the pocket to satisfy (I4). On each mountain created, we put 1 credit to satisfy (I3). Since v_i covers only mountains, every mountain incident to v_i , except for (v_i, m_r) , covers the left endpoint of a mountain from G_{i-1} . Hence from each of these covered mountains we can steal 1 credit; see Figure 2c. Overall, $1 + \pi$ credits suffice.

If $\deg_{G_i}(v_i) \geq 4$, we can push down the rightmost covered mountain instead. This way we create exactly two new mountains whose left endpoint is on C_i . We also cover the left endpoint of $\deg_{G_i}(v_i) - 3$ mountains from C_{i-1} . Hence, we can steal the credits from these mountains. The resulting total cost is $2 - (\deg_{G_i}(v_i) - 3) = 5 - \deg_{G_i}(v_i)$; see Figure 3. \blacktriangleleft

B Omitted Cases of Section 4

Case 2: $\deg_{G_i}(v_i) \geq 5$. Here, v_i may cover many open configurations completely or partially (i.e. not all arcs of the configuration are covered). Intuitively, fully covered open configurations pay for themselves, only at most two partially covered ones need some work. Denote by \mathcal{C}_ℓ the open configuration incident to the leftmost arc covered by v_i , incident to vertex ℓ_i . If this arc is not part of an open configuration, we write $\mathcal{C}_\ell = \emptyset$ or that \mathcal{C}_ℓ does not exist. Analogously, \mathcal{C}_r denotes the open configuration incident to the rightmost covered arc, incident to vertex r_i . \mathcal{C}_ℓ and \mathcal{C}_r —if existent—can be fully or partially covered by v_i .

Reconsider how to insert v_i (cf. Lemmas 2.1 and 2.2): We show how to insert v_i in the forward drawing at a cost of $\leq 1 - \pi$, while also paying $d(\mathcal{C}_r)$ and debts of all fully covered open configurations except \mathcal{C}_ℓ . By symmetry, v_i can be inserted into the reverse drawing at



■ **Figure 7** Alternative drawing to handle open configuration \mathcal{C}_i if $\deg_{G_i}(v_i) \geq 5$.

a cost of $\leq 1 - \pi$, including payment for $d(\mathcal{C}_\ell)$, achieving a total cost of at most $2 - 2\pi < \alpha$.

Case 2a: v_i covers mountains only. By (1) v_i does not fully cover any open configuration. By Lemma 2.2 inserting v_i costs ≤ 0 credits, which together with $d(\mathcal{C}_r) \leq 5\pi$ yields an insertion cost of $\leq 1 - \pi$, as long as $\pi \leq 1/6$.

Case 2b: v_i covers a pocket p incident to r_i . We insert v_i into p paying 1 for edge (ℓ_i, v_i) and gaining 1 for each covered mountain not incident to ℓ_i and π for each covered pocket. Worst case, all covered arcs to the left are pockets—except for the one incident to ℓ_i , which is a mountain, i.e., insertion costs are $\leq 1 - (\deg_{G_i}(v_i) - 3)\pi \leq 1 - 2\pi$ (*). For each fully covered open configuration \mathcal{C} , v_i covers a mountain $M(\mathcal{C})$. If $M(\mathcal{C})$ is incident to ℓ_i , $\mathcal{C} = \mathcal{C}_\ell$ and we account for it in the reverse drawing. Otherwise, we gain at least 1 credit for covering $M(\mathcal{C})$, i.e., we gain $1 - \pi$ credits compared to (*). By (2) this settles $d(\mathcal{C})$ for $\pi \leq 1/6$.

The case where \mathcal{C}_r is only partially covered remains. By (*), w.l.o.g. assume $d(\mathcal{C}_r) > \pi$. There are three subcases, depending on the edge e on \mathcal{C}_{i-1} to the left of p covered by v_i .

Case 2b.1: e is a mountain that is not part of an open configuration. Then again we gain $1 - \pi$ credits by covering it, which is enough to pay $d(\mathcal{C}_r)$ if $\pi \leq 1/6$.

Case 2b.2: e is a mountain that is part of open configuration $\mathcal{C}_M \neq \mathcal{C}_r$. As v_i covers the left endpoint q of e , we can steal 1 credit from *each* mountain incident to q . Note that for all open configurations but $\mathcal{C}_c, \mathcal{C}_e, \mathcal{C}_l, \mathcal{C}_j$ there are at least two mountain edges incident to q . In these cases we save an extra credit paying for $d(\mathcal{C}_r)$. Only cases $\mathcal{C}_M \in \{\mathcal{C}_c, \mathcal{C}_e, \mathcal{C}_l, \mathcal{C}_j\}$ remain.

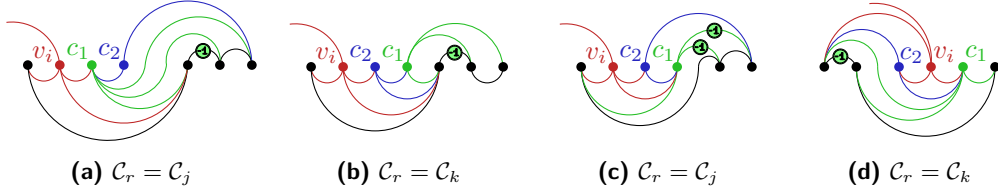
If $\mathcal{C}_M = \mathcal{C}_c$, v_i also covers the left endpoint of \mathcal{C}_M . We move vertex $c_1 \in \mathcal{C}_M$ into p so that the black edge underneath can be drawn as a mountain instead of as a biarc; saving another $1 - \pi$ credits to pay $d(\mathcal{C}_r)$ if $\pi \leq 1/4$. If $\mathcal{C}_M = \mathcal{C}_e$, we redraw \mathcal{C}_M so that vertex c_1 is put into the right pocket instead. Costs and the deficit are the same as for the original drawing. Now e is a pocket and we proceed with Case 2b.4 below. If $\mathcal{C}_M = \mathcal{C}_l$, we save many credits by redrawing \mathcal{C}_M to move both c_1 and c_2 into p so that c_2, c_1, v_i appear in this left-to-right-order (see Figure 7). Otherwise, $\mathcal{C}_M = \mathcal{C}_j$ and we move vertex $c_2 \in \mathcal{C}_M$ into p s.t. both green edges underneath become mountains instead of biarcs. As v_i covers $c_1 \in \mathcal{C}_M$, we steal the credit of all three mountains incident to c_1 , resulting in a huge gain.

Case 2b.3: e is a mountain and part of \mathcal{C}_r , i.e., $\mathcal{C}_r = \mathcal{C}_l$. v_i covers the left endpoint of the left mountain of \mathcal{C}_r . We steal the credit from the black mountain underneath to pay $d(\mathcal{C}_r)$.

Case 2b.4: e is a pocket (possibly of an open configuration). Then, $\mathcal{C}_r \in \{\mathcal{C}_a, \mathcal{C}_b, \mathcal{C}_c, \mathcal{C}_g, \mathcal{C}_j, \mathcal{C}_k\}$. If $\mathcal{C}_r \in \{\mathcal{C}_j, \mathcal{C}_k\}$, then \mathcal{C}_r has two pockets and p can be either one. If p is the left pocket, e is not part of \mathcal{C}_r . We move vertices $c_1, c_2 \in \mathcal{C}_r$ into e to the right of v_i . This allows to redraw the black edge underneath c_1 and c_2 as a mountain rather than as a biarc (see Figure 8a–8b). The left endpoint of this new mountain is covered by v_i and we gain $1 - \pi$ credits paying $d(\mathcal{C}_r)$ if $\pi \leq 1/6$. An analogous rearrangement handles cases $\mathcal{C}_r \in \{\mathcal{C}_a, \mathcal{C}_b, \mathcal{C}_c, \mathcal{C}_g\}$. It remains to address the case where p is the right pocket of $\mathcal{C}_r \in \{\mathcal{C}_j, \mathcal{C}_k\}$.

If $\mathcal{C}_r = \mathcal{C}_j$, we move both c_2 and v_i to the left pocket of \mathcal{C}_r , thereby allowing both edges

10 Monotone Arc Diagrams with few Biarcs



■ **Figure 8** How to pay $d(\mathcal{C}_r)$ if v_i is inserted into a pocket of \mathcal{C}_j and \mathcal{C}_k .

from c_1 to the right to be drawn as mountains (see Figure 8c). As c_1 is covered by v_i , we can steal the credits from these two mountains, which is more than enough to pay $d(\mathcal{C}_r)$.

For $\mathcal{C}_r = \mathcal{C}_k$, consider edge d on \mathcal{C}_{i-1} to the left of e . d and its left endpoint are covered by v_i . If d is a pocket (of an open configuration or not), we redraw \mathcal{C}_r by moving c_1 to the pocket underneath \mathcal{C}_r and c_2 to d . Then we insert v_i into d to the left of c_2 (see Figure 8d). Compared to the original drawing, we gain two credits to pay $d(\mathcal{C}_r)$. Otherwise, d is a mountain. If d is part of \mathcal{C}_ℓ or d is not part of an open configuration, we gain $1 - \pi$ credits by covering its left endpoint, which pays $d(\mathcal{C}_r)$ if $\pi \leq 1/6$. Next, suppose that d is part of open configuration $\mathcal{C}' \neq \mathcal{C}_\ell$. Then $\mathcal{C}' \in \{\mathcal{C}_a, \mathcal{C}_b, \mathcal{C}_c, \mathcal{C}_d, \mathcal{C}_e, \mathcal{C}_g, \mathcal{C}_l, \mathcal{C}_j, \mathcal{C}_k\}$ and \mathcal{C}' and all its vertices are fully covered by v_i . For $\mathcal{C}' \in \{\mathcal{C}_a, \mathcal{C}_b, \mathcal{C}_d, \mathcal{C}_g, \mathcal{C}_l, \mathcal{C}_k\}$ there is at least one more mountain below a mountain of \mathcal{C}' from which we steal its credit to pay $d(\mathcal{C}_r)$ if $\pi \leq 1/5$. For $\mathcal{C}' = \mathcal{C}_e$, redraw \mathcal{C}' by moving c_1 into the right pocket underneath. The costs are unchanged, d is a pocket now and we continue as described above. For $\mathcal{C}' = \mathcal{C}_c$ we move c_1 to e so that the black biarc underneath can be redrawn as a mountain. As a result, we gain $1 - \pi$ credits to pay $d(\mathcal{C}_r)$. Case $\mathcal{C}' = \mathcal{C}_j$ can be resolved symmetrically, gaining $2 - \pi$ credits to pay $d(\mathcal{C}_r)$.

Case 2c: v_i covers at least one pocket but no pocket incident to r_i . We insert v_i into the rightmost covered pocket p which covers at least one mountain to the right of p . All edges from v_i (strictly) to the right of p are drawn as mountains and we put 1 credit on them stolen from the mountain underneath (cf. Lemma 2.1). We proceed as in Case 2b to the left of v_i , where the same analysis holds for the covered open configurations.

By (1) no fully covered open configuration lies strictly to the right of p . However, p may be part of an open configuration \mathcal{C} extending to the right of p . In such a case, either $\mathcal{C} = \mathcal{C}_\ell$ or \mathcal{C} is fully covered by v_i (because there is no open configuration with a pocket-mountain subsequence in its profile that does not end with this mountain). If $\mathcal{C} = \mathcal{C}_\ell$, then we do not account for it here but in the reverse drawing. So assume that \mathcal{C} is fully covered by v_i .

If $\mathcal{C} \in \{\mathcal{C}_a, \mathcal{C}_b, \mathcal{C}_d, \mathcal{C}_g, \mathcal{C}_k\}$, there is at least one more mountain underneath the mountain of \mathcal{C} whose left endpoint is also covered by v_i . We steal the credit of this mountain to pay $d(\mathcal{C})$. If $\mathcal{C} = \mathcal{C}_l$, there is an extra mountain underneath the left mountain of \mathcal{C} whose left endpoint is covered by v_i . The extra credit pays $d(\mathcal{C})$. For $\mathcal{C} = \mathcal{C}_j$, we use the same rearrangement as in Figure 8c to gain a large surplus, except v_i also covers c_2 . Only $\mathcal{C} \in \{\mathcal{C}_c, \mathcal{C}_e\}$ remains.

If $\mathcal{C} = \mathcal{C}_e$, we redraw \mathcal{C} by putting c_1 along with v_i into the right pocket of \mathcal{C} . The costs and deficit are the same as for the original drawing, however, we save the credit that used to be on the mountain from v_i to the rightmost vertex of \mathcal{C} . We use this credit to pay $d(\mathcal{C})$.

Finally, suppose $\mathcal{C} = \mathcal{C}_c$. If $\mathcal{C} = \mathcal{C}_r$, v_i has at least two edges to vertices strictly to the left of p and we can argue exactly as in Case 2b by considering the edge e to the left of p . Otherwise, v_i covers the mountain m immediately to the right of p . If m is the leftmost edge of an open configuration, this configuration is $\mathcal{C}_r \in \{\mathcal{C}_f, \mathcal{C}_h, \mathcal{C}_i\}$ and there is another mountain m' underneath m . As v_i covers the left endpoint of both m and m' , we steal the credit of m' to pay $d(\mathcal{C}) + d(\mathcal{C}_r) \leq 3\pi + 4\pi$, as long as $\pi \leq 1/7$. Otherwise, m is not part of



■ **Figure 9** Redrawing if p is part of $\mathcal{C} = \mathcal{C}_c$.

an open configuration and we push down m' to insert both $c_1 \in \mathcal{C}$ and v_i there. As a result, we draw the edge underneath c_1 in \mathcal{C} in the original drawing (see Figure 9a) as a mountain rather than as a biarc, gaining 1 credit. Other costs remain the same as drawing m' as a biarc is compensated by having one edge less from v_i to vertices on the right (see Figure 9b).

Regardless of whether or not p is part of an open configuration, if \mathcal{C}_r exists we still need to pay its debt. The case that p is part of \mathcal{C}_r has been discussed above. Hence suppose that \mathcal{C}_r exists but p is not part of it. Recall that by (1) no fully covered open configuration lies strictly to the right of p . Hence \mathcal{C}_r is only partially covered by v_i and has a mountain m as its leftmost edge. Therefore $\mathcal{C}_r \in \{\mathcal{C}_f, \mathcal{C}_h, \mathcal{C}_l\}$ where m has another mountain m' underneath. As v_i covers the left endpoint of m and m' , we gain an extra credit from m' to pay $d(\mathcal{C}_r)$.

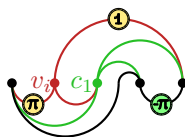
Case 3: $\deg_{G_i}(v_i) \in \{3, 4\}$ Cases $\deg_{G_i}(v_i) = 3$ and $\deg_{G_i}(v_i) = 4$ are treated together as in many subcases similar arguments can be used. Drawings referring to both cases illustrate Case $\deg_{G_i}(v_i) = 4$ as removing the leftmost vertex yields the drawing for $\deg_{G_i}(v_i) = 3$.

Case 3a: v_i covers at least the two leftmost edges of configuration \mathcal{C}_r . Note that, the case where v_i covers the two rightmost edges of \mathcal{C}_l follows symmetrically.

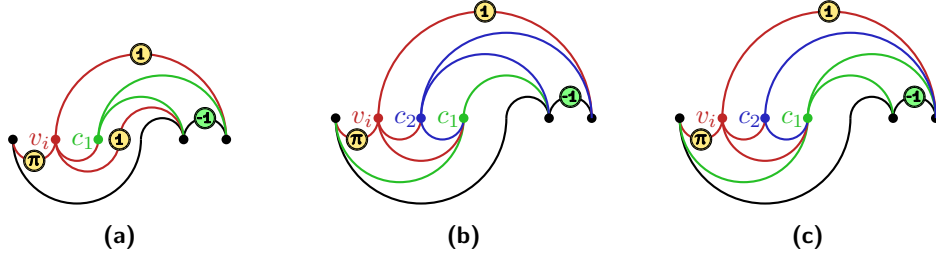
Case 3a.1: $\deg_{G_i}(v_i) = 3$. Here, v_i covers a pocket in both orientations and is inserted above a *PM* configuration in forward or above an *MP* configuration in reverse orientation unless $\mathcal{C}_r = \mathcal{C}_f$. In this orientation, inserting v_i costs 0 credits while in the remaining orientation, v_i costs at most 1 by Lemma 2.1. Hence, v_i can pay the debt of the (partially) covered open configuration yielding a total cost of at most $1 + 5\pi$ for v_i , i.e., at most α for $\pi \leq 1/6$. If $\mathcal{C}_r = \mathcal{C}_f$, we push down the mountain covered by c_1 and place c_1 and v_i above the new biarc; see Fig 10. As a result, we do not have to charge any edge incident to c_1 and only have to pay for a pocket and a mountain incident to v_i . As a pocket is covered, the forward orientation costs 1. Since the reverse orientation is symmetric, the total cost is 2.

Case 3a.2: $\deg_{G_i}(v_i) = 4$ and v_i completely covers \mathcal{C}_r . Consider the forward orientation.

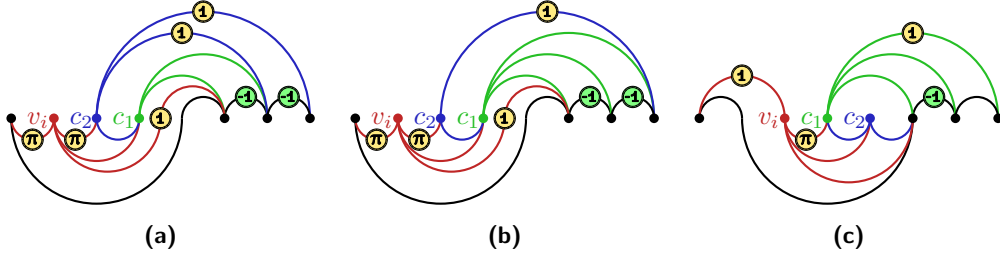
If $\mathcal{C}_r \in \{\mathcal{C}_a, \mathcal{C}_b, \mathcal{C}_c, \mathcal{C}_d, \mathcal{C}_g\}$, v_i covers vertex c_1 of \mathcal{C}_r . We redraw \mathcal{C}_r placing both v_i and c_1 above e_ℓ (if required we push down e_ℓ); see Fig. 11a. While this creates a biarc incident to v_i , all mountains incident to c_1 are covered in the final drawing and hence do not need to be charged. Moreover, placing c_1 above e_ℓ allows to release the credit on the leftmost mountain covered by c_1 . This results in a cost of at most $1 + \pi$ credits in the forward orientation for both vertices. In the reverse orientation, c_1 can cost at most $1 + \pi$ but creates a pocket for v_i which then by Lemma 2.1 will cost at most $1 - \pi$. By combining these costs with the



■ **Figure 10** Non-default subcase of Case 3a.1.



■ **Figure 11** Figures for Case 3a.2.



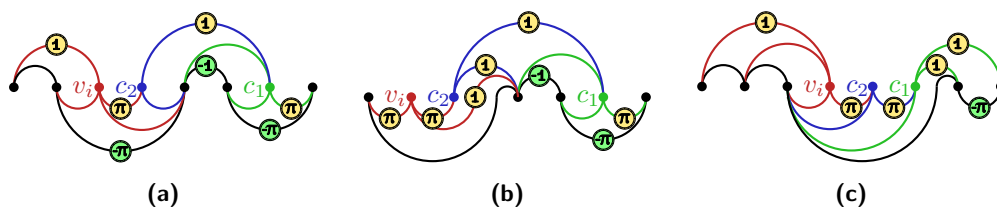
■ **Figure 12** Figures for Case 3a.3.

debt of \mathcal{C}_ℓ , inserting v_i and c_1 will cost at most $3 + 6\pi \leq 2\alpha$ when $\pi \leq 1/8$.

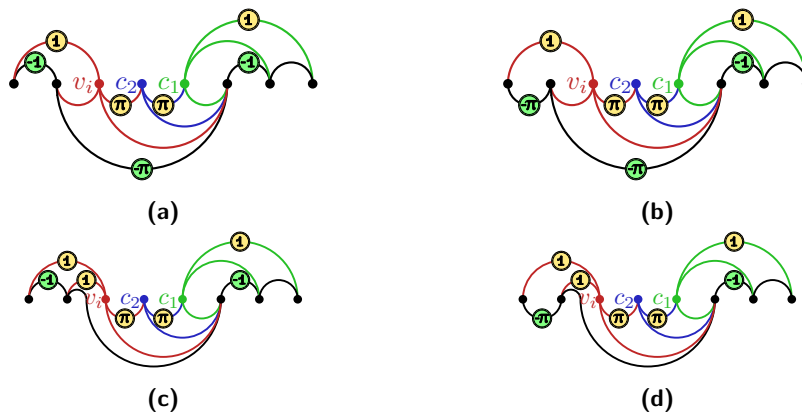
Suppose $\mathcal{C}_r \in \{\mathcal{C}_f, \mathcal{C}_h, \mathcal{C}_e\}$. If $\mathcal{C}_r \in \{\mathcal{C}_f, \mathcal{C}_h\}$, v_i is placed into pocket e_r costing at most $1 - \pi$ by Lemma 2.1. If $\mathcal{C}_r = \mathcal{C}_e$, we achieve the same cost for v_i by putting c_1 of \mathcal{C}_r in its right covered pocket instead of its left one. In each of $\{\mathcal{C}_f, \mathcal{C}_h, \mathcal{C}_e\}$, observe that the left endpoint of \mathcal{C}_r is covered without creating a biarc incident to c_1 , i.e., the mountain incident to c_1 is covered and does not need a credit. Hence, the total cost for the forward orientation drawing here is at most $1 - \pi$. In the reverse orientation, c_1 can cost at most $1 + \pi$ but creates a pocket for v_i which then by Lemma 2.1 will cost at most $1 - \pi$. Therefore, together with the debt of \mathcal{C}_ℓ , inserting v_i and c_1 here can cost at most $3 + 4\pi \leq 2\alpha$ as long as $\pi \leq 1/6$.

It remains to consider $\mathcal{C}_r \in \{\mathcal{C}_l, \mathcal{C}_j, \mathcal{C}_k\}$. For $\mathcal{C}_r \in \{\mathcal{C}_l, \mathcal{C}_j\}$, the default drawing is used for c_1 of \mathcal{C}_r and then v_i and c_2 of \mathcal{C}_r are put on e_ℓ which is a pocket; see Figs. 11b and 11c. Since v_i covers both c_1 and c_2 and no biarc is created, mountains incident to c_1 and c_2 do not need to carry a credit. Further, as v_i and c_2 are in the same pocket, v_i is only incident to one mountain that steals its credit from the mountain below \mathcal{C}_r . As a result, the forward orientation costs at most π for all three vertices. The reverse orientation costs at most $3 + 3\pi$ by Lemmas 2.1 and 2.2, and the cost for all three vertices is at most $3 + 4\pi \leq 3\alpha$ as long as $\pi \leq 3/7$. If $\mathcal{C}_r = \mathcal{C}_k$, a symmetric argument w.r.t. $\mathcal{C}_r = \mathcal{C}_j$ applies in the reverse orientation.

Case 3a.3: $\deg_{G_i}(v_i) = 4$, $\mathcal{C}_r \in \{\mathcal{C}_l, \mathcal{C}_j, \mathcal{C}_k\}$ and v_i covers the two leftmost edges of \mathcal{C}_r . If $\mathcal{C}_r \in \{\mathcal{C}_l, \mathcal{C}_j\}$, in the forward orientation v_i and c_1 and c_2 of configuration \mathcal{C}_r are placed above edge e_ℓ which is pushed down if needed; see Figs. 12a and 12b. Observe that v_i is incident to a biarc and to no mountains, whereas c_1 of \mathcal{C}_r is covered and its incident mountains do not need to carry credits. Finally, c_2 is incident to at most two mountains. As two mountains below \mathcal{C}_r are covered and two pockets incident to v_i are created, a total cost of $1 + 2\pi$ suffices for the forward orientation drawing of all three vertices. By Lemmas 2.1 and 2.2, the reverse orientation cannot cost more than $3 + 3\pi$. Hence, the total cost is at most $4 + 10\pi$ for all three vertices and $d(\mathcal{C}_\ell) \leq 5\pi$. If $\mathcal{C}_r = \mathcal{C}_k$, all of v_i and c_1 and c_2 of \mathcal{C}_r are placed in the reverse orientation above the edge e_ℓ which we push down as needed; see Fig. 12c. As a result, we pay for one mountain incident to c_1 and one mountain and one valley incident to



■ **Figure 13** Figures for the forward orientation of Case 3b.1.



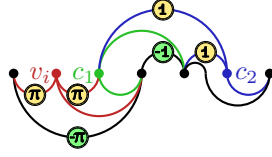
■ **Figure 14** Figures for the reverse orientation of Case 3b.1.

v_i while also covering the left mountain of \mathcal{C}_r without creating a biarc. Hence, the reverse orientation of all three vertices costs $1 + \pi$. As the forward orientation costs at most $3 + 3\pi$ and \mathcal{C}_ℓ 's debt is at most 5π , all three vertices are inserted for $4 + 9\pi \leq 3\alpha$ as long as $\pi \leq 1/6$.

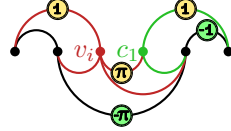
Case 3b: v_i covers the leftmost edge of configuration \mathcal{C}_r . This case is symmetric to v_i covering the rightmost edge of configuration \mathcal{C}_ℓ . Note that if $\deg_{G_i}(v_i) = 4$ and e_m belongs to open configuration \mathcal{C}_ℓ , one of the subcases of Case 3a applies. Let e^* be the covered edge incident to the left endpoint of \mathcal{C}_r from the left, i.e., if $\deg_{G_i}(v_i) = 3$, $e^* = e_\ell$, else $e^* = e_m$.

Case 3b.1: $\mathcal{C}_r = \mathcal{C}_k$. Consider two subcases for e^* to bound the cost of the forward orientation. If e^* is a pocket, both v_i and c_2 are put above e^* and c_1 is put into the pocket covered by \mathcal{C}_r ; see Fig. 13a. No biarcs are created and it suffices to pay for mountain (c_1, c_2) , two pockets, and pocket or mountain (v_i, ℓ_i) . Also two pockets and a mountain which no longer needs its credit are covered. Hence, at most 1 credit is needed for all of v_i , c_1 and c_2 . If e^* is a mountain, we distinguish two subcases based on $\deg_{G_i}(v_i)$. If $\deg_{G_i}(v_i) = 3$, e^* is pushed down and v_i, c_1 , and c_2 are placed as in the pocket case; see Fig. 13b. Since $\deg_{G_i}(v_i) = 3$, (v_i, ℓ_i) is a pocket. This allows to pay for the additional mountain incident to c_2 and the biarc incident to v_i and still have a drawing of cost $2 + 2\pi$ for all three vertices. If $\deg_{G_i}(v_i) = 4$, instead the mountain covered by \mathcal{C}_r is pushed down and all of v_i , c_1 and c_2 are placed there; see Fig. 13c. We pay for mountain (v_i, ℓ_i) , the two pockets incident to c_2 and the two mountains incident to c_1 . However, we also cover e^* yielding a drawing of cost $2 + \pi$ for all three vertices. Thus, we pay at most $2 + 2\pi$ for the forward orientation.

In the reverse orientation, we always place all of v_i , c_1 and c_2 above e^* ; see Fig. 14. Then, for c_1 , we only have to charge the mountain to its rightmost neighbor which we can pay with the credit on the left mountain covered by c_1 . Additionally, we have to pay for the pockets (c_1, c_2) and (v_i, c_2) . Finally, we may have to pay for up to two mountains from v_i



■ **Figure 15** Non-default subcase of Case 3b.3.



■ **Figure 16** Forward orientation drawing for Case 3b.4.

to its left neighbors. Thus, it suffices to pay at most $2 + 2\pi$ for the reverse orientation.

Summing up both orientations, for all three vertices and $d(\mathcal{C}_\ell) \leq 5\pi$, the total cost is most $4 + 11\pi$ which is at most 3α as long as $\pi \leq 1/7$.

Case 3b.2: $\mathcal{C}_r = \mathcal{C}_j$. Note that vertex c_2 of \mathcal{C}_r is not incident to v_i . Since \mathcal{C}_r is still an open configuration, c_2 did not get new neighbors after being inserted. Hence, we can change the canonical ordering inserting v_i before c_2 . Then $\mathcal{C}_r = \mathcal{C}_g$ which is discussed later in this section. Open configurations \mathcal{C}_j and \mathcal{C}_k have been discussed and in the following $d(\mathcal{C}_\ell) \leq 4\pi$.

Case 3b.3: $\mathcal{C}_r = \mathcal{C}_i$. If $\deg_{G_i}(v_i) = 4$, we use the same trick as in Case 3b.2 and insert c_2 after v_i , i.e., $\mathcal{C}_r = \mathcal{C}_b$ – see Case 3b.4. However, if $\deg_{G_i}(v_i) = 3$, we cannot do this since v_i is symmetric to c_2 w.r.t. c_1 . Instead, v_i is always placed above e_ℓ by using the default drawing. We now discuss the costs of this placement depending on the state of e_ℓ .

If e_ℓ is a pocket, placing v_i will cost 0 credits while the credits of the mountain covered by \mathcal{C}_r whose left endpoint gets covered can be reclaimed. As a result, the forward orientation costs -1 credit. Since the reverse orientation costs at most $1 + \pi$ and the debts of the two open configurations are at most 8π , the total cost of v_i is at most $9\pi \leq \alpha$ as long as $\pi \leq 1/4$.

If e_ℓ is a mountain, in the forward drawing, we pay for one mountain and one pocket while v_i covers the left endpoint of the mountain covered by \mathcal{C}_r achieving a cost of π . If e_ℓ is a mountain in reverse orientation, $\mathcal{C}_\ell \in \{\emptyset, \mathcal{C}_g, \mathcal{C}_i\}$ and we use the default drawing for v_i costing $1 + \pi$. If $\mathcal{C}_\ell = \emptyset$, then the total cost for inserting v_i is $1 + 6\pi \leq \alpha$ as long as $\pi \leq 1/7$. If $\mathcal{C}_\ell \in \{\mathcal{C}_g, \mathcal{C}_i\}$, by symmetry, the cost is again reduced to π and achieving a total cost of at most 10π . If e_ℓ is a pocket in reverse orientation, v_i and c_1 are put in e_ℓ while we push down the rightmost edge covered to put c_2 there; see Fig. 15. Then, we have to pay for the two mountains incident to c_2 and the two pockets incident to v_i but we cover a pocket and a mountain completely. Hence, the total cost for inserting all three vertices is $1 + 2\pi$. Since the forward orientation costs at most $3 + 3\pi$ and $d(\mathcal{C}_\ell) \leq 4\pi$, all three vertices cost at most $4 + 9\pi \leq 3\alpha$ as long as $\pi \leq 1/6$. Since $\mathcal{C}_i, \mathcal{C}_j$ and \mathcal{C}_k are handled, in the following $d(\mathcal{C}_\ell) \leq 3\pi$.

Case 3b.4: $\mathcal{C}_r \in \{\mathcal{C}_a, \mathcal{C}_b, \mathcal{C}_c, \mathcal{C}_d, \mathcal{C}_g\}$. As in previous cases, consider e^* and $\deg_{G_i}(v_i)$.

If e^* is a pocket, we put both v_i and c_1 in e^* ; see Fig. 16, paying for pocket (v_i, c_1) (which can be done using e^* 's π credits) and edge (v_i, ℓ_i) which may be pocket or mountain depending on the degree of v_i . The mountains incident to c_1 can be paid by the credits of mountains covered by configuration \mathcal{C}_r . Hence, placing v_i and c_1 costs at most 1 in forward orientation. In reverse orientation, inserting both costs at most $2 + 2\pi$ by Lemmas 2.1 and 2.2. Together with $d(\mathcal{C}_\ell) \leq 3\pi$, v_i and c_1 cost at most $3 + 5\pi \leq 2\alpha$ as long as $\pi \leq 1/7$.

If e^* is a mountain and $\deg_{G_i}(v_i) = 4$, we use the default drawing putting v_i in pocket



■ **Figure 17** Figures for the reverse orientation of Case 3b.4.

e_r . This costs at most 0 since e^* will be covered and its credit can be used to pay for new mountain (v_i, ℓ_i) . Since the reverse drawing costs at most $1 - \pi$ by Lemmas 2.1 and 2.2 and $d(\mathcal{C}_\ell) \leq 3\pi$, for v_i in this scenario, it suffices to pay at most $1 + 2\pi \leq \alpha$ as long as $\pi \leq 1/3$.

However, if $\deg_{G_i}(v_i) = 3$ and $e^*(= e_\ell)$ is a mountain, more work is needed. Using the default drawing in the forward orientation, placing c_1 costs $1 + \pi$ while inserting v_i costs 1 as c_1 creates a pocket for v_i . We distinguish further cases concerning e_ℓ in reverse orientation.

If e_ℓ is a pocket in reverse orientation, we place both v_i and c_1 above it; see Fig. 17a. We have to pay for the two pockets incident to v_i and the mountain between c_1 and its rightmost neighbor which costs at most $1 + \pi$ since a pocket is covered. Thus, since $d(\mathcal{C}_\ell) \leq 3\pi$, for v_i and c_1 , it suffices to pay at most $3 + 5\pi \leq 2\alpha$ as long as $\pi \leq 1/7$.

If e_ℓ is a mountain in reverse orientation, we further distinguish based on the type of \mathcal{C}_r . If $\mathcal{C}_r \in \{\mathcal{C}_a, \mathcal{C}_b\}$, we push down e_ℓ and place v_i and c_1 above it; see Fig. 17b. Then we have to pay for two mountains and a pocket while we can reclaim the credit on the left mountain covered by c_1 , yielding a cost of $1 + \pi$ in the reverse orientation. Again, we pay at most $3 + 5\pi$ for both vertices. If $\mathcal{C}_r = \mathcal{C}_c$, we create a new open configuration of type \mathcal{C}_ℓ . If $\mathcal{C}_r \in \{\mathcal{C}_d, \mathcal{C}_g\}$, we use the default drawings for v_i and c_1 . Since v_i covers the mountain e_ℓ and is placed in a pocket created by c_1 , the credits on the edges incident to v_i can be taken from covered edges and it suffices to pay for c_1 which costs at most 1 as it drops into a pocket. Thus, with the debt of \mathcal{C}_ℓ we pay at most $3 + 4\pi$ for both vertices. As a result, in this scenario, for both vertices it suffices to pay $3 + 5\pi$ which is at most 2α for $\pi \leq 1/7$.

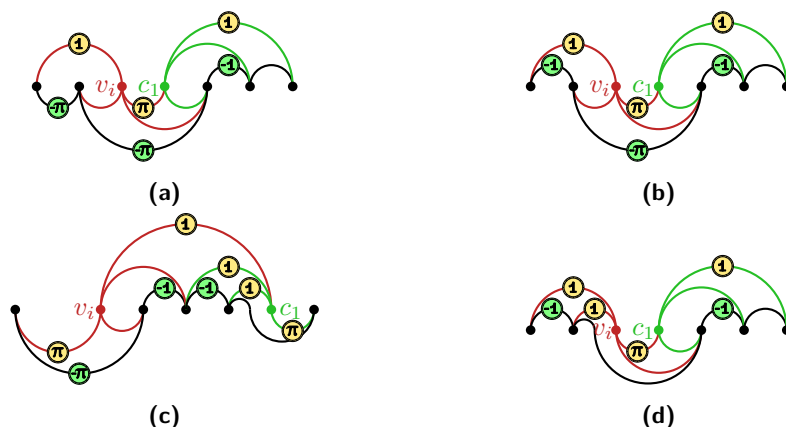
Case 3b.5: $\mathcal{C}_r \in \{\mathcal{C}_f, \mathcal{C}_h\}$. Here, using the default drawing for v_i costs at most $1 + \pi$ and preserves the two stacked mountains at the left endpoint of \mathcal{C}_r . Hence, the credit of the mountain covered by \mathcal{C}_r can be used to reduce the cost in the forward orientation to at most π . Since the reverse orientation costs at most $1 + \pi$, $d(\mathcal{C}_r) \leq 2\pi$ and $d(\mathcal{C}_\ell) \leq 3\pi$, we conclude that, to insert v_i , it suffices to pay at most $1 + 7\pi \leq \alpha$ as long as $\pi \leq 1/8$.

By symmetry, we discussed all cases where $\mathcal{C}_\ell \notin \{\emptyset, \mathcal{C}_d\}$; i.e., for the last case $d(\mathcal{C}_\ell) \leq \pi$.

Case 3b.6: $\mathcal{C}_r = \mathcal{C}_e$. We use default drawings for both v_i and c_1 of configuration \mathcal{C}_r for the forward orientation. By Lemma 2.1, inserting v_i costs $1 - \pi$ whereas, by construction of \mathcal{C}_r , inserting c_1 also costs $1 - \pi$ yielding a total cost of $2 - 2\pi$ for the forward orientation.

In reverse orientation, if e^* is a pocket, we put both v_i and c_1 in it; see Figs. 18a to 18b. If $\deg_{G_i}(v_i) = 4$ and e^* is not a pocket but the leftmost covered edge by v_i is, we keep the original drawing of \mathcal{C}_r but place v_i in the pocket; see Fig. 18c. Otherwise, we push down e^* and put both c_1 and v_i there; see Fig. 18d, paying for the mountain from c_1 to its rightmost neighbor with the credit on the left mountain covered by c_1 . Additionally, we pay for pocket (v_i, c_1) and edge (v_i, ℓ_i) which may be a pocket or a mountain. If e^* is a mountain and $\deg_{G_i}(v_i) = 4$, we pay for another mountain, however, we also cover another mountain whose credit we can claim. Hence, we may pay at most $1 + \pi$ in the reverse orientation.

Since $d(\mathcal{C}_\ell) \leq \pi$, for both v_i and c_1 , it suffices to pay at most $3 \leq 2\alpha$ as long as $\pi \leq 1/2$.



■ **Figure 18** Figures for the reverse orientation of Case 3b.6.

C SAT Formulation

We built a SAT formulation to check if an input graph can be realized as a (monotone) biarc diagram with at most a given number of biarcs κ . Our implementation and formulation are based on an implementation to compute book embeddings [1], with the following changes:

- The SAT formula was restricted to two pages.
- For each edge $e = (u, v)$, we insert both a dummy vertex d_e representing the bend and variables β_e^i into the SAT formula for $1 \leq i \leq \kappa$. We may enforce d_e to be positioned in between u and v in order to compute a monotone biarc diagram. Further, $\beta_e^i = \mathbf{true}$ indicates that e is the i -th biarc the SAT solver chooses to create. Note that β_e^i can be true for more than one i .
- Each edge $e = (u, v)$ must be assigned to a page only if it is not a biarc. Otherwise, we enforce its two *half-edges* (u, d_e) and (v, d_e) to be assigned to the different pages.
- Intersections are only checked for edges that are actually assigned to a page.

The SAT formulation yields a formula of size $O(n^3)$ for a graph on n vertices. Thus, its computational use is limited to small values of n . For the case where G is a *Kleetope* of a triangulation T , i.e., T plus a vertex in each face that is connected to the three vertices on the boundary of the face, we can reduce the problem size somewhat. With our implementation, we verified that no Kleetope on $n' = 3n - 4$ vertices derived from a triangulation of $n \leq 14$ vertices needs more than $\lfloor (n' - 8)/3 \rfloor$ biarcs even if the outerface is prescribed.

Vertex Ordering

We enumerate vertices from 1 to n and edges from 1 to m . For each edge e_k , we insert a dummy vertex with index $n + k$. For each pair of vertices v_i, v_j (including dummy vertices), there is a variable $\sigma_{i,j}$ that is true if and only if v_i appears before v_j on the spine.

We ensure a isomorphic mapping of vertices (including dummy vertices) to $n+m$ positions on the spine by adding constraints which

1. require vertex v_i to be located either before or after vertex v_j for $1 \leq i < j \leq n + m$:

$$(\sigma_{i,j} \vee \sigma_{j,i}) \wedge (\neg \sigma_{i,j} \vee \neg \sigma_{j,i}) \quad \forall 1 \leq i < j \leq n + m \quad (1)$$

2. ensure transitivity in the sense that if v_i is located before v_j and v_j before v_k that then also v_i is located before v_k on the spine:

$$(\neg\sigma_{i,j} \vee \neg\sigma_{j,k} \vee \sigma_{i,k}) \wedge (\sigma_{i,j} \vee \sigma_{j,k} \vee \neg\sigma_{i,k}) \quad \forall 1 \leq i < j < k \leq n+m \quad (2)$$

Monotone Biarcs

The SAT formulation can be extended easily to ensure monotonicity of biarcs. We add two constraints for each edge $e_k = (v_i, v_j)$ that enforce to place the dummy vertex of (v_i, v_j) in between v_i and v_j on the spine:

$$(\sigma_{i,n+k} \vee \sigma_{j,n+k}) \wedge (\neg\sigma_{i,n+k} \vee \neg\sigma_{j,n+k}) \quad \forall e_k = (v_i, v_j) \in E \quad (3)$$

Conversely, if we do not add these constraints, we are able to compute optimal solutions for non-monotone biarc diagrams.

Bounding the Number of Biarcs

Additionally, there exists variables β_i^j for $1 \leq i \leq m$ and $1 \leq j \leq \kappa$. Edge e_i will be drawn as a biarc if and only if β_i^j is true for any $1 \leq j \leq \kappa$. We ensure that there are at most κ biarcs with the following constraints:

$$\bigwedge_{1 \leq i < k \leq m} (\neg\beta_i^j \vee \neg\beta_k^j) \quad \forall 1 \leq j \leq \kappa \quad (4)$$

Note that this already creates $O(n^3)$ clauses.

Page Assignment

Next, we let the SAT solver assign edges and *half edges* to pages. For each edge $e_k = (v_i, v_j)$ with $i < j$, there exist 2 half edges $h_{k,1} = (v_i, v_{n+k})$ and $h_{k,2} = (v_j, v_{n+k})$. Additionally, we also call $h_{k,0} = e_k$. We have page variables $\phi_{k,i,j}$ for $1 \leq k \leq m$, $0 \leq i \leq 2$ and $1 \leq j \leq 2$ which are true if and only if $h_{k,i}$ is located on page j .

Here we have the following constraints:

$$(\phi_{k,0,1} \vee \phi_{k,0,2} \vee \phi_{k,1,1} \vee \phi_{k,1,2}) \quad \forall 1 \leq k \leq m \quad (\text{Assign edge or biarc 1}) \quad (5)$$

$$(\phi_{k,0,1} \vee \phi_{k,0,2} \vee \phi_{k,2,1} \vee \phi_{k,2,2}) \quad \forall 1 \leq k \leq m \quad (\text{Assign edge or biarc 2}) \quad (6)$$

$$\left(\phi_{k,0,1} \vee \phi_{k,0,2} \vee \bigvee_{1 \leq j \leq \kappa} \beta_k^j \right) \quad \forall 1 \leq k \leq m \quad (\text{Each edge on 1 page}) \quad (7)$$

If we decide that edge e_k is drawn as an biarc, we additionally require its two half edges $h_{k,1}$ and $h_{k,2}$ to be drawn on different pages while we require half edge $h_{k,0}$ to not be drawn:

$$(\neg\beta_k^j \vee \neg\phi_{k,1,1} \vee \neg\phi_{k,2,1}) \quad \forall 1 \leq k \leq m \quad \forall 1 \leq j \leq \kappa \quad (8)$$

$$(\neg\beta_k^j \vee \neg\phi_{k,1,2} \vee \neg\phi_{k,2,2}) \quad \forall 1 \leq k \leq m \quad \forall 1 \leq j \leq \kappa \quad (9)$$

$$(\neg\beta_k^j \vee \neg\phi_{k,0,1}) \quad \forall 1 \leq k \leq m \quad \forall 1 \leq j \leq \kappa \quad (10)$$

$$(\neg\beta_k^j \vee \neg\phi_{k,0,2}) \quad \forall 1 \leq k \leq m \quad \forall 1 \leq j \leq \kappa \quad (11)$$

Planarity

Intersections can only occur between half edges on the same page which also have to exist due to the corresponding edge being (not) drawn as a biarc. We have a variable $\chi_{k,k',i,i'}$ for $1 \leq k < k' \leq n$ and $i, i' \in \{0, 1, 2\}$ which is true if both half edges $h_{k,i}$ and $h_{k',i'}$ exist and are drawn on the same page.

$$\bigwedge_{1 \leq l \leq 2} (\neg \phi_{k,i,l} \vee \neg \phi_{k',i',l} \vee \chi_{k,k',i,i'}) \quad \forall i, i' \in \{0, 1, 2\} \forall 1 \leq k < k' \leq m \quad (12)$$

Finally, we ensure that half edges $h_{k,i} = (v_{s(k,i)}, v_{t(k,i)})$ and $h_{k',i'} = (v_{s(k',i')}, v_{t(k',i')})$ do not intersect by adding the following clauses for all half edges that do not share an endpoint:

$$(\neg \chi_{k,k',i,i'} \vee \sigma_{s(k,i),s(k',i')} \vee \sigma_{s(k',i'),t(k,i)} \vee \sigma_{t(k,i),t(k',i')}) \quad (13)$$

$$(\neg \chi_{k,k',i,i'} \vee \neg \sigma_{s(k,i),s(k',i')} \vee \neg \sigma_{s(k',i'),t(k,i)} \vee \neg \sigma_{t(k,i),t(k',i')}) \quad (14)$$

$$(\neg \chi_{k,k',i,i'} \vee \sigma_{t(k,i),s(k',i')} \vee \sigma_{s(k',i'),s(k,i)} \vee \sigma_{s(k,i),t(k',i')}) \quad (15)$$

$$(\neg \chi_{k,k',i,i'} \vee \neg \sigma_{t(k,i),s(k',i')} \vee \neg \sigma_{s(k',i'),s(k,i)} \vee \neg \sigma_{s(k,i),t(k',i')}) \quad (16)$$

$$(\neg \chi_{k,k',i,i'} \vee \sigma_{s(k,i),t(k',i')} \vee \sigma_{t(k',i'),t(k,i)} \vee \sigma_{t(k,i),s(k',i')}) \quad (17)$$

$$(\neg \chi_{k,k',i,i'} \vee \neg \sigma_{s(k,i),t(k',i')} \vee \neg \sigma_{t(k',i'),t(k,i)} \vee \neg \sigma_{t(k,i),s(k',i')}) \quad (18)$$

$$(\neg \chi_{k,k',i,i'} \vee \sigma_{t(k,i),t(k',i')} \vee \sigma_{t(k',i'),s(k,i)} \vee \sigma_{s(k,i),s(k',i')}) \quad (19)$$

$$(\neg \chi_{k,k',i,i'} \vee \neg \sigma_{t(k,i),t(k',i')} \vee \neg \sigma_{t(k',i'),s(k,i)} \vee \neg \sigma_{s(k,i),s(k',i')}) \quad (20)$$

Kleetopes

For Kleetopes, we further decrease the size of the SAT instance to speed up the computation time by encoding the triangulation and treating the additional vertices as follows: In order to connect an additional vertex v_f to the three vertices forming the triangle $f = (e_{k_1}, e_{k_2}, e_{k_3}) \in F$, f only has to allow v_f access to the spine. This is true if any edge bounding f is a biarc or if not all three edges $e_{k_1}, e_{k_2}, e_{k_3}$ are mountains (or pockets). We encode this as follows:

$$\bigwedge_{1 \leq l \leq 2} \left(\neg \phi_{k_1,0,l} \vee \neg \phi_{k_2,0,l} \vee \neg \phi_{k_3,0,l} \vee \bigvee_{\substack{1 \leq j \leq \kappa \\ i \in \{1,2,3\}}} \beta_{k_i}^j \right) \quad \forall (e_{k_1}, e_{k_2}, e_{k_3}) \in F \quad (21)$$

Only Up-Down Biarcs

In some applications of monotone biarc diagrams it is crucial that all biarcs have the same shape, that is, each biarc is routed above the spine left of its spine crossing and below the spine right of its spine crossing (or vice versa). Let $e_k = (v_i, v_j)$ be an edge such that $i < j$. Hence, half-edge $h_{k,1}$ is incident to v_i whereas half-edge $h_{k,2}$ is incident to v_j . If e_k is a biarc, we assign the half-edge incident to the left endpoint of e_k to page 1:

$$\bigwedge_{1 \leq l \leq \kappa} (\neg \beta_k^l \vee \neg \sigma_{i,j} \vee \phi_{k,1,1}) (\neg \beta_k^l \vee \sigma_{i,j} \vee \phi_{k,2,1}) \quad \forall e_k = (v_i, v_j) \in E \quad (22)$$

This requires the second half-edge to be drawn on page 2. The linear order variable $\sigma_{i,j}$ indicates which vertex is the left endpoint of e_k , hence, we can chose the appropriate half-edge to be drawn on page 1.

Prescribing an Outer Face

So far, we allowed the SAT solver to choose the outer face for the output drawing. While in book embeddings and non-monotone biarc diagrams it is easy to see that the outer face can be chosen arbitrarily, it is not clear if this also holds for monotone biarc diagrams. Moreover, by identifying the facial cycle F of a triangulation T with a face of a given graph G , we can choose a face of G that we want to identify with F . This allows us to prescribe an outer face, for G even in the normal setting where the outer face might be chosen by the layout algorithm (except for one copy of G if we insert a copy of G in all facial cycles of T). Therefore, we also added the following constraints to ensure a specific outer face.

Let $f_0 = (v_i, v_j, v_k)$ be the face of G that we would like to be drawn as the outer face. In order to ensure that f_0 is the outermost face, we have to ensure that f_0 's leftmost vertex is drawn to the left of each other vertex in the graph. Similarly, the rightmost vertex of f_0 has to be drawn to the right of each other vertex in the graph. We formulate that as follows:

$$(\neg\sigma_{i,j} \vee \neg\sigma_{i,k} \vee \sigma_{i,l}) \wedge (\neg\sigma_{j,i} \vee \neg\sigma_{k,i} \vee \sigma_{l,i}) \quad \forall v_l \in V \setminus \{v_i, v_j, v_k\} \quad (23)$$

$$(\neg\sigma_{j,i} \vee \neg\sigma_{j,k} \vee \sigma_{j,l}) \wedge (\neg\sigma_{i,j} \vee \neg\sigma_{k,j} \vee \sigma_{l,j}) \quad \forall v_l \in V \setminus \{v_i, v_j, v_k\} \quad (24)$$

$$(\neg\sigma_{k,i} \vee \neg\sigma_{k,j} \vee \sigma_{k,l}) \wedge (\neg\sigma_{i,k} \vee \neg\sigma_{j,k} \vee \sigma_{l,k}) \quad \forall v_l \in V \setminus \{v_i, v_j, v_k\} \quad (25)$$

In addition, we require the edges f_0 to be drawn such that all remaining vertices will only have access to the spine if they are drawn inside f_0 : The edge between the leftmost and the rightmost vertex is drawn on page 1, the remaining two edges are drawn on page 2. Let $e_{ij} = (v_i, v_j)$, $e_{ik} = (v_i, v_k)$ and $e_{jk} = (v_j, v_k)$. Then:

$$(\neg\sigma_{i,j} \vee \neg\sigma_{j,k} \vee \phi_{ik,0,1}) \wedge (\neg\sigma_{i,j} \vee \neg\sigma_{j,k} \vee \phi_{ij,0,2}) \wedge (\neg\sigma_{i,j} \vee \neg\sigma_{j,k} \vee \phi_{jk,0,2}) \quad (26)$$

$$(\neg\sigma_{j,i} \vee \neg\sigma_{k,j} \vee \phi_{ik,0,1}) \wedge (\neg\sigma_{j,i} \vee \neg\sigma_{k,j} \vee \phi_{ij,0,2}) \wedge (\neg\sigma_{j,i} \vee \neg\sigma_{k,j} \vee \phi_{jk,0,2}) \quad (27)$$

$$(\neg\sigma_{j,k} \vee \neg\sigma_{k,i} \vee \phi_{ij,0,1}) \wedge (\neg\sigma_{j,k} \vee \neg\sigma_{k,i} \vee \phi_{jk,0,2}) \wedge (\neg\sigma_{j,k} \vee \neg\sigma_{k,i} \vee \phi_{ik,0,2}) \quad (28)$$

$$(\neg\sigma_{k,j} \vee \neg\sigma_{i,k} \vee \phi_{ij,0,1}) \wedge (\neg\sigma_{k,j} \vee \neg\sigma_{i,k} \vee \phi_{jk,0,2}) \wedge (\neg\sigma_{k,j} \vee \neg\sigma_{i,k} \vee \phi_{ik,0,2}) \quad (29)$$

$$(\neg\sigma_{k,i} \vee \neg\sigma_{i,j} \vee \phi_{jk,0,1}) \wedge (\neg\sigma_{k,i} \vee \neg\sigma_{i,j} \vee \phi_{ik,0,2}) \wedge (\neg\sigma_{k,i} \vee \neg\sigma_{i,j} \vee \phi_{ij,0,2}) \quad (30)$$

$$(\neg\sigma_{i,k} \vee \neg\sigma_{j,i} \vee \phi_{jk,0,1}) \wedge (\neg\sigma_{i,k} \vee \neg\sigma_{j,i} \vee \phi_{ik,0,2}) \wedge (\neg\sigma_{i,k} \vee \neg\sigma_{j,i} \vee \phi_{ij,0,2}) \quad (31)$$