



training on graph embeddings, but utilizing unlabeled target data. Our goal is to construct an unsupervised model that does not require any unlabeled target data with the capability of being interpretable. We specifically address the problem of data sparsity and limited labels by designing a multi-task classification model with domain adversarial training; which, to the best of our knowledge, is not explored in social media mining for crisis analytics. Another crucial component of our model is interpretability. In prior works, when a top performing model produces an accuracy of 78%, for instance, it is unclear how trustworthy it is and what features are deemed important in the model’s decision-making process. An interpretable model like ours can present with a convincing evidence of which words the classifier deems important when making a certain prediction, and helps ensure reliability for domain users, e.g., emergency managers.

**Contributions:** **a)** To address the problems of data sparsity and limited labels, we construct a customized multi-task learning architecture (MT-DAAN) to filter tweets for crisis analytics by training four different classification tasks (*c.f.* examples in Fig. 3) across ten different crisis events under domain shift. This multi-task domain adversarial model consists of dedicated attention layers for each task for interpretability and a domain classifier branch to promote the model to be domain-agnostic. **b)** We demonstrate that the attention layers provide interpretability for the predictions made by the classifiers; with the goal to aid emergency services in a more meaningful way. **c)** We empirically validate the performance of the underlying single-task attention-based neural network architecture by comparing it to the state-of-the-art methods, for improving generalizability and interpretability for domain adaptation in unsupervised tweet classification tasks in general. **d)** Additionally, through experiments, we show that deep networks struggle with small datasets, and that this can be improved by sharing the base layer for multi-task learning and domain adversarial training.

## II. RELATED WORK AND BACKGROUND

### A. Domain Adaptation

Domain Adaptation in text classification tasks has a long line of fruitful research [8]–[10] that try to minimize the difference between the domains so that a model trained solely on one domain is generalizable to unseen test data from a completely different domain. With the introduction of Domain-Adversarial training of Neural Networks (DANN) [11], many state-of-the-art models now utilize unlabeled target data to train classifiers that are indiscriminate toward different domains. The speciality of this architecture is that it consists of an extra branch, which performs domain classification using unlabeled data from different domains. Thus, both task and domain classifiers share some bottom layers but have separate layers towards the top. A negative gradient (gradient reversal) from the domain classifier branch is back-propagated to promote the features at the lower layers of the network incapable of discriminating the domains. Recent works such as Adversarial Memory Network (AMN) [12] utilizes attention, in addition to DANN,

to bring interpretability to capture the pivots for sentiment classification. Hierarchical Attention Network (HATN) [13] expands upon AMN by first extracting pivots and then jointly training networks for both pivots and non-pivots.

For filtering social web data for crisis analytics, these models do not suffice and need customized expansions due to the following reasons: **a)** Collecting and using large unlabeled target data from the new/ongoing crisis event may not be practically viable, thus, we aim for a fully unsupervised modeling. **b)** Having access to unlabeled data from multiple crisis events can alleviate the above problem to an extent by using it to train the domain classifier branch to push the model to be domain independent. **c)** Due to the low-resource nature of the dataset, binary classifiers may miss important lower level features that can be potentially improved by a multi-task model that shares the lower layers of the network for all the tasks. This is also evident from our results in **Table III** and **IV**, which show that deep models that perform much better than simple models on Amazon reviews do not significantly outperform them on TREC tweet dataset for crises.

### B. Multi-Task Learning

Multi-Task Learning (MTL) solves multiple tasks at the same time with a goal to improve the overall generalization capability of the model [14]. Within the context of Deep Learning, MTL is performed by sharing (or constraining) lower level layers and using dedicated upper level layers for various tasks. A rich overview of MTL in Deep Neural Networks is presented by Ruder (2017) [15]. MTL has been a successful strategy over the past few years for many research explorations such as relationship networks [16] in computer vision and Sluice networks [17] in natural language processing. Similar problems in domain adaptation of semantic classification and information retrieval were addressed by jointly learning to leverage large amounts of cross-task data [18]. In low resource datasets such as for crises, the chance of overfitting is very high. Thus, it seems intuitively better for the model to find a shared representation capturing different tasks and not just one, such that feature commonalities across tasks can be exploited.

### C. Attention Mechanism

Attention mechanism [19], originally designed for machine translation problems, has become one of the most successful and widely used methods in deep learning that can look at a part of a sentence at a time like humans. This is particularly useful because of its ability to construct a context vector by weighing on the entire input sequence unlike previous sequence-to-sequence models [20] that used only the last hidden state of the encoder network (typically BiLSTM [21], LSTM [22], or GRU [23]). For example, in a sentence, the context vector is a dot product of the word activations and weights associated with each word; thus leading to an improved contextual memorization, especially for long sentences. Our method incorporates such attention mechanisms to enhance interpretability of the classifier.

### III. METHODOLOGY

#### A. Problem Statement: Unsupervised Domain Adaptation for Crisis Tweet Classification

Using notations in **Table I**, consider a set  $C$  of all crisis events such as *Guatemala Earthquake* or *Typhoon Yolanda*. The task of unsupervised domain adaptation for crisis analytics is to train a classifier for a specific target crisis ( $c_t$ ) using labeled ( $L_{C-c_t}$ ) and unlabeled ( $U_{C-c_t}$ ) data from all other crises; where  $C - c_t$  denotes the set of all crisis events minus the target crisis. We assume that **no** data record from the target crisis is available for training. Following the traditional domain adaptation terminology,  $X_s = L_{C-c_t}$  represents the labeled data from the source domain  $S$  and  $Y_s = y_{C-c_t}$  represents the ground truth labels on which the classifier is trained. And,  $X_t = L_{c_t}$  represents the labeled data from the target domain  $T$  and  $Y_t = y_{c_t}$  represents the ground truth labels; both of which are only used for testing the classifier.  $X_d = U_{C-c_t}$  represents the unlabeled data from different domains minus the target. To summarize:

**Input:**  $X_s, Y_s, X_d$

**Output:**  $Y_t^{pred} \leftarrow predict(X_t)$

Notation	Definition
$C$	Set of all crisis events $\{c_1, c_2, \dots\}$
$L_{c_k}$	Set of labeled data from the event $c_k$
$y_{c_k}$	Set of ground truth labels for $L_{c_k}$ .
$m$	Number of tasks (Number of bits in each label)
$U_{c_k}$	Set of unlabeled data from the event $c_k$
$T_x$	Number of words in a sentence
$x^{<k>}$	$k$ -th word of a sentence
$\alpha^{<k>}$	attention from $k$ -th word
$a^{<k>}$	BiLSTM activation from $k$ -th word

TABLE I  
NOTATIONS

#### B. Overview

In the following sections, we describe three models: Single-Task Attention Network (ST), Single-Task Domain Adversarial Attention Network (ST-DAAN), and Multi-Task Domain Adversarial Attention Network (MT-DAAN). ST is the model we adopt from [24] to build the single-task attention based baseline. ST-DAAN is constructed on top of ST to make the model domain agnostic by performing adversarial training using gradient reversal. Finally, MT-DAAN is constructed on top of ST-DAAN with dedicated attention layers for each task on a shared BiLSTM layer. This is shown in **Figure 2**.

#### C. Single-Task Attention Network (ST)

We first describe the single-task attention network [24] on top of which we build our models. This model aligns with our goals of interpretability and unsupervised domain adaptation. This BiLSTM based model with Attention gives us three main advantages:

- 1) Unlike several existing domain adaptation methods that use unlabeled target data to train the domain adversarial

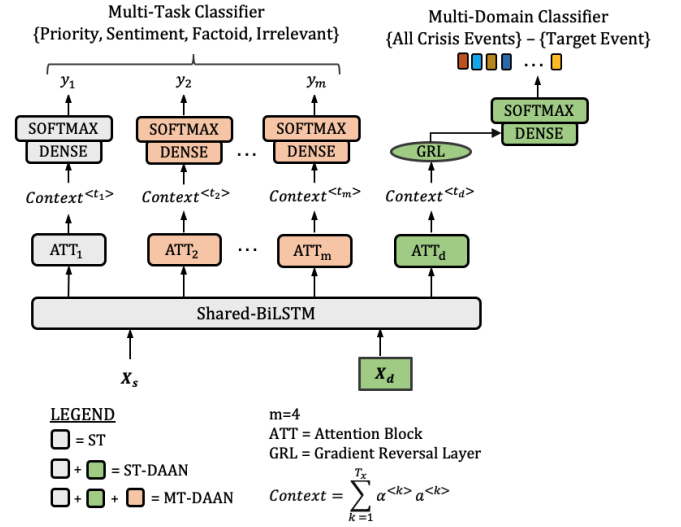


Fig. 2. Fully Unsupervised Domain Adaptation Set-up for Multi-Task Crisis Tweet Classification.

component via gradient reversal, this method is a fully unsupervised baseline which also can be customized for multi-task learning.

- 2) The method uses attention mechanism which in turn weighs each word in a sentence based on its importance. This can be directly utilized for interpretability.
- 3) The method also runs much faster (only a few minutes), i.e. highly useful in crisis times, as compared to the top performing semi-supervised models such as HATN [13] (hours).

This model [24] consists of a BiLSTM layer which produces  $T_x$  activations, each corresponding to a word in the sentence. These activations are passed through *dense* and *softmax* layers and are combined by dot product to produce the context vector  $\sum_{k=1}^{T_x} \alpha^{<k>} a^{<k>}$ , where  $a^{<k>}$  is the BiLSTM activation from  $k$ -th word and  $\alpha^{<k>}$  is the attention weight of  $k$ -th word. Sentences with words greater than  $T_x$  are stripped and those with words lower than  $T_x$  are padded. This single-task ( $m = 1$ ) attention network is the building block with which rest of the following models are constructed. The single-task binary cross entropy loss function is shown below.

$$L_T = -\frac{1}{N} \sum_{i=1}^N [y_i \log \hat{y}_i + (1 - y_i) \log(1 - \hat{y}_i)] \quad (1)$$

where  $T$  represents the task,  $y$  is the true label, and  $\hat{y}$  is the predicted label.

#### D. Single-Task Domain Adversarial Attention Network (ST-DAAN)

To study the specific contribution of domain adversarial training, we construct a secondary baseline over the ST architecture by constructing an additional branch with gradient reversal layer which is represented by the green blocks in **Figure 2**. This is a single-task binary classifier with  $m = 1$ . Domain Adversarial Training of Neural Networks (DANN) [11] was introduced with a goal to confuse the classifier by back-

propagating a negative gradient from a separate domain classifier branch (right-most branch, as shown in **Figure 2**). This makes the classifier agnostic to difference in domains. This back-propagation is implemented using a *gradient reversal layer* [11] which does nothing during the forward pass but pushes a negative gradient ( $-\lambda \frac{\partial L_d}{\partial \theta_f}$ ) during the backward (gradient update) pass.  $L_d$  is the domain classification loss,  $\lambda$  is the strength of the reversal, and  $f$  represents the lower level layers or features over which the negative gradient update is performed. In our architecture, the goal is to make the BiLSTM layer indiscriminate towards various crisis domains such that the multi-task classification does not depend on the domain from which the tweet/sentence is coming from. The ST-DAAN loss function is shown below.

$$L'_T = L_T + w_d L_d \quad (2)$$

where  $w_d$  is the domain adversarial loss weight.  $L_d$  represents the categorical cross entropy loss for multi-domain discriminator shown below.

$$L_d = -\frac{1}{N} \sum_{i=1}^N \sum_{j=1}^{|C-c_t|} [y_{ij} \log \hat{y}_{ij}] \quad (3)$$

where  $C - c_t$  is the set of all crisis events without the target event.

#### E. Multi-Task Domain Adversarial Attention Network (MT-DAAN)

Building on top of ST-DAAN, we construct MT-DAAN, which is intended to classify problems with multiple tasks or labels. For each task, a dedicated attention layer is allocated from which it predicts binary labels. The BiLSTM layer remains exactly the same as in the single-task model but multiple attention blocks are added for each task along with a domain classifier. In the architecture decision process, we first investigated a multi-label classifier where all layers are shared with the final softmax layer making multi-label predictions. In low resource settings, constructing a multi-label classifier using a shared architecture is challenging for two reasons: **a)** jointly balancing positive and negative samples across all classes is not trivial and potentially challenging to make it extensible when new classes need to be added, and **b)** attention layer may not always produce class-specific insights as the weights are assigned to train for the combination of labels. On the other hand, in the multi-task architecture with separate attention layers, it is easy to add more classes. If some classes require more training, it is trivial to further tune a model specific to that class. More importantly,  $context^{<t_j>}$  vector for  $j$ -th task identifies the influential words from each sentence for that specific task. The complete architecture is shown in **Figure 2**. MT-DAAN loss function is shown below:

$$L_{MT-DAAN} = \sum_{k=1}^m (w_k L_{T_k}) + w_d L_d \quad (4)$$

CRISIS EVENTS	Total Tweets	Vocab	Avg #words	P	F	S	I
2012 Guatemala Earthquake	154	422	18.74	104	108	12	15
2013 Typhoon Yolanda	564	1746	19.47	249	46	119	51
2013 Australia Bushfire	677	2102	20.21	152	213	167	36
2013 Boston Bombings	535	1755	19.30	147	28	234	198
2013 Queensland Floods	713	2301	19.08	293	54	173	215
2014 Chile Earthquake	311	919	16.54	48	26	50	10
2014 Typhoon Hagupit	1470	2893	15.36	469	375	276	101
2015 Nepal Earthquake	2048	4026	13.77	1067	377	741	133
2015 Paris Attacks	2066	4152	18.62	306	183	782	429
2018 Florida School Shooting	1118	2940	21.40	329	64	206	70

TABLE II  
TREC DATASET STATISTICS; SHOWING THE NUMBER OF POSITIVE SAMPLES FOR EACH OF THE 4 CLASSES.  $P$ =PRIORITY,  $F$ =FACTOID,  $S$ =SENTIMENT, AND  $I$ =IRRELEVANT.

where  $m$  is the number of tasks,  $w_k$  is the loss weight and  $L_{T_k}$  is the loss term for each task,  $w_d$  is the domain adversarial loss weight, and  $L_d$  is the domain adversarial loss term.

#### F. Model Interpretability

The output ( $\alpha$ ) of the attention layer ( $ATT$ ) of each task, is a  $T_x$ -dimensional vector;  $T_x$  being the number of words in the sentence. The context vector ( $\sum_{k=1}^{T_x} \alpha^{<k>} a^{<k>}$ ) is the product of these attention weights and the  $T_x$ -dimensional activation ( $a$ ) from the *BiLSTM* layer.  $\alpha$  essentially weighs how much each word in the sentence contributes to the classification result. Thus,  $\alpha$  is the component that is evaluated for model interpretability.

## IV. DATASETS

### A. TREC Dataset

TREC-IS<sup>1</sup> (Text Retrieval Conference - Incident Streams) is a program that encourages research in information retrieval from social media posts with the goal to improve the state-of-the-art social media based crisis analytics solutions. We use the dataset from 2018 track proposal. Statistics of this curated dataset of Twitter downloaded from TREC is shown in **Table II**. The original dataset consisted of 15 crisis events. However, due to very low data, we trimmed the events and tasks such that there are at least 10 positive samples for each task.

The four tasks used in our experiments are shown below:

- 1) *Priority*: Different priority levels are assigned for each tweet: *low, medium, high, critical*. We convert this into a binary classification problem where  $low = 0$  and  $\{medium, high, critical\} = 1$ .
- 2) *Factoid*: ‘Factoid’ is a categorical label that represents if a tweet is stating a fact. Eg: ‘*death toll rises ...*’
- 3) *Sentiment*: ‘Sentiment’ is a categorical label that represents if a tweet represents a sentiment. Eg: ‘*Worried.. Thoughts and prayers.*’
- 4) *Irrelevant*: ‘Irrelevant’ is a categorical label for tweets that do not provide any relevant information.

### B. Amazon Reviews Dataset

The standard benchmark dataset<sup>2</sup> of Amazon reviews [25] is widely used for cross-domain sentiment analysis. We chose

<sup>1</sup>[http://dcs.gla.ac.uk/~richardm/TREC\\_IS/](http://dcs.gla.ac.uk/~richardm/TREC_IS/)

<sup>2</sup><http://www.cs.jhu.edu/~mdredze/datasets/sentiment/>

S → T	LR	SVM	CNN	BiLSTM	AMN	HATN	ST
B → K	76.40	75.95	81.20	84.45	81.88	87.03	87.22
B → E	75.53	74.05	80.44	84.61	80.55	85.75	85.51
B → D	81.08	81.43	82.94	83.52	85.62	87.07	86.32
K → B	76.12	75.78	78.78	80.67	79.05	84.88	81.85
K → E	80.37	81.20	85.17	87.37	86.68	89.00	87.09
K → D	73.32	74.98	76.41	78.49	79.50	84.72	81.13
E → B	74.85	74.18	78.08	81.18	77.52	84.03	81.50
E → K	81.85	81.85	86.59	89.00	87.83	90.08	89.21
E → D	75.82	75.83	78.35	78.46	85.03	84.32	81.37
D → B	81.17	82.20	82.26	84.83	84.53	87.78	87.02
D → K	76.42	77.58	81.09	85.21	81.67	87.47	86.37
D → E	72.47	73.68	79.56	83.66	80.42	86.32	85.63
AVG	77.12	77.39	80.91	83.45	82.52	86.54	85.02

TABLE III

PERFORMANCE COMPARISON (ACCURACY) OF VARIOUS MODELS ON THE STANDARD BENCHMARK DATASET OF AMAZON REVIEWS. METHODS IN BLUE DO NOT USE ANY UNLABELED TARGET DATA; HENCE RELEVANT IN OUR CONTEXT. EACH REPORTED SCORE IS AN AVERAGE OF 10 INDEPENDENT RUNS OF EACH EXPERIMENT.

four domains: Books (B), Kitchen (K), DVD (D), and Electronics (E). The raw data<sup>3</sup>, a part of Blitzer’s original raw dataset, used in this work is from HATN [13]. This dataset consists of 3000 positive and 3000 negative samples for each of the 4 domains. This dataset is used for two purposes: 1) to validate the performance of the state-of-the-art methods including the single-task baseline and 2) to compare and contrast the performance of deep models when trained with rich versus sparse datasets.

### C. COVID-19 Tweet Dataset

For the COVID-19 use-case, we use Twitter posts collected using CitizenHelper [26] system in March 2020, for the geobounding box of the Washington D.C. Metro region. These tweets were annotated by volunteers of regional Community Emergency Response Teams (CERTs), with ‘Relevant’ label denoting how relevant a tweet is for crisis response operations. The label values range on a scale of 1-4. We convert them into binary classes by considering values 1 and 2 as -ve (0) class and values 3 and 4 as +ve (1) class. This dataset consists of 4911 tweets with -ve (*Relevant*=0) and 637 tweets with +ve (*Relevant*=1) classes. Following unsupervised domain adaptation criteria, the filtering models are trained using only the TREC dataset and evaluated on the COVID-19 tweets. For each independent run of the experiment, a balanced subset of size 637 for both classes is selected for testing.

## V. RESULTS & DISCUSSION

We first validate the performance of the adopted unsupervised ST model [24] by comparing it with the following standard neural network architectures and state-of-the-art models used for domain adaption in text. We use the standard benchmark dataset of Amazon reviews. Following the traditional domain adaptation experimental setup, each experiment represented as  $S \rightarrow T$  consists of a source domain (S) on which the model is trained and a target domain (T) on which the model is tested. We use Keras deep learning library for our implementations; with  $T_x=200$  for Amazon reviews and 30 for Tweets. We use Adam optimizer with a dropout of 0.4, maximum epoch of 50,

<sup>3</sup>[https://github.com/hsqmlzno1/HATN/tree/master/raw\\_data](https://github.com/hsqmlzno1/HATN/tree/master/raw_data)

Target	LR	SVM	CNN	BiLSTM	ST
Guatemala Earthquake	60.14	56.76	60.47	65.54	59.97
Typhoon Yolanda	65.39	65.97	63.05	65.49	65.53
Australia Bushfire	65.61	63.23	62.10	60.10	62.44
Boston Bombings	71.47	75.45	69.72	71.43	72.08
Queensland Floods	65.56	64.81	64.13	66.01	66.21
Chile Earthquake	43.09	37.94	43.37	35.45	39.23
Typhoon Hagupit	49.86	46.22	49.21	54.13	52.61
Nepal Earthquake	57.11	55.39	58.61	60.49	61.35
Paris Attacks	71.43	71.72	72.50	72.14	71.31
Florida School Shooting	58.79	63.02	58.82	59.71	60.55
AVG	60.85	60.05	60.20	61.05	61.13

TABLE IV

PERFORMANCE COMPARISON (ACCURACY) OF UNSUPERVISED MODELS ON TREC-PRIORITY (TWEET) DATASET SHOWING THAT DEEP MODELS ARE **NOT** STRICTLY SUPERIOR THAN SIMPLER MODELS DUE TO DATA SPARSITY. EACH REPORTED SCORE IS AN AVERAGE OF 10 INDEPENDENT RUNS OF EACH EXPERIMENT. *Source = Everything - Target.*

early stopping patience of 3, batch size of 32, and validation split of 0.15.

- 1) **Simple Baselines:** We construct simple baseline classifiers [27]: Logistic Regression (LR) and Support Vector Machines (SVM). The input to these models are constructed by aggregating the 300-dimensional word embeddings of words in each review.
- 2) **CNN:** A standard Convolutional Neural Network inspired by Kim, 2014 [28] is constructed with the following architecture:

$$\begin{aligned} & \text{Word Embeddings}(T_x, 300) \rightarrow \text{Conv1D}(128, 5) \\ & \rightarrow \text{MaxPooling1D}(5) \rightarrow \text{Conv1D}(128, 5) \\ & \rightarrow \text{MaxPooling1D}(5) \rightarrow \text{Conv1D}(128, 5) \\ & \rightarrow \text{GlobalMaxPooling1D}() \rightarrow \text{Dense}(128) \\ & \rightarrow \text{Dense}(2) \rightarrow y. \end{aligned}$$

This is combined with dropouts, *relu* activations, and ending with *softmax* activation producing labels for binary classification. State-of-the-art deep learning methods for existing social media mining approaches of crisis analytics [5], [6] use a similar architecture.

- 3) **BiLSTM:** This is the bottom-most layer in **Figure 2** with the activation  $a^{<T_x>}$  passed through the following:  $\text{Dense}(10) \rightarrow \text{Dense}(2) \rightarrow y$  also including dropouts, *relu* activation, and ending with *softmax*.
- 4) **AMN and HATN:** AMN [12] and HATN [13] are attention-based methods which use gradient reversal to perform domain adversarial training on the unlabeled data from source and target domains. HATN is an extension to AMN by adding the hierarchical component and jointly training pivot and non-pivot networks.

Input to all the models are word vectors<sup>4</sup> [29]. The evaluation on amazon reviews shows how well the single-task (ST) model perform when compared to the existing top-performing domain adaptation models on benchmark dataset. **Table III** shows accuracy scores on the Amazon cross-domain sentiment analysis dataset. HATN uses unlabeled target data, gradient reversal, explicit pivot extraction, and joint training making it a computationally expensive method. As shown in the experimental evaluation, we use the same Amazon dataset and GoogleNews word vectors for our experiments.

<sup>4</sup><https://code.google.com/archive/p/word2vec/>

TARGET	Priority						Factoid					
	ST		ST-DAAN		MT-DAAN		ST		ST-DAAN		MT-DAAN	
	Acc	F1	Acc	F1	Acc	F1	Acc	F1	Acc	F1	Acc	F1
Guatemala Earthquake	59.97	62.39	69.07	69.66	69.05	69.34	68.92	68.47	79.90	80.76	84.05	97.01
Typhoon Yolanda	65.53	65.47	66.07	63.73	67.42	67.30	80.50	84.42	82.71	85.61	84.36	86.93
Australia Bushfire	62.44	66.69	61.07	63.42	61.93	64.28	64.58	60.69	65.64	60.53	65.04	60.13
Boston Bombings	72.08	74.29	72.34	73.37	73.80	74.74	83.10	88.51	81.42	85.90	85.82	88.82
Queensland Floods	66.21	65.94	67.19	66.97	66.74	66.46	37.56	48.90	50.46	59.82	49.52	59.21
Chile Earthquake	39.23	40.92	38.91	42.37	41.80	46.33	30.38	33.97	39.87	48.68	45.28	54.58
Typhoon Hagupit	52.61	50.59	58.97	58.94	57.50	57.52	68.98	70.79	71.42	72.44	69.49	70.08
Nepal Earthquake	61.35	59.44	60.18	57.80	61.65	59.49	74.04	76.08	80.72	81.00	81.04	81.02
Paris Attacks	71.31	76.26	70.42	74.08	74.44	77.21	75.78	80.35	82.35	84.89	82.52	85.63
Florida School Shooting	60.55	61.75	65.47	64.07	62.51	63.24	76.73	82.67	84.55	87.51	85.80	88.15
AVG	61.13	62.37	62.97	63.44	<b>63.68</b>	<b>64.59</b>	66.06	69.49	71.90	74.71	<b>73.29</b>	<b>77.16</b>

TARGET	Sentiment						Irrelevant					
	ST		ST-DAAN		MT-DAAN		ST		ST-DAAN		MT-DAAN	
	Acc	F1	Acc	F1	Acc	F1	Acc	F1	Acc	F1	Acc	F1
Guatemala Earthquake	96.96	97.03	96.45	96.68	96.76	92.73	89.36	89.03	91.22	91.06	93.11	92.73
Typhoon Yolanda	75.81	77.62	77.54	79.01	76.82	78.35	76.05	79.77	78.49	80.59	80.46	82.31
Australia Bushfire	75.95	77.58	78.80	79.12	78.54	78.92	35.42	47.164	53.78	65.11	51.76	63.36
Boston Bombings	81.39	81.11	80.73	80.70	82.13	82.10	58.15	55.73	58.15	57.43	61.49	61.45
Queensland Floods	81.69	80.39	81.05	81.39	81.53	81.32	65.68	65.36	67.26	65.72	67.88	67.27
Chile Earthquake	92.69	92.91	93.10	93.21	93.62	93.68	75.16	84.98	80.46	86.38	80.64	86.56
Typhoon Hagupit	84.98	85.86	85.15	86.14	85.43	86.38	63.21	75.04	71.50	78.25	70.22	77.27
Nepal Earthquake	67.75	68.42	70.20	70.51	69.96	70.31	31.79	42.10	36.97	47.41	41.49	52.87
Paris Attacks	76.01	76.63	73.65	73.98	74.47	74.60	33.91	35.25	44.52	48.32	47.17	51.32
Florida School Shooting	68.77	71.77	67.06	70.03	68.14	71.05	32.66	40.90	44.22	55.27	47.64	58.65
AVG	80.20	80.93	80.37	<b>81.08</b>	<b>80.74</b>	80.94	56.14	61.53	62.66	67.55	<b>64.19</b>	<b>69.38</b>

TABLE V

UNSUPERVISED DOMAIN ADAPTATION RESULTS ON TREC DATASET SHOWING PERFORMANCE BOOST FOR *Priority*, *Factoid*, AND *Irrelevant* TASKS. HOWEVER, *Sentiment* TASK DID NOT SHOW A SIGNIFICANT IMPROVEMENT. SEE PERFORMANCE EVALUATION SECTION FOR DETAILS. EACH REPORTED SCORE IS AN AVERAGE OF 10 INDEPENDENT RUNS OF EACH EXPERIMENT.

TARGET	Relevant					
	ST		ST-DAAN		MT-DAAN	
	Acc	F1	Acc	F1	Acc	F1
COVID-19	73.25	77.36	74.55	77.51	77.00	78.09

TABLE VI

UNSUPERVISED DOMAIN ADAPTATION RESULTS FOR COVID-19 TWEETS USING ONLY THE TREC DATASET FOR TRAINING. EACH REPORTED SCORE IS AN AVERAGE OF 10 INDEPENDENT RUNS OF EACH EXPERIMENT.

ST, being *unsupervised* with no need of unlabeled target data, performed competitively with an overall accuracy of 85.02%; thus establishing a strong fully unsupervised building block for us to build upon.

#### A. Crisis Tweets vs Amazon Reviews

**Table III** and **IV** show that deep models struggle with small datasets such as TREC-IS tweets. When ST model outperformed Logistic Regression by  $\sim 8\%$  on the Amazon reviews dataset, the difference was only less than 1% with no statistical significance on the TREC-Priority dataset. Note that we conduct experiments with various parameter combinations on the deep models when using tweets. For example,  $T_x = 200$  for amazon reviews and  $T_x = 30$  for tweets due to the difference in their average word-length. *Books* domain of Amazon reviews has 182 average number of tokens per review with a vocab size of 105920. On the other hand, the event with highest number of tweets in the TREC dataset (Paris Attacks) has only 18.62 average number of tokens per tweet with a vocab size of 4152. This difference makes it intuitively challenging to train deep models with several parameters that may lead the model to memorize the entire dataset resulting in poor generalization. Multi-task learning and domain adversarial training try to alleviate this problem

by training the shared BiLSTM layer with much more data from different tasks and unlabeled data.

#### B. MT-DAAN Performance Evaluation

The primary purpose of the MT-DAAN model is to show that sharing the bottom layer of the model (i.e., shared representation) for different tasks along with domain adversarial training can help improve the generalizability of some of the tasks that are otherwise trained alone in the single-task model. The experiments for MT-DAAN are setup in the same unsupervised way as for single-task. No data from the test crisis is used for training. For example, if we are testing our model for the event ‘Typhoon Yolanda’, no data from this crisis is used for training. Note that the domain classifier component uses unlabeled data only from rest of the crisis; making it a fully unsupervised domain adaptation approach. Performance scores of the four tasks (*Priority*, *Factoid*, *Sentiment*, and *Irrelevant*) are shown in **Table V**. The results show clear performance improvement for *Priority*, *Factoid*, and *Irrelevant* tasks. However, *Sentiment* task did not show significant improvement. We speculate that this is because other tasks do not generalize the bottom layer enough to boost the sentiment classification performance. These results show the usefulness of multi-task learning as well as domain adversarial training where different tasks in multiple domains help each other when the data is sparse and labels are limited.

#### C. Word Vectors

We use fastText [30] as our word embeddings for tweets because of its sub-word usage and the ability to create vectors for arbitrary and out-of-vocabulary words. Although there



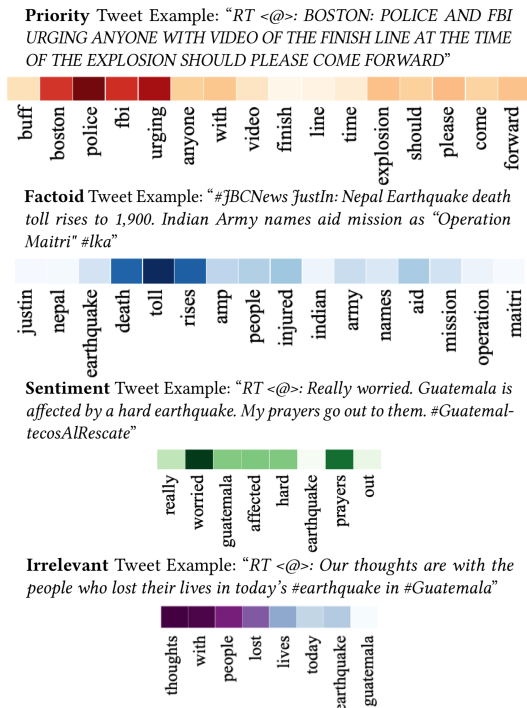


Fig. 3. Examples of interpretable results using attention; darker the shade, higher the attention. Recall that no data from the crisis-event for testing is used for training the model. Even then, relevant keywords such as ‘police urging’, ‘death toll rises’, ‘worried’, and ‘thoughts with people’ are correctly picked up by the attention layers of their respective tasks.

exists many alternatives, picking the one that works well for a specific dataset is not trivial. We conducted experiments using four choices of word embeddings: *fastText* [30], *GoogleNews* [29], *Glove* [31], and *CrisisNLP* [32]. Averaging over 10 crises, we received the following accuracy scores (in %) respectively for the above word embeddings: {80.20, 81.82, 81.88, 80.73}. Unlike *fastText*, we fine-tune these pre-trained vectors to create vectors for out-of-vocabulary words. Vectors for words that are already in the vocabulary are *locked* while tuning for consistency in evaluation. The tweet-based embeddings such as *Glove* or *CrisisNLP* did not significantly outperform other models. *Glove* vectors are 200-dimensional while the rest are 300-dimensional which makes the experiment favoring *Glove* word vectors. This experiment shows that the problem of finding a strictly superior word vector model for tweets still remains a challenging task.

#### D. Interpretability: Attention Visualization

The attention weights used to create the context vector by the dot product operation with word activations represent the interpretable layer in our architecture. These weights represent the importance of each word in the classification process. Some examples are shown in **Figures 3** and **4**. Stronger the color intensity stronger the word attention. In the first example, ‘boston police urging’ is the reason why the tweet is classified as +ve priority. Similarly, ‘death toll rises’ in the *Factoid* example, ‘worried, prayers’ in the *Sentiment* example, and ‘thoughts with people’ in the *Irrelevant* example are clear intuitive indicators of +ve predictions. These examples show

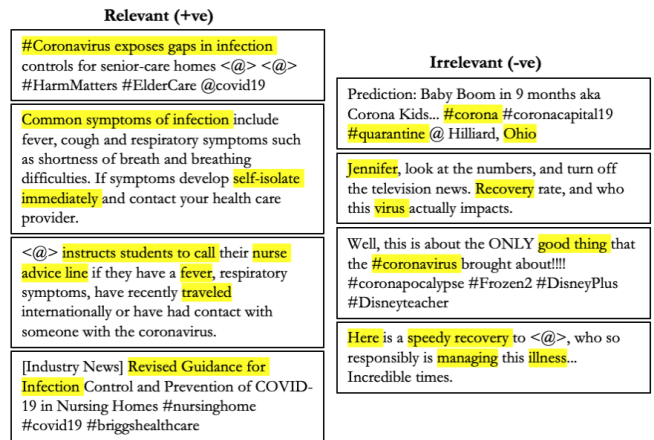


Fig. 4. Examples of interpretable results using attention for relevancy prediction of COVID-19 tweets. With 77% accuracy, although the highly attended words in the ‘Relevant’ tweets provide some intuitive sense of interpretability, the highlighted words in the ‘Irrelevant’ tweets are somewhat ambiguous because it is unclear if those words are chosen due to their specific or generic nature. This shows both the benefits and challenges of unsupervised and interpretable domain adaptation.

the importance of having interpretability as a key criterion in crisis domain adaptation tasks for social media.

To the best of our knowledge, in social media mining for crisis analytics, there does not exist a ground truth dataset that highlights the words that explain the labels for tweets. Using our model as a guide, we hope to build a robust evaluation dataset as our immediate next step so that the models can be quantitatively evaluated using robust trust-evaluation methods such as LIME [33]. It is also crucial to note that binary classification tasks such as sentiment analysis of Amazon reviews has a clear class divide that produces intuitive keywords such as ‘good’, ‘excellent’, or ‘great’ for +ve reviews and ‘bad’, ‘poor’, or ‘horrible’ for –ve reviews. However, for short texts such as tweets shown in **Figure 4**, ‘relevancy’ can depend on the context and it is unclear which keywords truly represent the examples in the ‘irrelevant’ class.

## VI. COVID-19 USE-CASE

We show a practical implication of our work by applying it to COVID-19 tweets described in Section 4.3. Our goal is to interpretably predict if a COVID-19 tweet is relevant or not; a binary classification task. The models are trained using only the TREC dataset and evaluated on the COVID-19 tweets (a balanced subset of size 637 for +ve and –ve labels). We found that a combination of ‘Priority’ and ‘Irrelevant’ labels from TREC performs better to predict COVID-19’s ‘Relevant’ label (this can be trivially verified by constructing two binary classifiers). We augment all three methods (*ST*, *ST-DAAN*, and *MT-DAAN*) with an additional condition before label prediction:  $R_c = P_t \cap \bar{I}_t$ , which means that a COVID-19 tweet is ‘Relevant’ only if it is predicted both ‘Priority’ = 1 and ‘Irrelevant’ = 0. The scores are reported in **Table VI** and the attention results are shown in **Figure 4**, demonstrating the effectiveness of our proposed method.

## VII. CONCLUSION

We presented a novel approach of unsupervised domain adaptation with multi-task learning to classify relevant information from Twitter streams for crisis management, while addressing the problems of data sparsity and limited labels. We showed that a multi-task learning model that shares the lower layers of the neural network with dedicated attention layers for each task along with a domain classifier branch can help improve generalizability and performance of deep models in the settings of limited data. Furthermore, we showed that using an attention-based architecture can help in interpreting the classifier's predictions by highlighting the important words that justify the predictions. We also presented an in-depth empirical analysis of the state-of-the-art models on both benchmark dataset of Amazon reviews and TREC dataset of crisis events. The application of our generic approach for interpretable and unsupervised domain adaptation within a multi-task learning framework can benefit social media mining systems in diverse domains beyond crisis management.

**Reproducibility:** Source code and instructions for deployment are available at - <https://github.com/jitinkrishnan/Crisis-Tweet-Multi-Task-DA>.

## REFERENCES

- [1] C. Castillo, *Big crisis data: social media in disasters and time-critical situations*. Cambridge University Press, 2016.
- [2] M. Imran, P. Mitra, and C. Castillo, "Twitter as a lifeline: Human-annotated twitter corpora for nlp of crisis-related messages," *arXiv preprint arXiv:1605.05894*, 2016.
- [3] H. Li, D. Caragea, C. Caragea, and N. Herndon, "Disaster response aided by tweet classification with a domain adaptation approach," *Journal of Contingencies and Crisis Management*, vol. 26, no. 1, pp. 16–27, 2018.
- [4] S. Vieweg, C. Castillo, and M. Imran, "Integrating social media communications into the rapid assessment of sudden onset disasters," in *International Conference on Social Informatics*. Springer, 2014, pp. 444–461.
- [5] D. T. Nguyen, K. A. A. Mannai, S. Joty, H. Sajjad, M. Imran, and P. Mitra, "Rapid classification of crisis-related data on social networks using convolutional neural networks," *arXiv preprint arXiv:1608.03902*, 2016.
- [6] F. Alam, S. Joty, and M. Imran, "Domain adaptation with adversarial training and graph embeddings," *arXiv preprint arXiv:1805.05151*, 2018.
- [7] R. Mazloom, H. Li, D. Caragea, C. Caragea, and M. Imran, "A hybrid domain adaptation approach for identifying crisis-relevant tweets," *International Journal of Information Systems for Crisis Response and Management (IJISCRAM)*, vol. 11, no. 2, pp. 1–19, 2019.
- [8] J. Blitzer, R. McDonald, and F. Pereira, "Domain adaptation with structural correspondence learning," in *Proceedings of the 2006 conference on empirical methods in natural language processing*, 2006, pp. 120–128.
- [9] S. J. Pan, X. Ni, J.-T. Sun, Q. Yang, and Z. Chen, "Cross-domain sentiment classification via spectral feature alignment," in *Proceedings of the 19th international conference on World wide web*. ACM, 2010, pp. 751–760.
- [10] P. Vincent, H. Larochelle, I. Lajoie, Y. Bengio, and P.-A. Manzagol, "Stacked denoising autoencoders: Learning useful representations in a deep network with a local denoising criterion," *Journal of machine learning research*, vol. 11, no. Dec, pp. 3371–3408, 2010.
- [11] Y. Ganin, E. Ustinova, H. Ajakan, P. Germain, H. Larochelle, F. Laviolette, M. Marchand, and V. Lempitsky, "Domain-adversarial training of neural networks," *The Journal of Machine Learning Research*, vol. 17, no. 1, pp. 2096–2030, 2016.
- [12] Z. Li, Y. Zhang, Y. Wei, Y. Wu, and Q. Yang, "End-to-end adversarial memory network for cross-domain sentiment classification." in *IJCAI*, 2017, pp. 2237–2243.
- [13] Z. Li, Y. Wei, Y. Zhang, and Q. Yang, "Hierarchical attention transfer network for cross-domain sentiment classification," in *Thirty-Second AAAI Conference on Artificial Intelligence*, 2018.
- [14] R. Caruana, "Multitask learning," *Machine learning*, vol. 28, no. 1, pp. 41–75, 1997.
- [15] S. Ruder, "An overview of multi-task learning in deep neural networks," *arXiv preprint arXiv:1706.05098*, 2017.
- [16] M. Long and J. Wang, "Learning multiple tasks with deep relationship networks," *arXiv preprint arXiv:1506.02117*, vol. 2, p. 1, 2015.
- [17] S. Ruder12, J. Bingel, I. Augenstein, and A. Søgaard, "Sluice networks: Learning what to share between loosely related tasks," *stat*, vol. 1050, p. 23, 2017.
- [18] X. Liu, J. Gao, X. He, L. Deng, K. Duh, and Y.-Y. Wang, "Representation learning using multi-task deep neural networks for semantic classification and information retrieval," 2015.
- [19] D. Bahdanau, K. Cho, and Y. Bengio, "Neural machine translation by jointly learning to align and translate," *arXiv preprint arXiv:1409.0473*, 2014.
- [20] I. Sutskever, O. Vinyals, and Q. V. Le, "Sequence to sequence learning with neural networks," in *Advances in neural information processing systems*, 2014, pp. 3104–3112.
- [21] M. Schuster and K. K. Paliwal, "Bidirectional recurrent neural networks," *IEEE Transactions on Signal Processing*, vol. 45, no. 11, pp. 2673–2681, 1997.
- [22] S. Hochreiter and J. Schmidhuber, "Long short-term memory," *Neural computation*, vol. 9, no. 8, pp. 1735–1780, 1997.
- [23] J. Chung, C. Gulcehre, K. Cho, and Y. Bengio, "Gated feedback recurrent neural networks," in *International conference on machine learning*, 2015, pp. 2067–2075.
- [24] J. Krishnan, H. Purohit, and H. Rangwala, "Diversity-based generalization for neural unsupervised text classification under domain shift," *ECML-PKDD*, 2020.
- [25] J. Blitzer, M. Dredze, and F. Pereira, "Biographies, bollywood, boom-boxes and blenders: Domain adaptation for sentiment classification," in *Proceedings of the 45th annual meeting of the association of computational linguistics*, 2007, pp. 440–447.
- [26] R. Pandey and H. Purohit, "Citizenhelper-adaptive: expert-augmented streaming analytics system for emergency services and humanitarian organizations," in *2018 IEEE/ACM International Conference on Advances in Social Networks Analysis and Mining (ASONAM)*. IEEE, 2018, pp. 630–633.
- [27] F. Pedregosa, G. Varoquaux, A. Gramfort, V. Michel, B. Thirion, O. Grisel, M. Blondel, P. Prettenhofer, R. Weiss, V. Dubourg, J. Vanderplas, A. Passos, D. Cournapeau, M. Brucher, M. Perrot, and E. Duchesnay, "Scikit-learn: Machine Learning in Python," *Journal of Machine Learning Research*, vol. 12, pp. 2825–2830, 2011.
- [28] Y. Kim, "Convolutional neural networks for sentence classification," *arXiv preprint arXiv:1408.5882*, 2014.
- [29] T. Mikolov, I. Sutskever, K. Chen, G. S. Corrado, and J. Dean, "Distributed representations of words and phrases and their compositionality," in *Advances in neural information processing systems*, 2013, pp. 3111–3119.
- [30] T. Mikolov, E. Grave, P. Bojanowski, C. Puhresch, and A. Joulin, "Advances in pre-training distributed word representations," in *Proceedings of the International Conference on Language Resources and Evaluation (LREC 2018)*, 2018.
- [31] J. Pennington, R. Socher, and C. D. Manning, "Glove: Global vectors for word representation," in *Empirical Methods in Natural Language Processing (EMNLP)*, 2014, pp. 1532–1543. [Online]. Available: <http://www.aclweb.org/anthology/D14-1162>
- [32] M. Imran, P. Mitra, and C. Castillo, "Twitter as a lifeline: Human-annotated twitter corpora for nlp of crisis-related messages," in *Proceedings of the Tenth International Conference on Language Resources and Evaluation (LREC 2016)*. Paris, France: European Language Resources Association (ELRA), may 2016.
- [33] M. T. Ribeiro, S. Singh, and C. Guestrin, "Why should i trust you?" explaining the predictions of any classifier," in *Proceedings of the 22nd ACM SIGKDD international conference on knowledge discovery and data mining*, 2016, pp. 1135–1144.