

# Exact Solutions in Log-Concave Maximum Likelihood Estimation

Alexandros Grosdos, Alexander Heaton, Kaie Kubjas, Olga Kuznetsova,  
Georgy Scholten, and Miruna-Stefana Sorea

December 21, 2024

## Abstract

We study probability density functions that are log-concave. Despite the space of all such densities being infinite-dimensional, the maximum likelihood estimate is the exponential of a piecewise linear function determined by finitely many quantities, namely the function values, or heights, at the data points. We explore in what sense exact solutions to this problem are possible. First, we show that the heights given by the maximum likelihood estimate are generically transcendental. For a cell in one dimension, the maximum likelihood estimator is expressed in closed form using the generalized  $W$ -Lambert function. Even more, we show that finding the log-concave maximum likelihood estimate is equivalent to solving a collection of polynomial-exponential systems of a special form. Even in the case of two equations, very little is known about solutions to these systems. As an alternative, we use Smale's  $\alpha$ -theory to refine approximate numerical solutions and to certify solutions to log-concave density estimation.

## Contents

<b>1</b>	<b>Introduction</b>	<b>2</b>
<b>2</b>	<b>Geometry of log-concave maximum likelihood estimation</b>	<b>4</b>
<b>3</b>	<b>Transcendentality and closed-form solutions</b>	<b>9</b>
3.1	Score equation matrix invertibility and transcendentality . . . . .	9
3.2	One cell in one dimension . . . . .	12
3.3	Two cells in one dimension . . . . .	15
<b>4</b>	<b>Certifying solutions with Smale's <math>\alpha</math>-theory</b>	<b>16</b>
4.1	Smale's $\alpha$ -theory . . . . .	17
4.2	Polynomial-exponential systems . . . . .	18
4.3	A procedure for $\alpha$ -certifying . . . . .	20

# 1 Introduction

Nonparametric methods in statistics emerged in the 1950-1960s [25, 47, 41, 3] and fall into two main streams: smoothing methods and shape constraints. Examples of smoothing methods include delta sequence methods such as kernel, histogram and orthogonal series estimators [55], and penalized maximum likelihood estimators, e.g., spline methods [24]. Their defining feature is the need to choose the smoothing or tuning parameters. It is a delicate process because smoothing parameters depend on the unknown probability density function. In contrast to smoothing methods, shape constrained nonparametric density estimation is fully automatic and does not depend on the underlying probability distribution, though this comes at the expense of worse  $L^1$  convergence rates for smooth densities [23]. Some previously studied classes of functions include non-increasing [26], convex [28],  $k$ -monotone [6, 7] and  $s$ -concave [19]. For general references on nonparametric statistics we refer the reader to [52, 50, 54, 27].

In this paper we focus on the class of log-concave densities, which is an important special case of  $s$ -concave densities. The choice of log-concavity is attractive for several reasons. First of all, most common univariate parametric families are log-concave, including the normal, Gamma with shape parameter greater than one, Beta densities with parameters greater than 1, Weibull with parameter greater than 1 and others. Furthermore, log-concavity is used in reliability theory, economics and political science [4]. In addition to this, log-concave densities have several desirable statistical properties. For example, log-concavity implies unimodality but log-concave density estimation avoids the spiking phenomenon common in general unimodal estimation [20]. Moreover, this class is closed under convolutions and taking pointwise limits [14]. We refer the reader to [49] for an overview of the recent progress in the field.

Let  $X = (x_1, x_2, \dots, x_n)$  be a point configuration in  $\mathbb{R}^d$  with weights  $w = (w_1, w_2, \dots, w_n)$  such that  $w_i \geq 0$  and  $w_1 + w_2 + \dots + w_n = 1$ . The log-concave *maximum likelihood estimation (MLE)* problem aims to find a Lebesgue density that solves

$$\max \sum_{i=1}^n w_i \log(f(x_i)) \text{ s.t. } \log(f) \text{ is concave and } \int_{\mathbb{R}^d} f(x) dx = 1. \quad (1.1)$$

It has been shown that the solution exists with probability 1 and is unique, and its logarithm is a tent function – i.e., a piecewise linear function with regions of linearity inducing a subdivision of the convex hull of  $X$  [56, 40, 15, 46], see Figure 1 for an example. While MLE is the most widely studied estimator in this setting, it is not the only one, for examples see [18, 16].

The maximum likelihood estimator is attractive because of its consistency under general assumptions [40, 20, 14, 22] and superior performance compared to kernel-based methods with respect to mean integrated squared error, as observed in simulations [15]. At the same time, the convergence rate is still an open question and only lower [32, 33] and upper [32, 10] bounds are known. Further theoretical properties have been studied for some special cases of log-concave densities, e.g.,  $k$ -affine densities [31] and totally positive densities [45]. Several algorithms have been developed to compute the log-concave MLE in one dimension [48] and in higher dimensions [15, 2, 43]. Software implementations include R

packages such as `logcondens` [21] and `cnm1cd` [34] in one dimension, and `LogConcDEAD` [13] and `fmlogcondens` [42] in higher dimensions.

**Example 1.1.** The starting point of this paper is the following problem. Consider the sample of 14 points in  $\mathbb{R}^2$  with uniform weights:

$$X = ((0, 1), (0, 9), (1, 4), (2, 4), (2, 6), (3, 3), (5, 5), (6, 3), (6, 9), (7, 6), (7, 8), (8, 9), (9, 5), (9, 9)).$$

How many cells does the subdivision induced by the logarithm of the optimal log-concave density have?

Using the R package `LogConcDEAD` with default parameters, one obtains that the logarithm of the maximum likelihood estimate is a piecewise linear function with seven unique linear pieces. However, when one investigates the optimal density more closely, it appears that several linear pieces are similar. For example, a visual inspection of the optimal density depicted in Figure 1 suggests that there are only four unique linear pieces. What is the true number of unique linear pieces of the optimal density? Is it four, seven or another value?

Theoretically, the algorithm used in `LogConcDEAD` finds the true optimal density, however, in practice, the answer is a numerical approximation. By changing the parameter `sigmatol` from default value  $10^{-8}$  to  $10^{-10}$ , `LogConcDEAD` outputs four unique linear pieces, exactly as we observed in Figure 1. Although it might seem obvious that four is the correct number of linear pieces, in reality the situation is more complicated, see Example 4.16. How do we find the correct number of linear pieces?

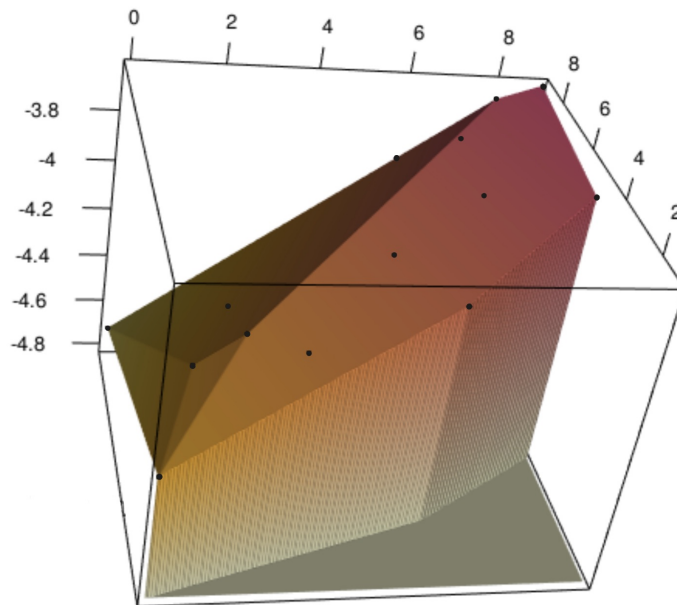


Figure 1: The optimal tent function for the sample of 14 points in Example 1.1.

The goal of this paper is to study exact solutions to log-concave maximum likelihood estimation. An exact solution will have three different meanings in this paper. First, one might hope that it is an algebraic number. This would enable exact symbolic computations by way of storing a floating point approximation of a number along with a polynomial that

vanishes on it. Such computations are not possible for transcendental numbers. Thus, the first main result of our paper is Theorem 3.7, which states that the heights at the sample points of the logarithm of the log-concave density estimate are, in general, transcendental.

Second, in light of Theorem 3.7, we would like to express the maximum likelihood estimator in closed form using well-known mathematical operations and functions, although not necessarily elementary functions. In the simplest case of one cell in one dimension, we derive the log-concave density estimator in closed form using the generalized  $W$ -Lambert function, see Proposition 3.9. It is known that the generalized  $W$ -Lambert function is not an elementary function. More generally, solving the MLE can be restated as a collection of polynomial-exponential systems of equations, which have been studied in the literature. However, even in the case of two equations, only bounds on solutions are known [35]. This suggests that it might be difficult to express the log-concave maximum likelihood estimator in closed form. As an alternative, we turn to Smale’s  $\alpha$ -theory, which we describe briefly now.

Third, given a sufficiently close floating point solution to the MLE problem, one hopes that it can be refined to any desired precision using Newton iteration or other techniques. A natural question arises: when is the approximate solution good enough for these methods to succeed? A way to make this mathematically rigorous is Smale’s  $\alpha$ -theory [9, 53], which we discuss in Section 4. We obtain the  $\alpha$ -certified solutions to log-concave density estimation. This allows us to test and compare numerical solvers, as well as rigorously decide the certified, correct subdivision for a given log-concave density estimation problem. Our methods are especially relevant when the precision of the log-concave density estimate is important. This opens new pathways to answering the motivating question: what is the correct number of cells?

The code for computations in this paper can be found at: <https://github.com/agrosdos/Computing-the-Exact-LogConcave-MLE>.

## 2 Geometry of log-concave maximum likelihood estimation

We start by reviewing the geometry of log-concave maximum likelihood estimation mostly following [46].

**Definition 2.1.** Let  $P$  be the convex hull of a point configuration  $X = (x_1, x_2, \dots, x_n) \subset \mathbb{R}^d$ . For a fixed real vector  $y \in \mathbb{R}^n$ , we define a function  $h_{X,y}$  on  $\mathbb{R}^d$ , called the *tent function*, as the smallest concave function such that  $h_{X,y}(x_i) \geq y_i$  for  $i = 1, \dots, n$ . The tent function  $h_{X,y}$  is piecewise linear on  $P$  with linear pieces being equal to upper facets of the convex hull of the points  $(x_1, y_1), (x_2, y_2), \dots, (x_n, y_n)$  in  $\mathbb{R}^{d+1}$ . We define  $h_{X,y}(x) = -\infty$  at all points  $x \in \mathbb{R}^d$  outside  $P$ . If  $h_{X,y}(x_i) = y_i$  for  $i = 1, \dots, n$ , then  $y$  is called *relevant*.

It was shown by Cule, Samworth and Stewart for uniform weights [15] and by Robeva, Sturmfels and Uhler in general [46] that the constrained optimization problem (1.1) for finding the log-concave maximum likelihood estimate is equivalent to the unconstrained

optimization problem

$$\max_{y \in \mathbb{R}^n} w \cdot y - \int_P \exp(h_{X,y}(t)) dt. \quad (2.1)$$

Moreover, the log-concave maximum likelihood estimate is a tent function with tent poles at some of the  $x_i$ . Therefore finding the log-concave density which maximizes the likelihood of our data  $(X, w)$  reduces to finding an optimal height vector  $y^*$ .

**Definition 2.2.** We follow the definitions in [17]. Given a point configuration  $X$  in  $\mathbb{R}^d$ , a *subdivision*  $\Delta$  of  $X$  is a collection of  $d$ -polytopes, denoted  $\sigma_i$ , such that the union of polytopes in  $\Delta$  equals  $\text{conv}(X)$ , the vertex set of polytopes in  $\Delta$  is contained in  $X$  and the intersection of polytopes in  $\Delta$  can only happen along lower dimensional faces. A subdivision  $\Delta$  is called a *triangulation*, if all polytopes in  $\Delta$  are simplices. A triangulation  $\Delta$  of the point configuration  $X$  is called *maximal*, if every element of  $X$  is a vertex of a simplex in  $\Delta$ . A subdivision is called *regular* if its full dimensional cells  $\sigma_i$  are combinatorially equivalent to the regions of linearity of a tent function on  $X$  for some height vector  $y \in \mathbb{R}^n$ .

**Corollary 2.3.** [46, Corollary 2.6] *To find the optimal height vector  $y^*$  in (2.1) is to maximize the following rational-exponential objective function over  $y \in \mathbb{R}^n$ :*

$$S_\Delta(y_1, \dots, y_n) = w \cdot y - \sum_{\sigma \in \Delta} \sum_{i \in \sigma} \frac{\text{vol}(\sigma) \cdot \exp(y_i)}{\prod_{\alpha \in \sigma \setminus i} (y_i - y_\alpha)}, \quad (2.2)$$

where  $\Delta$  is any regular triangulation that refines the subdivision induced by the tent function  $h_{X,y}$ .

If  $y$  induces a regular subdivision  $\Delta$  that is not a maximal regular triangulation, then we can consider any maximal regular triangulation that refines  $\Delta$ . Thus if there are  $m$  maximal regular triangulations of  $X$ , then to find the optimal  $y^*$  we must compare the optimal values  $y_{\Delta_1}^*, y_{\Delta_2}^*, \dots, y_{\Delta_m}^*$  which are obtained by solving the optimization problem (2.2)  $m$  times, once for each maximal regular triangulation  $\Delta_1, \Delta_2, \dots, \Delta_m$ . However, it is not enough to consider the system of critical equations only for each of the maximal regular triangulations, since the optimization problem (2.2) is not smooth. We will see this phenomenon in Example 2.4.

**Example 2.4.** Fix  $d = 1$ ,  $n = 3$  and  $X = (2, 5, 7)$ . The configuration  $X$  has two triangulations  $\Delta_1 = \{13\}$  and  $\Delta_2 = \{12, 23\}$ , which are both regular triangulations. Only  $\Delta_2$  is a maximal triangulation. Hence solving the optimization problem (2.1) is equivalent to maximizing the following objective function

$$w \cdot y - 3 \frac{e^{y_1} - e^{y_2}}{y_1 - y_2} - 2 \frac{e^{y_2} - e^{y_3}}{y_2 - y_3}. \quad (2.3)$$

If  $y_1 = y_2$  or  $y_2 = y_3$ , then a denominator on the right hand side of (2.3) becomes zero. However, the objective function in the formulation (2.1) can be still simplified to

$$w \cdot y - 3e^{y_2} - 2 \frac{e^{y_2} - e^{y_3}}{y_2 - y_3} \quad \text{or} \quad w \cdot y - 3 \frac{(e^{y_1} - e^{y_2})}{y_1 - y_2} - 2e^{y_2}.$$

Let  $w = (\frac{1}{3}, \frac{1}{3}, \frac{1}{3})$ . The output from `LogConcDEAD` suggests that the optimal tent function is supported on one cell, with heights given by  $y_1^* = -1.816665$ ,  $y_2^* = -1.576024$  and  $y_3^* = -1.415597$ . However, the vector  $y^*$  is neither a critical point of (2.3) nor of the function

$$w \cdot y - 5 \frac{e^{y_1} - e^{y_3}}{y_1 - y_3},$$

which is the right hand side (2.2) for the triangulation  $\Delta_1$ . This can be seen by taking partial derivatives of these functions with respect to  $y_1, y_2, y_3$  and substituting  $y_1^*, y_2^*, y_3^*$ . In the case of  $\nabla S_1$ , it is particularly easy to see that there are no solutions, since  $\frac{\partial S_1}{\partial y_2} = w_2 \neq 0$ . In the case of  $\nabla S_2$ , the system of critical equations fails to certify in the sense of Section 4.

The points  $(x_1, y_1^*), (x_2, y_2^*), (x_3, y_3^*)$  being collinear is equivalent to  $(x_2, y_2^*) = \lambda_1(x_1, y_1^*) + \lambda_3(x_3, y_3^*)$  where  $\lambda_1, \lambda_3 \geq 0$ ,  $\lambda_1 + \lambda_3 = 1$ . Since  $x_1 = 2, x_2 = 5, x_3 = 7$ , we have  $\lambda_1 = \frac{2}{5}, \lambda_3 = \frac{3}{5}$ . Hence  $y_2 = \frac{2}{5}y_1 + \frac{3}{5}y_3$ . Substituting this expression into the objective function (2.3) we get

$$\tilde{S} = \left(w_1 + \frac{2}{5}w_2\right)y_1 + \left(w_3 + \frac{3}{5}w_2\right)y_3 - 5 \frac{e^{y_1} - e^{y_3}}{y_1 - y_3}$$

which for uniform weights  $w = (\frac{1}{3}, \frac{1}{3}, \frac{1}{3})$  becomes

$$\tilde{S} = \frac{7}{15}y_1 + \frac{8}{15}y_3 - 5 \frac{e^{y_1} - e^{y_3}}{y_1 - y_3}.$$

We will verify in Example 4.13 that  $y^*$  is a critical point of the function  $\tilde{S}$ .

To visualize the situation, we consider the Samworth body

$$\mathcal{S}(X) = \left\{ y \in \mathbb{R}^3 : \int_P \exp(h_{X,y}(t)) dt \leq 1 \right\},$$

which was introduced in [46]. The unconstrained optimization problem (2.1) is equivalent to the constrained optimization problem of maximizing the linear function  $w \cdot y$  over the Samworth body. For different choices of weight vector  $w = (w_1, w_2, w_3)$ , we obtain different optimal height vectors  $y = (y_1, y_2, y_3)$  on the surface of the Samworth body, and the height vector determines the triangulation. The Samworth body consists of two regions that can be seen in Figure 2. The green region comes from the one-simplex triangulation  $\Delta_1 = \{13\}$ , while the red region comes from the two-simplex triangulation  $\Delta_2 = \{12, 23\}$ . Moreover, one can see lines separating the green region into two pieces and the red region into three pieces (ignore the curve separating the green and the red regions for now). These lines correspond to the degenerate cases where  $y_1 = y_3$ ,  $y_1 = y_2$  or  $y_2 = y_3$ , and hence the right hand side of (2.2) is not defined. Therefore those lines are simply artifacts of the reformulation (2.2) since in the original unconstrained (2.1) these points present no difficulty. The intersection of the three lines is the point  $(-\log 5, -\log 5, -\log 5)$ .

Consider the curve separating the green and red regions of the Samworth body. This curve corresponds to  $y = (y_1, y_2, y_3)$  that induce the subdivision  $\Delta_1$  and  $(x_1, y_1), (x_2, y_2), (x_3, y_3)$  are collinear. To understand the green region, see the piecewise linear functions drawn in Figure 3. Since the lowest (dotted) function is not concave, it is invalid as a tent function. Therefore, if the height  $y_2$  is too low, the optimal tent function will be the (solid-line) linear

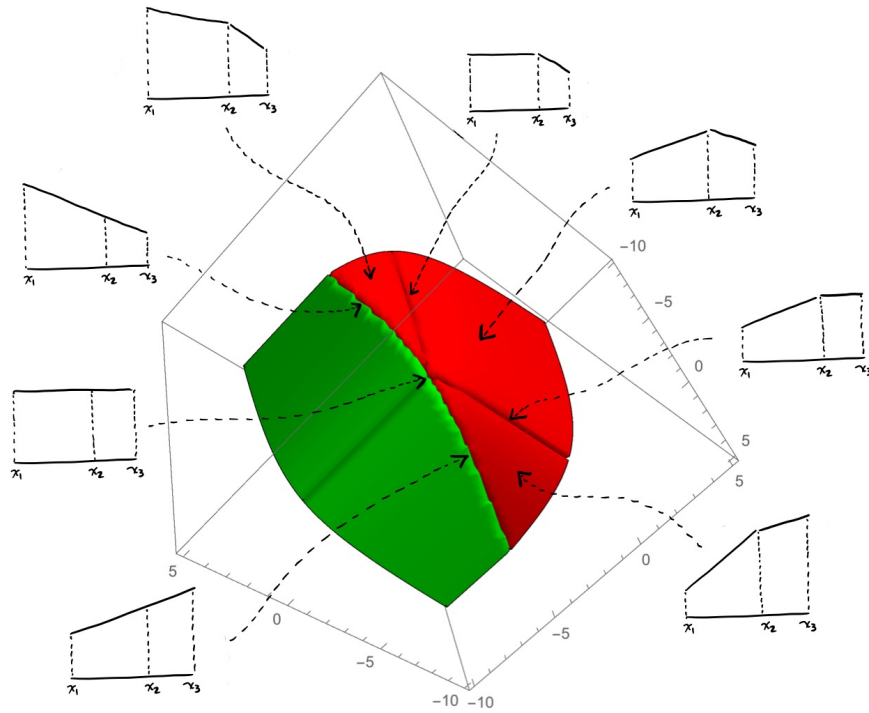


Figure 2: The Samworth body for  $X = (2, 5, 7)$ .

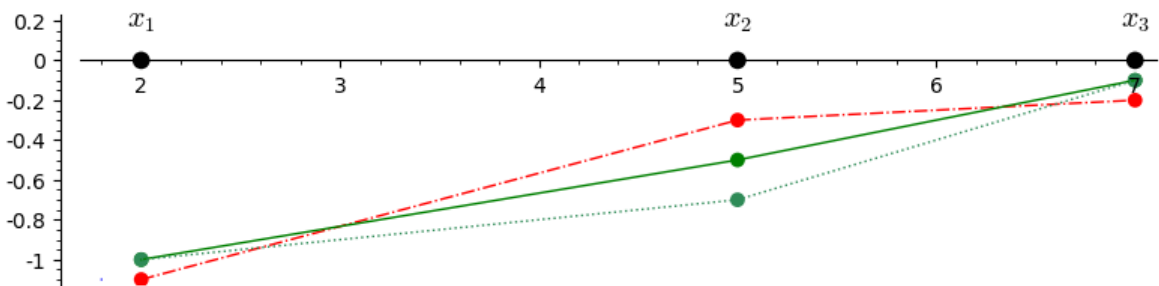


Figure 3: The red tent function corresponds to a vector  $y$  in the red region of the Samworth body. The solid green tent function corresponds to a vector  $y$  on the curve separating red and green regions of the Samworth body. The dotted green function is not convex. Its height vector  $y$  belongs to the green region of the Samworth body and both green sets of heights give the same tent function.

function. In effect, the optimal tent-function ignores heights  $y_i$  if they are too low. This basic phenomenon is responsible for the green part of the Samworth body being flat in the  $y_2$  direction, meaning that it is a pencil of half-lines parallel to the  $y_2$ -axis.

The transition from the red region to the green region is not smooth. For every  $y$  on the curve between the green and red regions, there is a two-dimensional cone of weight vectors that give  $y$  as an optimal solution. The generators of this cone are described in [46, Theorem 3.7]. The optimal height vector  $y^*$  for  $w = (\frac{1}{3}, \frac{1}{3}, \frac{1}{3})$  lies on the curve between the red and green regions. It is not a critical point of the function (2.3), because  $w$  is not a normal vector to the red region at the point  $y^*$ .

We now return to the general situation. Let  $X = (x_1, \dots, x_n)$  be a configuration of  $n$  points  $x_i \in \mathbb{R}^d$ . Fixing a maximal regular triangulation  $\Delta$  of our point configuration  $X$ , we can find the optimal  $y_\Delta^*$  by solving the system of critical equations  $\frac{\partial S}{\partial y_j} = 0$  for  $S$  in (2.2). These partial derivatives take the form (see [46, Proof of Lemma 3.4]):

$$\begin{aligned} \frac{\partial S}{\partial y_j} = & w_j - \sum_{\substack{\sigma \in \Delta, \\ j \in \sigma}} \text{vol}(\sigma) \exp(y_j) \frac{1}{\prod_{\alpha \in \sigma \setminus j} (y_j - y_\alpha)} \left( 1 - \sum_{\alpha \in \sigma \setminus j} \frac{1}{(y_j - y_\alpha)} \right) \\ & - \sum_{\substack{\sigma \in \Delta, \\ j \in \sigma}} \text{vol}(\sigma) \sum_{i \in \sigma \setminus j} \exp(y_j) \frac{1}{\prod_{\alpha \in \sigma \setminus j} (y_j - y_\alpha)} \frac{1}{(y_j - y_i)}. \end{aligned} \quad (2.4)$$

**Definition 2.5.** For a fixed maximal regular triangulation  $\Delta$  of  $X$ , let  $A$  be the matrix such that the system of  $n$  critical equations (2.4) can be written in the form

$$Ae^y = w, \quad (2.5)$$

where  $e^y$  is a column vector of exponentials  $(e^{y_1}, e^{y_2}, \dots, e^{y_n})^T$ , and  $w$  is a column vector of weights  $(w_1, \dots, w_n)^T$ . The matrix  $A$  is called the *score equation matrix*.

The entries of  $A$  are in the field of rational functions in the variables  $y_1, \dots, y_n$ . Diagonal entries of  $A$  are

$$A_{j,j} = \sum_{\substack{\sigma \in \Delta, \\ j \in \sigma}} \text{vol}(\sigma) \frac{1}{\prod_{\alpha \in \sigma \setminus j} (y_j - y_\alpha)} \left( 1 - \sum_{\alpha \in \sigma \setminus j} \frac{1}{(y_j - y_\alpha)} \right)$$

and off-diagonal entries of  $A$  are

$$A_{i,j} = \sum_{\substack{\sigma \in \Delta, \\ i,j \in \sigma}} \text{vol}(\sigma) \frac{1}{\prod_{\alpha \in \sigma \setminus j} (y_j - y_\alpha)} \frac{1}{(y_j - y_i)}.$$

The matrix  $A$  can be written as a sum of matrices over maximal simplices  $\sigma \in \Delta$ . This will be described explicitly in the proof of Theorem 3.1.

As we observed in Example 2.4, to find the optimal density, it is not enough to solve the systems of critical equations only for maximal regular triangulations. Since the system of critical equations becomes much more difficult for general subdivisions, we do not write it out here.



### 3 Transcendentality and closed-form solutions

In this section we use notions from geometric combinatorics to study the structure of (2.5). In particular, we will prove that the matrix  $A$  is invertible. This will be our main tool in proving the transcendentality of log-concave MLE and deriving closed form solutions in the one-dimensional one cell case using Lambert functions.

#### 3.1 Score equation matrix invertibility and transcendentality

Towards proving transcendentality, we first investigate the invertibility of the matrix  $A$ .

**Theorem 3.1.** *Consider a point configuration  $X = (x_1, \dots, x_n)$  in  $\mathbb{R}^d$ , let  $\Delta = \{\sigma_1, \dots, \sigma_m\}$  be a maximal regular triangulation of  $X$ . The score equation matrix  $A$  from (2.5) is invertible.*

**Definition 3.2.** Given a triangulation  $\Delta$ , we define the *neighborhood*  $\mathcal{N}(j)$  of a vertex  $j$  in  $\Delta$  to be the set of vertices

$$\mathcal{N}(j) = \{i : (i, j) \in \sigma_k \text{ for some } k\}.$$

Before giving the proof of Theorem 3.1, we illustrate the construction in the proof with a small example.

**Example 3.3.** Let  $X = (x_1, x_2, x_3, x_4)$  be a four point configuration in  $\mathbb{R}^2$  with  $\Delta = \{\sigma_1, \sigma_2\}$ , where  $\sigma_1 = \{1, 2, 3\}$  and  $\sigma_2 = \{2, 3, 4\}$ . Let  $A$  be the score equation matrix for the entire regular triangulation  $\Delta$ . Let us denote the difference  $y_i - y_j$  by  $y_{ij}$ . Then  $A = A(\sigma_1) + A(\sigma_2)$ , where

$$\frac{A(\sigma_1)}{\text{vol}(\sigma_1)} = \begin{bmatrix} \frac{1}{y_{12}y_{13}} - \frac{1}{y_{12}^2y_{13}} - \frac{1}{y_{12}y_{13}^2} & \frac{1}{y_{21}^2y_{23}} & \frac{1}{y_{31}^2y_{32}} & 0 \\ \frac{1}{y_{12}^2y_{13}} & \frac{1}{y_{21}y_{23}} - \frac{1}{y_{21}^2y_{23}} - \frac{1}{y_{21}y_{23}^2} & \frac{1}{y_{31}y_{32}^2} & 0 \\ \frac{1}{y_{12}y_{13}^2} & \frac{1}{y_{21}y_{23}^2} & \frac{1}{y_{31}y_{32}} - \frac{1}{y_{31}^2y_{32}} - \frac{1}{y_{31}y_{32}^2} & 0 \\ 0 & 0 & 0 & 0 \end{bmatrix},$$

$$\frac{A(\sigma_2)}{\text{vol}(\sigma_2)} = \begin{bmatrix} 0 & 0 & 0 & 0 \\ 0 & \frac{1}{y_{23}y_{24}} - \frac{1}{y_{23}^2y_{24}} - \frac{1}{y_{23}y_{24}^2} & \frac{1}{y_{32}^2y_{34}} & \frac{1}{y_{42}^2y_{43}} \\ 0 & \frac{1}{y_{23}^2y_{24}} & \frac{1}{y_{32}y_{34}} - \frac{1}{y_{32}^2y_{34}} - \frac{1}{y_{32}y_{34}^2} & \frac{1}{y_{42}y_{43}^2} \\ 0 & \frac{1}{y_{23}y_{24}^2} & \frac{1}{y_{32}y_{34}^2} & \frac{1}{y_{42}y_{43}} - \frac{1}{y_{42}^2y_{43}} - \frac{1}{y_{42}y_{43}^2} \end{bmatrix}.$$

We define matrix  $B$  to be the matrix  $A$  with its  $j$ -th column multiplied by  $\prod_{i \in \mathcal{N}(j)} y_{ji}^2$ , for all  $j$  from 1 to 4. We obtain the following matrices

$$\frac{B(\sigma_1)}{\text{vol}(\sigma_1)} = \begin{bmatrix} y_{13}y_{12} - y_{12} - y_{13} & y_{24}^2y_{23} & y_{34}^2y_{32} & 0 \\ y_{13} & y_{21}y_{23}y_{24}^2 - y_{24}^2y_{21} - y_{23}y_{24}^2 & y_{34}^2y_{31} & 0 \\ y_{12} & y_{24}^2y_{21} & y_{31}y_{32}y_{34}^2 - y_{34}^2y_{31} - y_{34}^2y_{32} & 0 \\ 0 & 0 & 0 & 0 \end{bmatrix},$$

$$\frac{B(\sigma_2)}{\text{vol}(\sigma_2)} = \begin{bmatrix} 0 & 0 & 0 & 0 \\ 0 & y_{21}^2y_{23}y_{24} - y_{21}^2y_{23} - y_{21}^2y_{24} & y_{31}^2y_{34} & y_{43} \\ 0 & y_{21}^2y_{24} & y_{32}y_{31}^2y_{34} - y_{31}^2y_{32} - y_{31}^2y_{34} & y_{42} \\ 0 & y_{21}^2y_{23} & y_{31}^2y_{32} & y_{43}y_{42} - y_{42} - y_{43} \end{bmatrix}.$$

The product of the diagonal entries of  $B = B(\sigma_1) + B(\sigma_2)$  is a polynomial of degree 12. Whereas a term in the expansion of the determinant of  $B$  with off-diagonal entries has at most degree 10.

*Proof of Theorem 3.1.* The score equation matrix  $A$  associated to a maximal regular triangulation  $\Delta$  can be written as

$$A = \sum_{\sigma \in \Delta} A(\sigma),$$

where the entries of  $A(\sigma)$  for  $i \neq j$  are

$$\begin{aligned} A(\sigma)_{i,j} &= \text{vol}(\sigma) \left( \prod_{\alpha \in \sigma \setminus \{j\}} \frac{1}{(y_j - y_\alpha)} \right) \left( \frac{1}{y_j - y_i} \right), \\ A(\sigma)_{j,j} &= \text{vol}(\sigma) \left( \prod_{\alpha \in \sigma \setminus \{j\}} \frac{1}{(y_j - y_\alpha)} \right) \left( 1 - \sum_{\alpha \in \sigma \setminus \{j\}} \frac{1}{(y_j - y_\alpha)} \right). \end{aligned}$$

The matrix  $A(\sigma)$  is sparse: If  $i$  or  $j$  does not belong to  $\sigma$  then  $A_{i,j}(\sigma) = 0$ .

Let  $B$  (resp.  $B(\sigma)$ ) be the matrix that is obtained by multiplying the  $j$ -th column of  $A$  (resp.  $A(\sigma)$ ) by  $\left( \prod_{\alpha \in \mathcal{N}(j)} (y_j - y_\alpha)^2 \right)$  for  $j = 1, \dots, n$ :

$$B_{.,j} = A_{.,j} \left( \prod_{\alpha \in \mathcal{N}(j)} (y_j - y_\alpha)^2 \right) = \sum_{\sigma \in \Delta} A(\sigma)_{.,j} \left( \prod_{\alpha \in \mathcal{N}(j)} (y_j - y_\alpha)^2 \right). \quad (3.1)$$

Fix  $\sigma \in \Delta$ . We describe separately the off-diagonal and diagonal entries of  $B(\sigma)$ . For  $i, j \in \sigma$  and  $i \neq j$  we get

$$\begin{aligned} B(\sigma)_{i,j} &= A(\sigma)_{i,j} \left( \prod_{\alpha \in \sigma \setminus \{j\}} (y_j - y_\alpha)^2 \right) \left( \prod_{\alpha \in \mathcal{N}(j) \setminus \sigma} (y_j - y_\alpha)^2 \right) \\ &= \frac{\text{vol}(\sigma)}{y_j - y_i} \left( \prod_{\alpha \in \sigma \setminus \{j\}} \frac{1}{(y_j - y_\alpha)} \prod_{\alpha \in \sigma \setminus \{j\}} (y_j - y_\alpha)^2 \right) \left( \prod_{\alpha \in \mathcal{N}(j) \setminus \sigma} (y_j - y_\alpha)^2 \right) \\ &= \text{vol}(\sigma) \left( \prod_{\alpha \in \sigma \setminus \{i,j\}} (y_j - y_\alpha) \right) \left( \prod_{\alpha \in \mathcal{N}(j) \setminus \sigma} (y_j - y_\alpha)^2 \right). \end{aligned}$$

And for the diagonal entries

$$\begin{aligned} B(\sigma)_{j,j} &= A(\sigma)_{j,j} \left( \prod_{\alpha \in \mathcal{N}(j)} (y_j - y_\alpha)^2 \right) \\ &= \text{vol}(\sigma) \left( \prod_{\alpha \in \sigma \setminus \{j\}} \frac{1}{(y_j - y_\alpha)} \right) \left( 1 - \sum_{\alpha \in \sigma \setminus \{j\}} \frac{1}{(y_j - y_\alpha)} \right) \left( \prod_{\alpha \in \mathcal{N}(j)} (y_j - y_\alpha)^2 \right) \end{aligned}$$

$$= \text{vol}(\sigma) \left( \prod_{\alpha \in \sigma \setminus \{j\}} (y_j - y_\alpha) - \sum_{k \in \sigma \setminus \{j\}} \prod_{\alpha \in \sigma \setminus \{j, k\}} (y_j - y_\alpha) \right) \left( \prod_{\alpha \in \mathcal{N}(j) \setminus \sigma} (y_j - y_\alpha)^2 \right).$$

Given a polynomial  $f \in \mathbb{R}[y_1, \dots, y_n]$ , we can rewrite  $f = \sum_{i=0}^{d_j} f_i y_j^i$  as a univariate polynomial in  $y_j$  of degree  $d_j$ , where  $f_i \in \mathbb{R}[y_i : i \neq j]$  is a constant with respect to  $y_j$ . We then define the *initial form* of  $f$  with respect to  $j$  to be

$$\text{in}_j(f) = f_{d_j} y_j^{d_j}.$$

We observe that for the off-diagonal entries  $B(\sigma)_{i,j}$ , the initial form with respect to  $j$  is

$$\text{in}_j(B(\sigma)_{i,j}) = y_j^{2\gamma_j - d - 1},$$

where  $\gamma_j = |\mathcal{N}(j)|$  is the number of vertices adjacent to  $j$  in  $\Delta$ . Whereas for the diagonal entry  $B(\sigma)_{j,j}$ , the initial form is

$$\text{in}_j(B(\sigma)_{j,j}) = y_j^{2\gamma_j - d}.$$

In both cases, the degree of the initial form is the degree of the polynomial. We sum the matrices  $B(\sigma)$  for  $\sigma \in \Delta$ , to get  $B$  and note that the coefficient of the monomial  $y_j^{2\gamma_j - d}$  in  $B_{j,j}$  is the number of simplices in  $\Delta$  containing vertex  $j$ . Hence, using the Leibniz formula to compute the determinant of  $B$ , we get that the product of diagonal entries is a polynomial of degree  $\left( \sum_{j=1}^n 2\gamma_j - d \right)$ . All off-diagonal entries in that column of  $B$  are of degree one smaller, thus any monomial in the expanded form of the determinant with off-diagonal entries must have degree at least two smaller than the product of diagonal entries. The following equality is a direct consequence of (3.1)

$$\det(B) = \det(A) \prod_{j=1}^n \left( \prod_{\alpha \in \mathcal{N}(j)} (y_j - y_\alpha)^2 \right).$$

Since  $\det(B)$  is not identically 0,  $\det(A)$  is not identically zero, hence  $A$  is invertible over the field of rational functions.  $\square$

The proof of Theorem 3.1 inspires the following conjecture about the combinatorial properties of the determinant.

**Conjecture 3.4.** *The highest degree component of the numerator of  $\det(A)$  is*

$$\prod_{j=1, \dots, n} \left( \sum_{\sigma \in \Delta \text{ s.t. } j \in \sigma} \text{vol}(\sigma) \prod_{\alpha \in \mathcal{N}(j): \alpha \notin \sigma} (y_j - y_\alpha) \right).$$

Since  $A$  is invertible, (2.5) can be rewritten as

$$e^y = A^{-1}w$$

where entries of  $A$  are rational functions in  $\mathbb{R}(y_1, \dots, y_n)$ .

**Corollary 3.5.** *Fix a maximal triangulation  $\Delta$ . Then the critical equations (2.4) can be written in the form*

$$\begin{aligned} \exp(y_1) &= p_1(y_1, y_2, \dots, y_n) \\ \exp(y_2) &= p_2(y_1, y_2, \dots, y_n) \\ &\vdots \\ \exp(y_n) &= p_n(y_1, y_2, \dots, y_n) \end{aligned} \tag{3.2}$$

where  $p_1, \dots, p_n \in \mathbb{R}(y_1, \dots, y_n)$ . If  $x_1, \dots, x_n \in \mathbb{Q}^d$ , then  $p_1, \dots, p_n \in \mathbb{Q}(y_1, \dots, y_n)$ .

We will explore rational-exponential systems of the form (3.2) further in Sections 3.2-3.3. The following is a result from transcendental number theory, for a textbook reference see Theorem 1.4 of [5].

**Theorem 3.6** (Lindemann-Weierstrass). *If  $y_1, \dots, y_r$  are distinct algebraic numbers then the numbers  $\exp(y_1), \dots, \exp(y_r)$  are linearly independent over the algebraic numbers.*

A special case of the Lindemann-Weierstrass theorem is the Lindemann theorem which states that  $\exp(y)$  is transcendental for algebraic  $y \neq 0$ .

**Theorem 3.7.** *Assume that  $X \subset \mathbb{Q}^d$ . If  $\text{vol}(\text{conv}(X)) \neq 1$  then at least one coordinate of the optimal height vector  $y^*$  is transcendental. If  $\text{vol}(\text{conv}(X)) = 1$ , then all coordinates of  $y^*$  are algebraic if and only if  $w$  is in the cone over the secondary polytope  $\Sigma(X)$ .*

*Proof.* It follows from the proof of [46, Lemma 3.4] that any relevant  $y^* \in \mathbb{R}^n$  such that  $\exp(h_{X,y^*})$  is a density, is a critical point of  $S(y_1, \dots, y_n)$  for a maximal regular triangulation  $\Delta$  and some weight vector  $w$ . We consider the rational-exponential system (3.2) for this choice of  $\Delta$  and  $w$ . Then we have  $\exp(y_1) = p_1(y_1, \dots, y_n)$  where  $p_1$  is a rational function in  $\mathbb{Q}(y_1, \dots, y_n)$ . Assume that  $y_1, \dots, y_n$  are algebraic. By Lindemann's theorem  $\exp(y_1)$  is algebraic if and only if  $y_1 = 0$ .

However,  $p(y_1, \dots, y_n)$  is always algebraic, since  $y_1, \dots, y_n$  are algebraic and the algebraic numbers form a field. Hence  $y_1 = 0$ . We can argue similarly that  $y_i = 0$  for all  $i$ . The vector  $y = (0, \dots, 0)$  belongs to the boundary of the Samworth body if and only if the volume of the convex hull of  $X$  is 1. In this case,  $y$  is the optimal solution for any  $w$  in the cone over the secondary polytope  $\Sigma(X)$  by [46, Corollary 3.9].  $\square$

## 3.2 One cell in one dimension

In this section we apply the invertibility of the score equation matrix to give a closed form solution to log-concave maximum likelihood estimator in case the logarithm of the optimal density is a linear function on the real line. If  $X = (x_1, x_2) \subset \mathbb{R}$ , then

$$A = \text{vol}(\sigma) \begin{bmatrix} \frac{1}{y_1 - y_2} - \frac{1}{(y_1 - y_2)^2} & \frac{1}{(y_1 - y_2)^2} \\ \frac{1}{(y_1 - y_2)^2} & -\frac{1}{y_1 - y_2} - \frac{1}{(y_1 - y_2)^2} \end{bmatrix}$$

and

$$A^{-1} = \frac{1}{\text{vol}(\sigma)} \begin{bmatrix} 1 + y_1 - y_2 & 1 \\ 1 & 1 - y_1 + y_2 \end{bmatrix}.$$

Hence the polynomial-exponential system (3.2) has the form

$$\exp(y_1) = \frac{1}{\text{vol}(\sigma)} ((1 + y_1 - y_2) w_1 + w_2) \quad (3.3)$$

$$\exp(y_2) = \frac{1}{\text{vol}(\sigma)} (w_1 + (1 - y_1 + y_2) w_2) \quad (3.4)$$

Dividing (3.3) by (3.4) and setting  $y_{12} = y_1 - y_2$ , gives

$$\exp(y_{12}) = \frac{(1 + y_{12}) w_1 + w_2}{w_1 + (1 - y_{12}) w_2}. \quad (3.5)$$

In the rest of the section we will discuss how to solve Equation (3.5) using Lambert functions. The solutions for  $y_1$  and  $y_2$  can then be obtained from Equations (3.3) and (3.4) by solving for  $y_{12}$ .

**Definition 3.8** (Section 2 in [39]). For  $x, t_i, s_j \in \mathbb{R}$ , consider the function

$$\exp(x) \frac{(x - t_1)(x - t_2) \dots (x - t_n)}{(x - s_1)(x - s_2) \dots (x - s_m)}.$$

We denote its (generally multi-valued) inverse function at the point  $a \in \mathbb{R}$  by

$$W(t_1, t_2, \dots, t_n; s_1, s_2, \dots, s_m; a)$$

and call it *the generalized W-Lambert function*. The function  $W(a) := W(0; ; a)$  is called the usual *W-Lambert function*.

We have  $W(; ; a) = \log(a)$ .

**Proposition 3.9.** *The tent poles corresponding to a single-cell triangulation in 1 dimension are given by:*

$$\begin{aligned} y_1 &= \log(w_1 W(\rho + 1; -\rho^{-1} - 1; -\rho) + w_1 + w_2) - \log(\text{vol}(\sigma)), \\ y_2 &= \log(-w_2 W(\rho + 1; -\rho^{-1} - 1; -\rho) + w_1 + w_2) - \log(\text{vol}(\sigma)), \end{aligned}$$

where  $\rho = w_1/w_2$  and  $W(\rho + 1; -\rho^{-1} - 1; -\rho)$  is a value of the multi-valued generalized Lambert  $W$  function if  $y_1 \neq y_2$ . Otherwise  $y = (-\log(\text{vol}(\sigma)), -\log(\text{vol}(\sigma)))$ .

*Proof.* Recall from Equation (3.5):

$$\exp(y_{12}) = \frac{w_1 y_{12} + w_1 + w_2}{-w_2 y_{12} + w_1 + w_2}$$

or, by setting  $\rho = w_1/w_2$ , equivalently

$$\frac{y_{12} - \rho - 1}{y_{12} + \rho^{-1} + 1} \exp(y_{12}) = -\rho.$$

Seen as an equation in  $y_{12}$  this has solutions given by the generalized Lambert function  $W(\rho + 1; -\rho^{-1} - 1; -\rho)$ . The solutions for  $y_1$  and  $y_2$  can then be obtained from (3.3) and (3.4) by solving  $y_{12}$ .  $\square$

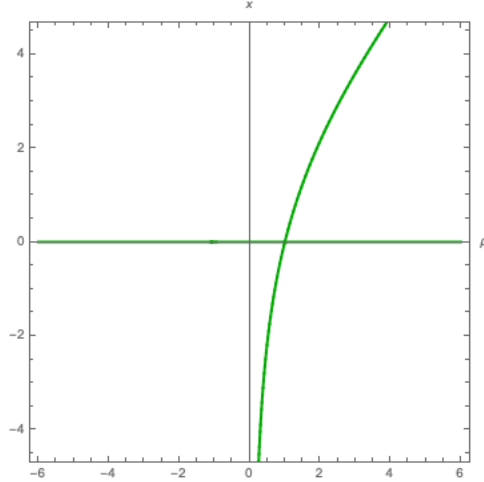


Figure 4: Generalized Lambert function  $W(\rho + 1; -\rho^{-1} - 1; -\rho)$ .

**Remark 3.10.** Proposition 3.9 generalizes to the case when we have  $n$  points on a line and the optimal tent function is supported on one cell.

The generally multi-valued generalized  $W$ -Lambert function  $W(\rho + 1, -\rho^{-1} - 1; -\rho)$  is plotted in Figure 4. We explore its branches, i.e., single-valued functions of  $\rho$ , using  $r$ -Lambert functions.

**Definition 3.11** (Section 3.2 in [39]). If  $r \in \mathbb{R}$ , consider the function

$$x \exp(x) + rx.$$

We denote its inverse function in the point  $a \in \mathbb{R}$  by  $W_r(a)$  and call it the  $r$ -Lambert function.

The following theorem makes the connection between the generalized Lambert function and the  $r$ -Lambert function:

**Theorem 3.12** (Theorem 3 in [39]). *If  $t, s, a \in \mathbb{R}$ , the following equality holds:*

$$W(t; s; a) = t + W_{-a \exp(-t)}(a \exp(-t)(t - s)).$$

Hence

$$W(\rho + 1; -\rho^{-1} - 1; -\rho) = \rho + 1 + W_{\rho \exp(-\rho - 1)}(-\rho \exp(-\rho - 1)(\rho + \rho^{-1} + 2)).$$

The number of branches of the  $r$ -Lambert function is classified in [39, Theorem 4] and [36, Theorem 4]. For  $r = \rho \exp(-\rho - 1)$ , it translates to

1. two branches, if  $\rho \exp(-\rho - 1) < 0$ ;
2. three branches, if  $0 < \rho \exp(-\rho - 1) < \exp(-2)$ ;
3. one branch, if  $\rho \exp(-\rho - 1) \geq \exp(-2)$ .

The second case happens when  $\rho > 0$ , in which case we have the double branch of constant zero function and an additional branch. This is the branch that is relevant to us in the context of Proposition 3.9. The first case happens when  $\rho < 0$ , in which case there exists a double branch of the constant zero function. This cannot appear for positive weights  $w_i$ . The third case does not happen.

The  $r$ -Lambert function can be computed with the C++ implementation [38]. Alternatively, one can use results about computing roots of polynomial-exponential equations. In [35], a symbolic-numeric algorithm is proposed for constructing explicitly an interval containing all the real roots of a single real polynomial-exponential equation, and counting how many roots are contained in a non-bounded interval. In [44], the decision problem of the existence of positive roots of such functions is discussed. This subject is strongly related to quantifier elimination [57], and to transcendental problems [37, 11, 12]. The latter problem of the transcendence theory appears in our Theorem 3.7.

### 3.3 Two cells in one dimension

Let  $X = (x_1, x_2, x_3) \subset \mathbb{R}$ . Then

$$A = \begin{bmatrix} \frac{v_1}{(y_1-y_2)^2} - \frac{v_1}{y_1-y_2} & -\frac{v_1}{(y_1-y_2)^2} & 0 \\ -\frac{v_1}{(y_1-y_2)^2} & \frac{v_1}{(y_1-y_2)^2} - \frac{v_1}{y_1-y_2} + \frac{v_2}{(y_2-y_3)^2} - \frac{v_2}{y_2-y_3} & -\frac{v_2}{(y_2-y_3)^2} \\ 0 & -\frac{v_2}{(y_2-y_3)^2} & \frac{v_2}{(y_2-y_3)^2} - \frac{v_2}{y_2-y_3} \end{bmatrix}.$$

Recall  $y_{12} = y_1 - y_2$  and  $y_{23} = y_2 - y_3$ . Then

$$A^{-1} = \frac{1}{v_1(1+y_{23}) + v_2(1-y_{12})} \begin{bmatrix} -(1+y_{12})(1+y_{23}) + \frac{v_2}{v_1}y_{12}^2 & -1-y_{23} & -1 \\ -1-y_{23} & (-1+y_{12})(1+y_{23}) & -1+y_{12} \\ -1 & -1+y_{12} & -(-1+y_{12})(-1+y_{23}) + \frac{v_1}{v_2}y_{23}^2 \end{bmatrix}.$$

Consider the polynomial-exponential system  $\exp(y) = A^{-1}w$  as in (3.2). Dividing the first equality with the second one and the second one with the third one gives:

$$\begin{cases} \exp(y_{12}) = \frac{(-(1+y_{12})(1+y_{23}) + \frac{v_2}{v_1}y_{12}^2)w_1 + (-1-y_{23})w_2 - w_3}{(-1-y_{23})w_1 + (-1+y_{12})(1+y_{23})w_2 + (-1+y_{12})w_3}, \\ \exp(y_{23}) = \frac{(-1-y_{23})w_1 + (-1+y_{12})(1+y_{23})w_2 + (-1+y_{12})w_3}{-w_1 + (y_{12}-1)w_2 - ((y_{12}-1)(y_{23}-1) + \frac{v_1}{v_2}y_{23}^2)w_3}. \end{cases} \quad (3.6)$$

Hence we could reduce a polynomial-exponential system with three equations and three variables to a polynomial-exponential system with two equations and two variables. Systems of two rational bivariate polynomial-exponential equations such as (3.6) are studied in [35]. An algorithm giving the number of solutions of such a system is provided, where all the solutions are contained in a generalized open rectangle of type  $I_1 \times I_2 \subset \mathbb{R}^2$ , under the hypothesis that at least one of the intervals  $I_1$  or  $I_2$  is bounded.

**Remark 3.13.** Let  $X \subset \mathbb{R}$ . If we consider tent functions  $h_{X,y}$  that are supported on two cells such that  $h_{X,y}$  is a constant function on one of the two cells, then one can use methods similar to the one cell case (see Section 3.2) to give the optimal solution using the Lambert function.

## 4 Certifying solutions with Smale's $\alpha$ -theory

As explained in Section 2, our task is to maximize the objective function  $S(y_1, \dots, y_n)$  defined in Corollary 2.3. For a subdivision  $\Delta$ , we can find the optimal  $y_\Delta^*$  by considering  $S(y_1, \dots, y_n)$  for any maximal triangulation that refines  $\Delta$ , substituting  $y_i$  that can be expressed in terms of other  $y$ 's for the subdivision  $\Delta$  and solving the system of critical equations  $\partial\tilde{S}/\partial y_i = 0$  for the resulting function  $\tilde{S}$ . For maximal triangulations, we have  $\tilde{S} = S$  and the system of critical equations is given by (2.4). We will write  $S$  instead of  $\tilde{S}$  also when talking about general subdivisions and for brevity we denote the system of critical equations by  $\nabla S(y) = 0$ . We say the system is square because we have  $n$  equations  $\partial S/\partial y_i = 0$  in  $n$  variables  $y_1, \dots, y_n$ . Usually it will be impossible to write down exact solutions to these systems, but there is a way forward. In what follows we discuss the computation of certified solutions to this system of equations. To do so, we discuss Smale's  $\alpha$ -theory, which makes mathematically rigorous the idea of approximate zeros in the sense of quadratic convergence of Newton iterations. The following influential definition was given in [9, 53].

**Definition 4.1** (Chapter 8 of [9]). Let  $Df(x)$  be the  $n \times n$  Jacobian matrix of the square system of complex-analytic equations  $f(x) = 0 \in \mathbb{C}^n$ , where  $f : \mathbb{C}^n \rightarrow \mathbb{C}^n$  is written as a column vector of its component functions

$$f(x) = [f_1(x_1, \dots, x_n), \dots, f_n(x_1, \dots, x_n)]^T.$$

A point  $z \in \mathbb{C}^n$  is an *approximate zero* of  $f$  if there exists a zero  $z^* \in \mathbb{C}^n$  of  $f$  such that the sequence of Newton iterates

$$z_{k+1} = z_k - Df(z_k)^{-1}f(z_k)$$

satisfies

$$\|z_{k+1} - z^*\| \leq \frac{1}{2}\|z_k - z^*\|^2$$

for all  $k \geq 1$  where  $z_0 = z$ . If this holds, then we call  $z^*$  the *associated zero* of  $z$ . Here  $\|x\| := (\sum_{i=1}^n x_i \bar{x}_i)^{\frac{1}{2}}$  is the standard norm in  $\mathbb{C}^n$ , and the zero  $z^*$  is assumed to be nonsingular, meaning that  $\det Df(z^*) \neq 0$ .

Therefore the problem becomes two-fold. Given a system of equations  $f$ , we need a way to (1) generate approximate solutions, and (2) certify their quadratic convergence under Newton iterations. The methods of Smale's  $\alpha$ -theory solve exactly this second problem. This is accomplished using the constants  $\alpha(f, x)$ ,  $\beta(f, x)$  and  $\gamma(f, x)$ , which we will discuss in Section 4.1. Typically  $\gamma$  is difficult to compute, since it is defined as the supremum of infinitely many quantities depending on higher-order derivatives of our system of equations. However, explicit upper bounds on  $\gamma$  were calculated in [29] which we can specialize to the system required for log-concave density estimation. These upper bounds have the advantage that they are easily computed from our system  $\nabla S = 0$ , and can therefore be used to  $\alpha$ -certify approximate solutions coming from numerical software. In Section 4.1, we make this precise, discussing recent work on the subject [29, 30, 51, 53] and how it applies in our context.



**Remark 4.2.** One might wonder why we do not directly evaluate the equations in question to the approximate height values given by statistical packages. The reason is that we want to have a measure of how accurate this solution is, which is also very sensitive to the system. Consider for example the system consisting of the single polynomial  $f(x) = x$ . We would not accept  $1/2$  as a solution. But if we consider the system  $f(x) = x^{10}$  and we evaluate at  $x = 1/2$ , we get a value that is less than 0.001. This could have been tempting, but note that in both cases the difference between actual solution and approximation is the same.

Another example that illustrates the potential difficulties involved in judging a numerical solution based on its evaluation into the original system of equations comes from [8]. Consider the univariate polynomial

$$f(z) = z^{10} - 30z^9 + 2.$$

A solution which is accurate within  $9.4 \times 10^{-12}$  of the true solution is

$$z^* = 30.00000000000142 - 0.00000000000047i,$$

but evaluating the polynomial at this solution yields a complex number  $f(z^*)$  with norm  $|f(z^*)| = 31.371$ , which certainly seems far from zero. However, refining the accuracy of this solution to

$$z^{**} = 29.999999999998983894731343124 + 0.000000000000000000000062i,$$

we find that  $|f(z^{**})| = 0.00000000032$ , which is much better.

## 4.1 Smale's $\alpha$ -theory

The intuition behind  $\alpha$ -theory is as follows. The size of the initial Newton iteration step combined with the size of the derivatives control how quickly Newton iteration converges to a true solution. We can calculate the size of the Newton iteration step, so if we have some control over the higher order derivatives of  $f$ , then we should be able to certify whether a solution satisfies the criterion of Definition 4.1. This motivates the definition of the following constants  $\alpha, \beta, \gamma \in \mathbb{R}$ , associated to a system of equations  $f$  at a point  $x$ . These constants measure quantities relevant to certifying approximate zeros.

**Definition 4.3.** Let  $f : \mathbb{C}^n \rightarrow \mathbb{C}^n$  be a system of complex-analytic functions and let  $x \in \mathbb{C}^n$ . We define  $\alpha(f, x)$  to be the product of  $\beta(f, x)$  and  $\gamma(f, x)$ :

$$\alpha(f, x) = \beta(f, x)\gamma(f, x).$$

The constant  $\beta(f, x)$  measures the size of the Newton iteration step applied at  $x$ , namely:

$$\beta(f, x) = \|Df(x)^{-1}f(x)\|,$$

while  $\gamma(f, x)$  bounds the sizes of the following quantities, involving the higher order derivatives:

$$\gamma(f, x) = \sup_{k \geq 2} \left\| \frac{Df(x)^{-1}D^k f(x)}{k!} \right\|^{\frac{1}{k-1}}.$$

If we can compute these constants  $\beta, \gamma$  for a candidate solution, then we can utilize the following

**Theorem 4.4** (Chapter 8 of [9]). *If  $f : \mathbb{C}^n \rightarrow \mathbb{C}^n$  is a system of complex-analytic functions and  $x \in \mathbb{C}^n$  satisfies*

$$\alpha(f, x) < \frac{13 - 3\sqrt{17}}{4} \approx 0.157671,$$

*then  $x$  is an approximate zero of  $f = 0$ .*

For polynomial systems, all higher-order derivatives eventually vanish. Exactly this fact was used in [51] to derive an upper bound for  $\gamma(f, x)$  which involves the degrees of the polynomials in the system  $f$ . This is highly convenient since, even for systems of polynomials, calculating  $\gamma(f, x)$  purely based on the definition is quite a difficult task. Yet, if we are to certify candidate solutions to our system of equations, we need to calculate  $\gamma$  and  $\beta$  at our candidate  $x$ , multiply them, and hope they are below  $\approx 0.157671$ .

## 4.2 Polynomial-exponential systems

For polynomial-exponential systems  $f$ , calculating  $\gamma(f, x)$  is even harder. However, in [29], an upper bound was computed for  $\gamma$  involving quantities more readily apparent in a given system  $f$  than what appears in the bare definition of  $\gamma$ . In fact, an upper bound for  $\gamma$  is calculated which applies to a general class of systems, as well as upper bounds for several special cases. One of these special cases can be further specialized to the system of equations  $\nabla S = 0$  arising in log-concave density estimation (this is Lemma 4.9 below). In [29] an example is given where the bounds for the special cases allowed candidate solutions to be  $\alpha$ -certified despite failure using the more general bounds. In this section we summarize the results of [29] as they relate to log-concave density estimation. First we need a few definitions.

**Definition 4.5.** For a point  $x \in \mathbb{C}^n$  define

$$\|x\|_1^2 = 1 + \|x\|^2 = 1 + \sum_{i=1}^n |x_i|^2.$$

For a polynomial  $g : \mathbb{C}^n \rightarrow \mathbb{C}$  given as  $g(x) = \sum_{|\rho| \leq d} a_\rho x^\rho$  define

$$\|g\|^2 = \frac{1}{d!} \sum_{|\rho| \leq d} \rho! \cdot (d - |\rho|)! \cdot |a_\rho|^2.$$

For a polynomial system  $f : \mathbb{C}^n \rightarrow \mathbb{C}^n$  with  $f(x) = [f_1(x), \dots, f_n(x)]^T$ , we define

$$\|f\|^2 = \sum_{i=1}^n \|f_i\|^2.$$

We now define a quantity  $\mu(f, x)$  associated to a polynomial system which will play a role in bounding  $\gamma$  later.

**Definition 4.6.** Let  $f : \mathbb{C}^n \rightarrow \mathbb{C}^n$  be a polynomial system with  $\deg f_i = d_i$ . Define

$$\mu(f, x) = \max \left\{ 1, \|f\| \cdot \|Df(x)^{-1}C_f(x)\| \right\}$$

where  $C_f(x)$  is the diagonal matrix

$$C_f(x) = \begin{bmatrix} d_1^{1/2} \cdot \|x\|_1^{d_1-1} & & & \\ & \ddots & & \\ & & d_n^{1/2} \cdot \|x\|_1^{d_n-1} & \\ & & & \end{bmatrix}.$$

Following [29], we extend Definition 4.6 to certain polynomial-exponential systems.

**Definition 4.7.** Let  $a \in \mathbb{Z}_{\geq 0}$ ,  $\delta_i \in \mathbb{C}$ , and  $\sigma_i \in \{1, \dots, n\}$ . Consider the polynomial-exponential system

$$G(x_1, \dots, x_n, u_1, \dots, u_a) = \begin{bmatrix} P(x_1, \dots, x_n, u_1, \dots, u_a) \\ u_1 - \exp(\delta_1 x_{\sigma_1}) \\ u_2 - \exp(\delta_2 x_{\sigma_2}) \\ \vdots \\ u_a - \exp(\delta_a x_{\sigma_a}) \end{bmatrix}, \quad (4.1)$$

where  $P : \mathbb{C}^N \rightarrow \mathbb{C}^n$  is a polynomial system with  $N = n + a$  variables. Thus, the system  $G$  is a square system of size  $N$ . We write  $X := (x, u)$ . Define

$$\mu(G, X) = \max \left\{ 1, \left\| DG(x, u)^{-1} \begin{bmatrix} C_P(x, u) \|P\| \\ I_a \end{bmatrix} \right\| \right\}.$$

The following specializes Corollary 2.6 of [29].

**Theorem 4.8.** Let  $a \in \mathbb{Z}_{\geq 0}$ ,  $\delta_i \in \mathbb{C}$ , and  $\sigma_i \in \{1, \dots, n\}$  and consider the polynomial-exponential system (4.1). Let  $d_i = \deg P_i$  and  $D = \max d_i$ . For any  $\lambda, \theta \in \mathbb{C}$  define

$$A(\lambda, \theta) = \max \left\{ |\lambda|, \left| \frac{\lambda^2 \exp(\lambda\theta)}{2} \right| \right\}.$$

Then, for any  $X = (x, u) \in \mathbb{C}^N$  such that the Jacobian of  $G$  is invertible,

$$\gamma(G, X) \leq \mu(G, X) \left( \frac{D^{3/2}}{2\|X\|_1} + \sum_{i=1}^a A(\delta_i, x_{\sigma_i}) \right). \quad (4.2)$$

*Proof.* This is a straight-forward specialization of Corollary 2.6 of [29]. We set to zero quantities that deal with functions not relevant to log-concave density estimation.  $\square$

Therefore, reformulating our system of polynomial-exponential equations  $\nabla S = 0$  in the format (4.1) will allow us to calculate an upper bound on  $\gamma$ , which will allow us to certify solutions to our critical equations.

**Lemma 4.9.** *The polynomial-exponential system  $\nabla S = 0$  can be reformulated as a system of equations of the form (4.1), demonstrating that Theorem 4.8 applies in the context of log-concave maximum likelihood estimation.*

*Proof.* The partial derivatives  $\partial S / \partial y_k$  are rational functions of the  $y_i$  and the  $\exp(y_i)$ . Since we set each partial derivative to zero, we can clear denominators, creating a system of equations, each of which is a polynomial in the  $y_i$  and the  $\exp(y_i)$ . Setting each  $\delta_i = 1$  in (4.1), we can replace each occurrence of  $\exp(y_i)$  with  $u_i$ , creating the polynomial system  $P(y_1, \dots, y_n, u_1, \dots, u_n)$ , hence  $a = n$  as well. Appending the equations  $u_i - \exp(y_i)$  to the system of polynomials  $P$ , we have a system of  $2n$  equations in  $2n$  unknowns. This system is of the required form in order to apply Theorem 4.8.  $\square$

Thus, for a system of critical equations  $\nabla S = 0$  coming from a given point configuration in log-concave density estimation, with a fixed weight vector  $w$ , we have everything we need to compute the upper bound given in (4.2). By calculating this upper bound for a given system of equations, we can certify approximate numerical solutions obtained in any way.

**Question 4.10.** In algebraic statistics, it is common to find algebraic invariants which characterize algebraic complexity. For example, the maximum likelihood degree of a statistical model gives information about the critical points of the likelihood function of a parametric model [1]. Similarly, in nonparametric algebraic statistics, it could be the case that the combinatorial complexity of the optimal subdivision gives us information about the computational complexity of finding a numerical solution. If this is true, then we would expect that increasing the combinatorial complexity will decrease the likelihood that the numerical output from LogConcDEAD is  $\alpha$ -certified. We test this hypothesis experimentally in the next section. In future work, one could hope to precisely describe this phenomenon, should it exist. Of course, higher degrees, more variables, more equations will always increase the bound on  $\gamma$  we calculate, but the combinatorics should still play some role.

### 4.3 A procedure for $\alpha$ -certifying

One of our motivating questions was to determine the correct subdivision for a given data set, as was the case in Example 1.1. In this section we describe a procedure based on Smale's  $\alpha$ -theory that in principle allows us to find the certifiably correct subdivision. Recall that the objective function  $S(y_1, \dots, y_n)$  depends on a subdivision of the convex hull of the data set  $X$ . If there are  $m$  subdivisions, then there are  $m$  different objective functions  $S_1, \dots, S_m$ , and  $m$  different possible systems of equations  $\nabla S_1 = 0, \dots, \nabla S_m = 0$ . Given an approximate solution  $y^*$ , perhaps computed numerically using existing software, we can attempt to  $\alpha$ -certify that solution using any of these systems as input to Lemma 4.9 and Theorem 4.8. If we  $\alpha$ -certify  $y^*$  as a solution to the system  $\nabla S_j = 0$ , corresponding to the  $j$ th subdivision, then we know that this subdivision refines the correct subdivision.

In practice, we have found that numerically computed solutions  $y^*$  are often not  $\alpha$ -certified, using any of the systems  $\nabla S_i = 0$ . However, using a brute-force search over all possible additional digits, we often can find one system  $\nabla S_j = 0$  to which  $y^* + \varepsilon$  is an  $\alpha$ -certified solution. Here,  $\varepsilon = (\varepsilon_1, \dots, \varepsilon_n)$  is a vector providing additional digits of precision to each component of  $y^*$ . As we compute  $\alpha$ -values for each  $y^* + \varepsilon$ , we move in the direction

which causes a decrease in the computed  $\alpha$ -value, until we are able to find an  $\alpha$ -certified  $y^* + \varepsilon$ . We describe this in the following

---

**Algorithm 1:** Testing certifiability by digit refinement

---

**Input:** A system  $\nabla S_i = 0$  coming from the  $i$ th candidate subdivision and the candidate, approximate solution  $y^* = (y_1, \dots, y_n)$ .

**Result:** A refinement of the heights  $y^* + \varepsilon$  along with alpha certification of the system, or inability to certify.

- 1 Let  $p$  be the number of trusted significant digits (in binary) of the approximate solution  $y^*$ .
  - 2 Expressing  $y^*$  in binary, compute the  $\alpha$ -value for all  $3^p$  points  $y_i + \epsilon_i 2^{-p}$ ,  $\epsilon_i \in \{-1, 0, 1\}$ . Keep the point with the lowest alpha value, and set this as the new  $y_i$ .
  - 3 If the alpha value is below 0.157671 stop and return the solution. If it has decreased between steps or remained the same, increase  $p$  by 1 and go to step 2. If there is no improvement for several loops in a row, stop and declare inability to certify the system.
- 

**Remark 4.11.** Here we collect a few comments on Algorithm 1.

1. One does not need to stop at Step 3 once a solution is certified. Repeating the loop allows increasing the precision of the solution by moving to lower  $\alpha$  values. This is in contrast to statistical software like `LogConcDEAD` which only allows up to 7 significant digits.
2. Although precision can be added, our (first) goal with Algorithm 1 is to find the correct subdivision induced by the heights. One can test several subdivisions here, therefore we say that we test the (approximate) solution against the corresponding system of equations.
3. It might happen that the  $\alpha$ -value does not immediately decrease from one loop to the next even if we have the correct system of equations. One reason is that if the next significant digit is a zero for all heights, we are computing an  $\alpha$ -value for the same point multiple times.
4. In step 1 of the above algorithm, we let  $p$  be the number of trusted significant digits of the approximate solution  $y^*$ . We have found that several of the last digits of a solution computed with `LogConcDEAD` were incorrect, in the sense that if we start our search (in Algorithm 1) earlier in the significant digits of  $y^*$  we are able to  $\alpha$ -certify some  $y^* + \varepsilon$ . In this way, we can correct for some of the imprecision of a numerical solver.

**Example 4.12.** Consider the data set  $X = (2, 5, 7)$  with weights  $w = (\frac{1}{3}, \frac{1}{2}, \frac{1}{6})$ . With this input, the package `LogConcDEAD` returns the heights

$$y^* = (y_1, y_2, y_3) = (-1.454152, -1.605833, -1.888083),$$

suggesting that there are two regions of linearity (Figure 5a). By Corollary 2.3 we need to maximize

$$S(y_1, y_2, y_3) = \frac{y_1}{3} + \frac{y_2}{2} + \frac{y_3}{6} - 3 \frac{e^{y_1} - e^{y_2}}{y_1 - y_2} - 2 \frac{e^{y_2} - e^{y_3}}{y_2 - y_3}$$

which leads to the polynomial-exponential system  $\nabla S : \mathbb{C}^3 \rightarrow \mathbb{C}^3$  given by

$$\begin{aligned} (y_1 - y_2)^2 \frac{\partial S(y_1, y_2, y_3)}{\partial y_1} &= 0 \\ (y_1 - y_2)^2 (y_2 - y_3)^2 \frac{\partial S(y_1, y_2, y_3)}{\partial y_2} &= 0 \\ (y_2 - y_3)^2 \frac{\partial S(y_1, y_2, y_3)}{\partial y_3} &= 0, \end{aligned}$$

where we have cleared denominators. The numerical solution from LogConcDEAD is not immediately  $\alpha$ -certified, but after applying Algorithm 1 we obtain the  $\alpha$ -certified solution:  $y^* + \varepsilon = (y_1, y_2, y_3) = (-1.45415181, -1.60583278, -1.88808307)$ .

**Example 4.13.** We now consider the same sample  $X = (2, 5, 7)$  with uniform weights. As discussed in Example 2.4, LogConcDEAD output suggests that the logarithm of the optimal density has a single region of linearity (Figure 5b). Can we certify this assessment? Recall that substituting  $y_2 = \frac{2}{5}y_1 + \frac{3}{5}y_3$  to  $S(y_1, y_2, y_3) = \frac{1}{3}y_1 + \frac{1}{3}y_2 + \frac{1}{3}y_3 - 3 \frac{e^{y_1} - e^{y_2}}{y_1 - y_2} - 2 \frac{e^{y_2} - e^{y_3}}{y_2 - y_3}$  gives

$$\tilde{S} = \frac{7}{15}y_1 + \frac{8}{15}y_3 - 5 \frac{e^{y_1} - e^{y_3}}{y_1 - y_3}.$$

The system of equations  $\nabla \tilde{S} = 0$  does have solutions, and we were able to check that the numerical solution  $y^*$  computed by LogConcDEAD is an  $\alpha$ -certified solution to this amended system of equations.

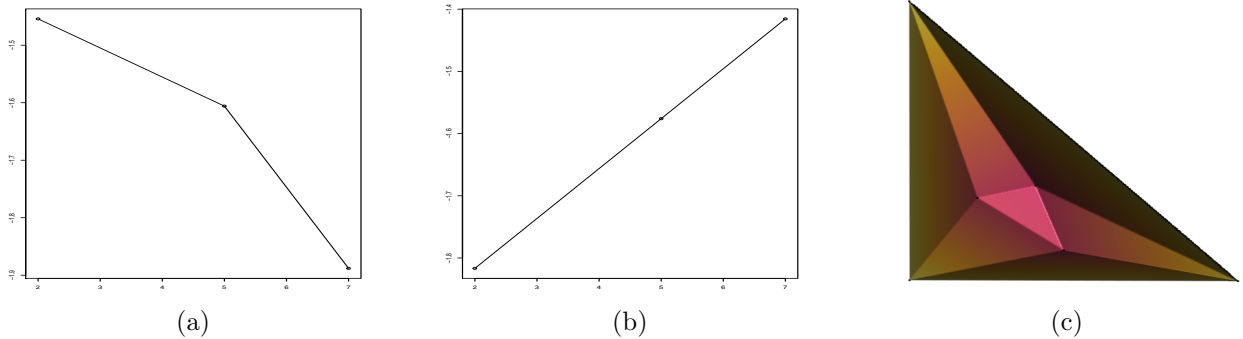


Figure 5: The height functions for (a) Example 4.12; (b) Example 4.13; (c) Example 4.15

**Example 4.14.** We used Algorithm 1 to certify the sample  $X = (0, 1, 2, \dots, n) \subset \mathbb{R}$  for weights given by the binomial distribution with  $p = 6/11$ , i.e.,  $w_i = \binom{n}{i} (6/11)^i (5/11)^{n-i}$ . Looking at the LogConcDEAD output, we suspect that the triangulation given by the points

consists of all consecutive line segments  $\{i - 1, i\}$  for  $i \in 1, 2, \dots, n$ . We therefore compute  $\alpha$ -values using the system of equations corresponding to the full triangulation. In all cases tested, we were able to certify the system for some refinement of the original `LogConcDEAD` output. In Table 1, we summarize the number of binary digits required for certification in each case. This table suggests that the complexity of  $\alpha$ -certifying increases when the number of sample points increases.

n	3	4	5	6	7
binary digits	22	23	27	31	31

Table 1: Number of binary digits needed to certify  $n + 1$  points with weights coming from an asymmetric binomial distribution.

We now present an example in two dimensions that needs more significant digits than the previous cases.

**Example 4.15.** We consider the point configuration in [46, Example 1.1], given by

$$X = ((0, 0), (0, 100), (22, 37), (36, 41), (43, 22), (100, 0)) \subset \mathbb{R}^2$$

and uniform weights. The package `LogConcDEAD` returns the heights

$$(y_1, y_2, y_3, y_4, y_5, y_6) = (-8.789569, -8.772087, -8.253580, -8.217959, -8.236983, -8.756922)$$

as the optimal solution. This gives rise to a triangulation of the convex hull of the data points with regions of linearity consisting of the triangles

$$\{1, 2, 3\}, \{1, 3, 5\}, \{1, 5, 6\}, \{2, 3, 4\}, \{2, 4, 6\}, \{3, 4, 5\}, \{4, 5, 6\},$$

in Figure 5c. This data gives an  $\alpha$ -value of  $10^{26}$ , which is much larger than the required 0.157671. However, we keep in mind that the system of equations it came from has a relatively high degree and the polynomial equations, when expanded, have between 929 and 1564 terms. We try to decrease the  $\alpha$ -value using the uniform sampling algorithm described above. We create a list of  $729 = 3^6$  points in  $\mathbb{R}^6$ , consisting of all points whose  $i$ -th coordinate is

$$y_i + \epsilon_i 2^{-14}, \epsilon_i \in \{-1, 0, 1\}.$$

After a few repetitions, this finds a point with a lower alpha value. We repeat this process, each time decreasing the exponent of 2 when creating the new test points. After 95 rounds we detect the refined point

$$\begin{pmatrix} -8.789570552675578322471018111262921 \\ -8.772086862481395608253513836856700 \\ -8.253580886913590521217040193671505 \\ -8.217957742357924329528595494315867 \\ -8.236983233544571734253428918807660 \\ -8.756919956247208359690046164738877 \end{pmatrix}$$

with alpha value 0.125519. Therefore, this new solution is  $\alpha$ -certified. Note that this number has 34 decimal digits; we have rounded digits coming from the conversion from base 2 (109 digits) after this position. Our conclusion is that the triangulation obtained by the heights in the LogConcDEAD output is certifiably correct.

**Example 4.16.** We finish our paper by returning to our motivating example 1.1 from the introduction, and consider two possible subdivisions for the regions of linearity. The first is the triangulation arising from the LogConcDEAD output with default parameters. Each simplex gives one region of linearity, though they are not necessarily distinct. This triangulation is

$$\{1, 2, 3\}, \{1, 3, 4\}, \{2, 3, 4\}, \{2, 4, 12\}, \{4, 11, 12\}, \\ \{1, 4, 11\}, \{1, 8, 11\}, \{8, 11, 13\}, \{11, 13, 14\}, \{11, 12, 14\}.$$

This is not a maximal triangulation, because the points  $x_5, x_6, x_7, x_9$  and  $x_{10}$  are not vertices of the triangulation. The alternative comes from observing four regions of linearity in Figure 1 that we also get by adjusting the precision of the software. These four regions consist of the first triangle, the second triangle, the union of the following three triangles, and the union of the remaining triangles. Unfortunately the objective functions involved have too many summands for `Mathematica` to be able to put the fractions together in order to re-write the equations according to Lemma 4.9. Our last hope is to evaluate the partial derivatives at the numerical output getting a result that is close to zero for one triangulation, and far from zero for the other. However, evaluating the critical equations at the nine independent variables in the first subdivision gives

$$(0.00628478, -0.00463058, 0.0370442, -0.0311821, -0.00584517, \\ -0.041175, 0.00691806, -0.000835791, 0.0334214),$$

while evaluating the second subdivision gives

$$(-0.00575329, -0.00311722, 0.0176023, -0.00851534, 0.000296035).$$

Both results are similar, and so we are unable to draw any solid conclusions about the exact regions of linearity. This is especially true in light of Remark 4.2. We believe this example highlights the potential for future study of exact solutions. There are several ways forward, including those explored in the current paper. We conclude with a haiku.

Our solutions fade,  
subdivisions inexact.  
A long road ahead.

**Acknowledgements.** This project started at the Summer School on Geometric and Algebraic Combinatorics at Sorbonne University in June 2019. We thank Bernd Sturmfels for the guidance with the project, Gleb Pogudin for suggesting to use Lambert functions, Ricky Liu and Cynthia Vinzant for useful discussions and comments. Grosdos was partially supported by the DFG grant GK 1916, Kombinatorische Strukturen in der Geometrie. Kubjas and Kuznetsova were partially supported by the Academy of Finland Grant 323416. Scholten was partially supported by NSF Grant DMS 1620014.



## References

- [1] Carlos Améndola, Mathias Drton, and Bernd Sturmfels. Maximum likelihood estimates for Gaussian mixtures are transcendental. In *Int. Conf. on Math. Asp. of Comput. and Inf. Sci.*, pages 579–590. Springer, 2015.
- [2] Brian Axelrod, Ilias Diakonikolas, Alistair Stewart, Anastasios Sidiropoulos, and Gregory Valiant. A polynomial time algorithm for log-concave maximum likelihood via locally exponential families. In *Adv. Neural Inform. Process. Syst. 32*, pages 7723–7735. Curran Associates, Inc., 2019.
- [3] Miriam Ayer, H. D. Brunk, G. M. Ewing, W. T. Reid, and Edward Silverman. An empirical distribution function for sampling with incomplete information. *Ann. Math. Statist.*, 26:641–647, 1955.
- [4] Mark Bagnoli and Ted Bergstrom. Log-concave probability and its applications. *Econom. Theory*, 26(2):445–469, 2005.
- [5] Alan Baker. *Transcendental number theory*. Cambridge Mathematical Library. Cambridge University Press, Cambridge, second edition, 1990.
- [6] Fadoua Balabdaoui and Jon A. Wellner. Estimation of a  $k$ -monotone density: limit distribution theory and the spline connection. *Ann. Statist.*, 35(6):2536–2564, 2007.
- [7] Fadoua Balabdaoui and Jon A. Wellner. Estimation of a  $k$ -monotone density: characterizations, consistency and minimax lower bounds. *Stat. Neerl.*, 64(1):45–70, 2010.
- [8] Daniel J. Bates, Jonathan D. Hauenstein, Andrew J. Sommese, and Charles W. Wampler. *Numerically solving polynomial systems with Bertini*, volume 25 of *Software, Environments, and Tools*. Society for Industrial and Applied Mathematics (SIAM), Philadelphia, PA, 2013.
- [9] Lenore Blum, Felipe Cucker, Michael Shub, and Steve Smale. *Complexity and real computation*. Springer-Verlag, New York, 1998. With a foreword by Richard M. Karp.
- [10] Timothy Carpenter, Ilias Diakonikolas, Anastasios Sidiropoulos, and Alistair Stewart. Near-optimal sample complexity bounds for maximum likelihood estimation of multivariate log-concave densities. In Sébastien Bubeck, Vianney Perchet, and Philippe Rigollet, editors, *Proc. 31 Conf. Learn. Theory*, volume 75 of *Proceedings of Machine Learning Research*, pages 1234–1262. PMLR, 06–09 Jul 2018.
- [11] Ventsislav Chonev, Joël Ouaknine, and James Worrell. On recurrent reachability for continuous linear dynamical systems. In *Proc. of the 31st Annual ACM-IEEE Symposium on Logic in Computer Science (LICS 2016)*, page 10. ACM, New York, 2016.
- [12] Ventsislav Chonev, Joël Ouaknine, and James Worrell. On the Skolem problem for continuous linear dynamical systems. In *43rd International Colloquium on Automata, Languages, and Programming*, volume 55 of *LIPICs. Leibniz Int. Proc. Inform.*, pages Art. No. 100, 13. Schloss Dagstuhl. Leibniz-Zent. Inform., Wadern, 2016.

- [13] Madeleine Cule, Robert Gramacy, and Richard Samworth. LogConcDEAD: An R package for maximum likelihood estimation of a multivariate log-concave density. *J. Stat. Software*, 29(2), 2009.
- [14] Madeleine Cule and Richard Samworth. Theoretical properties of the log-concave maximum likelihood estimator of a multidimensional density. *Electron. J. Stat.*, 4:254–270, 2010.
- [15] Madeleine Cule, Richard Samworth, and Michael Stewart. Maximum likelihood estimation of a multi-dimensional log-concave density. *J. R. Stat. Soc. Ser. B Stat. Methodol.*, 72(5):545–607, 2010.
- [16] Anindya De, Philip M. Long, and Rocco A. Servedio. Density estimation for shift-invariant multidimensional distributions. In *10th Innovations in Theoretical Computer Science*, volume 124 of *LIPICs. Leibniz Int. Proc. Inform.*, pages Art. No. 28, 20. Schloss Dagstuhl. Leibniz-Zent. Inform., Wadern, 2019.
- [17] Jesús A. De Loera, Jörg Rambau, and Francisco Santos. *Triangulations*, volume 25 of *Algorithms and Computation in Mathematics*. Springer-Verlag, Berlin, 2010. Structures for algorithms and applications.
- [18] Ilias Diakonikolas, Daniel M. Kane, and Alistair Stewart. Learning multivariate log-concave distributions. In Satyen Kale and Ohad Shamir, editors, *Proc. 2017 Conf. Learn. Theory*, volume 65 of *Proceedings of Machine Learning Research*, pages 711–727, Amsterdam, Netherlands, 07–10 Jul 2017. PMLR.
- [19] Charles R. Doss and Jon A. Wellner. Global rates of convergence of the MLEs of log-concave and  $s$ -concave densities. *Ann. Statist.*, 44(3):954–981, 2016.
- [20] Lutz Dümbgen and Kaspar Rufibach. Maximum likelihood estimation of a log-concave density and its distribution function: basic properties and uniform consistency. *Bernoulli*, 15(1):40–68, 2009.
- [21] Lutz Dümbgen and Kaspar Rufibach. logcondens: Computations related to univariate log-concave density estimation. *J. Stat. Software*, 39(6):1–28, 2011.
- [22] Lutz Dümbgen, Richard Samworth, and Dominic Schuhmacher. Approximation by log-concave distributions, with applications to regression. *Ann. Statist.*, 39(2):702–730, 2011.
- [23] P. P. B. Eggermont and V. N. LaRiccia. Maximum likelihood estimation of smooth monotone and unimodal densities. *Ann. Statist.*, 28(3):922–947, 2000.
- [24] P. P. B. Eggermont and V. N. LaRiccia. *Maximum penalized likelihood estimation. Vol. I*. Springer Series in Statistics. Springer-Verlag, New York, 2001. Density estimation.
- [25] Evelyn Fix and J.L. Hodges Jr. *Discriminatory analysis: nonparametric discrimination, consistency properties*. USAF school of Aviation Medicine, Randolph Field, Texas, 1951.

- [26] Ulf Grenander. On the theory of mortality measurement. II. *Skand. Aktuarietidskr.*, 39:125–153 (1957), 1956.
- [27] Piet Groeneboom and Geurt Jongbloed. *Nonparametric estimation under shape constraints*, volume 38 of *Cambridge Series in Statistical and Probabilistic Mathematics*. Cambridge University Press, New York, 2014. Estimators, algorithms and asymptotics.
- [28] Piet Groeneboom, Geurt Jongbloed, and Jon A. Wellner. Estimation of a convex function: characterizations and asymptotic theory. *Ann. Statist.*, 29(6):1653–1698, 2001.
- [29] Jonathan D. Hauenstein and Viktor Levandovskyy. Certifying solutions to square systems of polynomial-exponential equations. *J. Symbolic Comput.*, 79(part 3):575–593, 2017.
- [30] Jonathan D. Hauenstein and Frank Sottile. Algorithm 921: alphaCertified: certifying solutions to polynomial systems. *ACM Trans. Math. Software*, 38(4):Art. 28, 20, 2012.
- [31] Arlene K. H. Kim, Adityanand Guntuboyina, and Richard J. Samworth. Adaptation in log-concave density estimation. *Ann. Statist.*, 46(5):2279–2306, 2018.
- [32] Arlene K. H. Kim and Richard J. Samworth. Global rates of convergence in log-concave density estimation. *Ann. Statist.*, 44(6):2756–2779, 2016.
- [33] Gil Kur, Yuval Dagan, and Alexander Rakhlin. Optimality of maximum likelihood for log-concave density estimation and bounded convex regression. *arXiv preprint arXiv:1903.05315*, 2019.
- [34] Yu Liu and Yong Wang. *cnmled: Maximum Likelihood Estimation of a Log-Concave Density Function*, 2018. R package version 1.2-0.
- [35] Aude Maignan. Solving one and two-dimensional exponential polynomial systems. In *Proc. of the 1998 Int. Symp. Symb. and Algebr. Comput.*, ISSAC '98, pages 215–221, New York, NY, USA, 1998. ACM.
- [36] Aude Maignan and Tony C. Scott. Fleshing out the generalized Lambert  $W$  function. *ACM Commun. Comput. Algebra*, 50(2):45–60, 2016.
- [37] Scott McCallum and Volker Weispfenning. Deciding polynomial-transcendental problems. *J. Symbolic Comput.*, 47(1):16–31, 2012.
- [38] István Mező. r-Lambert-function. <https://github.com/IstvanMezo/r-Lambert-function>, 2017.
- [39] István Mező and Árpád Baricz. On the generalization of the Lambert  $W$  function. *Trans. Amer. Math. Soc.*, 369(11):7917–7934, 2017.
- [40] Jayanta Kumar Pal, Michael Woodroffe, and Mary Meyer. Estimating a Polya frequency function<sub>2</sub>. In *Complex datasets and inverse problems*, volume 54 of *IMS Lecture Notes Monogr. Ser.*, pages 239–249. Inst. Math. Statist., Beachwood, OH, 2007.

- [41] Emanuel Parzen. On estimation of a probability density function and mode. *Ann. Math. Statist.*, 33:1065–1076, 1962.
- [42] Fabian Rathke. Fast multivariate log-concave density estimation in r. <https://github.com/FabianRathke/fmlogcondens>, 2018.
- [43] Fabian Rathke and Christoph Schnörr. Fast multivariate log-concave density estimation. *arXiv preprint arXiv:1805.07272*, 2018.
- [44] Daniel Richardson. Roots of real exponential functions. *J. London Math. Soc. (2)*, 28(1):46–56, 1983.
- [45] Elina Robeva, Bernd Sturmfels, Ngoc Tran, and Caroline Uhler. Maximum likelihood estimation for totally positive log-concave densities. *arXiv preprint arXiv:1806.10120*, 2018.
- [46] Elina Robeva, Bernd Sturmfels, and Caroline Uhler. Geometry of log-concave density estimation. *Discrete Comput. Geom.*, 61(1):136–160, 2019.
- [47] Murray Rosenblatt. Remarks on some nonparametric estimates of a density function. *Ann. Math. Statist.*, 27:832–837, 1956.
- [48] Kaspar Rufibach. Computing maximum likelihood estimators of a log-concave density function. *J. Stat. Comput. Simul.*, 77(7-8):561–574, 2007.
- [49] Richard J. Samworth. Recent progress in log-concave density estimation. *Statist. Sci.*, 33(4):493–509, 2018.
- [50] David W Scott. *Multivariate density estimation: theory, practice, and visualization*. Wiley Series in Probability and Statistics. John Wiley & Sons, Hoboken, New Jersey, second edition, 2015.
- [51] Michael Shub and Steve Smale. Complexity of Bézout’s theorem. I. Geometric aspects. *J. Amer. Math. Soc.*, 6(2):459–501, 1993.
- [52] B. W. Silverman. *Density estimation for statistics and data analysis*. Monographs on Statistics and Applied Probability. Chapman & Hall, London, 1998.
- [53] Steve Smale. Newton’s method estimates from data at one point. In *The merging of disciplines: new directions in pure, applied, and computational mathematics*, pages 185–196. Springer, New York, 1986.
- [54] Alexandre B. Tsybakov. *Introduction to nonparametric estimation*. Springer Series in Statistics. Springer, New York, 2009. Revised and extended from the 2004 French original, Translated by Vladimir Zaiats.
- [55] G. Walter and J. Blum. Probability density estimation using delta sequences. *Ann. Statist.*, 7(2):328–340, 1979.

- [56] Guenther Walther. Detecting the presence of mixing with multiscale maximum likelihood. *J. Amer. Statist. Assoc.*, 97(458):508–513, 2002.
- [57] Ming Xu, Zhi-Bin Li, and Lu Yang. Quantifier elimination for a class of exponential polynomial formulas. *J. Symbolic Comput.*, 68:146–168, 2015.

Authors' affiliations:

Alexandros Grosdos, Institute for Mathematics, Osnabrück University,  
algrdoskou@uni-osnabrueck.de

Alexander Heaton, Max Planck Institute for Mathematics in the Sciences, Leipzig, and  
Technische Universität Berlin,  
heaton@mis.mpg.de, alexheaton2@gmail.com

Kaie Kubjas, Department of Mathematics and Systems Analysis, Aalto University,  
kaie.kubjas@aalto.fi

Olga Kuznetsova, Department of Mathematics and Systems Analysis, Aalto University,  
olga.kuznetsova@aalto.fi

Georgy Scholten, Department of Mathematics, North Carolina State University,  
ghscholt@ncsu.edu

Miruna-Stefana Sorea, Max Planck Institute for Mathematics in the Sciences, Leipzig,  
sorea@mis.mpg.de, miruna.stefana.sorea@gmail.com