

# Local Immunodeficiency: Role on Neutral Viruses

Leonid Bunimovich<sup>a</sup>, Longmei Shu<sup>b,\*</sup>

<sup>a</sup>*School of Mathematics, Georgia Institute of Technology, Atlanta, GA 30332-0160 USA*

<sup>b</sup>*Mathematics & Science Center, Suite W401, 400 Dowman Drive, Atlanta, Georgia 30322*

---

## Abstract

This paper analyzes the role of neutral viruses in the phenomenon of local immunodeficiency. We show that, even in the absence of altruistic viruses, neutral viruses can support the existence of persistent viruses, and thus local immunodeficiency. However, in all such cases neutral viruses can maintain only bounded (relatively small) concentration of persistent viruses. Moreover, in all such cases the state of local immunodeficiency could only be marginally stable, while it is known that altruistic viruses can maintain stable local immunodeficiency. In this respect we demonstrate a new minimal cross-immunoreactivity network where a stable and robust state of local immunodeficiency can be maintained.

*Keywords:* cross-immunoreactivity network, local immunodeficiency, neutral viruses

---

## 1. Introduction

Local immunodeficiency (LI) is a recently discovered phenomenon [1] that appears in diseases characterised by cross-immunoreactivity of the corresponding pathogens (viruses). Examples of such diseases include Hepatitis C, HIV, dengue, influenza, etc [2, 3, 4, 5, 6, 7, 8, 9]. The phenomenon of local immunodeficiency means that some persistent antigens (viruses) manage to escape immune response because they are protected by altruistic viruses that take virtually all the response of the host's immune system on themselves. This discovery was made through the (numerical) analysis of a new model of Hepatitis C dynamics (evolution) that explained clinical and experimental observations that previous evolution models (and theory) of Hepatitis C failed to explain. Remarkably this new mathematical model contains fewer (types of) variables than previous ones [6]. Yet this new model makes much more delicate exploration of the well-known phenomenon of cross-immunoreactivity than all previous evolution models of infectious diseases, including the fundamental dynamics model of HIV [7, 8, 9]. Namely, it does not assume that all cross-immunoreactivity interactions between different antigens (viruses) have the

---

\*Corresponding author

*Email addresses:* bunimovh@math.gatech.edu (Leonid Bunimovich), lshu5@emory.edu (Longmei Shu)

same (equal) strength. This was experimentally verified for Hepatitis C in CDC [3, 2] before a final structure of a new model was created [1].

A striking discovery made in analyzing the dynamics of this model was that all intrahost viruses fall into one of three classes at equilibrium state. The first class consists of persistent viruses that have the highest concentrations but the immune response against them is virtually zero. Therefore the host's immune system demonstrates immunodeficiency against these persistent viruses. The second class of so called altruistic viruses is characterized by extremely low (virtually zero) concentrations. Almost all strength of the immune response goes to these altruistic viruses. This becomes possible because of special locations and structure of connections between persistent and altruistic viruses in the intrahost cross-immunoreactivity (CR) network of viruses (antigens) [1]. Each of these two types of viruses comprise a very small (a few percent) part of all intrahost viruses. The rest of viruses (which comprise about 90% of all) are called neutral.

The host's immune system demonstrates immunodeficiency against persistent viruses because of their special positions within the intrahost CR network (CRN) and their connections to altruistic viruses [1]. This is where the term "local immunodeficiency" comes from.

Paper [10] shows that the phenomenon of local immunodeficiency is typically stable and robust under various realistic conditions. Moreover, it is shown that stable and robust local immunodeficiency can already occur in very small CR networks consisting of just three nodes. This result certainly proposes a challenge to synthetic biology to create such small networks. These results attracted quite a lot of attention. It is worthwhile to mention, however, that existence of altruism in viruses predicted in [1] was not really demonstrated in generally very interesting recent paper [11]. Indeed, altruists should sacrifice themselves for others (as [1] demonstrated) but the viruses called altruistic in [11] help themselves and also some other viruses. It is not altruism. In fact, true altruists sacrifice themselves in order to help others rather than helping themselves and, as a result, also helping others.

In the present paper we analyze the role of neutral viruses in CR networks and their ability to maintain persistent viruses, i.e. to generate local immunodeficiency. The question whether and why neutral viruses are needed to create and maintain local immunodeficiency remained unanswered in previous studies. We show that an answer to this natural question is nontrivial and unexpected (as is essentially everything in the studies of the phenomenon of local immunodeficiency so far). Namely neutral viruses (without the presence of altruistic viruses) could maintain only marginally stable state of a local immunodeficiency. Moreover, without altruistic viruses the population of persistent viruses can not be large and is bounded from above by exact computed values.

We also present here a new minimal (three-node) CRN with a stable and robust state of a local immunodeficiency. This one and the one found in [10] are the only two CRNs with just three types of viruses which maintain a stable and robust local immunodeficiency.

## 2. Model of evolution of a disease with heterogeneous CRN

In this section we define the model of the HC evolution introduced in [1]. It is important to stress again that this model is applicable to any disease with cross-immunoreactivity.

Consider an immunological model, which contains a population of  $n$  viral antigenic variants  $x_i$  inducing  $n$  immune responses  $r_i$  in the form of antibodies (Abs). The viral variants exhibit CR which results in a CR network. The latter can be represented as a directed graph  $G_{CRN} = (V, E)$ , with vertices corresponding to viral variants and directed edges connecting CR variants. Because not all interactions with Ab lead to neutralization, we consider two sets of weight functions for the CRN. These functions are defined by immune neutralization and immune stimulation matrices  $U = (u_{ij})_{i,j=1}^n$  and  $V = (v_{ij})_{i,j=1}^n$ , where  $0 \leq u_{ij}, v_{ij} \leq 1$ ;  $u_{ij}$  represents the binding affinity of Ab to  $j$  ( $r_j$ ) with the  $i$ -th variant; and  $v_{ij}$  reflects the strength of stimulation of Ab to  $j$  ( $r_j$ ) by the  $i$ -th variant. The immune response  $r_i$  against variant  $x_i$  is neutralizing; i.e.,  $u_{ii} = v_{ii} = 1$ . The evolution of the antigens (viruses) and antibodies populations is given by the following system of ordinary differential equations [1, 10].

$$\begin{aligned} \dot{x}_i &= f_i x_i - p x_i \sum_{j=1}^n u_{ji} r_j, \quad i = 1, \dots, n, \\ \dot{r}_i &= c \sum_{j=1}^n x_j \frac{v_{ji} r_i}{\sum_{k=1}^n v_{jk} r_k} - b r_i, \quad i = 1, \dots, n. \end{aligned} \tag{1}$$

The viral variant  $x_i$  replicates at the rate  $f_i$  and is eliminated by the immune responses  $r_j$  at the rates  $p u_{ji} r_j$ . The immune responses  $r_i$  are stimulated by the  $j$ -th variant at the rates  $c g_{ji} x_j$ , where  $g_{ji} = \frac{v_{ji} r_i}{\sum_{k=1}^n v_{jk} r_k}$  represents the probability of stimulation of the immune response  $r_i$  by the variant  $x_j$ . This model (as in [1]) allows us to incorporate the phenomenon of the original antigenic sin [12, 13, 14, 15, 16, 17], which states that  $x_i$  preferentially stimulates preexisting immune responses capable of binding to  $x_i$ . The immune response  $r_i$  decays at rate  $b$  in the absence of stimulation.

Here we consider the situation where the immune stimulation and neutralization coefficients are equal to constants  $\alpha$  and  $\beta$ , respectively. To be more specific, both the immune neutralization and stimulation matrices are completely defined by the structure of the CRN, i.e.,

$$U = \text{Id} + \beta A^T, V = \text{Id} + \alpha A,$$

where  $A$  is the adjacency matrix of  $G_{CRN}$ . In the absence of CR among viral variants the system reduces to the model developed in [4] for heterogeneous viral population. Because the neutralization of an antigen may require more than one antibodies, we assume that  $0 < \beta = \alpha^k < \alpha < 1$  [1]. It is important to mention that we analyze a more general model here than the one studied in [1], where it was assumed that all viruses replicate at the same rate.

### 3. A new minimal network with stable local immunodeficiency

Consider the following network with 3 types of viruses.



Figure 1: Symmetric CRN

The adjacency matrix and corresponding neutralization and stimulation matrices are

$$A = \begin{pmatrix} 0 & 1 & 0 \\ 0 & 0 & 0 \\ 0 & 1 & 0 \end{pmatrix}, U = \begin{pmatrix} 1 & 0 & 0 \\ \beta & 1 & \beta \\ 0 & 0 & 1 \end{pmatrix}, V = \begin{pmatrix} 1 & \alpha & 0 \\ 0 & 1 & 0 \\ 0 & \alpha & 1 \end{pmatrix}.$$

The model of population evolution for this network is

$$\begin{cases} \dot{x}_1 = f_1 x_1 - p x_1 (r_1 + \beta r_2), \\ \dot{x}_2 = f_2 x_2 - p x_2 r_2, \\ \dot{x}_3 = f_3 x_3 - p x_3 (\beta r_2 + r_3), \\ \dot{r}_1 = c \frac{x_1 r_1}{r_1 + \alpha r_2} - b r_1, \\ \dot{r}_2 = c \left( \frac{\alpha x_1 r_2}{r_1 + \alpha r_2} + \frac{x_2 r_2}{r_2} + \frac{\alpha x_3 r_2}{\alpha r_2 + r_3} \right) - b r_2, \\ \dot{r}_3 = c \frac{x_3 r_3}{\alpha r_2 + r_3} - b r_3. \end{cases}$$

The Jacobian of this model is

$$J = \begin{pmatrix} A_J & B \\ C & D \end{pmatrix}, A_J = \begin{pmatrix} f_1 - p(r_1 + \beta r_2) & 0 & 0 \\ 0 & f_2 - p r_2 & 0 \\ 0 & 0 & f_3 - p(\beta r_2 + r_3) \end{pmatrix},$$

$$B = \begin{pmatrix} -p x_1 & -p \beta x_1 & 0 \\ 0 & -p x_2 & 0 \\ 0 & -p \beta x_3 & -p x_3 \end{pmatrix}, C = \begin{pmatrix} \frac{c r_1}{r_1 + \alpha r_2} & 0 & 0 \\ \frac{c \alpha r_2}{r_1 + \alpha r_2} & c & \frac{c \alpha r_2}{\alpha r_2 + r_3} \\ 0 & 0 & \frac{c r_3}{\alpha r_2 + r_3} \end{pmatrix},$$

$$D = \begin{pmatrix} \frac{c x_1 \alpha r_2}{(r_1 + \alpha r_2)^2} - b & -\frac{c \alpha x_1 r_1}{(r_1 + \alpha r_2)^2} & 0 \\ -\frac{c \alpha x_1 r_2}{(r_1 + \alpha r_2)^2} & \frac{c \alpha x_1 r_1}{(r_1 + \alpha r_2)^2} + \frac{c \alpha x_3 r_3}{(\alpha r_2 + r_3)^2} - b & -\frac{c \alpha x_3 r_2}{(\alpha r_2 + r_3)^2} \\ 0 & -\frac{c \alpha x_2 r_3}{(\alpha r_2 + r_3)^2} & \frac{c x_3 \alpha r_2}{(\alpha r_2 + r_3)^2} - b \end{pmatrix}.$$

Based on the observation that altruistic nodes should have the highest in-degree ([1, 10]), we will be looking for a fixed point where node 2 is altruistic. Since node 1 and 3 are symmetric, without loss of generality we pick one of them to be persistent and the other one to be neutral, i.e.

$$x_2 = 0, r_2 > 0, x_1 > 0, r_1 = 0, x_3 > 0, r_3 > 0.$$

The fixed point is

$$r_1 = 0, r_2 = \frac{f_1}{p\beta}, r_3 = \frac{f_3 - f_1}{p} > 0, f_3 > f_1.$$

$$x_1 = (br_2 - \frac{c\alpha x_3 r_2}{\alpha r_2 + r_3}) \frac{r_1 + \alpha r_2}{c\alpha r_2} = \frac{b}{c} r_2 (1 - \alpha), x_2 = 0, x_3 = \frac{b}{c} (\alpha r_2 + r_3).$$

Let's look at the Jacobian at this fixed point.

$$A_J = \begin{pmatrix} 0 & 0 & 0 \\ 0 & f_2 - pr_2 & 0 \\ 0 & 0 & 0 \end{pmatrix}, B = \begin{pmatrix} -px_1 & -p\beta x_1 & 0 \\ 0 & 0 & 0 \\ 0 & -p\beta x_3 & -px_3 \end{pmatrix},$$

$$C = \begin{pmatrix} 0 & 0 & 0 \\ c & c & \frac{car_2}{\alpha r_2 + r_3} \\ 0 & 0 & \frac{cr_3}{\alpha r_2 + r_3} \end{pmatrix}, D = \begin{pmatrix} \frac{cx_1}{\alpha r_2} - b & 0 & 0 \\ -\frac{cx_1}{\alpha r_2} & \frac{c\alpha x_3 r_3}{(\alpha r_2 + r_3)^2} - b & -\frac{c\alpha x_3 r_2}{(\alpha r_2 + r_3)^2} \\ 0 & -\frac{c\alpha x_3 r_3}{(\alpha r_2 + r_3)^2} & \frac{cx_3 \alpha r_2}{(\alpha r_2 + r_3)^2} - b \end{pmatrix},$$

$$J = \begin{pmatrix} 0 & 0 & 0 & -px_1 & -p\beta x_1 & 0 \\ 0 & f_2 - pr_2 & 0 & 0 & 0 & 0 \\ 0 & 0 & 0 & 0 & -p\beta x_3 & -px_3 \\ 0 & 0 & 0 & \frac{b}{\alpha} - 2b & 0 & 0 \\ c & c & \frac{car_2}{\alpha r_2 + r_3} & \frac{b}{\alpha} - b & \frac{bar_3}{\alpha r_2 + r_3} - b & -\frac{bar_2}{\alpha r_2 + r_3} \\ 0 & 0 & \frac{cr_3}{\alpha r_2 + r_3} & 0 & -\frac{bar_3}{\alpha r_2 + r_3} & -\frac{br_3}{\alpha r_2 + r_3} \end{pmatrix}.$$

Let  $\lambda_1 = f_2 - pr_2 = f_2 - f_1/\beta$ ,  $\lambda_2 = \frac{b}{\alpha} - 2b$ .

$$\det(J - \lambda I) = (\lambda - \lambda_1)(\lambda - \lambda_2) \begin{vmatrix} -\lambda & 0 & -p\beta x_1 & 0 \\ 0 & -\lambda & -p\beta x_3 & -px_3 \\ c & \frac{car_2}{\alpha r_2 + r_3} & \frac{bar_3}{\alpha r_2 + r_3} - b - \lambda & -\frac{bar_2}{\alpha r_2 + r_3} \\ 0 & \frac{cr_3}{\alpha r_2 + r_3} & -\frac{bar_3}{\alpha r_2 + r_3} & -\frac{br_3}{\alpha r_2 + r_3} - \lambda \end{vmatrix}$$

$$= (\lambda - \lambda_1)(\lambda - \lambda_2)P(\lambda).$$

$$P(\lambda) = -\lambda \begin{vmatrix} -\lambda & -p\beta x_3 & -px_3 \\ \frac{car_2}{\alpha r_2 + r_3} & \frac{bar_3}{\alpha r_2 + r_3} - b - \lambda & -\frac{bar_2}{\alpha r_2 + r_3} \\ \frac{cr_3}{\alpha r_2 + r_3} & -\frac{bar_3}{\alpha r_2 + r_3} & -\frac{br_3}{\alpha r_2 + r_3} - \lambda \end{vmatrix} - p\beta x_1 \begin{vmatrix} 0 & -\lambda & -px_3 \\ c & \frac{car_2}{\alpha r_2 + r_3} & -\frac{bar_2}{\alpha r_2 + r_3} \\ 0 & \frac{cr_3}{\alpha r_2 + r_3} & -\frac{br_3}{\alpha r_2 + r_3} - \lambda \end{vmatrix}$$

$$= -\lambda \begin{vmatrix} -\lambda & -p\beta x_3 & -px_3 \\ \frac{car_2}{\alpha r_2 + r_3} & \frac{bar_3}{\alpha r_2 + r_3} - b - \lambda & -\frac{bar_2}{\alpha r_2 + r_3} \\ c & -b - \lambda & -b - \lambda \end{vmatrix} + cp\beta x_1 \begin{vmatrix} -\lambda & -px_3 \\ \frac{cr_3}{\alpha r_2 + r_3} & -\frac{br_3}{\alpha r_2 + r_3} - \lambda \end{vmatrix}$$

$$= cp\beta x_1 (\lambda^2 + \frac{br_3}{\alpha r_2 + r_3} \lambda + \frac{pcx_3 r_3}{\alpha r_2 + r_3}) + \lambda^2 \begin{vmatrix} \frac{bar_3}{\alpha r_2 + r_3} - b - \lambda & -\frac{bar_2}{\alpha r_2 + r_3} \\ -b - \lambda & -b - \lambda \end{vmatrix}$$

$$- \lambda p\beta x_3 \begin{vmatrix} \frac{car_2}{\alpha r_2 + r_3} & -\frac{bar_2}{\alpha r_2 + r_3} \\ c & -b - \lambda \end{vmatrix} + \lambda p x_3 \begin{vmatrix} \frac{car_2}{\alpha r_2 + r_3} & \frac{bar_3}{\alpha r_2 + r_3} - b - \lambda \\ c & -b - \lambda \end{vmatrix}$$

$$\begin{aligned}
&= bf_1(1-\alpha)(\lambda^2 + \frac{br_3}{ar_2+r_3}\lambda + bpr_3) + \lambda^2(-b-\lambda)(\frac{bar_3}{ar_3+r_3} - b - \lambda + \frac{bar_2}{ar_2+r_3}) \\
&\quad - \lambda p\beta x_3(-\frac{car_2}{ar_2+r_3}\lambda - \frac{bcar_2}{ar_2+r_3} + \frac{bcar_2}{ar_2+r_3}) + \lambda px_3(-\frac{car_2}{ar_2+r_3}\lambda - \frac{bcar_2}{ar_2+r_3} - \frac{bcar_3}{ar_2+r_3} + bc + c\lambda) \\
&= bf_1(1-\alpha)(\lambda^2 + \frac{bf_3}{ar_2+r_3}\lambda + bpr_3) + \lambda^2(\lambda+b)(\lambda+b - \frac{b\alpha(r_2+r_3)}{ar_2+r_3}) + \lambda p\beta x_3 \frac{car_2}{ar_2+r_3} \lambda \\
&\quad + px_3\lambda[\frac{cr_3}{ar_2+r_3}\lambda + \frac{bcr_3(1-\alpha)}{ar_2+r_3}] \\
&= bf_1(1-\alpha)(\lambda^2 + \frac{br_3}{ar_2+r_3}\lambda + bpr_3) + \lambda^2(\lambda+b)(\lambda + \frac{br_3(1-\alpha)}{ar_2+r_3}) + \lambda^2 p\beta ar_2 b + px_3\lambda[\frac{cr_3}{ar_2+r_3}\lambda + \frac{bcr_3(1-\alpha)}{ar_2+r_3}] \\
&= \alpha bf_1\lambda^2 + bf_1(1-\alpha)(\lambda^2 + \frac{br_3}{ar_2+r_3}\lambda + bpr_3) + \lambda^2(\lambda+b)(\lambda + \frac{br_3(1-\alpha)}{ar_2+r_3}) + px_3\lambda[\frac{cr_3}{ar_2+r_3}\lambda + \frac{bcr_3(1-\alpha)}{ar_2+r_3}].
\end{aligned}$$

All the coefficients of the polynomial  $P(\lambda)$  are positive. Therefore it can not have positive real roots. Combining all conditions on the parameters  $f_3 > f_1, \lambda_1 = f_2 - f_1/\beta < 0, \lambda_2 = b/\alpha - 2b < 0$ , one gets  $\beta f_2 < f_1 < f_3, \alpha > 1/2$ .

We present now some numerical examples where the LI is stable:

1.  $f_1 = 2, f_2 = 3, f_3 = 3, p = 2, c = 1, b = 3, \alpha = 2/3, \beta = 4/9$ . With these parameters,  $\lambda_1 = \lambda_2 = -1.5$ ,  $P(\lambda)$  has 2 pairs of complex roots, both with negative real parts.
2.  $f_1 = 2, f_2 = 2, f_3 = 3, p = 2, c = 1, b = 1, \alpha = 3/4, \beta = 9/16$ . Under such parameters,  $\lambda_1 = -14/9 < 0, \lambda_2 = -2/3 < 0$ ,  $P(\lambda)$  has 2 pairs of complex roots, both with negative real parts.

By continuity this fixed point is stable on a positive measure set in the parameter space.

Compare this network in Fig. 1 to the network with stable and robust local immunodeficiency found in [10] (Fig. 2).

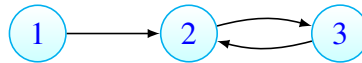


Figure 2: branch-cycle CRN

The new network in Fig. 1 is even simpler than the branch-cycle CRN. Indeed both networks contain three types of viruses but the symmetric CRN contains fewer edges. Removing the edge that does not affect the largest in-degree keeps the stable local immunodeficiency. This network under consideration is a new minimal network with stable local immunodeficiency.

#### 4. The role of neutral viruses

We are interested in the role of neutral viruses in local immunodeficiency, i.e. whether neutral viruses alone, without altruistic viruses, can sustain stable local immunodeficiency. Keep in mind that persistent nodes represent types of viruses whose concentration is high but immune response against them is zero, and neutral nodes are the ones where both the virus and the antibody population are positive. From now on we are going to use the red color to represent persistent nodes and green color for neutral nodes in graphs.

Consider at first the simplest CR network consisting of just one persistent and one neutral node. It is an asymmetric network, where the persistent node is connected to the neutral one. Dynamics equations for evolution of this system are




Figure 3: size 2 CRN

$$\begin{cases} \dot{x}_1 = f_1 x_1 - p x_1 (r_1 + \beta r_2) \\ \dot{x}_2 = f_2 x_2 - p x_2 r_2 \\ \dot{r}_1 = c x_1 \frac{r_1}{r_1 + a r_2} - b r_1 \\ \dot{r}_2 = c (x_1 \frac{a r_2}{r_1 + a r_2} + x_2) - b r_2 \end{cases}$$

A family of fixed points where node 1 is persistent and node 2 is neutral is given by the following relations.

$$f_1 = \beta f_2, 0 < x_1 < \frac{b f_2}{c p}, x_2 = \frac{b f_2}{c p} - x_1, r_1 = 0, r_2 = \frac{f_2}{p}$$

The Jacobian of the system is

$$J = \begin{pmatrix} f_1 - p(r_1 + \beta r_2) & 0 & -p x_1 & -p \beta x_1 \\ 0 & f_2 - p r_2 & 0 & -p x_2 \\ \frac{c r_1}{r_1 + a r_2} & 0 & \frac{c x_1 a r_2}{(r_1 + a r_2)^2} - b & -\frac{c x_1 a r_1}{(r_1 + a r_2)^2} \\ \frac{c a r_2}{r_1 + a r_2} & c & -\frac{c x_1 a r_2}{(r_1 + a r_2)^2} & \frac{c x_1 a r_1}{(r_1 + a r_2)^2} - b \end{pmatrix},$$

At the fixed points of interest, we have

$$J = \begin{pmatrix} 0 & 0 & -p x_1 & -p \beta x_1 \\ 0 & 0 & 0 & -p x_2 \\ 0 & 0 & \frac{c x_1}{a r_2} - b & 0 \\ c & c & -\frac{c x_1}{a r_2} & -b \end{pmatrix}.$$

Let  $\lambda_1 = \frac{cx_1}{ar_2} - b$ , then

$$\begin{aligned}\det(J - \lambda I) &= \det \begin{pmatrix} -\lambda & 0 & -px_1 & -p\beta x_1 \\ 0 & -\lambda & 0 & -px_2 \\ 0 & 0 & \lambda_1 - \lambda & 0 \\ c & c & -\frac{cx_1}{ar_2} & -b - \lambda \end{pmatrix} = (\lambda_1 - \lambda) \det \begin{pmatrix} -\lambda & 0 & -p\beta x_1 \\ 0 & -\lambda & -px_2 \\ c & c & -b - \lambda \end{pmatrix} \\ &= (\lambda - \lambda_1)[\lambda(\lambda^2 + b\lambda + cp x_2) + p\beta x_1 c \lambda] = \lambda(\lambda - \lambda_1)[\lambda^2 + b\lambda + cp(x_2 + \beta x_1)] \\ &= \lambda(\lambda - \lambda_1)P(\lambda). \\ \lambda_1 &= \frac{cx_1}{ar_2} - b = \frac{cp}{\alpha f_2} x_1 - b < \frac{b}{\alpha} - b.\end{aligned}$$

All coefficients of the quadratic polynomial  $P(\lambda)$  are positive. Therefore its roots are either real, negative or complex with negative real parts. Depending on the value of  $x_1$ , eigenvalue  $\lambda_1$  could be positive or negative. And for every fixed point in the family, the Jacobian has a 0 eigenvalue. This means that the corresponding state (fixed point with local immunodeficiency) is never stable but it could be marginally stable (because of the zero eigenvalue). However in this case the concentration of persistent viruses cannot exceed some fixed value.

Indeed for this family of fixed points, when  $x_1$  is small ( $x_1 < \alpha \frac{bf_2}{cp}$ ) the fixed points are stable on the subspace  $f_1 = \beta f_2$ ; and when  $x_1$  is big ( $\alpha \frac{bf_2}{cp} < x_1 < \frac{bf_2}{cp}$ ) the fixed points are unstable. It should be contrasted with the results of [10] where with the presence of an altruistic node local immunodeficiency could be stable (rather than marginally stable) and there is no bound on the concentration of persistent viruses.

We consider now a larger network with one persistent and two neutral nodes.



Figure 4: size 3 CRN

The adjacency matrix, neutralization and stimulation matrices are

$$A = \begin{pmatrix} 0 & 1 & 1 \\ 0 & 0 & 0 \\ 0 & 0 & 0 \end{pmatrix}, U = \begin{pmatrix} 1 & 0 & 0 \\ \beta & 1 & 0 \\ \beta & 0 & 1 \end{pmatrix}, V = \begin{pmatrix} 1 & \alpha & \alpha \\ 0 & 1 & 0 \\ 0 & 0 & 1 \end{pmatrix}.$$

The population growth equations are

$$\begin{cases} \dot{x}_1 = f_1 x_1 - p x_1 (r_1 + \beta r_2 + \beta r_3) \\ \dot{x}_2 = f_2 x_2 - p x_2 r_2 \\ \dot{x}_3 = f_3 x_3 - p x_3 r_3 \\ \dot{r}_1 = c x_1 \frac{r_1}{r_1 + ar_2 + ar_3} - b r_1 \\ \dot{r}_2 = c x_1 \frac{ar_2}{r_1 + ar_2 + ar_3} + c x_2 - b r_2 \\ \dot{r}_3 = c x_1 \frac{ar_3}{r_1 + ar_2 + ar_3} + c x_3 - b r_3 \end{cases}$$



A family of fixed points for this network is given via the following relations

$$f_1 = \beta(f_2 + f_3), 0 < x_1 < \frac{b}{c}(r_2 + r_3), x_2 = \frac{b}{c}r_2 - x_1 \frac{r_2}{r_2 + r_3}, x_3 = \frac{b}{c}r_3 - x_1 \frac{r_3}{r_2 + r_3},$$

$$r_1 = 0, r_2 = \frac{f_2}{p}, r_3 = \frac{f_3}{p}.$$

The Jacobian of the system is

$$J = \begin{pmatrix} f_1 - p(r_1 + \beta r_2 + \beta r_3) & 0 & 0 & -px_1 & -p\beta x_1 & -p\beta x_1 \\ 0 & f_2 - pr_2 & 0 & 0 & -px_2 & 0 \\ 0 & 0 & f_3 - pr_3 & 0 & 0 & -px_3 \\ \frac{cr_1}{r_1 + ar_2 + ar_3} & 0 & 0 & \frac{cx_1 \alpha(r_2 + r_3)}{(r_1 + ar_2 + ar_3)^2} - b & -\frac{cx_1 \alpha r_1}{(r_1 + ar_2 + ar_3)^2} & -\frac{cx_1 \alpha r_1}{(r_1 + ar_2 + ar_3)^2} \\ \frac{car_2}{r_1 + ar_2 + ar_3} & c & 0 & -\frac{cx_1 \alpha r_2}{(r_1 + ar_2 + ar_3)^2} & \frac{cx_1 \alpha(r_1 + ar_3)}{(r_1 + ar_2 + ar_3)^2} - b & -\frac{cx_1 \alpha^2 r_2}{(r_1 + ar_2 + ar_3)^2} \\ \frac{car_3}{r_1 + ar_2 + ar_3} & 0 & c & -\frac{cx_1 \alpha r_3}{(r_1 + ar_2 + ar_3)^2} & -\frac{cx_1 \alpha^2 r_3}{(r_1 + ar_2 + ar_3)^2} & \frac{cx_1 \alpha(r_1 + ar_2)}{(r_1 + ar_2 + ar_3)^2} - b \end{pmatrix}.$$

At the fixed points of interest we have

$$J = \begin{pmatrix} 0 & 0 & 0 & -px_1 & -p\beta x_1 & -p\beta x_1 \\ 0 & 0 & 0 & 0 & -px_2 & 0 \\ 0 & 0 & 0 & 0 & 0 & -px_3 \\ 0 & 0 & 0 & \frac{cx_1}{\alpha(r_2 + r_3)} - b & 0 & 0 \\ \frac{cr_2}{r_2 + r_3} & c & 0 & -\frac{cx_1 r_2}{\alpha(r_2 + r_3)^2} & \frac{cx_1 r_3}{(r_2 + r_3)^2} - b & -\frac{cx_1 r_2}{(r_2 + r_3)^2} \\ \frac{cr_3}{r_2 + r_3} & 0 & c & -\frac{cx_1 r_3}{\alpha(r_2 + r_3)^2} & -\frac{cx_1 r_3}{(r_2 + r_3)^2} & \frac{cx_1 r_2}{(r_2 + r_3)^2} - b \end{pmatrix}.$$

Let  $\lambda_1 = \frac{cx_1}{\alpha(r_2 + r_3)} - b < \frac{b}{\alpha} - b$ , then

$$|J - \lambda I| = \begin{vmatrix} -\lambda & 0 & 0 & -px_1 & -p\beta x_1 & -p\beta x_1 \\ 0 & -\lambda & 0 & 0 & -px_2 & 0 \\ 0 & 0 & -\lambda & 0 & 0 & -px_3 \\ 0 & 0 & 0 & \lambda_1 - \lambda & 0 & 0 \\ \frac{cr_2}{r_2 + r_3} & c & 0 & -\frac{cx_1 r_2}{\alpha(r_2 + r_3)^2} & \frac{cx_1 r_3}{(r_2 + r_3)^2} - b - \lambda & -\frac{cx_1 r_2}{(r_2 + r_3)^2} \\ \frac{cr_3}{r_2 + r_3} & 0 & c & -\frac{cx_1 r_3}{\alpha(r_2 + r_3)^2} & -\frac{cx_1 r_3}{(r_2 + r_3)^2} & \frac{cx_1 r_2}{(r_2 + r_3)^2} - b - \lambda \end{vmatrix}$$

$$\xrightarrow{(r_6 \rightarrow r_5 + r_6)} \begin{vmatrix} -\lambda & 0 & 0 & -px_1 & -p\beta x_1 & -p\beta x_1 \\ 0 & -\lambda & 0 & 0 & -px_2 & 0 \\ 0 & 0 & -\lambda & 0 & 0 & -px_3 \\ 0 & 0 & 0 & \lambda_1 - \lambda & 0 & 0 \\ \frac{cr_2}{r_2 + r_3} & c & 0 & -\frac{cx_1 r_2}{\alpha(r_2 + r_3)^2} & \frac{cx_1 r_3}{(r_2 + r_3)^2} - b - \lambda & -\frac{cx_1 r_2}{(r_2 + r_3)^2} \\ c & c & c & -\frac{cx_1}{\alpha(r_2 + r_3)} & -b - \lambda & -b - \lambda \end{vmatrix}.$$

By expanding along the fourth row we get

$$|J - \lambda I| = (\lambda_1 - \lambda) \begin{vmatrix} -\lambda & 0 & 0 & -p\beta x_1 & -p\beta x_1 \\ 0 & -\lambda & 0 & -px_2 & 0 \\ 0 & 0 & -\lambda & 0 & -px_3 \\ \frac{cr_2}{r_2 + r_3} & c & 0 & \frac{cx_1 r_3}{(r_2 + r_3)^2} - b - \lambda & -\frac{cx_1 r_2}{(r_2 + r_3)^2} \\ c & c & c & -b - \lambda & -b - \lambda \end{vmatrix}.$$

Expand now along the second row,

$$|J - \lambda I| = (\lambda - \lambda_1)[\lambda D_1(\lambda) + px_2 D_2(\lambda)],$$

where

$$\begin{aligned} D_1(\lambda) &= \begin{vmatrix} -\lambda & 0 & -p\beta x_1 & -p\beta x_1 \\ 0 & -\lambda & 0 & -px_3 \\ \frac{cr_2}{r_2+r_3} & 0 & \frac{cx_1 r_3}{(r_2+r_3)^2} - b - \lambda & -\frac{cx_1 r_2}{(r_2+r_3)^2} \\ c & c & -b - \lambda & -b - \lambda \end{vmatrix} \\ &= -\lambda \begin{vmatrix} -\lambda & -p\beta x_1 & -p\beta x_1 \\ \frac{cr_2}{r_2+r_3} & \frac{cx_1 r_3}{(r_2+r_3)^2} - b - \lambda & -\frac{cx_1 r_2}{(r_2+r_3)^2} \\ c & -b - \lambda & -b - \lambda \end{vmatrix} - px_3 \begin{vmatrix} -\lambda & 0 & -p\beta x_1 \\ \frac{cr_2}{r_2+r_3} & 0 & \frac{cx_1 r_3}{(r_2+r_3)^2} - b - \lambda \\ c & c & -b - \lambda \end{vmatrix} \\ &= -\lambda \begin{vmatrix} -\lambda & 0 & -p\beta x_1 \\ \frac{cr_2}{r_2+r_3} & \frac{cx_1}{r_2+r_3} - b - \lambda & -\frac{cx_1 r_2}{(r_2+r_3)^2} \\ c & 0 & -b - \lambda \end{vmatrix} + cp x_3 [\lambda^2 + (b - \frac{cx_1 r_3}{(r_2+r_3)^2})\lambda + cp\beta x_1 \frac{r_2}{r_2+r_3}] \\ &= \lambda(\lambda + b - \frac{cx_1}{r_2+r_3})[\lambda^2 + b\lambda + cp\beta x_1] + cp x_3 [\lambda^2 + (b - \frac{cx_1 r_3}{(r_2+r_3)^2})\lambda + cp\beta x_1 \frac{r_2}{r_2+r_3}], \\ D_2(\lambda) &= \begin{vmatrix} -\lambda & 0 & 0 & -p\beta x_1 \\ 0 & 0 & -\lambda & -px_3 \\ \frac{cr_2}{r_2+r_3} & c & 0 & -\frac{cx_1 r_2}{(r_2+r_3)^2} \\ c & c & c & -b - \lambda \end{vmatrix} = c\lambda[\lambda^2 + (b - \frac{cx_1 r_2}{(r_2+r_3)^2})\lambda + cp x_3] \\ &\quad + cp\beta x_1 \lambda \frac{cr_3}{r_2+r_3}. \end{aligned}$$

Again 0 is an eigenvalue and  $\lambda_1$  is another eigenvalue which could be positive or negative depending on the value of  $x_1$ . The rest of the eigenvalues are the roots of a degree four polynomial whose coefficients are all positive.

This means that for  $x_1$  small ( $x_1 < \alpha_c^{\frac{b}{c}}(r_2 + r_3)$ ) the fixed points are stable on positive measure subsets of the subspace  $f_1 = \beta(f_2 + f_3)$ . For  $x_1$  big ( $\alpha_c^{\frac{b}{c}}(r_2 + r_3) < x_1 < \frac{b}{c}(r_2 + r_3)$ ) the fixed points are unstable.

In general, for any size network to have fixed points with only persistent and neutral nodes (viruses), the parameters  $f_i$ 's have to satisfy some condition that forms a positive codimension subspace ([10]). Based on the previous two examples, one is tempted to think there is a family of fixed points, where the Jacobian has a 0 eigenvalue, and an eigenvalue whose sign depends on the size of the viral population of the persistent node. And the rest of the eigenvalues are the roots of a polynomial with positive coefficients.

Now let's consider an arbitrary network with one persistent node and any (finite) number of neutral nodes to support it. Without loss of generality we assume that the persistent node is node 1, and the nodes 2 through  $n$  are neutral (Figure 5). There is an edge going from the persistent node to each of the neutral nodes.

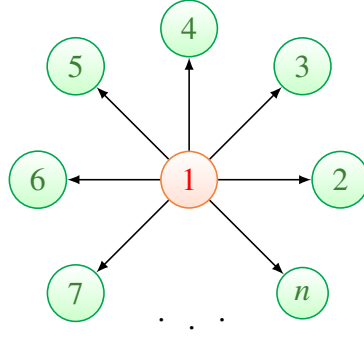


Figure 5: size  $n$  CRN

The adjacency matrix of such a network is

$$A = \begin{pmatrix} 0 & 1 & \cdots & 1 \\ 0 & 0 & \cdots & 0 \\ \vdots & \vdots & \ddots & \vdots \\ 0 & 0 & \cdots & 0 \end{pmatrix}.$$

We have

$$U = \text{Id} + \beta A^T = \begin{pmatrix} 1 & 0 & \cdots & 0 \\ \beta & 1 & \cdots & 0 \\ \vdots & \vdots & \ddots & \vdots \\ \beta & 0 & \cdots & 1 \end{pmatrix}, V = \text{Id} + \alpha A = \begin{pmatrix} 1 & \alpha & \cdots & \alpha \\ 0 & 1 & \cdots & 0 \\ \vdots & \vdots & \ddots & \vdots \\ 0 & 0 & \cdots & 1 \end{pmatrix}.$$

The evolution equations for this system are

$$\begin{cases} \dot{x}_1 = f_1 x_1 - p x_1 (r_1 + \beta \sum_{j=2}^n r_j), \\ \dot{x}_i = f_i x_i - p x_i r_i, 2 \leq i \leq n; \\ \dot{r}_1 = c \frac{x_1 r_1}{r_1 + \alpha \sum_{j=2}^n r_j} - b r_1, \\ \dot{r}_i = c \frac{\alpha x_1 r_i}{r_1 + \alpha \sum_{j=2}^n r_j} + c x_i - b r_i, 2 \leq i \leq n. \end{cases}$$

Let  $N_r = \sum_{j=2}^n r_j$ . Consider now the Jacobian of this system.

$$J = \begin{pmatrix} A_J & B \\ C & D \end{pmatrix}, A_J = \begin{pmatrix} f_1 - p(r_1 + \beta N_r) & 0 & \cdots & 0 \\ 0 & f_2 - p r_2 & \cdots & 0 \\ \vdots & \vdots & \ddots & \vdots \\ 0 & 0 & \cdots & f_n - p r_n \end{pmatrix},$$

$$B = \begin{pmatrix} -px_1 & -p\beta x_1 & \cdots & -p\beta x_1 \\ 0 & -px_2 & \cdots & 0 \\ \vdots & \vdots & \ddots & \vdots \\ 0 & 0 & \cdots & -px_n \end{pmatrix}, C = \begin{pmatrix} c \frac{r_1}{r_1 + \alpha N_r} & 0 & \cdots & 0 \\ c \frac{\alpha r_2}{r_1 + \alpha N_r} & c & \cdots & 0 \\ \vdots & \vdots & \ddots & \vdots \\ c \frac{\alpha r_n}{r_1 + \alpha N_r} & 0 & \cdots & c \end{pmatrix},$$

$$D = \begin{pmatrix} \frac{cx_1(r_1 + \alpha N_r - r_1)}{(r_1 + \alpha N_r)^2} - b & -\frac{cx_1 r_1 \alpha}{(r_1 + \alpha N_r)^2} & \cdots & -\frac{cx_1 r_1 \alpha}{(r_1 + \alpha N_r)^2} \\ -\frac{c\alpha x_1 r_2}{(r_1 + \alpha N_r)^2} & \frac{c\alpha x_1(r_1 + \alpha N_r - \alpha r_2)}{(r_1 + \alpha N_r)^2} - b & \cdots & -\frac{c\alpha^2 x_1 r_2}{(r_1 + \alpha N_r)^2} \\ \vdots & \vdots & \ddots & \vdots \\ -\frac{c\alpha x_1 r_n}{(r_1 + \alpha N_r)^2} & -\frac{c\alpha^2 x_1 r_n}{(r_1 + \alpha N_r)^2} & \cdots & \frac{c\alpha x_1(r_1 + \alpha N_r - \alpha r_n)}{(r_1 + \alpha N_r)^2} - b \end{pmatrix}.$$

The fixed points, where node 1 is persistent and all other nodes are neutral, are

$$x_i > 0, 1 \leq i \leq n, r_1 = 0, r_i > 0, 2 \leq i \leq n.$$

From these conditions we get

$$f_1 = p\beta N_r = \beta \sum_{j=2}^n f_j, f_i = pr_i, 0 < x_1 < \frac{b}{c} N_r, x_i = \frac{b}{c} r_i - \frac{r_i}{N_r} x_1, 2 \leq i \leq n.$$

So these fixed points exist on the subspace  $f_1 = \beta \sum_{j=2}^n f_j$ . At each fixed point,

$$A_J = \mathbf{0}, C = \begin{pmatrix} 0 & 0 & \cdots & 0 \\ \frac{cr_2}{N_r} & c & \cdots & 0 \\ \vdots & \vdots & \ddots & \vdots \\ \frac{cr_n}{N_r} & 0 & \cdots & c \end{pmatrix}, D = \begin{pmatrix} \frac{cx_1}{\alpha N_r} - b & 0 & \cdots & 0 \\ -\frac{cx_1 r_2}{\alpha N_r^2} & \frac{cx_1(N_r - r_2)}{N_r^2} - b & \cdots & -\frac{cx_1 r_2}{N_r^2} \\ \vdots & \vdots & \ddots & \vdots \\ -\frac{cx_1 r_n}{\alpha N_r^2} & -\frac{cx_1 r_n}{N_r^2} & \cdots & \frac{cx_1(N_r - r_n)}{N_r^2} - b \end{pmatrix}.$$

The matrix  $B$  is an upper triangular matrix with negative diagonal entries. Assume the Jacobian is invertible,

$$\begin{pmatrix} A_J & B \\ C & D \end{pmatrix} \begin{pmatrix} E & F \\ G & H \end{pmatrix} = \begin{pmatrix} 0 & B \\ C & D \end{pmatrix} \begin{pmatrix} E & F \\ G & H \end{pmatrix} = \begin{pmatrix} BG & BH \\ CE + DG & CF + DH \end{pmatrix} = \begin{pmatrix} I & 0 \\ 0 & I \end{pmatrix}.$$

Then

$$BG = I, G = B^{-1}; BH = 0, H = 0; CE + DG = 0; CF + DH = CF = I.$$

Observe that  $C$  is a lower triangular matrix with diagonal entries  $0, c, c, \dots, c$ . This matrix is not invertible because there is no  $F$  such that  $CF = I$ . Therefore the Jacobian is not invertible, and hence it has a zero eigenvalue at the family of fixed points.

Now we compute an eigenvector corresponding to the eigenvalue 0.

$$\begin{pmatrix} 0 & B \\ C & D \end{pmatrix} \begin{pmatrix} u \\ v \end{pmatrix} = \begin{pmatrix} Bv \\ Cu + Dv \end{pmatrix} = \begin{pmatrix} 0 \\ 0 \end{pmatrix}.$$

$$Bv = 0 \Rightarrow v = 0; Cu + Dv = Cu = 0, u = (N_r \quad -r_2 \quad -r_3 \quad \cdots \quad -r_n)^T.$$

From this we can see the eigenspace for eigenvalue 0 is such that all  $r_i$ 's are fixed (since  $v = 0$ ), but all the  $x_i$ 's can move along the  $u$  direction. The  $x_i$  values for the fixed points are  $0 < x_1 < \frac{b}{c}N_r$ ,  $x_i = \frac{b}{c}r_i - \frac{x_1}{N_r}r_i$ ,  $2 \leq i \leq n$ , and the  $r_i$  values are  $r_1 = 0$ ,  $r_i = f_i/p$ ,  $2 \leq i \leq n$ . So all the fixed points lie on the eigenspace of eigenvalue zero.

Clearly there is only one nonzero entry for the  $(n + 1)$ -th row for the Jacobian at the fixed points. It is the  $(n + 1)$ -th element  $\frac{cx_1}{\alpha N_r} - b$  and it is an eigenvalue of the Jacobian. Therefore when  $x_1 < \alpha \frac{b}{c}N_r$ , this eigenvalue  $\lambda_1 = \frac{cx_1}{\alpha N_r} - b$  is negative. If  $\alpha \frac{b}{c}N_r < x_1 < \frac{b}{c}N_r$ , then  $\lambda_1$  is positive.

Therefore, as we have shown, neutral viruses can support the existence of persistent viruses. However, in contrast to altruistic viruses, neutral viruses can only support the existence of bounded concentrations of persistent viruses, while altruistic viruses can support any concentrations of persistent viruses [10]. Moreover, without the presence of altruistic viruses the states with persistent viruses could only be marginally stable, while in the presence of altruistic viruses the state of local immunodeficiency can be stable [10].

## 5. Numerical results

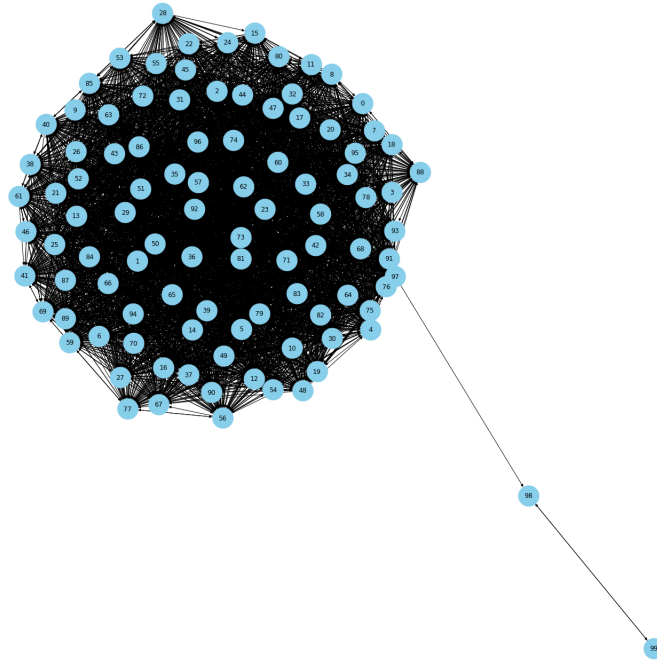


Figure 6: Attaching the minimal network to a random network

We found two minimal CR networks with three nodes. Can they maintain the local immunodeficiency if we attach them to a random CR network? We conducted some numerical experiments to test this. First we build a 98-node network by generating a

random 0-1 matrix as its adjacency matrix. Then we attach a minimal network with stable LI to the generated network (Fig. 6), to get a 100-node network. We then iterated the population evolution equations on this network and studied whether the attached "tail" (Fig. 6) maintains the state of local immunodeficiency. And indeed both minimal networks (one from [10] and the new one from the present paper) maintain local immunodeficiency after their attachment to a large (98-node) network, when the parameters are set in the following range.

$$f_i \sim U(0, 1), f_{98} \sim U(1, 2), p \sim U(0, 1), b, c \sim U(0, 5), \alpha \sim U(0.5, 1), \beta = \alpha^2, x_i(0), r_i(0) \sim U(0, 0.1).$$

Here  $f_i \sim U(0, 1)$  means  $f_i$  is a uniformly distributed random number in the interval  $(0, 1)$ .

## 6. Discussion

In [10] we proved that local immunodeficiency discovered in [1] is a stable and robust phenomenon which may already appear in CRNs with just three types of viruses. Therefore LI should likely be present in all diseases that demonstrate cross-immunoreactivity. It is not necessary that CRNs are large, which are typical for Hepatitis C [1], in order to have local immunodeficiency. We also rigorously demonstrated there that it is easy to build larger networks with several persistent nodes (viruses) which remain invisible to the host's immune system because of their positions in the CRN.

In the present paper we prove that the simplest cross-immunoreactivity network with three nodes (viruses) and just two edges can have a state of stable and robust local immunodeficiency. It is truly the smallest network of this type because no network with three nodes can have fewer than two edges. Moreover, it was shown in [10] that no CRN with two nodes can maintain stable local immunodeficiency.

We also analyze here the role of neutral viruses for a local immunodeficiency. It turns out that, in the absence of altruistic viruses, neutral viruses (even when any number of them is present to help a persistent node) can maintain local immunodeficiency but only as a marginally stable state. Moreover, if only neutral and persistent viruses are present then the population of persistent viruses cannot exceed a relatively small value in a sharp contrast to the situation when altruistic viruses are also present and then population of persistent viruses becomes virtually unbounded [1, 10].

Overall it is shown that local immunodeficiency is an ubiquitous phenomenon which likely will be present in all diseases demonstrating cross-immunoreactivity. It calls for future numerical, analytic and, first of all, biological studies. The most important and pressing question is which types of viruses can play a role of persistent and/or altruistic ones [11].

## Acknowledgements

We are indebted to P. Skums for valuable discussions. This work was partially supported by the NSF grant CCF-BSF-1664836 and by the NIH grant 1R01EB025022.

## References

- [1] P. Skums, L. Bunimovich, Y. Khudyakov, Antigenic cooperation among intrahost HCV variants organized into a complex network of cross-immunoreactivity, *Proceedings of the National Academy of Sciences of the United States of America* 112 (21) (2015) 6653-6658.
- [2] M. Hattori, K. Yashioka, T. Aiyama, K. Iwata, Y. Terazawa, M. Ishigami, M. Yano, S. Kakumu, Broadly reactive antibodies to hypervariable region 1 in hepatitis C virus-infected patient sera: relation to viral loads and response to interferon, *Hepatology* 27 (6) (1998) 1703-1710.
- [3] D. S. Campo, Z. Dimitrova, L. Yamasaki, P. Skums, D. T. Lau, G. Vaughan, J. C. Forbi, C.-G. Teo, Y. Khudyakov, Next-generation sequencing reveals large connected networks of intra-host HCV variants, *BMC Genomics* 15 (Suppl 5) (2014) S4.
- [4] M. A. Nowak, R. M. May, *Virus Dynamics: Mathematical Principles of Immunology and Virology*, Oxford University Press, 2000.
- [5] K. Yoshioka, T. Aiyama, A. Okumura, M. Takayanagi, K. Iwata, T. Ishikawa, Y. Nagai, S. Kakumu, Humoral Immune Response to the Hypervariable Region of Hepatitis C Virus Differs between Genotypes 1b and 2a, *The Journal of Infectious Diseases* 175 (3) (1997) 505-510.
- [6] D. Wodarz, Hepatitis C virus dynamics and pathology: the role of CTL and antibody responses, *Journal of General Virology* 84 (Pt 7) (2013) 1743-1750.
- [7] M. A. Nowak, R. M. May, R. M. Anderson, The evolutionary dynamics of HIV-1 quasispecies and the development of immunodeficiency disease, *AIDS* 4 (11) (1990) 1095-1103.
- [8] M. A. Nowak, R. M. May, Mathematical biology of HIV infections: antigenic variation and diversity threshold, *Mathematical Biosciences* 106 (1) (1991) 1-21.
- [9] M. A. Nowak, R. M. Anderson, A. R. Mclean, R. M. May, Antigenic Diversity Thresholds and the Development of AIDS, *Science* 254 (5034) (1991) 963-969.
- [10] L. Bunimovich, L. Shu, Local Immunodeficiency: Minimal Networks and Stability, *Mathematical Biosciences* 310 (2019) 31-49.
- [11] P. Domingo-Calap, E. Segredo-Otero, M. Durn Moreno, R. Sanjun, Social evolution of innate immunity evasion in a virus, *Nature Microbiology* 4 (2019) 1006-1013.
- [12] T. Francis, Jr., On the Doctrine of Original Antigenic Sin, *Proceedings of the American Philosophical Society* 104 (6) (1960) 572-578.
- [13] K. Pan, Understanding Original Antigenic Sin in Influenza with a Dynamical System, *PLoS ONE* 6 (8) (2011) e23910.
- [14] B. Rehmann, E.-C. Shin, Private aspects of heterologous immunity, *Journal of Experimental Medicine* 201 (5) (2005) 667-670.
- [15] M. S. Parsons, S. Muller, H. Kholer, M. D. Grant, N. F. Bernard, On the benefits of sin: Can greater understanding of the 1F7-idiotypic repertoire freeze enhance HIV vaccine development?, *Human Vaccines and Immunotherapeutics* 9 (7) (2013) 1532-1538.
- [16] J. H. Kim, I. Skountzou, R. Compans, J. Jacob, Original Antigenic Sin Responses to Influenza Viruses, *J Immunol* 183 (5) (2009) 3294-3301.
- [17] C. M. Midgley, M. Bajwa-Joseph, S. Vasanawathana, W. Limpitikul, B. Wills, A. Flanagan, E. Waiyaiya, H. B. Tran, A. E. Cowper, P. Chotiyarnwon, J. M. Grimes, S. Yoksan, P. Malasit, C. P. Simmons, J. Mongkolsapaya, G. R. Screaton, An In-Depth Analysis of Original Antigenic Sin in Dengue Virus Infection, *Journal of Virology* 85 (1) (2011) 410-421.