

Floquet engineering correlated materials with unpolarized light

V. L. Quito^{1,*} and R. Flint¹

¹*Department of Physics and Astronomy, Iowa State University, Ames, Iowa 50011, USA*

(Dated: May 4, 2021)

Floquet engineering is a powerful tool that drives materials with periodic light. Traditionally, the light is monochromatic, with amplitude, frequency, and polarization varied. We introduce Floquet engineering via unpolarized light built from quasi-monochromatic light, and show how it can modify strongly correlated systems, while preserving the original symmetries. Different types of unpolarized light can realize different strongly correlated phases. As an example, we treat insulating magnetic materials on a triangular lattice and show how unpolarized light can induce a Dirac spin liquid.

Floquet engineering provides a powerful method to access and control phases and phenomena absent or rare in equilibrium [1–10]. In its most common application, Floquet engineering consists of continuously driving a sample with monochromatic laser light, which has a fixed polarization. Unless the polarization axis is preserved by lattice symmetries, polarized light explicitly breaks either lattice (linear polarization), time-reversal (circular polarization) or both symmetries. This explicit symmetry breaking can be useful, as new couplings like chiral fields that induce spin chirality [11–14] or anomalous Hall effects [15–17] can be generated; or spatial anisotropies and dimensionalities can be tuned [18–22]. While polarized light drives interesting physics [1, 23, 24], some correlated phases are only accessible if all symmetries are preserved. For example, symmetric spin liquids require preserving lattice and time-reversal symmetries [25]. These phases are found in equilibrium models, but are confined to small regions of phase space theoretically, and are extremely rare experimentally. Floquet engineering could provide a new way to access spin liquids in materials, and to tune across their quantum critical points.

Unpolarized light preserves symmetries, but is not strictly monochromatic. Thus, it is not obvious that Floquet techniques apply, or what the effect is on correlated materials, although some promising work analyzed the effect of noise in Floquet engineered graphene [26]. This letter provides the general theory and applicability of unpolarized light in Floquet systems. Different kinds of unpolarized light sample polarizations differently, understood as different paths over the Poincaré sphere shown in Fig. 1. We prove that Floquet engineering with effectively unpolarized light is possible and introduce a simple model with two oppositely circularly polarized lasers whose frequencies are slightly detuned, resulting in unpolarized light whose polarization vector explores the equator of the Poincaré sphere. We calculate the effect on magnetic exchange interactions in Mott insulators, and show that polarization averaging of the final result agrees with the exact result for sufficiently slow variation of the polarization vector. We then consider all types of unpolarized light and show how varied realistic choices can give significantly different exchange couplings while pre-

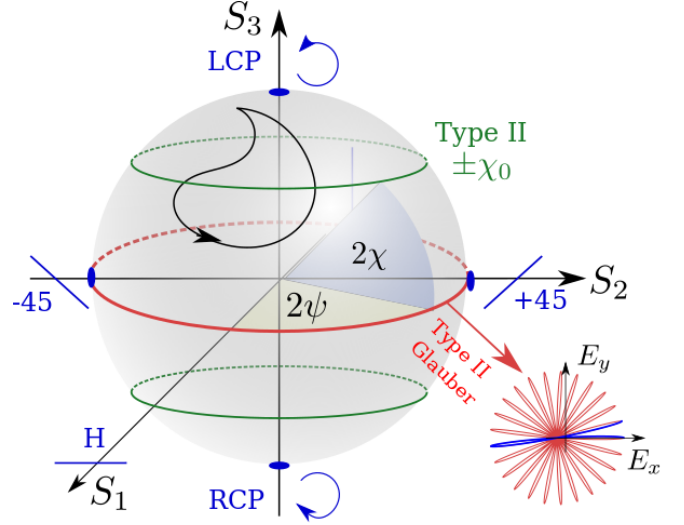


Figure 1. The Poincaré sphere captures all polarization profiles. The axes are the Stokes parameters, which give the degree of horizontal/vertical (S_1), $\pm 45^\circ$ (S_2) and circular (S_3) polarization. The monochromatic light traditionally used in Floquet engineering corresponds to a single point. Unpolarized light corresponds to *paths* on the sphere with $\langle \vec{S} \rangle = 0$. As we show, different paths can lead to distinct correlated phases. Any parallel of constant latitude, χ preserves rotational symmetry (e.g. - red curve). If parallels of both $\pm\chi$ are included (green curves), time-reversal is also preserved. Inset: Parametric plot of the electric field of our simple example, where the polarization traverses the equator with period T_p . The thick blue line shows a single period T .

servicing the same symmetries. We treat the half-filled triangular Hubbard model in detail and show how to boost the ratio of J_2/J_1 and potentially access both the Dirac [27–34] spin liquid and the time-reversal symmetry breaking chiral spin liquid [32, 33, 35, 36]. Finally, we discuss how Floquet engineering with unpolarized light may be reasonably implemented experimentally.

We examine magnetic exchange couplings in a single-band Floquet-Hubbard model, where electrons hop on a lattice in the presence of a time-dependent electric field, $\mathbf{E} = -\frac{\partial \mathbf{A}}{\partial t}$. There is a strong penalty for double occu-

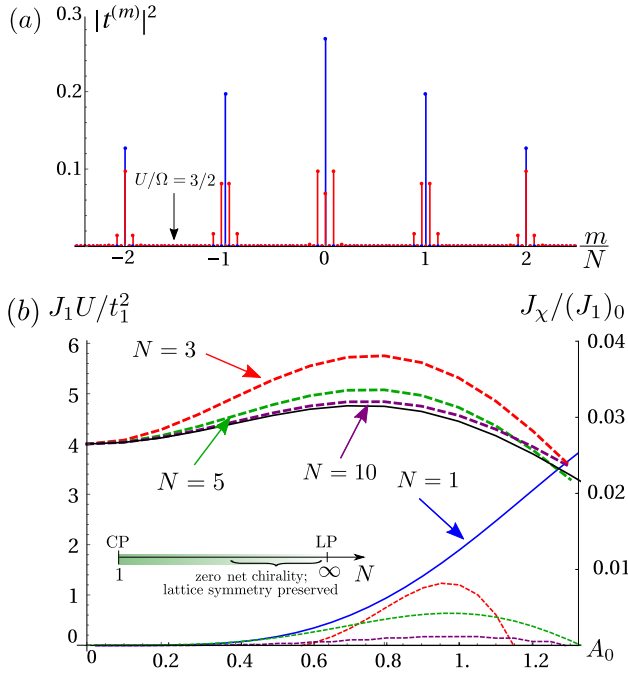


Figure 2. (a) The hopping terms $|t^{(m)}|^2$ (red) as a function of m , for $N = 25$ and $A_0 = 1.5$. The non-negligible values cluster around $m = N\tilde{m}$ with small satellite peaks. When these clusters are well separated, as for sufficiently large N , the contribution of each cluster can be summed to give an approximate $|t^{(\tilde{m})}|^2$ (blue). It is important to avoid resonances with non-negligible weight. The arrow indicates our chosen frequency with $m/N = -3/2$ for $N\Omega_p/U = \Omega/U = 2/3$, where the amplitude of $|t^{(m)}|^2$ is vanishingly small. (b) J_1 as a function of fluence A_0 . The black line indicates the monochromatic average over LPs, which coincides with the $N \geq 25$ results. Also shown with dashed lines are chiral couplings on a triangular lattice, J_χ , normalized by the bare $(J_1)_0$. $N = 1$ corresponds to the circularly polarized case. As N increases, J_χ becomes vanishingly small.

pancy, U :

$$\mathcal{H}_0 = -t_1 \sum_{i, \delta_i} e^{-i\mathbf{A}(t) \cdot \delta_i} c_i^\dagger c_{i+\delta_i} + U \sum_i n_{i\uparrow} n_{i\downarrow} - \mu \sum_i n_i. \quad (1)$$

The chemical potential, μ is adjusted to ensure half-filling. We consider only nearest-neighbor links labeled by $\delta_i = (\cos \phi_i, \sin \phi_i)$ and assume light propagation normal to the sample. We take the vector potential to be time-periodic, with period $T = 2\pi/\Omega$, which allows the Fourier-transform to Floquet space with the *discrete* set of frequencies [37–40], $m\Omega$, $m \in \mathbb{Z}$. In this space, the electrons now hop not just between sites, but between Floquet sectors labeled by $|m\rangle$ [1, 40],

$$\mathcal{H} = - \sum_{m, n} \sum_{i, \delta_i} t_{i, i+\delta_i}^{(n-m)} c_i^\dagger c_{i+\delta_i} |m\rangle \langle n| + \sum_m \sum_i (U n_{i\uparrow} n_{i\downarrow} + m\Omega) |m\rangle \langle m| \quad (2)$$

One key feature is that Ω may be tuned such that $m\Omega = -U$ for some integer m . If so, pairs of doublons and holons will be excited across the Hubbard gap [41–46], a resonance that destroys the Mott insulating state. However, for frequencies away from these resonances, which have width $\sim t_1$, the heating is minimal and an effective spin model treatment is justified [14].

Typically, the Floquet formalism treats a single frequency, Ω , but we now extend it to quasi-monochromatic unpolarized light. We consider light combining two circularly polarized beams with slight frequency detuning, which causes the polarization vector to circle the equator, as shown in the inset of Fig. 1, sampling all linear polarizations equally. We call the two frequencies $\Omega_\pm \equiv \Omega \pm \Omega_p$, and require that they be commensurate to ensure overall time-periodicity. We assume that the period of the light, $T = 2\pi/\Omega$ is small compared to the period of the polarization, $T_p = 2\pi/\Omega_p$, and the commensurability is ensured by taking $T_p = NT$, where N is an integer that is large for quasi-monochromatic light. The electric field is,

$$\begin{aligned} \mathbf{E}(t) &= E_0 \begin{pmatrix} \cos \Omega_p t \\ \sin \Omega_p t \end{pmatrix} \text{Re}[e^{-i\Omega t}], \\ &= \frac{E_0}{2} \text{Re} \left[\begin{pmatrix} 1 \\ i \end{pmatrix} e^{-i\Omega_+ t} + \begin{pmatrix} 1 \\ -i \end{pmatrix} e^{-i\Omega_- t} \right]. \end{aligned} \quad (3)$$

We can use perturbation theory to find the magnetic exchange couplings numerically for any integer N , and analytically for large, but finite N ; exactly at $N = \infty$, the light is linearly polarized. We first find the effective hoppings between sites and Floquet sectors, generically given by $t_{i, i+\delta_i}^{(m)} = t_1/(2\pi) \int_0^{2\pi} d\theta e^{-im\theta} e^{i\mathbf{A}(t) \cdot \delta}$ [1], where $\theta = \Omega_p t$ and $\mathbf{A}(t) = -\int^t dt' \mathbf{E}(t')$. In our particular case,

$$t_{i, i+\delta_i}^{(m)} = \frac{t_1}{2\pi} \int_0^{2\pi} d\theta e^{-im\theta} e^{iA_+ \sin \tilde{\theta}_+ + iA_- \sin \tilde{\theta}_-}, \quad (4)$$

where $A_\pm = A_0(1 \pm N^{-1})^{-1}$, with fluence $A_0 = E_0/(2\Omega)$, and $\tilde{\theta}_\pm = \theta(N \pm 1) \mp \phi_i$, where ϕ_i gives the directional dependence. The integral can be performed by decomposing both (\pm) exponentials into sums over Bessel functions using $\exp(ix \sin \rho) = \sum_{m'} \mathcal{J}_{m'}(x) e^{im'\rho}$ [47],

$$\begin{aligned} t_{i, i+\delta_i}^{(m)} &= t_1 \sum_{m_1, m_2 = -\infty}^{+\infty} \mathcal{J}_{m_1}(A_+) \mathcal{J}_{m_2}(A_-) e^{-i(m_1 - m_2)\phi_i} \\ &\quad \times \delta_{m - N(m_1 + m_2) + m_2 - m_1}. \end{aligned} \quad (5)$$

The sums over $m_{1,2}$ can be calculated numerically for any integer N . It is convenient to parametrize $m = N\tilde{m} + k$, with $\tilde{m} = m_1 + m_2$ and $k = m_2 - m_1$ integers, which allows the hopping to be written as $t_{i, i+\delta_i}^{(N\tilde{m}+k)} \equiv t_1 f_k^{\tilde{m}} e^{-ik\phi_i}$, with $f_k^{\tilde{m}} = \mathcal{J}_{\frac{1}{2}(\tilde{m}+k)}(A_+) \mathcal{J}_{\frac{1}{2}(\tilde{m}-k)}(A_-)$. For sufficiently large N , the non-negligible amplitudes $f_k^{\tilde{m}}$ are tightly clustered around each \tilde{m} , with $k \approx 0$. An example hopping profile is shown in Fig. 2 (a) as function of m . We

can now calculate the nearest-neighbor exchange couplings for each direction, $J_1^{(\delta_i)}$ expanding in the excited energies, $U + (N\tilde{m} + k)\Omega_p$, [48–50]

$$J_1^{(\delta_i)} = 4 \sum_{\tilde{m}, k} \frac{t_l^{(N\tilde{m}+k)} t_l^{(-N\tilde{m}-k)}}{U + (N\tilde{m} + k)\Omega_p}. \quad (6)$$

The results as a function of fluence, A_0 are shown in Fig. 2(b) for fixed frequency and several values of N . For small N , J_1 is direction dependent (results are for δ_1 on the triangular lattice, with $\phi_1 = \pi/3$). As N increases, J_1 becomes isotropic, and converges to the average over linearly-polarized monochromatic light.

We now discuss the limit of large, but finite N , where we obtain analytical results. We note that the hoppings, Eq. (5) are dominated by contributions from $m \approx N\tilde{m}$, allowing the sums to be truncated for $k \ll N$. For large N , $A_+ \approx A_- \approx A_0$. As the numerators of Eq. (6) are dominated by small k/N for each \tilde{m} , we approximate

$$J_1^{(\delta_i)} \approx 4t_1^2 \sum_{\tilde{m}} \frac{\sum_k |f_k^{\tilde{m}}|^2}{U + \tilde{m}\Omega}. \quad (7)$$

Here, we neglect the k dependence of the denominator, but one must be careful, as the k dependence appears to give further resonances at *every* k value. The numerators are strongly suppressed in k/N , however, as shown in Fig. 2(a) and so only the resonances near the main $\Omega = -U/\tilde{m}$ resonance are dangerous. The above result then takes the same form as the magnetic exchange couplings for monochromatic light with *effective* hoppings $t_1 \sqrt{\sum_k |f_k^{\tilde{m}}|^2}$. These are independent of ϕ_l , making $J_1^{(\delta_i)}$ isotropic; and $f_k^{\tilde{m}}$ is even with respect to k , which guarantees that chiral terms vanish for large N [51]. Chiral fields (J_χ) couple to the scalar chirality $\vec{S}_i \cdot (\vec{S}_j \times \vec{S}_k)$, and are the manifestation of time-reversal symmetry breaking; these may be calculated within fourth order perturbation theory [14, 51]. The vanishing of chiral terms as N increases is shown in Fig. 2(b). These analytical results agree well with the exact numerical sums, for Ω detuned from the resonances and sufficiently large $N \gtrsim 10$. Moreover, they agree with the simple average of the monochromatic Floquet results over all linear polarizations.

In this concrete example, we can address the experimental feasibility of the time scales. The time for the spins to relax to the new low energy state given by the nonequilibrium exchange couplings is $T_{rel} \sim 1/|J_1|$. The spins must feel the *unpolarized* exchange couplings, and so $T_{rel} \gg T_p$. All this, and the measurement must happen within a single laser pulse. Most generously, we require $T_{pulse} \gg T_{rel} \gg T_p \gg T$, where T_{pulse} is the duration of the pulse. When this hierarchy of time scales is fulfilled, experiments should realize the effective models discussed here, not the time-dependent set of couplings,

$J_1^{(\delta_i)}(t)$. We further discuss the time scales in the supplementary material to argue that these are experimentally plausible [51].

Now we turn to general unpolarized light, where different protocols can lead to different physics. Any polarization profile can be decomposed into Stokes parameters [52],

$$\vec{S} = I (\cos 2\chi \cos 2\psi, \cos 2\chi \sin 2\psi, \sin 2\chi), \quad (8)$$

which describe the surface of a sphere of radius \sqrt{I} : the Poincaré sphere (Fig. 1), where I is the intensity. For fixed monochromatic light, \vec{S} describes a point on the surface. The poles, $\chi = \pm\pi/4$ correspond to left and right circularly polarized (CP) light, respectively, while linear polarization (LP) lies on the equator ($\chi = 0$), with angle ψ . For unpolarized, nearly monochromatic light, the polarization vector slowly traverses a periodic path on the Poincaré sphere with characteristic time, $T_p = 2\pi/\Omega_p \gg T = 2\pi/\Omega$, such that the time average of the Stokes parameters is zero, $\langle \vec{S} \rangle = 0$ [28, 52–59], of which the above case is one example. Generically, effective couplings in correlated systems are sensitive to the type of unpolarized light, which can be tuned. Unpolarized light is differentiated by higher-order correlators of the Stokes parameters, $\langle S_i S_j \rangle$, $\langle S_i S_j S_k \rangle$, etc[60], which must also preserve lattice and time-reversal symmetries for the correlated physics to respect those symmetries.

To preserve lattice and time-reversal symmetries, polarization distributions, $f(\chi, \psi)$ must be invariant under rotations and have zero net chirality. Such distributions generate “type II” light [61]. We have already discussed type II Glauber light, which samples all LPs equally, encompassing the equator of the Poincaré sphere. Generic type II light may be constructed from superpositions of distributions with circles at $\chi = \pm\chi_0$, $f(\chi, \psi) = \frac{1}{2} [\delta(\chi - \chi_0) + \delta(\chi + \chi_0)]$. Type I light is more restrictive, sampling the Poincaré sphere uniformly, $f(\chi, \psi) = 1$ [61]. Fixed intensity type I light is known as amplitude-stabilized unpolarized light, while natural light has a varying intensity, $f(I, \chi, \psi) = \frac{2}{I_0} \exp(-2I/I_0)$ [62]; for exchange couplings, these give identical results after averaging over I . It is possible to generate nearly monochromatic type II Glauber [54] and type I light [53, 55] either using spatial depolarizers or by superimposing slightly frequency detuned incoherent laser beams with orthogonal polarizations [51].

Any type of unpolarized light may be explicitly constructed by combining pairs of detuned lasers. The example above used a pair with equal weights of detuned LCP and RCP beams to produce a polarization vector traversing the equator. Any latitude may be traversed using a similar pair with unequal weights, and our analysis can proceed similarly. Different latitudes may then be superimposed by superimposing incoherent pairs of beams[63]. Therefore, for any type, we can calculate the couplings for

an arbitrary fixed polarization for monochromatic light (see Supplemental Material [51]) and simply average over the polarization distribution[64], as shown in the previous example. For a given protocol, the magnetic exchange couplings J_{ij} are found by averaging,

$$\langle J_{ij} \rangle = \frac{\int_{-\pi/4}^{\pi/4} d\chi \int_0^\pi d\psi \cos 2\chi f(\chi, \psi) J_{ij}(\chi, \psi)}{\int_{-\pi/4}^{\pi/4} d\chi \int_0^\pi d\psi \cos 2\chi f(\chi, \psi)}. \quad (9)$$

To demonstrate how varying the polarization protocol can drive materials through different regions of phase space, we explicitly consider the triangular lattice. It provides an apt example, as multiple spin liquids are accessible via different directions in phase space. While the nearest neighbor (J_1) model has 120° order, spin liquids may be accessed by adding second neighbor (J_2), chiral (J_χ) or ring exchange (J_\square) terms. There is a Dirac spin liquid for $J_2/J_1 \gtrsim 0.1$ [27–34]; a chiral spin liquid for either $J_\chi/J_1 \gtrsim 0.2$ and $J_2 = 0$ or $J_\chi/J_1 \gtrsim 0.025$ for $J_2/J_1 \sim 0.1$ [32]; and a spinon Fermi surface state for $J_\square/J_1 \gtrsim 0.2$ [65]. The relevant Floquet engineered couplings may be found by expanding in $U + m\Omega$ either via the Brillouin-Wigner perturbation theory to fourth order [48, 49], used in this work, or a Schrieffer-Wolff transformation [50](details in the supplemental material[51]). Here, we fix the polarization and later average following Eq. (9) to find the desired unpolarized result.

To maximally enhance the further neighbor exchange couplings, we must approach the resonances at $\Omega = -U/m$. Yet, if the frequency is too close, doublons and holons are excited and heating is a serious problem. The Hubbard bands have a finite bandwidth, $2\gamma t_1$, where γ is lattice dependent ($\gamma = 2\sqrt{5}$ for the triangular lattice [66]), so to avoid heating upon approaching the $U = \Omega$ resonance from below, we keep $\Omega < U - 2\gamma t_1$. [67] We also must insist, given our fluences, that *two* photons cannot excite electrons between Hubbard bands, $2\Omega > U + 2\gamma t_1$ [68]. This restriction limits potential materials, as only strongly insulating materials with $t_1 < U/(6\gamma)$ allow strong enhancements without heating. We fix $t_1 = U/(6\gamma)$ and $\Omega/U = 2/3$ to avoid heating while maximizing the enhancements; see the red vertical line in Fig. 2 (a). Sufficiently far from resonance, there is minimal heating even for large fluences[14]. We calculated the enhancements of J_1 , J_2 , J_3 , and J_\square for all kinds of type II and type I light. J_2/J_1 is maximally enhanced by either type I light; type II light with only equal parts LCP and RCP light; or CP light, which also generates J_χ . We show both the absolute change, Fig. 3(a) and enhancement over equilibrium values, Fig. 3(b) as functions of fluence. Due to the Bessel function structure, moderate fluences maximize the enhancement[69]. The absolute changes can be as large as 25% and 33% of the critical J_χ/J_1 and J_2/J_1 , respectively. While these will not drive the t_1 Hubbard model into a spin liquid, a material with sufficiently large preexisting J_2 , due ei-

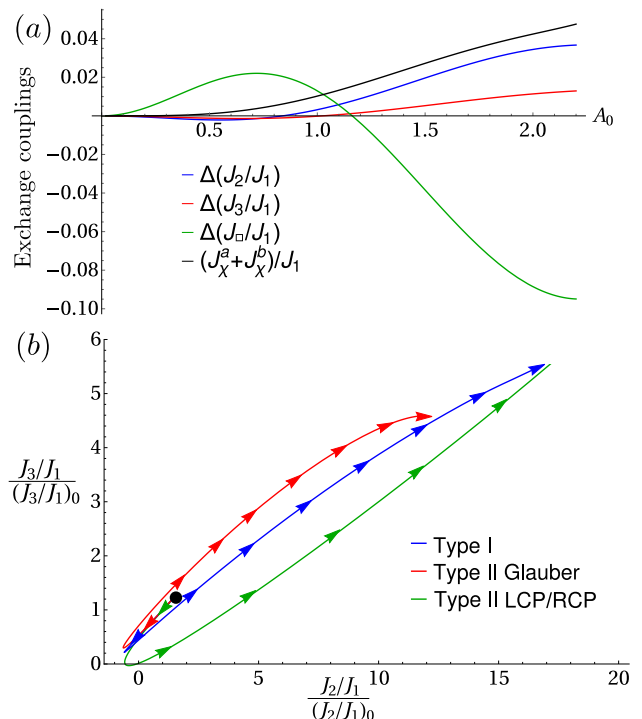


Figure 3. Enhancement of magnetic couplings on the triangular lattice with as functions of fluence. (a) shows the absolute changes for CP light with $\Omega = 2U/3$, where the enhancement is largest. J_2/J_1 and J_3/J_1 can be enhanced by 0.03 and 0.01, respectively. These may seem small, but are nearly 2000% and 500% of the equilibrium values, as shown in (b), and are a significant fraction of the J_2/J_1 required for the Dirac spin liquid. The effective chiral field reaches $\sim 0.05J_1$ [51], again a significant fraction of the critical field. Ring exchange, J_\square/J_1 ranges between -0.09 and 0.02 ; positive values eventually induce a spin liquid but must be 10x larger. (b) shows how different types of unpolarized light drive different paths through phase space, given in terms of the relative enhancement. A dot indicates the initial equilibrium point ($A_0 = 0$). Type I light (blue) samples the Poincaré sphere evenly; type II Glauber light (red) samples all linearly polarized light equally; and type II LCP/RCP (green) samples only the poles of the Poincaré sphere, eliminating chiral fields. Note that the CP light used in (a) gives identical results to type II LCP/RCP for J_1 , J_2 , and J_3 .

ther to second neighbor hopping or superexchange, could be tuned to both Dirac and chiral spin liquids via different protocols. These absolute changes understate the enhancement, as the equilibrium values are tiny for the t_1/U required to avoid heating, and the enhancement of J_2/J_1 can be as large as 2000%.

Polarization protocols trace out unique paths through the $J_2/J_1 - J_3/J_1$ phase space, as shown in Fig. 3(b), where J_3/J_2 varies by a factor of two. Minimizing J_3 is essential to access the Dirac spin liquid, as J_3 increases the critical J_2 [34], and so type I or CP light is more favorable than type II Glauber. Note that we show two extremes of type II light ($\chi = 0, \pm\pi/4$), but all type II

light lies between these.

We have shown that unpolarized light provides an untapped tuning parameter for Floquet engineering, and possibly nonequilibrium physics in general, particularly for correlated materials sensitive to higher-order correlations in the polarization. We showed that calculations can be done using Floquet techniques with fixed polarization and then averaged, as long as the polarization vector varies sufficiently slowly ($T_p \gtrsim 10T$). We illustrated this effect on magnetic exchange couplings for the triangular lattice and showed how different types of unpolarized light drive the model through varied directions in phase space. In particular, the same $J_1 - J_2$ triangu-

lar material could be nudged into either Dirac or chiral spin liquids by different polarization protocols. Similar effects should be found throughout correlated materials. Future research might examine incommensurate frequencies, where the pseudorandom nature of the polarization variation may have interesting effects.

We acknowledge useful discussions with Thomas Iadecola, Eduardo Miranda, Peter Orth, Paraj Titum, Thais Trevisan, Chirag Vaswani, and Jigang Wang. V.L.Q. and R.F. were supported by NSF through grant DMR-1555163. RF thanks the Aspen Center for Physics, supported by the NSF Grant PHY-1607611, for hospitality.

I. SUPPLEMENTAL MATERIAL

A. Monochromatic light

We revisit the Floquet formalism for monochromatic light. Monochromatic light is fully polarized, with the electric field delineating an ellipse perpendicular to the propagation vector, $\vec{E}(t) = \text{Re} [\vec{E}_0 e^{-i\Omega t}]$, \vec{E}_0 is independent of time. We consider propagation along \hat{z} , normal to the sample. A generic polarization can be written as $\vec{E}_0 = E_+ \hat{e}_+ + E_- \hat{e}_-$, where $\hat{e}_\pm = \frac{1}{\sqrt{2}}(\hat{x} \pm i\hat{y})$ are left and right circular polarization (LCP/RCP). E_\pm is characterized by its amplitude \sqrt{I} and angles $\chi \in (-\pi/4, \pi/4)$ and $\psi \in (0, \pi)$, $E_\pm = \sqrt{I} \sin(-\chi \mp \pi/4) e^{\mp i(\psi - \pi/2)}$. The double occupancy penalty becomes $U + m\Omega$, with resonances at $m = -\Omega/U$. The hopping between sectors is given by the Fourier transform (with $\theta = \Omega t$), [40]

$$t_{i,i+\delta_i}^{(m)} = \frac{t_1}{2\pi} \int_0^{2\pi} d\theta e^{-im\theta} e^{-i\delta_i \cdot \mathbf{A}(\theta)} = t_1 e^{im(\beta_l + \pi)} \mathcal{J}_m(A_l), \quad (10)$$

where the Bessel function \mathcal{J}_m encodes the real space orientation δ_l via the amplitude, A_l and angle, β_l ,

$$\begin{aligned} A_l &= A_0 \sqrt{1 + \cos 2\chi \cos [2(\psi - \phi_l)]} \\ \cos \beta_l &= \frac{\sqrt{2} \sin \chi \sin (\psi - \phi_l)}{\sqrt{1 + \cos 2\chi \cos [2(\psi - \phi_l)]}}. \end{aligned} \quad (11)$$

Here, we introduce the dimensionless fluence $A_0 = \frac{1}{\Omega} \sqrt{I/2}$. Notice that A_l is symmetric with respect to $\chi = 0$, while $\beta_l \rightarrow \pi - \beta_l$ as $\chi \rightarrow -\chi$, which explains the lack of time-reversal symmetry breaking in distributions that sample $\pm\chi$ equally. Now one can calculate the exchange couplings, with modified hoppings and $U + m\Omega$ denominators. The nearest-neighbor coupling was extensively explored before [14, 50, 66, 70],

$$J_1^{(\delta_l)} = 4 \sum_m \frac{t_{i,i+\delta_l}^{(m)} t_{i+\delta_l,i}^{(-m)}}{U + m\Omega} = 4t_1^2 \sum_m \frac{|\mathcal{J}_m(A_l)|^2}{U + m\Omega}. \quad (12)$$

The Bessel functions cause $J_1^{(\delta_l)}$ to rise to a maximum as a function of fluence, A_0 and then oscillate with a decaying envelope. The anisotropy of the lattice is generically unavoidable given the dependence of A_l on the hopping direction. Higher-order contributions are more complicated and lattice-dependent, as superexchange paths proliferate; third-order terms vanish, while fourth-order terms on the triangular lattice are derived in the next Sections. Imaginary hopping terms, if present, generate chiral fields, $J_\chi^\Delta \sum_{ijk \in \Delta} \vec{S}_i \cdot \vec{S}_j \times \vec{S}_k$. Otherwise, the corrections modify existing couplings.

B. Time scales and experimental details

In this section, we discuss the different time scales, frequencies and fluences involved, and discuss experimental feasibility. Here, our degrees of freedom are spins, with interaction scale $J_1 = 4t_1^2/U$, that are experiencing a pulse

of light (duration, T_{pulse}) of frequency $\Omega = 2\pi/T$. We assume that the polarization vector oscillates with period $T_p \gtrsim 10T$, such that polarization averaging is expected to be reasonable.

In order to maximally enhance the exchange couplings, $\Omega = 2U/3$, and $t_1 = U/(6\gamma)$, where $\gamma = 2\sqrt{5}$ for the triangular lattice. These time scales can be well separated, with perhaps the most stringent requirement being for the pulse length required to allow the spins to relax,

$$T \sim \frac{1}{U} \ll T_p \sim \frac{10}{U} \ll T_{rel} \sim \frac{100}{U} \ll T_{pulse}. \quad (13)$$

These laser frequencies will need to be tuned to the Mott gap, and so are expected to be on the order of electron volts, in the visible range. T_p will therefore be on the order of 10fs, while $T_{rel} \sim 100$ fs, requiring a moderately long pulse. Note that here we consider only how photons affect the electronic degrees of freedom in this single-band Hubbard space directly. In general, real materials will have additional spin relaxation channels, as photons interact with collective modes, like phonons or spin waves, or excite electrons into other bands [71]; these details will be materials specific.

The dimensionless vector potential amplitude can be estimated by restoring the units,

$$A_0 = \frac{a_0 e E}{\Omega \hbar}, \quad (14)$$

where a_0 is the lattice spacing, of the order of Angstroms. This amplitude is connected to intensity, with full units, according to

$$I = c\epsilon_0 \left(\frac{\Omega \hbar}{e a_0} \right)^2 |A_0|^2 = 2.6 \times 10^{17} \left(\frac{\Omega \hbar [eV]}{a_0 [\text{\AA}]} \right)^2 |A_0|^2 W/m^2 \quad (15)$$

with ϵ_0 the vacuum permittivity. The electric field strength, eE varies in different experiments, typically ranging from $(0.01 - 1) eV/\text{\AA}$ [23, 72], giving to intensities of $I \approx 10^{15} - 10^{17} W/m^2$. In these experiments, A_0 ranges between 0.01 and 1; the slightly larger values of ~ 2 that we require are not unreasonable. However, as lasers provide constant power that can be chopped into pulses, either shorter pulses with larger fluences, or longer pulses with lower fluences, at the moment the two requirements of relatively high fluence and relatively long pulses are at odds, given current technology.

In addition to driving the system into a nonequilibrium state, the state itself must be measured via some optical measurements. Ordered phases should be more or less straightforward, as a phase transition should give a clear signal in optical quantities. However, we propose to drive materials into spin liquid regions that do not exist in equilibrium materials. Here, the absence of a phase transition would just be the minimal requirement for realizing a spin liquid. Electromagnetic gauge fields do interact with the neutral spinons, albeit often with significantly lower amplitudes than electrons. Gapless spin liquids are predicted to have power-law behavior of the optical conductivity [73], with some evidence in herbertsmithite and others [74, 75], and spin liquids may have signatures in the magneto-optical Faraday or Kerr effects [76].

One alternative to averaging the polarization over time is to average the polarization *spatially*. A uniformly polarized beam may be passed through an optical element called a depolarizer that causes the polarization to vary spatially such that a spatial average has zero net polarization, $\langle \vec{S} \rangle = 0$ [77–79]. Current depolarizers have length scales significantly larger than the lattice spacing, and care must be taken that the material experiences a polarization average, not just spatially disordered couplings. Practically speaking, the Brownian motion of the laser beam might be exploited to effectively randomize the exchange couplings on any given link and thus average the polarizations.

C. Definition of the magnetic exchange couplings

In this section, we define the exchange couplings of the effective spin Hamiltonian for the triangular lattice. The nearest-neighbor vectors are given by

$$\delta_1 = \left(1/2, \sqrt{3}/2 \right), \quad \delta_2 = (1, 0), \quad \delta_3 = \left(1/2, -\sqrt{3}/2 \right). \quad (16)$$

The distinct exchange terms are shown in Fig. 4 yielding the Hamiltonian

$$\begin{aligned}
H_{\text{spin}}^{(m\Omega \lesssim U)} &= \sum_{\langle i,j \rangle} J_1^{(i,j)} \mathbf{S}_i \cdot \mathbf{S}_j + \sum_{\langle\langle i,k \rangle\rangle} J_2^{(i,k)} \mathbf{S}_i \cdot \mathbf{S}_k + \sum_{\Delta} J_{\chi}^{(i,j,k)} \chi_{\Delta}^{(i,j,k)} + \sum_{\langle\langle\langle i,m \rangle\rangle\rangle} J_3^{(i,m)} \mathbf{S}_i \cdot \mathbf{S}_m + \\
&+ \sum_{\square} \left[J_{\square}^{(i,j,k,l)} P_{\square}^{(i,j,k,l)} + J_{\square}^{(i,l,j,k)} P_{\square}^{(i,l,j,k)} - J_{\square}^{(i,k,j,l)} P_{\square}^{(i,k,j,l)} \right].
\end{aligned} \tag{17}$$

The couplings J_1 , J_2 , and J_3 are the nearest, next-nearest, and third-neighbor couplings. J_{\square} 's are the ring exchange terms that, in our notation, multiply the 4-body operators

$$P_{\square}^{(i,j,k,l)} = (\mathbf{S}_i \cdot \mathbf{S}_j) (\mathbf{S}_k \cdot \mathbf{S}_l), \tag{18}$$

the product of all the spin operators around a given plaquette. For any choice of polarization average that keeps the lattice symmetries,

$$J_{\square}^{(i,j,k,l)} = J_{\square}^{(i,l,j,k)} = J_{\square}^{(i,k,j,l)}. \tag{19}$$

For the time-independent case, to second order, there is only the nearest-neighbor term [39], $J_1 = 4t_1^2/U$, but fourth order terms give corrections to $J_1 = 4t_1^2/U - 28t_1^4/U^3$ [80], as well as $J_2 = J_3 = 4t_1^4/U^3$ and $J_{\square} = 80t_1^4/U$ [80, 81].

The chiral couplings come in two flavors, shown in Fig. 4 (d) and (e). In (e), the electron hops around a closed lattice triangle, while in (d), the three sites form an open path. We call J_{χ}^a the processes coming from (d) and J_{χ}^b the ones coming from (e). It becomes natural to find the net chirality of a triangle, by distributing the different fluxes coming from the two terms. Considering four sites forming a parallelogram, like the one shown in (b), the net flux consists of adding two fluxes of (d) and two fluxes of (e). This parallelogram is made of two triangles, implying that the coupling that controls the effective chirality is $J_{\chi}^a + J_{\chi}^b$. This is used as the reduced variable in the main text.

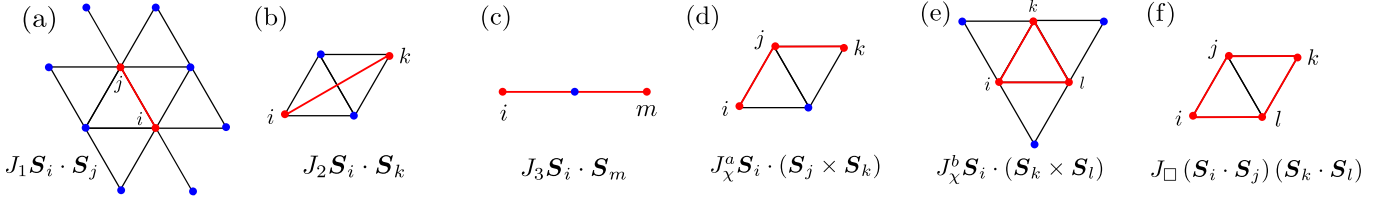


Figure 4. Representation of all the sites involved that lead to exchange couplings in fourth order in t on the triangular lattice, with the bond sites represented in red. (a) J_1 (b) J_2 (c) J_3 (d) J_{χ}^a (e) J_{χ}^b (f) J_{\square} .

D. Magnetic exchange couplings on the triangular lattice

We now present the main features of the perturbative expansion leading to the effective magnetic exchange couplings shown in the main text; an expanded calculation will be shown elsewhere [82]. This calculation can be done two ways, following the Brillouin-Wigner [48] or Schrieffer-Wolff [50, 83]. We take the Brillouin-Wigner approach here.

The Hilbert space of the problem is enlarged when the Floquet modes are introduced. The identity operator in the full Hilbert space formed by joining the Floquet and Fock spaces reads

$$\mathbf{1} = \mathbf{1}_{\text{Fock}} \otimes \mathbf{1}_{\text{Floquet}} \equiv \mathcal{P} + \mathcal{Q}, \tag{20}$$

with \mathcal{P} and \mathcal{Q} the projectors onto the ground state and excited states manifolds of the *full* Floquet-Fock Hilbert space. The total ground state projector \mathcal{P} is the tensor product of the Fock and Floquet ground state manifolds, $\mathcal{P} = P \otimes P_{F,0}$, while the projector onto excited states is

$$\mathcal{Q} = \sum_{m=-\infty}^{+\infty} P_{F,m} \mathcal{Q} + \sum_{m \neq 0} P_{F,m} P, \tag{21}$$

with \mathcal{Q} the excited states of the fermions, only.

When compared to the time-independent case, the novel effects in the structure of the perturbation theory comes from the second term of \mathcal{Q} , which projects onto the fermionic ground state manifold as long as $m \neq 0$ in Floquet space.

The resolvent operator \mathcal{R} , which encodes the sum over the excited states and takes into account the energy denominators is $\mathcal{R} = \mathcal{R}_1 + \mathcal{R}_2$, where

$$\mathcal{R}_1 = \frac{\sum_m P_{F,m} Q}{E_0 - \mathcal{H}_0}, \quad (22)$$

$$\mathcal{R}_2 = \frac{\sum_{m \neq 0} P_{F,m} P}{E_0 - \mathcal{H}_0}, \quad (23)$$

with E_0 is the ground state energy of \mathcal{H}_0 .

The information coming from the hopping Hamiltonian is used to construct the wave operator \mathcal{W} , which is implicitly defined by [48]

$$\mathcal{W} = \mathcal{P} + \mathcal{R}(\mathcal{V}\mathcal{W} - \mathcal{W}\mathcal{V}\mathcal{W}). \quad (24)$$

The effective spin Hamiltonian is obtained from \mathcal{W}

$$H_{\text{spin}}^{(m\Omega \lesssim U)} = \mathcal{P}\mathcal{H}_0\mathcal{P} + \mathcal{P}\mathcal{V}\mathcal{W} = \mathcal{P}\mathcal{V}\mathcal{W}, \quad (25)$$

where the second equality follows given that the projection of \mathcal{H}_0 onto the ground state manifold is zero. The equation for the wave operator can be solved recursively to a certain order of the perturbation potential \mathcal{V} . The zeroth order term from Eq. (24) to \mathcal{W} is $\mathcal{W}^{(0)} = \mathcal{P}$ [48]. This term gives a vanishing contribution to the effective Hamiltonian Eq. (25) given that \mathcal{P} projects onto the Fock ground state with one electron per site while \mathcal{V} moves electrons creating empty and doubly occupied states. Similar reasoning leads to the conclusion that all terms with an even number of \mathcal{V} insertions in \mathcal{W} will also vanish. The leading contributions to \mathcal{W} are found from first and third order in \mathcal{V} [48],

$$\mathcal{W}^{(1)} = \mathcal{R}\mathcal{V}\mathcal{P}, \quad (26)$$

$$\mathcal{W}^{(3)} = \mathcal{R}\mathcal{V}\mathcal{R}\mathcal{V}\mathcal{R}\mathcal{V}\mathcal{P} - \mathcal{R}^2\mathcal{V}\mathcal{P}\mathcal{V}\mathcal{R}\mathcal{V}\mathcal{P}. \quad (27)$$

From Eq. (25), $\mathcal{W}^{(1)}$ and $\mathcal{W}^{(3)}$ lead to the effective spin Hamiltonians in orders two and four,

$$\mathcal{H}^{(2)} = \mathcal{P}\mathcal{V}\mathcal{R}\mathcal{V}\mathcal{P}, \quad (28)$$

$$\mathcal{H}^{(4)} = \mathcal{P}\mathcal{V}\mathcal{R}\mathcal{V}\mathcal{R}\mathcal{V}\mathcal{R}\mathcal{V}\mathcal{P} - (\mathcal{P}\mathcal{V}\mathcal{R}^2\mathcal{V}\mathcal{P})\mathcal{H}^{(2)}. \quad (29)$$

1. Second-order perturbation theory

The second-order correction $\mathcal{H}^{(2)}$ can be calculated by decomposing \mathcal{R} as the sum of \mathcal{R}_1 and \mathcal{R}_2 and noticing, from Eq. (23), that $\mathcal{R}_2\mathcal{V}\mathcal{P} = 0$ since, explained earlier, $\mathcal{P}\mathcal{V}\mathcal{P} = 0$. In second-order perturbation theory, therefore, \mathcal{R}_2 does not enter the calculation and the structure is identical to the time-independent model, except for the energy denominators and renormalized hoppings. By plugging the resolvent \mathcal{R}_1 explicitly, Eq. (28), and defining $\mathcal{V}_{m_1-m_2} = \langle m_1 | \mathcal{V} | m_2 \rangle$ we arrive at

$$\mathcal{H}^{(2)} = - \sum_m (P\mathcal{V}_m Q) \frac{1}{(U + m\Omega)} (Q\mathcal{V}_{-m} P). \quad (30)$$

By inserting \mathcal{V}_m , we arrive at Eq. (12).

2. Third-order perturbation theory

Although the Floquet fields break time-reversal symmetry dynamically, the contributions in third-order perturbation theory sum out to zero, including the chiral terms. This is true for any choice of polarization and was previously addressed for circularly polarized light [14].

3. Fourth-order perturbation theory

Since the third-order corrections vanish, we now proceed to fourth-order. By plugging the resolvent \mathcal{R} into Eq. (29), we find that the first term leads to two possible intermediate steps, with either \mathcal{R}_1 or \mathcal{R}_2 in the middle. By separating all the contributions, we arrive at

$$\mathcal{H}^{(4)} = \mathcal{P}\mathcal{V}\mathcal{R}_1\mathcal{V}\mathcal{R}_1\mathcal{V}\mathcal{P} + \mathcal{P}\mathcal{V}\mathcal{R}_1\mathcal{V}\mathcal{R}_2\mathcal{V}\mathcal{R}_1\mathcal{V}\mathcal{P} - (\mathcal{P}\mathcal{V}\mathcal{R}_1^2\mathcal{V}\mathcal{P}) \mathcal{H}^{(2)}. \quad (31)$$

After using equations (22) and (23) for the resolvent, the Hilbert space of the problem is again the Fock space of the fermions, as only the projectors P and Q are left in the calculation. By plugging them explicitly, we arrive at

$$\mathcal{H}_a^{(4)} = - \sum_{m_1, m_2, m_3} \frac{P\mathcal{V}_{-m_3}Q_U\mathcal{V}_{m_3-m_2}Q_U\mathcal{V}_{m_2-m_1}Q_U\mathcal{V}_{m_1}P}{(U+m_3\Omega)(U+m_2\Omega)(U+m_1\Omega)} - \sum_{m_1, m_2, m_3} \frac{P\mathcal{V}_{-m_3}Q_U\mathcal{V}_{m_3-m_2}Q_{2U}\mathcal{V}_{m_2-m_1}Q_U\mathcal{V}_{m_1}P}{(U+m_3\Omega)(2U+m_2\Omega)(U+m_1\Omega)} \quad (32)$$

$$\mathcal{H}_b^{(4)} = - \sum_{m_1, m_2 \neq 0, m_3} \frac{P\mathcal{V}_{-m_3}Q_U\mathcal{V}_{m_3-m_2}P\mathcal{V}_{m_2-m_1}Q_U\mathcal{V}_{m_1}P}{(U+m_3\Omega)(m_2\Omega)(U+m_1\Omega)}, \quad (33)$$

$$\mathcal{H}_c^{(4)} = \sum_{m_1, m_2} \frac{P\mathcal{V}_{-m_2}Q_U\mathcal{V}_{m_2}P\mathcal{V}_{-m_1}Q_U\mathcal{V}_{m_1}P}{(U+m_2\Omega)^2(U+m_1\Omega)}. \quad (34)$$

In the proceeding equations, we decomposed Q as

$$Q = Q_U + Q_{2U} + Q_{3U} + \dots, \quad (35)$$

with Q_{kU} projecting onto the fermionic manifold of energy kU .

For the explicit calculation of all the couplings that appear from Eqs. (32)-(34) for the triangular lattice, it is a matter of summing over all possible paths. For notation, we refer again to Fig. 4. The effective magnetic exchange couplings are expressed in terms of the functions A_l , defined in Eq. (11), and we define $\tilde{t} = t_1/U$ and $\tilde{\Omega} = \Omega/U$, for simplicity.

$$\mathcal{A}_{ijkl}(\mathbf{m}) = (-1)^{m_2} \tilde{t}^3 \frac{\mathcal{J}_{-m_3}(A_{l_i}) \mathcal{J}_{m_3-m_2}(A_{l_j}) \mathcal{J}_{m_2-m_1}(A_{l_k}) \mathcal{J}_{m_1}(A_{l_l})}{(1+m_1\tilde{\Omega})(1+m_2\tilde{\Omega})(1+m_3\tilde{\Omega})}, \quad (36)$$

$$\mathcal{L}_{ijkl}(\mathbf{m}) = (-1)^{m_1+m_3} \tilde{t}^3 \cos^2\left(m_2 \frac{\pi}{2}\right) \frac{\mathcal{J}_{-m_3}(A_{l_i}) \mathcal{J}_{m_3-m_2}(A_{l_j}) \mathcal{J}_{m_2-m_1}(A_{l_k}) \mathcal{J}_{m_1}(A_{l_l})}{(1+m_1\tilde{\Omega})(2+m_2\tilde{\Omega})(1+m_3\tilde{\Omega})}, \quad (37)$$

$$\mathcal{B}_{ij}(\mathbf{m}) = (-1)^{m_1+m_3} \tilde{t}^3 \cos^2\left(m_2 \frac{\pi}{2}\right) \frac{\mathcal{J}_{-m_3}(A_{l_i}) \mathcal{J}_{m_3-m_2}(A_{l_i}) \mathcal{J}_{m_2-m_1}(A_{l_j}) \mathcal{J}_{m_1}(A_{l_j})}{(1+m_1\tilde{\Omega})(m_2\tilde{\Omega})(1+m_3\tilde{\Omega})}, \quad m_2 \neq 0, \quad (38)$$

$$\mathcal{G}_{ij}(\mathbf{m}) = \tilde{t}^3 \delta_{m_2,0} [\mathcal{J}_{m_1}^2(A_{l_i}) \mathcal{J}_{m_3}^2(A_{l_j}) + \mathcal{J}_{m_1}^2(A_{l_j}) \mathcal{J}_{m_3}^2(A_{l_i})] \frac{1}{(1+m_1\tilde{\Omega})^2(1+m_3\tilde{\Omega})}. \quad (39)$$

where we define $\mathbf{m} \equiv (m_1, m_2, m_3)$.

The next-nearest neighbor coupling J_2 [Fig. 4(b)] reads

$$J_2^{(i,k)} = \sum_{\mathbf{m}} -8 \left\{ \mathcal{A}_{1,2,2,1}(\mathbf{m}) \cos^2\left[(m_1+m_3) \frac{\pi}{2}\right] \cos[(\beta_1 - \beta_0)(m_1 - m_3)] + \mathcal{A}_{1,2,1,2}(\mathbf{m}) \cos^2\left[(m_1+m_2+m_3) \frac{\pi}{2}\right] \times \right. \\ \left. \times \cos[(m_1 - m_2 + m_3)(\beta_1 - \beta_0)] \right\} + 8\mathcal{L}_{2,2,1,1}(\mathbf{m}) \cos[m_2(\beta_1 - \beta_0)] - 16\mathcal{B}_{2,1}(\mathbf{m}) \cos[(\beta_1 - \beta_0)m_2] + 8\mathcal{G}_{2,1}(\mathbf{m}), \quad (40)$$

while the plaquette terms [Fig. 4(f)] reads

$$J_{\square}^{(i,j,k,l)} = \sum_{\mathbf{m}} 32 \left\{ \mathcal{A}_{1,2,2,1}(\mathbf{m}) \cos^2\left[(m_1+m_3) \frac{\pi}{2}\right] \cos[(\beta_1 - \beta_0)(m_1 - m_3)] + \mathcal{A}_{1,2,1,2}(\mathbf{m}) \cos^2\left[(m_1+m_2+m_3) \frac{\pi}{2}\right] \times \right. \\ \left. \times \cos[(m_1 - m_2 + m_3)(\beta_1 - \beta_0)] \right\} + 32 \cos[m_2(\beta_1 - \beta_0)] \mathcal{L}_{2,2,1,1}(\mathbf{m}). \quad (41)$$

The J_3 coupling [Fig. 4(c)] is

$$J_3^{(i,l,m)} = \sum_{\mathbf{m}} -4\mathcal{A}_{2,2,2,2}(\mathbf{m}) + 8\mathcal{B}_{2,2}(\mathbf{m}) + 4\mathcal{G}_{2,2}(\mathbf{m}). \quad (42)$$

The chiral term reads [Fig. 4(d)]

$$J_\chi^{(i,j,k)} = \sum_{\mathbf{m}} 16 [\mathcal{L}_{2,2,1,1}(\mathbf{m}) - \mathcal{B}_{2,1}(\mathbf{m})] (\sin [m_2 (\beta_1 - \beta_0)] - \sin [m_2 (\beta_1 - \beta_3)] + \sin [m_2 (\beta_2 - \beta_3)]). \quad (43)$$

It might be surprising, at first sight, that the expression of (43) has only terms proportional to \mathcal{L} and \mathcal{B} , with the terms proportional to \mathcal{A} vanishing exactly. An interesting sanity check that this is the case consists of expanding (43) in powers of $1/\Omega$, assuming $\Omega \gg U$. The leading contribution comes from $1/\Omega^3$ and not $1/\Omega$, as would be naively expected. This is in agreement with the limit of high Ω , where $1/\Omega$ corrections to the hoppings on the triangular lattice vanishes. J_χ^b [Fig. 4(e)] gives

$$J_\chi^b = -3J_\chi^a. \quad (44)$$

These results are generic for light of arbitrary *fixed* polarization. In the main text, we address the vanishing of the chiral terms for the light profile shown in Fig. 2, which presents a slowly varying periodic polarization. This requires generalizing the above expressions for hoppings that do not follow Eq. (10), but instead, Eq. 5. For J_χ^b it reads

$$J_\chi^b = \left[\sum_{m_1, m_2, m_3} \frac{1}{(1 + m_1 \tilde{\Omega})(2 + m_2 \tilde{\Omega})(1 + m_3 \tilde{\Omega})} - \sum_{m_1, m_2 \neq 0, m_3} \frac{1}{(1 + m_1 \tilde{\Omega})(m_2 \tilde{\Omega})(1 + m_3 \tilde{\Omega})} \right] g(\mathbf{m}) \quad (45)$$

with

$$\begin{aligned} g = & [t_0^{m_1} (t_0^{m_1 - m_2})^* + (t_0^{-m_1})^* t_0^{m_2 - m_1}] \left[\left(t_{\frac{\pi}{3}}^{m_2 - m_3} \right)^* t_{\frac{\pi}{3}}^{-m_3} - \left(t_{-\frac{\pi}{3}}^{m_2 - m_3} \right)^* t_{-\frac{\pi}{3}}^{-m_3} + t_{\frac{\pi}{3}}^{m_3 - m_2} \left(t_{\frac{\pi}{3}}^{m_3} \right)^* - t_{-\frac{\pi}{3}}^{m_3 - m_2} \left(t_{-\frac{\pi}{3}}^{m_3} \right)^* \right] \\ & + \left[t_{-\frac{\pi}{3}}^{m_1} \left(t_{-\frac{\pi}{3}}^{m_1 - m_2} \right)^* + \left(t_{-\frac{\pi}{3}}^{-m_1} \right)^* t_{-\frac{\pi}{3}}^{m_2 - m_1} - \left(t_{\frac{\pi}{3}}^{-m_1} \right)^* t_{\frac{\pi}{3}}^{m_2 - m_1} - t_{\frac{\pi}{3}}^{m_1} \left(t_{\frac{\pi}{3}}^{m_1 - m_2} \right)^* \right] \left[\left(t_0^{m_2 - m_3} \right)^* t_0^{-m_3} + t_0^{m_3 - m_2} \left(t_0^{m_3} \right)^* \right] \\ & + \left[-t_{-\frac{\pi}{3}}^{m_1} \left(t_{-\frac{\pi}{3}}^{m_1 - m_2} \right)^* - \left(t_{-\frac{\pi}{3}}^{-m_1} \right)^* t_{-\frac{\pi}{3}}^{m_2 - m_1} \right] \left[\left(t_{\frac{\pi}{3}}^{m_2 - m_3} \right)^* t_{\frac{\pi}{3}}^{-m_3} + t_{\frac{\pi}{3}}^{m_3 - m_2} \left(t_{\frac{\pi}{3}}^{m_3} \right)^* \right] \\ & + \left[t_{\frac{\pi}{3}}^{m_1} \left(t_{\frac{\pi}{3}}^{m_1 - m_2} \right)^* + \left(t_{\frac{\pi}{3}}^{-m_1} \right)^* t_{\frac{\pi}{3}}^{m_2 - m_1} \right] \left[\left(t_{-\frac{\pi}{3}}^{m_2 - m_3} \right)^* t_{-\frac{\pi}{3}}^{-m_3} + t_{-\frac{\pi}{3}}^{m_3 - m_2} \left(t_{-\frac{\pi}{3}}^{m_3} \right)^* \right] \end{aligned} \quad (46)$$

It is easy to verify that it reduces to Eqs. (44) and (43) in the monochromatic limit.

We next list the fourth-order corrections for J_1 . For circular polarization, $\delta J_1^{(4)}$ is

$$\begin{aligned} \delta J_1^{(4)} = & \sum_{\mathbf{m}} 8\mathcal{A}(\mathbf{m}) f_\Delta^{(CP)}(\mathbf{m}) - 8\mathcal{L}(\mathbf{m}) \left[\cos\left(\frac{\pi m_2}{3}\right) + 2 \cos\left(\frac{2\pi m_2}{3}\right) \right] \\ & - 16\mathcal{B}(\mathbf{m}) \left[\cos\left(\frac{\pi m_2}{3}\right) + 2 \cos\left(\frac{2\pi m_2}{3}\right) + 2 \right] - 40\mathcal{G}(\mathbf{m}), \quad (\text{CP}) \end{aligned} \quad (47)$$

with

$$\begin{aligned} f_\Delta^{(CP)}(\mathbf{m}) = & 2 + \cos^2 \left[(m_1 + m_3) \frac{\pi}{2} \right] \left(\cos \left[\frac{1}{3} \pi (m_1 - m_3) \right] + 2 \cos \left[\frac{2}{3} \pi (m_1 - m_3) \right] \right) \\ & + \cos^2 \left[(m_1 + m_2 + m_3) \frac{\pi}{2} \right] \left(\cos \left[\frac{1}{3} \pi (m_1 - m_2 + m_3) \right] + 2 \cos \left[\frac{2}{3} \pi (m_1 - m_2 + m_3) \right] \right). \end{aligned} \quad (48)$$

The correction $\delta J_1^{(4)}$ to a bond along the δ_3 direction coupled to linearly polarized light is

$$\begin{aligned} \delta J_1^{(4)} = & \sum_{\mathbf{m}} 8 \left\{ \cos^2 \left[(m_1 + m_2 + m_3) \frac{\pi}{2} \right] + \cos^2 \left[(m_1 + m_3) \frac{\pi}{2} \right] \right\} (\mathcal{A}_{3,2,3,2} + \mathcal{A}_{2,3,3,2} + \mathcal{A}_{3,1,3,1} + \mathcal{A}_{1,3,3,1}) \\ & - 8 \cos^2 \left[(m_1 + m_3) \frac{\pi}{2} \right] (\mathcal{A}_{1,2,1,2} + \mathcal{A}_{2,1,1,2}) 16\mathcal{A}_{2,2,2,2} - 8(\mathcal{L}_{2,2,3,3} + \mathcal{L}_{3,3,2,2} - \mathcal{L}_{2,2,1,1}) \\ & - 16 [2(\mathcal{B}_{3,2} + \mathcal{B}_{2,3}) + 2\mathcal{B}_{3,3} - \mathcal{B}_{1,2}] - 8(2\mathcal{G}_{3,2} + 2\mathcal{G}_{2,3} + 2\mathcal{G}_{3,3} - \mathcal{G}_{1,2}), \quad (\text{LP}) \end{aligned} \quad (49)$$

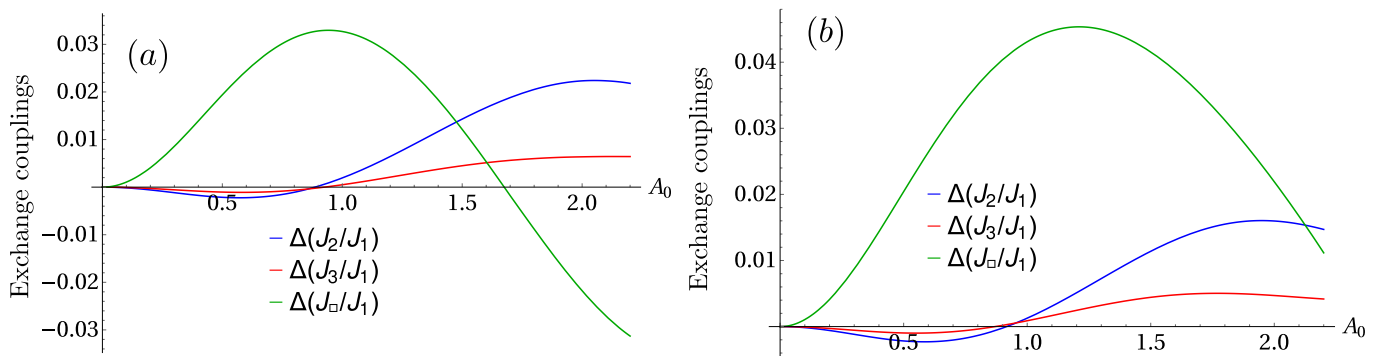


Figure 5. Enhancement of magnetic couplings on the triangular lattice with varying fluence A_0 for two distinct protocols with $t_1/U = 0.037$ and $\Omega/U = 2/3$. (a) Average over the entire Poincaré sphere (b) Average over linear polarization, the equator of the Poincaré sphere (see Fig. 1). The couplings J_2 and J_3 are initially decreased from their initial value, with J_2 becoming slightly negative (see Fig. 3 of the main text for the parametric plot of J_2 and J_3). In (a), the ring-exchange term J_\square becomes negative before the enhancement of $J_{2,3}$ reaches the maximum value while in (b) the saturation of $J_{2,3}$ is before.

Notice that $\delta J_1^{(4)} \rightarrow -28t_1^4/U^3$ as $A_0 \rightarrow 0$, recovering the time-independent limit. The corrections for linearly polarized light in other directions are found by permutations of the sub-indices.

In Fig. 5, we show the modification of the exchange couplings as function of the fluence A_0 for two polarization protocols: by averaging over the entire Poincaré sphere (type I light) and by averaging over the equator of the sphere, consisting of an ensemble of linearly-polarized light (type II Glauber light). The main difference regards the ring-exchange term J_\square . When the average is performed over the entire sphere, J_\square becomes negative for $A_0 = 1.68$ before the maximum enhancement of $J_{2,3}$ is achieved. This poses a disadvantage as compared to the average over linear polarization when the goal is to destabilize the 120 phase and transition to a SL regime, but may lead to other phase transitions.

One concern that arises from examining these corrections in Brillouin-Wigner theory is that we generically find terms in the denominator like $nU + m\Omega$, as found in Eq. 37 for $n = 2$, where m photons excite n electrons across the Mott gap. These naively suggest that there could be additional resonances for $\Omega = -n/m$ at every rational number. However, these resonances do not appear due to the cancellation of contributions from different paths, in the Brillouin-Wigner theory. To see that these *always* vanish, it is necessary to go to the Schrieffer-Wolff transformation [50], where it is evident that resonances only occur at $\Omega = -1/m$.

4. Higher-order corrections

We now comment about the effects corrections from higher orders in perturbation theory. Given that the odd powers of t_1/U lead to vanishing contributions, the next finite order in perturbation theory is sixth order. By keeping the ratio $t_1/U < 0.04$, as we must avoid heating, higher orders will contribute only small corrections to the fourth-order results. To justify the truncation of the perturbative expansion in the presence of the Floquet field, we may examine the relative contributions to J_1 . Generically, there are two contributions: the second and the fourth-order ones, $J_1 = J_1^{(2)} + J_1^{(4)}$. By computing the ratios $|J_1^{(2)}|/J_1$ and $|J_1^{(4)}|/J_1$ for the fluences considered in this work, 80% or more of the total contribution to J_1 comes from the second-order term, $|J_1^{(2)}|/J_1 \geq 0.8$. For higher values of fluence, $J_1^{(2)}$ becomes small and can even pass through zero and go negative. In this region, the sixth-order corrections must be incorporated, but otherwise are negligible.

* vquito@iastate.edu

- [1] T. Oka and S. Kitamura, *Annual Review of Condensed Matter Physics* **10**, 387 (2019).
 [2] J. H. Mentink, K. Balzer, and M. Eckstein, *Nature Com-*

munications **6**, 6708 (2015).

- [3] J. H. Mentink, *Journal of Physics: Condensed Matter* **29**, 453001 (2017).
 [4] A. Ono and S. Ishihara, *Phys. Rev. B* **98**, 214408 (2018).
 [5] J. M. Losada, A. Brataas, and A. Qaiumzadeh, *Phys. Rev. B* **100**, 060410(R) (2019).
 [6] N. Walldorf, D. M. Kennes, J. Paaske, and A. J. Millis,

- Phys. Rev. B **100**, 121110(R) (2019).
- [7] S. Chaudhary, D. Hsieh, and G. Refael, Phys. Rev. B **100**, 220403(R) (2019).
- [8] M. M. S. Barbeau, M. Eckstein, M. I. Katsnelson, and J. H. Mentink, SciPost Phys. **6**, 27 (2019).
- [9] F. Giustino, J. H. Lee, F. Trier, M. Bibes, S. M. Winter, R. Valentí, Y.-W. Son, L. Taillefer, C. Heil, A. I. Figueroa, B. Plaçais, Q. Wu, O. V. Yazyev, E. P. A. M. Bakkers, J. Nygård, P. Forn-Díaz, S. D. Franceschi, J. W. McIver, L. E. F. F. Torres, T. Low, A. Kumar, R. Galceran, S. O. Valenzuela, M. V. Costache, A. Manchon, E.-A. Kim, G. R. Schleder, A. Fazzio, and S. Roche, Journal of Physics: Materials **3**, 042006 (2021).
- [10] M. S. Rudner and J. C. W. Song, Nature Physics **15**, 1017 (2019).
- [11] M. Sato, Y. Sasaki, and T. Oka, (2014), arXiv:1404.2010 [cond-mat.str-el].
- [12] M. Sato, S. Takayoshi, and T. Oka, Phys. Rev. Lett. **117**, 147202 (2016).
- [13] S. Kitamura, T. Oka, and H. Aoki, Phys. Rev. B **96**, 014406 (2017).
- [14] M. Claassen, H.-C. Jiang, B. Moritz, and T. P. Devereaux, Nature Communications **8**, 1192 (2017).
- [15] T. Oka and H. Aoki, Phys. Rev. B **79**, 081406(R) (2009).
- [16] T. Kitagawa, T. Oka, A. Brataas, L. Fu, and E. Demler, Phys. Rev. B **84**, 235108 (2011).
- [17] N. H. Lindner, G. Refael, and V. Galitski, Nature Physics **7**, 490 (2011).
- [18] I. Martin, G. Refael, and B. Halperin, Phys. Rev. X **7**, 041008 (2017).
- [19] Y. Baum and G. Refael, Phys. Rev. Lett. **120**, 106402 (2018).
- [20] L. Yuan, Q. Lin, M. Xiao, and S. Fan, Optica **5**, 1396 (2018).
- [21] T. Ozawa and H. M. Price, Nature Reviews Physics **1**, 349 (2019).
- [22] A. Dutt, Q. Lin, L. Yuan, M. Minkov, M. Xiao, and S. Fan, Science **367**, 59 (2020).
- [23] Y. H. Wang, H. Steinberg, P. Jarillo-Herrero, and N. Gedik, Science **342**, 453 (2013).
- [24] J. W. McIver, B. Schulte, F.-U. Stein, T. Matsuyama, G. Jotzu, G. Meier, and A. Cavalleri, Nature Physics **16**, 38 (2020).
- [25] L. Balents, Nature **464**, 199 (2010).
- [26] B. Mukherjee, Phys. Rev. B **98**, 235112 (2018).
- [27] W.-J. Hu, S.-S. Gong, W. Zhu, and D. N. Sheng, Phys. Rev. B **92**, 140403(R) (2015).
- [28] Z. Zhu and S. R. White, Phys. Rev. B **92**, 041105(R) (2015).
- [29] P. H. Y. Li, R. F. Bishop, and C. E. Campbell, Phys. Rev. B **91**, 014426 (2015).
- [30] Y. Iqbal, W.-J. Hu, R. Thomale, D. Poilblanc, and F. Becca, Phys. Rev. B **93**, 144411 (2016).
- [31] S. N. Saadatmand and I. P. McCulloch, Phys. Rev. B **96**, 075117 (2017).
- [32] A. Wietek and A. M. Läuchli, Phys. Rev. B **95**, 035141 (2017).
- [33] S.-S. Gong, W. Zhu, J.-X. Zhu, D. N. Sheng, and K. Yang, Phys. Rev. B **96**, 075116 (2017).
- [34] S.-S. Gong, W. Zheng, M. Lee, Y.-M. Lu, and D. N. Sheng, Phys. Rev. B **100**, 241111(R) (2019).
- [35] L. Messio, C. Lhuillier, and G. Misguich, Phys. Rev. B **87**, 125127 (2013).
- [36] W.-J. Hu, S.-S. Gong, and D. N. Sheng, Phys. Rev. B **94**, 075131 (2016).
- [37] J. H. Shirley, Phys. Rev. **138**, B979 (1965).
- [38] H. Sambe, Phys. Rev. A **7**, 2203 (1973).
- [39] G. Mahan, *Condensed Matter in a Nutshell*, In a Nutshell (Princeton University Press, 2010).
- [40] T. Mikami, S. Kitamura, K. Yasuda, N. Tsuji, T. Oka, and H. Aoki, Phys. Rev. B **93**, 144307 (2016).
- [41] J. Berges, S. Borsányi, and C. Wetterich, Phys. Rev. Lett. **93**, 142002 (2004).
- [42] D. Abanin, W. De Roeck, W. W. Ho, and F. Huveneers, Communications in Mathematical Physics **354**, 809 (2017).
- [43] T. Mori, T. Kuwahara, and K. Saito, Phys. Rev. Lett. **116**, 120401 (2016).
- [44] L. D'Alessio and M. Rigol, Phys. Rev. X **4**, 041048 (2014).
- [45] A. Lazarides, A. Das, and R. Moessner, Phys. Rev. E **90**, 012110 (2014).
- [46] T. Kuwahara, T. Mori, and K. Saito, Annals of Physics **367**, 96 (2016).
- [47] M. Abramowitz and I. Stegun, *Handbook of Mathematical Functions with Formulas, Graphs, and Mathematical Tables*, Applied mathematics series (U.S. Government Printing Office, 1970).
- [48] I. Lindgren, Journal of Physics B: Atomic and Molecular Physics **7**, 2441 (1974).
- [49] P. Mohan, R. Saxena, A. Kundu, and S. Rao, Phys. Rev. B **94**, 235419 (2016).
- [50] M. Bukov, M. Kolodrubetz, and A. Polkovnikov, Phys. Rev. Lett. **116**, 125301 (2016).
- [51] See the Supplemental Material at <http://link.aps.org/supplemental/XXXXX>.
- [52] M. Born and E. Wolf, *Principles of Optics: Electromagnetic Theory of Propagation, Interference and Diffraction of Light* (Elsevier Science, 2013).
- [53] G. Piquero, L. Monroy, M. Santarsiero, M. Alonzo, and J. C. G. de Sande, Journal of Optics **20**, 065602 (2018).
- [54] D. Colas, L. Dominici, S. Donati, A. A. Pervishko, T. C. Liew, I. A. Shelykh, D. Ballarini, M. de Giorgi, A. Bramati, G. Gigli, E. d. Valle, F. P. Laussy, A. V. Kavokin, and D. Sanvitto, Light: Science & Applications **4**, e350 EP (2015).
- [55] A. M. Beckley, T. G. Brown, and M. A. Alonso, Opt. Express **18**, 10777 (2010).
- [56] N. Ortega-Quijano, J. Fade, F. Parnet, and M. Alouini, Opt. Lett. **42**, 2898 (2017).
- [57] A. Shevchenko, M. Roussey, A. T. Friberg, and T. Setälä, Optica **4**, 64 (2017).
- [58] A. Shevchenko and T. Setälä, Phys. Rev. A **100**, 023842 (2019).
- [59] A. Hannonen, K. Saastamoinen, L.-P. Leppänen, M. Koivurova, A. Shevchenko, A. T. Friberg, and T. T. Setälä, New Journal of Physics **21**, 083030 (2019).
- [60] D. Klyshko, Journal of Experimental and Theoretical Physics **84**, 1065 (1997).
- [61] J. Lehner, U. Leonhardt, and H. Paul, Phys. Rev. A **53**, 2727 (1996).
- [62] J. Goodman, *Statistical Optics*, Wiley Series in Pure and Applied Optics (Wiley, 2015).
- [63] Coherent superpositions will create more complicated Lissajous figures.
- [64] We fix the intensity, but it may vary, as for natural light [52].
- [65] O. I. Motrunich, Phys. Rev. B **72**, 045105 (2005).

- [66] J. Liu, K. Hejazi, and L. Balents, *Phys. Rev. Lett.* **121**, 107201 (2018).
- [67] Approaching from above ($\Omega > U + 2\gamma t_1$) does not lead to substantial enhancements.
- [68] Fortunately, considering m photons does not lead to further restrictions.
- [69] We must also take care to remain in the regime where perturbation theory makes sense, as the fourth-order corrections to J_1 can potentially drive it negative for some range of fluences. This is further discussed in the Supplementary Material [51].
- [70] K. Hejazi, J. Liu, and L. Balents, *Phys. Rev. B* **99**, 205111 (2019).
- [71] T. Li, A. Patz, L. Mouchliadis, J. Yan, T. A. Lograsso, I. E. Perakis, and J. Wang, *Nature* **496**, 69 (2013).
- [72] A. Sell, A. Leitenstorfer, and R. Huber, *Opt. Lett.* **33**, 2767 (2008).
- [73] A. C. Potter, T. Senthil, and P. A. Lee, *Phys. Rev. B* **87**, 245106 (2013).
- [74] D. V. Pilon, C. H. Lui, T. H. Han, D. Shrekenhamer, A. J. Frenzel, W. J. Padilla, Y. S. Lee, and N. Gedik, *Phys. Rev. Lett.* **111**, 127401 (2013).
- [75] A. Pustogow, Y. Saito, E. Zhukova, B. Gorshunov, R. Kato, T.-H. Lee, S. Fratini, V. Dobrosavljević, and M. Dressel, *Phys. Rev. Lett.* **121**, 056402 (2018).
- [76] J. R. Colbert, H. D. Drew, and P. A. Lee, *Phys. Rev. B* **90**, 121105(R) (2014).
- [77] W. Burns, *Journal of Lightwave Technology* **1**, 475 (1983).
- [78] J. P. M. Jr. and R. A. Chipman, *Optical Engineering* **29**, 1478 (1990).
- [79] N. Hodgson and H. Weber, *Laser Resonators and Beam Propagation: Fundamentals, Advanced Concepts, Applications*, Springer Series in Optical Sciences (Springer Berlin Heidelberg, 2005).
- [80] A. H. MacDonald, S. M. Girvin, and D. Yoshioka, *Phys. Rev. B* **37**, 9753 (1988).
- [81] A. L. Chernyshev, D. Galanakis, P. Phillips, A. V. Rozhkov, and A. M. S. Tremblay, *Phys. Rev. B* **70**, 235111 (2004).
- [82] V. L. Quito and R. Flint, (2020), [arXiv:2003.05933 \[cond-mat.str-el\]](https://arxiv.org/abs/2003.05933).
- [83] J. R. Schrieffer and P. A. Wolff, *Phys. Rev.* **149**, 491 (1966).