

Advanced Receiver Architectures for Millimeter Wave Communications with Low-Resolution ADCs

Jinseok Choi, *Member, IEEE*, Gilwon Lee, *Member, IEEE*, Ahmed Alkhateeb, *Member, IEEE*, Alan Gatherer, *Fellow, IEEE*, Naofal Al-Dhahir, *Fellow, IEEE*, and Brian L. Evans, *Fellow, IEEE*

Abstract—Deploying large antenna arrays coupled with high-speed and high-resolution analog-to-digital converters (ADCs) leads to the high implementation cost and excessive power consumption in millimeter wave (mmWave) communication receivers. Although using low-resolution ADCs is a promising solution to address this problem, the performance degradation due to non-negligible quantization error and the large number of radio frequency (RF) chains are not desirable. In this article, we discuss advanced receiver architectures with low-resolution ADCs that further improve the spectral and energy efficiency tradeoff. To reduce both the number of RF chains and ADC bits, hybrid analog-and-digital beamforming is jointly considered with low-resolution ADCs. We explore the challenges in designing such a receiver and present key insights on how this advanced architecture overcomes such challenges. As an alternative low-resolution ADC receiver, we also introduce a receiver with learning-based detection. Such a receiver does not require explicit channel estimation, thereby is suitable for one-bit ADC systems. Finally, future challenges and research issues are discussed.

I. INTRODUCTION

Millimeter wave massive multiple-input multiple-output (MIMO) communication systems offer a substantial increase in data rate thanks to the availability of wide bandwidth and packing of many antennas in a small array space [1]. The problem of prohibitively large power consumption, however, becomes a major implementation challenge due to the large number of antennas coupled with high sampling rates. Traditionally, the large antenna arrays accompany a large number of RF chains followed by a large number of high-resolution ADCs. The power consumption of ADCs scales exponentially in the number of quantization bits b , i.e., $P_{\text{ADC}} \propto 2^b$, thereby driving high-speed and high-resolution ADCs to be the primary power consumers in the mmWave massive MIMO systems [2].

Accordingly, low-resolution ADC systems have attracted considerable attention as a low-power solution and showed improved tradeoff between spectral efficiency (SE) and energy efficiency (EE) [3]. Nevertheless, the SE loss from the non-negligible quantization error is still discouraging. In addition, conventional low-resolution ADC systems only reduce the number of quantization bits while still maintaining a large number of RF chains. Consequently, an elaborate design of the low-resolution ADC receiver architecture is desirable to overcome such limitations.

To reduce both the number of RF chains and quantization bits, hybrid analog-and-digital beamforming (BF)

is jointly considered with low-resolution ADCs in the receiver architecture [4]–[6]. Hybrid BF for low-resolution ADC systems achieves a potential energy efficiency gain compared to fully digital BF with low-resolution ADC systems [4]. A naive combination of hybrid BF with a low-resolution ADC receiver, however, cannot achieve the full potential of the large antenna arrays due to the increased quantization error [5], [6]. This shows that the state-of-the-art hybrid BF techniques developed for perfect quantization systems cannot be directly used in the coarse quantization system. Hence, the hybrid BF with low-resolution ADC receiver needs to be re-designed to fully utilize its potential advantage.

In this article, we introduce advanced receiver architectures with low-resolution ADCs for mmWave massive MIMO communications. We first focus on the hybrid BF with low-resolution ADC receiver architecture and present two advanced receiver architectures that further improve the SE and EE tradeoff by effectively addressing key design challenges. Specifically, in the following sections we detail the challenges in designing hybrid BF with quantization error and highlight the potential design optimization aspects to manage the quantization error. We also explain key insights on how the proposed advanced receiver architectures overcome such challenges based on both theoretical and numerical results. In addition, we introduce an alternative receiver architecture, called a learning-based blind receiver, which does not require explicit channel estimation. Finally, we conclude with a discussion on future research directions associated with remaining design challenges for the realization of spectrum- and energy-efficient receivers in mmWave massive MIMO systems.

II. HYBRID BEAMFORMING FOR LOW-RESOLUTION ADC RECEIVER

Hybrid BF was initially introduced in [7]. The key idea of hybrid BF is to project N_r -dimensional signals onto an N_{RF} -dimensional subspace by employing analog BF followed by processing using digital BF, where $N_{\text{RF}} (\ll N_r)$ and N_r denote the numbers of RF chains and receive antennas, respectively [8], [9]. Hybrid BF entered the limelight of standard organizations such as 3GPP, after mmWave communication was considered for 5G communications. The motivation for hybrid BF in mmWave communications emerges from the sparse nature of the mmWave channels which enables analog/hybrid BF architectures to reduce

the number of RF chains with negligible impact on the SE [9]. More specifically, the hybrid BF approach can be implemented in an energy-efficient manner for sparse mmWave channels by collecting most of the channel gains through analog BF with a smaller number of RF chains and by managing inter-user (or intra-user) interference via digital BF within the reduced dimensional subspace. Therefore, utilizing hybrid BF for a low-resolution ADC system can create an opportunity to further improve the SE-EE tradeoff by reducing both the numbers of RF chains and quantization bits.

A. Advantages

By employing hybrid BF, the low-resolution ADC system can further reduce the power consumption at the receivers thanks to the reduced number of RF chains, and hence can be utilized in a variety of use cases such as drone communications and low-power-consumption Internet-of-Things device communications. Since such use cases require operation for a long period without a source of power supply, it is difficult to realize them with a high-speed and high-resolution ADC system that requires a large power consumption.

In addition, one of the pioneering works on hybrid BF with low-resolution ADCs [4] showed that the hybrid BF architecture achieves a better EE (bits/Joule) with low-resolution ADCs than with high-resolution ADCs. The simulation study in [4] further demonstrated that the hybrid BF architecture can achieve a comparable SE to the fully-digital solution in the low and intermediate SNR range. These results not only verify potential benefits of the hybrid BF for low-resolution ADC systems with respect to EE but also confirm that its SE is not much degraded from that of the fully-digital BF for low-resolution ADC systems.

Related to these advantages, it is additionally shown in [5] that either hybrid BF or fully-digital BF can achieve a better SE-EE tradeoff in low-resolution ADC systems depending on the power consumption characteristics of the mmWave receivers. Although there are certain cases shown in [5] where the fully-digital BF yields the best SE-EE tradeoff, it is remarkable that for some other cases, the performance of the hybrid BF systems with even simple hybrid combining methods can be comparable to or superior to that of fully-digital BF in the low-resolution ADC regime.

B. Challenges

Rigorous analysis of low-resolution ADC systems is challenging since the quantization process is non-linear and the quantization error is intertwined with the channel coefficients. To resolve the difficulty, there have been several linear quantization models used in the literature such as Busgang decomposition and additive quantization noise model (AQNM). Using the Busgang decomposition which provides an exact linear model for one-bit quantization, key communication functions such as a channel estimator

were developed and analyzed in one-bit ADC systems [10]. Contrary to the Busgang decomposition that often focuses on one-bit systems, the AQNM has been widely adopted in the literature to design or analyze general low-resolution ADC systems. Accordingly, due to the tractability of the AQNM, low-resolution ADC systems were analyzed from both theoretical [4] and numerical perspectives [5]. Regarding the hybrid BF design, however, it is still challenging to find the optimal BF coefficients in low-resolution ADC systems even with the linear quantization models due to direct dependency between quantization error and the analog combined channels under the constant modulus constraint on each element of the analog combining matrix.

When designing hybrid BF for low-resolution ADC systems, one should consider the main bottleneck in low-resolution ADC systems which is the limited resolution and dynamic range. The quantization error becomes large in low-resolution ADC systems, and a small signal component can be easily buried in the quantization noise when the input signal power is high. Furthermore, a large input signal component could lead to ADC saturation, which can cause signal clipping. Those problems need to be addressed by re-designing the receiver's analog components such as 1) analog combiner and 2) ADCs. In the next section, we introduce novel architectures for mmWave communications with low-resolution ADCs, which can enhance the performance with marginal increases in the cost and complexity, thereby extending its SE-EE tradeoff region.

III. ADVANCED RECEIVER ARCHITECTURES

We introduce two advanced receiver architectures that improve the rate and power tradeoff by re-designing the analog components: the analog combiner and ADCs. Then, we briefly present an alternative data-driven receiver that decodes coarsely quantized signals without explicit channel knowledge.

A. Two-Stage Analog Combining Receiver

Focusing on designing an optimal analog combiner for low-resolution ADC systems, a two-stage analog combining receiver architecture has been proposed for mmWave communications in [11]. As shown in Fig. 1, the two-stage analog combining receiver employs two consecutive analog combiners with different sizes. For the first analog combiner, the number of outputs is less than the number of receive antennas N_r and equals to the number of RF chains N_{RF} . The numbers of inputs and outputs of the second analog combiner are the same as N_{RF} , i.e., it is an $N_{RF} \times N_{RF}$ square matrix.

It was proved in [11] that asymptotic optimality in the number of RF chains can be achieved if (1) the first analog combiner is the left-singular vectors of the channel matrix and (2) the second analog combiner is any $N_{RF} \times N_{RF}$ orthonormal matrix that satisfies the constant modulus condition on its elements. When the optimality conditions are met, the capacity increases logarithmically with the number

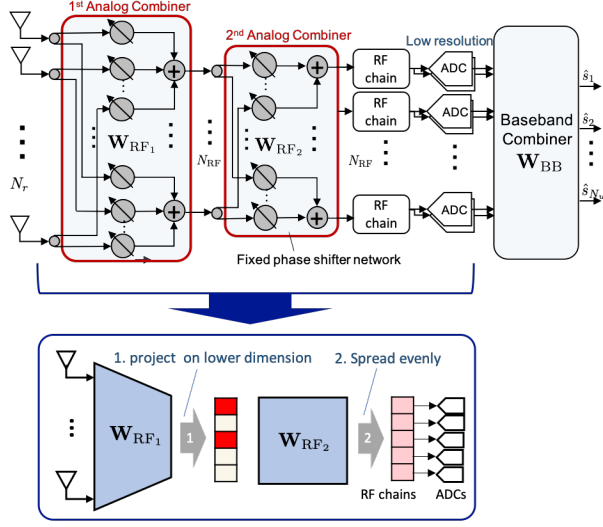


Figure 1. Two-stage analog combining architecture with key insights and principle.

of RF chains, which is an optimal scaling law, whereas the capacity with only the first analog combiner is upper bounded by a constant value. In addition, the capacity with the two-stage analog combiner can be maximized when nonzero channel singular values are the same.

The insights in Fig. 1 shows how the two-stage analog combiner achieves such optimality. When the described conditions are satisfied, the first analog combiner collects the entire channel gains into the smaller dimension and the second analog combiner spreads the gains evenly over all RF chains. This means that there is ideally no loss in the channel gain and all ADCs generate moderate quantization errors thanks to the balanced signal power over the RF chains. Although the second analog combiner matrix does not reduce the total quantization error since it is orthonormal, it plays a key role in reducing the quantization error for the desired signals, which we define as *effective quantization error*, by changing the distribution of the channel gains, or equivalently, that of the quantization errors.

In [11], the first analog combiner is designed with array response vectors (ARVs) to satisfy the constant modulus condition while achieving the performance of singular vector decomposition combining. Exploiting the sparse mmWave channels in the beam domain, the ARVs can nearly meet the optimality condition for the first analog combiner. The second analog combiner is designed with a discrete Fourier transform (DFT) matrix or Hadamard matrix which adds the order of N_{RF}^2 computational complexity. This shows that the two-stage analog combining architecture provides a favorable structure for implementing the analog combiner that closely satisfies the optimality conditions with a constant modulus constraint on each element. In addition, the second analog combiner does not depend on the channel conditions. Therefore, it can be implemented with fixed phase shifters without requiring additional power consumption on steering

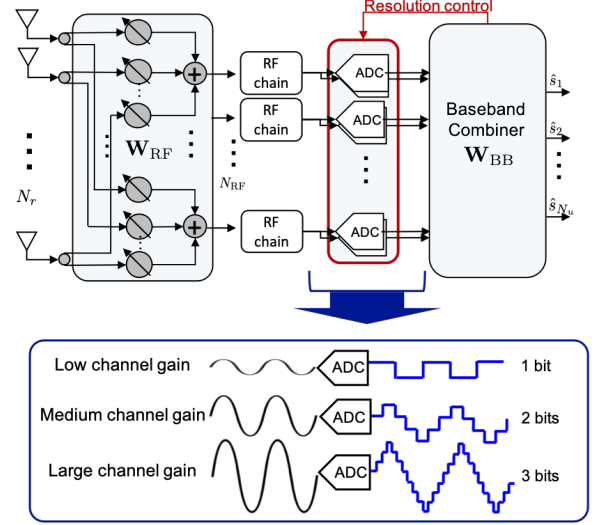


Figure 2. Resolution-adaptive ADC with hybrid BF architecture with key insights and principle.

the phases. Furthermore, if N_{RF} is a power of two, the fast Fourier transform version of the DFT calculation can be implemented, which only adds the order of $N_{RF} \log N_{RF}$ compared to the conventional hybrid BF with low-resolution ADC receiver.

Adopting a narrowband geometry-based channel model as in [11] for 2 average channel propagation paths, the average signal powers on each RF chain are compared in Fig. 3 for the two-stage and conventional one-stage analog combining cases when the first analog combiner is designed with ARVs as in [11]. The signal power of the two-stage case is distributed evenly over the RF chains whereas that of the one-stage case is concentrated on a few RF chains. Accordingly, for the one-stage case, the large signals on a few RF chains, which are mostly desired signal components, suffer from large quantization distortion while the small signals on many of the RF chains, which are mostly noise components, experience small quantization distortion. Consequently, adding the second analog combiner can reduce the effective quantization error for the desired signals by evenly spreading the signal power. Thus, it potentially mitigates the forementioned problems caused by the limited resolution and dynamic range of ADCs.

B. Resolution-Adaptive ADC Receiver

With a different optimization goal from the two-stage analog combining receiver, a resolution-adaptive ADC receiver has been proposed in [12]. This work focuses on finding an optimal bit distribution to minimize the total mean squared quantization error (MSQE) under limited power consumption so that the existing state-of-the-art hybrid BF techniques for perfect quantization systems can be applied with minimal performance degradation. As shown in Fig. 2, the proposed receiver changes the resolution of each ADC

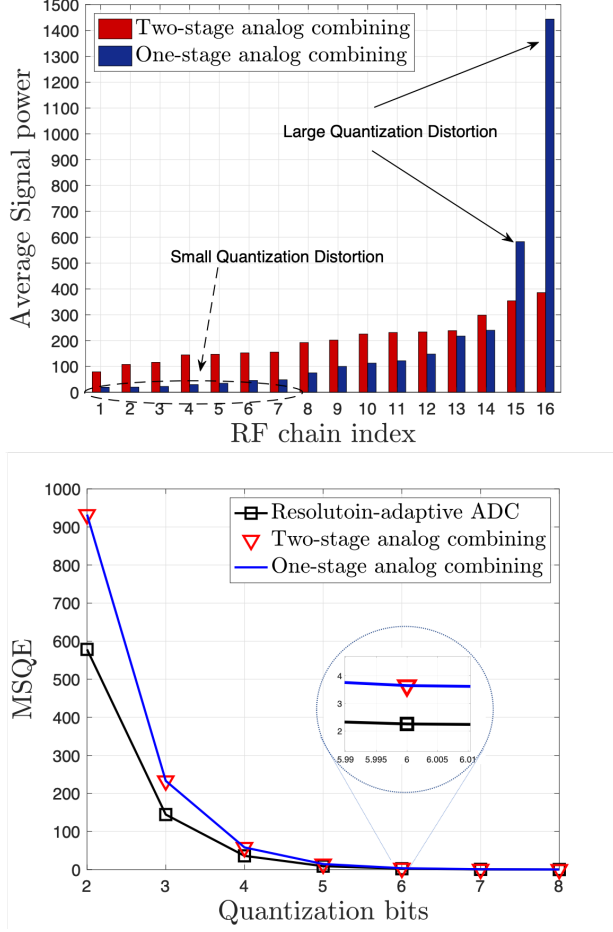


Figure 3. The average signal power on each RF chain and the total MSQE for 128 BS antennas, 16 RF chains, 4 users, 64-QAM constellation at SNR = 10 dB. Quantization bits indicate the constraint bits \bar{b} for the adaptive ADC case and the actual ADC bits for the other cases.

depending on the aggregated channel gain on each ADC, thereby using a limited power budget efficiently.

A near optimal bit allocation that minimizes the total MSQE with a limited power budget was derived in closed form in [12]. The number of allocated bits for each ADC increases logarithmically with the associated channel gain, i.e., more bits to the ADC with a larger channel gain as shown in Fig. 2. The derived bit-allocation solution has two different interpretations: (1) in the high signal-to-noise ratio (SNR) range, it minimizes the total quantization error and (2) in the low SNR range, it maximizes the generalized mutual information which serves as a lower bound on channel capacity. Therefore, the derived bit allocation solution is expected to be effective in both high and low SNR ranges.

When the power consumption of N_{RF} ADCs with a fixed resolution of \bar{b} bits ($\propto N_{\text{RF}}2^{\bar{b}}$) is set as a power constraint, the near optimal bit allocation for the i th pair of ADCs becomes logarithmically proportional to $|h_i|^{\frac{2}{3}}$ where $|h_i|^2$ is the aggregated channel gain at the i th RF chain, followed by a simple non-negative rounding operation. Once the bit

Table I
PERCENTAGE OF ADCs WITH DIFFERENT RESOLUTIONS AFTER BIT ALLOCATION

ADC Resolutions	Bit Constraint					
	$\bar{b} = 1$	$\bar{b} = 2$	$\bar{b} = 3$	$\bar{b} = 4$	$\bar{b} = 5$	$\bar{b} = 6$
$b = 0$	27.50	0.41	0	0	0	0
$b = 1$	47.70	36.04	0.63	0	0	0
$b = 2$	23.54	46.67	35.83	0.63	0	0
$b = 3$	1.25	16.67	46.88	35.83	0.63	0
$b = 4$	0	0.21	16.46	46.88	35.83	0.63
$b = 5$	0	0	0.21	16.46	46.88	35.83
$b = 6$	0	0	0	0.21	16.46	46.88
$b = 7$	0	0	0	0	0.21	16.46
$b = 8$	0	0	0	0	0	0.21

distribution is determined, it remains unchanged during the channel coherence time or a longer time duration such as the coherence time for the large scale fading or the angles of arrivals or departures. Since the bit allocation is a closed-form solution [12], the additional computational complexity is the order of $N_{\text{RF}}N_u$ for computing the aggregated channel gains where N_u is the number of transmitted symbols.

Since the bit allocation solution minimizes the total quantization errors, this also reduces the effective quantization error. Therefore, it can also mitigate the problems caused by the limited resolution and dynamic range of low-resolution ADCs. Note that the beam domain channel vector that the receiver sees after the analog combining is sparse in mmWave communications. Accordingly, more selective bit allocations can be realized, thereby providing a larger benefit. The total MSQE results with the same ARV-based analog combiner in Fig. 3 demonstrate that the adaptive ADC receiver reduces the quantization error more than 30% from the other receivers with fixed-resolution ADCs. Therefore, the state-of-the-art hybrid BF techniques for perfect quantization systems can be applied with reduced performance degradation.

Table I shows the average bit distribution after bit allocation for different bit constraints \bar{b} . In general, the ADCs are assigned four to five different resolutions depending on the channel condition, which means that allocating equal bits to all ADCs is far from minimizing the quantization error. When the bit constraint is very small, i.e., $\bar{b} \in \{1, 2\}$, some ADCs are assigned with zero bit. In such case, the RF components associated with zero-bit ADCs can be turned off during the channel coherence period, thereby providing additional power saving to the receiver.

C. Learning-based Blind Receiver

Here we introduce a different type of advanced receiver as a guide toward future architectures. As shown in Fig. 4, a learning-based blind receiver architecture that decodes quantized signals without requiring explicit channel estimation has been developed in [13], [14]. The fundamental idea behind this receiver is to learn characteristics of the quantized outputs at each antenna instead of estimating the channel state information (CSI), by considering the

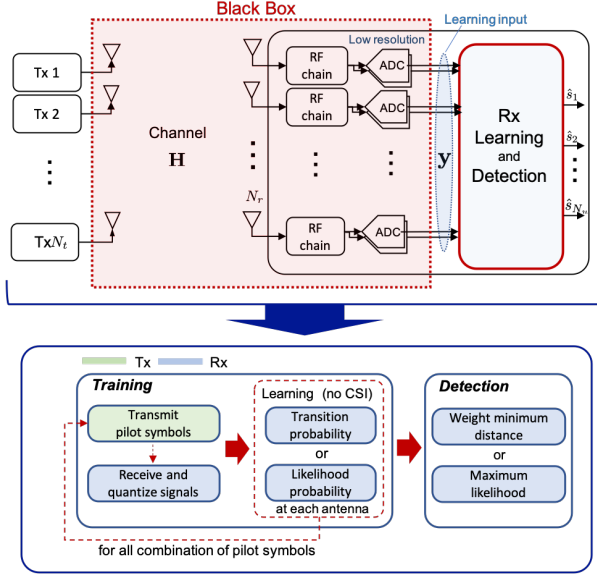


Figure 4. Learning based blind detection receiver architecture with key insights and principle.

channel and quantization functions as a black box. When the quantized outputs are obtained during the training phase, the receiver counts the frequency of each quantized output and considers it as a likelihood function $p(y|s)$ for an associated training symbol. Leveraging the likelihood functions, the receiver can perform symbol detection using, for example, the maximum likelihood and minimum distance detection.

However, the main problem of this receiver architecture is the large dependency on the training length for each combination of transmit symbols N_{tr} . Particularly in the medium to high SNR regime, it is highly likely to obtain the same quantized outputs at many antennas during the training phase, i.e., N_{tr} zeros or ones for the one-bit ADC case, since the channel is invariant during the training. Then, the likelihood probability for the training symbol at such antenna is either zero or one. This does not provide valid information when using maximum likelihood detection, and even wipes out the entire information obtained during the training phase, thereby severely degrading the detection capability. Therefore, a prohibitively large number of training symbols is required to obtain desirable likelihood functions over most antennas at every channel coherence time.

A coding theoretic approach [13] and a signal processing approach [14] depicted in Fig. 4 have been proposed to overcome such challenge, by significantly reducing the training length N_{tr} . In [13], the receiver first estimates the quantized outputs without additive noise and considers the estimated outputs as a codeword. Then, the transition probability of each element of the codeword is also estimated at each antenna. Using the estimated codeword and transition probabilities, the receiver decodes the transmitted symbols based on the weighted minimum distance detection. As a different approach, a dithering technique is used during the

training phase in [14] to increase the robustness of learning likelihood functions. Adding dithering signals provides artificial noise to the received signals and decreases the probability of observing N_{tr} zeros or ones. Then, the actual likelihood function is derived from the obtained likelihood functions of the dithered signals and used for maximum likelihood detection.

Although the proposed techniques greatly reduce the training length N_{tr} for each training symbol, the number of training symbols that increases exponentially with the number of users ($N_{sym} = M^{N_u}$) still remains as a primary bottleneck of realizing such receiver, where M denotes the modulation order. Therefore, this architecture still needs more investigation to manage the large number of training symbols N_{sym} when there are many users with high-order modulations. Despite of this limitation, the learning-based blind receiver can be considered as a potential receiver architecture especially for one-bit ADC systems since channel estimation is particularly more challenging in one-bit ADC systems.

IV. SPECTRAL AND ENERGY EFFICIENCY

In Fig. 5, the SE-EE tradeoff is evaluated for the two-stage analog combining, resolution-adaptive ADC, and one-stage analog combining receivers with the channel model used in [11]. ARV-based analog combiners are used for the first analog combiner of the two-stage analog combining receiver as in [11] and also used for analog combiners of the resolution-adaptive ADC and one-stage analog combining receivers. Each point in the curves represents the SE-EE tradeoff result for 3 to 7 quantization bits per ADC for the case of 128 base station (BS) antennas. In computing the power consumption of analog components, we use $P_{LNA} = 39\text{mW}$, $P_{PS} = 2\text{mW}$, $P_M = 16.8\text{mW}$, $P_{LO} = 5\text{mW}$, $P_{LPF} = 14\text{mW}$, $P_{BBamp} = 5\text{mW}$, and $P_{ADC} = c f_s 2^b$ for a low noise amplifier, phase shifter, mixer, local oscillator, low-pass filter, baseband amplifier, and ADC, respectively [5]. Here, $c = 494 \text{ fJ/step/Hz}$ is Walden's figure-of-merit, f_s is the sampling rate and b is the number of quantization bits.

Unlike the fully digital BF with low-resolution ADC receiver, the hybrid BF with low-resolution ADC receivers provide various SE-EE tradeoffs for different numbers of RF chains with improved SE-EE performance. The hybrid BF based receivers achieve the best SE-EE tradeoff with 6 to 7 bits per ADC for 12 to 20 RF chains, whereas the fully digital BF based receiver shows the best tradeoff with 4 to 5 bits and suffers from high power consumption for more than 5 bits due to the large number of RF chains and ADCs. This demonstrates the advantage of deploying the hybrid BF for low-resolution ADC systems, achieved by offering more flexibility in changing the number of RF chains and ADC bits.

Among the hybrid BF based receivers, the resolution-adaptive ADC receiver shows the best SE-EE performance since it reduces both the total quantization error and effective

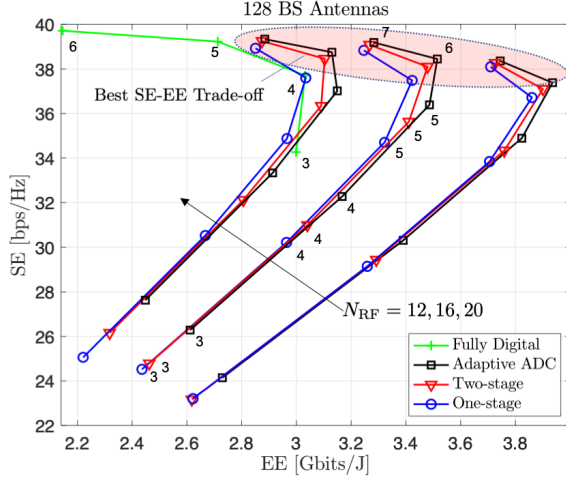


Figure 5. Simulation results with 4 users, 2 average channel propagation paths, SNR = 10 dB, and $f_s = 1$ GHz bandwidth for $\{12, 16, 20\}$ RF chains. SE and EE points for (3 – 7 bits) are simulated for 128 BS antennas.

quantization error. Although the two-stage analog combining receiver does not reduce the total quantization error, it also shows an improved SE-EE performance compared to the one-stage analog combining receiver. This is because the two-stage analog combining receiver reduces the effective quantization error by spreading the signal power evenly over the RF chains. Among the hybrid BF cases, the adaptive ADC receiver achieves the highest SE for the same number of bits, and the two-stage analog combining receiver reveals an improved SE in most cases compared to the conventional one-stage analog combining receiver. Thus, the two advanced receivers achieve higher SE-EE performance compared to the naive hybrid BF with low-resolution ADC receiver in most cases.

V. KEY CHALLENGES AND FUTURE DIRECTIONS

In this section, we highlight the key challenges and potential research directions for mmWave receiver architectures with low-resolution ADCs.

Extensions to sub-array architectures: The current 3GPP standards of 5G NR are mainly developing under the sub-array hybrid BF architecture because of its relatively simple implementation. It is therefore important to extend the proposed low-resolution ADC receivers to the array of sub-arrays architecture where only a subset of antennas is connected to each RF chain, while keeping their advantages. For example, one initial approach would be to use a sub-array analog combiner as a first analog combiner followed by an $N_{\text{RF}} \times N_{\text{RF}}$ second analog combiner that satisfies the constant modulus condition. Based on the same intuition as shown in Fig. 1, one can expect performance improvement from a conventional sub-array based hybrid BF receiver with low-resolution ADCs.

Extensions to frequency-selective channels: Another important research direction is to identify potential ad-

vantages of the proposed architectures in an orthogonal frequency-division multiplexing (OFDM) system. The advanced receivers have been analyzed under the narrowband channel assumption to validate their advantages in the initial stage. Nonetheless, assuming that the first stage analog combiner is designed to match strong signal paths in a wideband sense as the standards specify, it is more likely for the second stage analog combiner to play a key role in reducing the effective quantization errors, considering the few multi-path propagation channels in the mmWave bands. Developing efficient solutions to address these challenges in wideband channels is an important future research direction.

Channel estimation: In the 5G standards, analog BF of the transmitter and the receiver is selected from predetermined codebooks through beam sweeping by computing a coarse channel quality measure such as the reference signal received power. Then, the channel estimation is performed via sounding reference signals to obtain the CSI of the effective channels after composing the analog BF. Therefore, it is somewhat challenging, in the current standards, to select the analog BF in a sophisticated manner since it should be done without the CSI of the entire channels. For the proposed architectures, the average signal-to-quantization-noise-ratio of the pilot symbols could be improved from the conventional architecture thanks to the fact that the effective quantization errors can be suppressed by the second stage analog combiner or adaptive ADC control. Accordingly, considering the various aspects of the 3GPP standards, it is important to develop efficient channel estimation strategies for mmWave receivers with low-resolution ADCs. These strategies could also leverage prior observations and machine learning tools to reduce the channel training and estimation overhead [15]. This defines an important future research direction.

VI. CONCLUSION

Low-resolution ADCs provide advantages in reducing hardware cost and power consumption in mmWave massive MIMO systems. However, the performance degradation due to non-negligible quantization error and the large number of RF chains are still not desirable. In this article, we described advanced receiver architectures that employ low-resolution ADCs and described key insights and underlying principles. Employing hybrid beamforming jointly with low-resolution ADCs offers the opportunity to reduce both the number of RF chains and quantization bits. Leveraging this benefit, the two-stage analog combining and resolution-adaptive ADC receivers focus on optimizing the analog combiner and ADC resolutions to reduce the effective quantization error, respectively. We also introduced a learning-based low-resolution ADC receiver which decodes symbols without the CSI via a simple learning process and can be considered as a potential data-driven receiver architecture for one-bit ADC systems. Although many challenges still remain to realize the proposed receivers, theoretical and numerical studies validated their high potential.

REFERENCES

- [1] Z. Pi and F. Khan, "An introduction to millimeter-wave mobile broadband systems," *IEEE Commun. Mag.*, vol. 49, no. 6, pp. 101–107, 2011.
 - [2] J. Zhang, L. Dai, X. Li, Y. Liu, and L. Hanzo, "On low-resolution ADCs in practical 5G millimeter-wave massive MIMO systems," *IEEE Commun. Mag.*, vol. 56, no. 7, pp. 205–211, 2018.
 - [3] J. Liu, Z. Luo, and X. Xiong, "Low-Resolution ADCs for Wireless Communication: A Comprehensive Survey," *IEEE Access*, vol. 7, pp. 91 291–91 324, 2019.
 - [4] J. Mo, A. Alkhateeb, S. Abu-Surra, and R. W. Heath, "Hybrid architectures with few-bit ADC receivers: Achievable rates and energy-rate tradeoffs," *IEEE Trans. on Wireless Commun.*, vol. 16, no. 4, pp. 2274–2287, 2017.
 - [5] W. B. Abbas, F. Gomez-Cuba, and M. Zorzi, "Millimeter wave receiver efficiency: A comprehensive comparison of beamforming schemes with low resolution ADCs," *IEEE Trans. on Wireless Commun.*, vol. 16, no. 12, pp. 8131–8146, 2017.
 - [6] K. Roth, H. Pirzadeh, A. L. Swindlehurst, and J. A. Nossek, "A comparison of hybrid beamforming and digital beamforming with low-resolution ADCs for multiple users and imperfect CSI," *IEEE J. of Sel. Topics in Signal Process.*, vol. 12, no. 3, pp. 484–498, 2018.
 - [7] X. Zhang, A. F. Molisch, and S.-Y. Kung, "Variable-phase-shift-based RF-baseband codesign for MIMO antenna selection," *IEEE Trans. on Signal Process.*, vol. 53, no. 11, p. 4091, 2005.
 - [8] A. Alkhateeb, O. El Ayach, G. Leus, and R. W. Heath, "Channel estimation and hybrid precoding for millimeter wave cellular systems," *IEEE J. of Sel. Topics in Signal Process.*, vol. 8, no. 5, pp. 831–846, 2014.
 - [9] R. W. Heath, N. Gonzalez-Prelcic, S. Rangan, W. Roh, and A. M. Sayeed, "An overview of signal processing techniques for millimeter wave MIMO systems," *IEEE J. of Sel. Topics in Signal Process.*, vol. 10, no. 3, pp. 436–453, 2016.
 - [10] Y. Li, C. Tao, G. Seco-Granados, A. Mezghani, A. L. Swindlehurst, and L. Liu, "Channel estimation and performance analysis of one-bit massive MIMO systems," *IEEE Trans. on Signal Process.*, vol. 65, no. 15, pp. 4075–4089, 2017.
 - [11] J. Choi, G. Lee, and B. L. Evans, "Two-Stage Analog Combining in Hybrid Beamforming Systems With Low-Resolution ADCs," *IEEE Trans. on Signal Process.*, vol. 67, no. 9, pp. 2410–2425, 2019.
 - [12] J. Choi, B. L. Evans, and A. Gatherer, "Resolution-adaptive hybrid MIMO architectures for millimeter wave communications," *IEEE Trans. on Signal Process.*, vol. 65, no. 23, pp. 6201–6216, 2017.
 - [13] S.-N. Hong, S. Kim, and N. Lee, "A weighted minimum distance decoding for uplink multiuser MIMO systems with low-resolution ADCs," *IEEE Trans. on Commun.*, vol. 66, no. 5, pp. 1912–1924, 2017.
 - [14] J. Choi, Y. Cho, B. L. Evans, and A. Gatherer, "Robust Learning-Based ML Detection for Massive MIMO Systems with One-Bit Quantized Signals," *IEEE Global Commun. Conf.*, Dec. 9-13, 2019.
 - [15] Y. Zhang, M. Alrabeiah, and A. Alkhateeb, "Deep Learning for Massive MIMO with 1-Bit ADCs: When More Antennas Need Fewer Pilots," *arXiv preprint arXiv:1910.06960*, 2019.
- Jinseok Choi** [M'19] (jinseokchoi89@utexas.edu) received his B.S. degree in Electrical and Electronic Engineering at Yonsei University, Seoul, South Korea in 2014. He received his M.S. and Ph.D. degrees in Electrical and Computer Engineering at The University of Texas at Austin, TX, USA, in 2016 and 2019, respectively. He is now a wireless R&D senior engineer at Qualcomm Inc., San Diego, CA, USA.
- Gilwon Lee** [M'16] (gilwon.lee30@gmail.com) is a staff research engineer at Samsung Research America (SRA), Plano, TX. He earned his Ph.D. degree in Electrical Engineering from Korea Advanced Institute of Science and Technology (KAIST) in 2016. He was a postdoctoral fellow in Electrical and Computer Engineering at The University of Texas at Austin, and was a software engineer at Intel Corporation, Santa Clara, CA.
- Ahmed Alkhateeb** [M'16] (aalkhateeb@asu.edu) received the B.S. and M.S. degrees in electrical engineering from Cairo University, Egypt, in 2008 and 2012, respectively, and the Ph.D. degree in electrical engineering from The University of Texas at Austin, USA, in 2016. From 2016 to 2017, he was a Wireless Communications Researcher with the Connectivity Lab, Facebook. He joined Arizona State University in 2018, where he is currently an Assistant Professor with the School of Electrical, Computer and Energy Engineering. He was a recipient of the 2016 IEEE Signal Processing Society Young Author Best Paper Award.
- Alan Gatherer** [F'15] (alan.gatherer@futurewei.com) is a Senior Technical Vice President at Futurewei and an IEEE Fellow. He is responsible for software/hardware R&D for next generation baseband SoC. Alan joined Futurewei in January 2010. Previously he was a Fellow and CTO at Texas Instruments leading the development of high performance, multicore DSP and 3GPP standardization. Alan has authored over 50 journal and conference papers, holds over 80 awarded patents and is author of "The Application of Programmable DSPs in Mobile Communications". Alan received his BEng from Strathclyde University in Scotland and his PhD from Stanford University in California in 1993.
- Naofal Al-Dhahir** [F'07] (aldhahir@utdallas.edu) is Erik Jonsson Distinguished Professor and ECE Associate Head at UT-Dallas. He earned his PhD degree in Electrical Engineering from Stanford University. From 1994 to 2003, he was a principal member of the technical staff at GE Research and AT&T Shannon Laboratory. He is co-inventor of 43 issued US patents, co-author of over 430 papers and co-recipient of 4 IEEE best paper awards. He received the 2019 IEEE SPCE technical recognition award. He is an IEEE Fellow and served as Editor-in-Chief of IEEE Transactions on Communications from 2016 to 2019.
- Brian L. Evans** [M'87-SM'97-F'09] (bevans@ece.utexas.edu) received the B.S. degree in electrical engineering and computer science from the Rose-Hulman Institute of Technology in 1987, and M.S. and Ph.D. degrees in electrical engineering from Georgia Tech in 1988 and 1993. After three years as a post-doctoral researcher at the University of California, Berkeley, he joined the faculty at The University of Texas at Austin. His group develops signal processing algorithms with implementation constraints in mind, and translates algorithms into design methods and embedded prototypes. He has published 270 papers and graduated 29 Ph.D. students. He received a 1997 U.S. NSF CAREER Award.