

Optimal Binary/Quaternary Adaptive Signature Design for Code-Division Multiplexing

Lili Wei, *Member, IEEE*, and Wen Chen, *Senior Member, IEEE*

Abstract—We consider signature waveform design for synchronous code division multiplexing in the presence of interference and wireless multipath fading channels. The adaptive real/complex signature that maximizes the signal-to-interference-plus-noise ratio (SINR) at the output of the maximum-SINR filter is the minimum-eigenvalue eigenvector of the disturbance autocovariance matrix. In digital communication systems, the signature alphabet is finite and digital signature optimization is NP-hard. In this paper, first we convert the maximum-SINR objective of adaptive binary signature design into an equivalent minimization problem. Then we present an adaptive binary signature design algorithm based on modified Fincke-Pohst (FP) method that achieves the optimal exhaustive search performance with low complexity. In addition, with the derivation of quaternary-binary equivalence, we extend and propose the optimal adaptive signature design algorithm for quaternary alphabet. Numerical results demonstrate the optimality and complexity reduction of our proposed algorithms.

Index Terms—Binary sequences, code-division multiplexing, signal-to-interference-plus-noise ratio (SINR), signal waveform design, signature sets, spread-spectrum communications.

I. INTRODUCTION

SEARCHING for optimal signature sets has been always with great attention for the growing number of code-division multiplexing applications such as plain or multiple-input multiple-output (MIMO) code-division multiple-access (CDMA), multiuser orthogonal frequency division multiplexing (OFDM), multiuser ultra-wideband (UWB) systems, etc. In the theoretical context of complex/real-valued signature sets, the early work of Welch [1] on total-squared-correlation (TSC) bounds was followed up by direct minimum-TSC designs [3]-[5] and iterative distributed optimization algorithms [6]-[8]. Channel and system model generalizations were considered and handled in [9]-[11]. Signature sets that maximize user capacity are sought in [12]-[13]. Minimum-mean-square-error (MMSE) minimization is used for the design of signature sets for multiuser systems in [14] and over multipath channels in [15].

All works described above deal with real (or complex) valued signatures, hence their findings constitute only pertinent performance upper bounds for digital communication systems with digital signatures. New bounds on the TSC of *binary* signature sets were found [16] that led to minimum-TSC optimal

binary signature set designs for almost all signature lengths and set sizes [16]-[18]. The sum capacity, total asymptotic efficiency, and maximum squared correlation of the minimum-TSC binary sets were evaluated in [19]. The sum capacity of other non-minimum-TSC binary sets was calculated in [20] and the user capacity of minimum and non-minimum-TSC binary sets was identified and compared in [21]. The binary code allocation from an orthogonal set is described in [22]. New bounds and optimal designs for minimum TSC quaternary signature sets are derived in [23].

Instead of previous *static* binary/quaternary signature design, we consider the NP-hard problem of finding the *adaptive* binary/quaternary signature in the code division multiplexing system with interference and multipath fading channels, that maximizes the SINR at the output of the maximum-SINR filter. It is immediately understood that the complex/real minimum-eigenvalue eigenvector of the disturbance autocovariance matrix constitutes an upper bound benchmark. Currently in the literature regarding this problem, direct binary quantization of the minimum-eigenvalue eigenvector is proposed in [24]-[25]. The rank-2 proposal that constructs binary signature based on two smallest-eigenvalue eigenvectors is described in [26]. The adaptive binary signature assignment obtained via Euclidean distance minimization from continuous valued arcs of least SINR decrease is presented in [28].

Different as previous suboptimal approaches, in this paper, first by converting the maximum-SINR objective into an equivalent minimization problem, we propose an adaptive binary signature assignments based on modified Fincke-Pohst (FP) method. The original FP enumeration was proposed in [29], applied to communication system of lattice code decoder in [30] as sphere decoding algorithm, and for space-time decoding in [31]-[32]. Instead of exhaustive searching, FP method considers only a small set of candidate vectors rather than all possible binary points.

In this work, we modify and apply FP method in our adaptive binary signature design to find discrete candidates that lie in a suitable ellipsoid, by a fixed square distance setting with the optimal exhaustive searching results included. Since the radius is fixed for our modified FP algorithm, the complexity uncertainty due to the radius update as shown in the literature of sphere decoding, is not a question in this optimization. In addition, different from communication detection settings, the searching signature candidate set in our algorithm will not expand as signal-to-noise ratio (SNR) increases. We also extend to adaptive signature design with quaternary alphabet, since adaptive quaternary signature design with length L can be proven to be equivalent to adaptive binary signature design with length $2L$. Our contributed binary/quaternary signature

Manuscript received March 13, 2012; revised July 23, 2012 and October 15, 2012; accepted December 11, 2012. The associate editor coordinating the review of this paper and approving it for publication was A. Chockalingam.

The authors are with the Department of Electronic Engineering, Shanghai Jiao Tong University, China (e-mail: {liliwei, wenchen}@sjtu.edu.cn).

This work is supported by the National 973 Project #2012CB316106 and #2009CB824904, by NSF China #60972031 and #61161130529.

Digital Object Identifier XXXXXXXXXX

design algorithms are guaranteed to find the optimal exhaustive search solutions with much less complexity.

The notations used in this work are as follows. $\{\cdot\}^T$ and $\{\cdot\}^H$ denote the transpose and Hermitian operation respectively. \mathbb{C}^n denotes the n dimensional complex field. $Re\{\cdot\}$ and $Im\{\cdot\}$ denote the real part and the imaginary part, and $E\{\cdot\}$ represents statistical expectation. \mathbf{I}_n denotes the identity matrix of size $n \times n$. We use boldface lowercase letters to denote column vectors and boldface uppercase letters to denote matrices.

The rest of this paper is organized as follows. Section II presents the system model. The optimal adaptive binary signature assignments based on modified FP algorithm is proposed and described in detail in Section III. Section IV describes the optimal adaptive quaternary signature assignment by quaternary-binary equivalence. Section V is devoted to performance evaluation. A few concluding remarks are drawn in Section VI.

II. SYSTEM MODEL

We develop adaptive signature optimization algorithms in the general context of a synchronous multiuser CDMA-type environment with signature length L , where K users transmit simultaneously in frequency and time. Each user transmits over N resolvable multipath fading channels.

Assuming synchronization with the signal of the user of interest k , $k = 1, 2, \dots, K$, upon carrier demodulation, chip matched-filtering and sampling at the chip rate over a presumed multipath extended data bit period of $L + N - 1$ chips, we obtain the received vector $\mathbf{r} \in \mathbb{C}^{L+N-1}$ as

$$\mathbf{r} = \sqrt{E_k} x_k \mathbf{H}_k \mathbf{s}_k + \mathbf{z}_k + \mathbf{i}_k + \mathbf{n}, \quad (1)$$

where $x_k \in \{\pm 1\}$ is the transmitted information bit; E_k represents transmitted energy per bit period; \mathbf{s}_k is the signature assigned to user k . For binary alphabet $\mathbf{s}_k \in \{\pm 1\}^L$ while for quaternary alphabet $\mathbf{s}_k \in \{\pm 1, \pm j\}^L$, with $j \triangleq \sqrt{-1}$.

Channel matrix $\mathbf{H}_k \in \mathbb{C}^{(L+N-1) \times L}$ for user k is of the form

$$\mathbf{H}_k \triangleq \begin{bmatrix} h_{k,1} & 0 & \dots & 0 \\ h_{k,2} & h_{k,1} & \dots & 0 \\ \vdots & \vdots & \dots & \vdots \\ h_{k,N} & h_{k,N-1} & \dots & 0 \\ 0 & h_{k,N} & \dots & h_{k,1} \\ \vdots & \vdots & \dots & \vdots \\ 0 & 0 & \dots & h_{k,N} \end{bmatrix} \quad (2)$$

with entries $h_{k,n}$, $n = 1, \dots, N$, considered as complex Gaussian random variables to model fading phenomena for user k with N resolvable multipaths; $\mathbf{z}_k \in \mathbb{C}^{L+N-1}$ represents comprehensively multiple-access-interference (MAI) to user k by the other $K - 1$ users, i.e.

$$\mathbf{z}_k \triangleq \sum_{i=1, i \neq k}^K \sqrt{E_i} x_i \mathbf{H}_i \mathbf{s}_i. \quad (3)$$

$\mathbf{i}_k \in \mathbb{C}^{L+N-1}$ denotes multipath induced inter-symbol-interference (ISI) to user k by its own signal; and \mathbf{n} is a

zero-mean additive Gaussian noise vector with autocorrelation matrix $\sigma^2 \mathbf{I}_{L+N-1}$.

Information bit detection of user k is achieved via linear minimum-mean-square-error (MMSE) filtering (or, equivalently, max-SINR filtering) as follows

$$\hat{x}_k = \text{sgn} \left(\text{Re} \left\{ \mathbf{w}_{MMSE,k}^H \mathbf{r} \right\} \right) \quad (4)$$

where $\mathbf{w}_{MMSE,k} \in \mathbb{C}^{L+N-1}$ is

$$\mathbf{w}_{MMSE,k} = c \mathbf{R}^{-1} \mathbf{H}_k \mathbf{s}_k, \quad (5)$$

with $c > 0$ and $\mathbf{R} \triangleq E\{\mathbf{r} \mathbf{r}^H\}$.

The output SINR of the filter $\mathbf{w}_{MMSE,k}$ is given by

$$\begin{aligned} \text{SINR}_{MMSE,k}(\mathbf{s}_k) &= \frac{E \left\{ \left| \mathbf{w}_{MMSE,k}^H (\sqrt{E_k} x_k \mathbf{H}_k \mathbf{s}_k) \right|^2 \right\}}{E \left\{ \left| \mathbf{w}_{MMSE,k}^H (\mathbf{z}_k + \mathbf{i}_k + \mathbf{n}) \right|^2 \right\}} \\ &= E_k \mathbf{s}_k^H \mathbf{H}_k^H \tilde{\mathbf{R}}_k^{-1} \mathbf{H}_k \mathbf{s}_k \end{aligned} \quad (6)$$

where $\tilde{\mathbf{R}}_k \triangleq E \left\{ (\mathbf{z}_k + \mathbf{i}_k + \mathbf{n}) (\mathbf{z}_k + \mathbf{i}_k + \mathbf{n})^H \right\}$ is the auto-correlation matrix of the combined channel disturbance. For our theoretical developments we disregard the ISI component¹ and approximate $\tilde{\mathbf{R}}_k$ by

$$\mathbf{R}_k \triangleq E \left\{ (\mathbf{z}_k + \mathbf{n}) (\mathbf{z}_k + \mathbf{n})^H \right\}. \quad (7)$$

For notational simplicity we define the $L \times L$ matrix

$$\mathbf{Q}_k \triangleq \mathbf{H}_k^H \mathbf{R}_k^{-1} \mathbf{H}_k. \quad (8)$$

Then, the output SINR in (6) can be rewritten as

$$\text{SINR}_{MMSE,k}(\mathbf{s}_k) = E_k \mathbf{s}_k^H \mathbf{Q}_k \mathbf{s}_k. \quad (9)$$

Our objective is to find the signature \mathbf{s}_k that maximizes $\text{SINR}_{MMSE,k}$ of (9), in binary alphabet $\mathbf{s}_k \in \{\pm 1\}^L$ and quaternary alphabet $\mathbf{s}_k \in \{\pm 1, \pm j\}^L$ respectively.

- For binary alphabet $\mathbf{s}_k \in \{\pm 1\}^L$, let \mathbf{Q}_{kR} denote the real part of the complex, in general, hermitian matrix \mathbf{Q}_k , i.e.

$$\mathbf{Q}_{kR} \triangleq \text{Re}\{\mathbf{Q}_k\}. \quad (10)$$

The binary signature $\mathbf{s}_k \in \{\pm 1\}^L$ that maximizes $\text{SINR}_{MMSE,k}$ of (9) is equivalent² to

$$\begin{aligned} \mathbf{s}_{k,opt}^{(b)} &= \arg \max_{\mathbf{s} \in \{\pm 1\}^L} \mathbf{s}^T \mathbf{Q}_k \mathbf{s} \\ &= \arg \max_{\mathbf{s} \in \{\pm 1\}^L} \mathbf{s}^T \mathbf{Q}_{kR} \mathbf{s}. \end{aligned} \quad (11)$$

The superscript (b) indicates that $\mathbf{s}_{k,opt}^{(b)}$ is binary.

- For quaternary alphabet $\mathbf{s}_k \in \{\pm 1, \pm j\}^L$, the quaternary signature \mathbf{s}_k that maximizes $\text{SINR}_{MMSE,k}$ of (9) is given by

$$\mathbf{s}_{k,opt}^{(q)} = \arg \max_{\mathbf{s} \in \{\pm 1, \pm j\}^L} \mathbf{s}^H \mathbf{Q}_k \mathbf{s}. \quad (12)$$

The superscript (q) indicates that $\mathbf{s}_{k,opt}^{(q)}$ is quaternary.

¹In our simulation studies, the effect of ISI is still taken into account.

²Since $\mathbf{s} \in \{\pm 1\}^L \subset \mathbb{R}^L$ and $\mathbf{s}^H \mathbf{Q}_k \mathbf{s}$ is a real scalar, $\mathbf{s}^H \mathbf{Q}_k \mathbf{s} = \text{Re}\{\mathbf{s}^H \mathbf{Q}_k \mathbf{s}\} = \mathbf{s}^T \mathbf{Q}_{kR} \mathbf{s}$

A direct approach to these optimization problems (11)-(12) will be exhaustive search among all binary/quaternary vectors, specifically 2^L candidate vectors for binary optimization and 4^L candidate vectors for quaternary optimization. Previous works of [24]-[28] present some suboptimal approaches. In this work, we will first convert the maximization objective into a minimization problem, and then propose an algorithm based on modified FP method, to searching within a much smaller candidate set with the optimal solution included.

III. OPTIMAL BINARY SIGNATURE ASSIGNMENT

A. Formulation

Regarding the maximum-SINR binary optimization in (11), we first propose to conduct the follow transformation

$$\begin{aligned} \mathbf{s}_{k,opt}^{(b)} &= \arg \max_{\mathbf{s} \in \{\pm 1\}^L} \mathbf{s}^T \mathbf{Q}_{kR} \mathbf{s} \\ &= \arg \min_{\mathbf{s} \in \{\pm 1\}^L} \mathbf{s}^T (\alpha \mathbf{I}_L - \mathbf{Q}_{kR}) \mathbf{s}, \end{aligned} \quad (13)$$

where α is a parameter greater than the maximum eigenvalue of the matrix \mathbf{Q}_{kR} and let

$$\mathbf{W} \triangleq \alpha \mathbf{I}_L - \mathbf{Q}_{kR}. \quad (14)$$

Note that by definition the matrix \mathbf{W} is Hermitian positive definite.

The Cholesky's factorization of matrix \mathbf{W} yields $\mathbf{W} = \mathbf{B}^T \mathbf{B}$, where \mathbf{B} is an upper triangular matrix. Then the binary maximum-SINR optimization in (11) is equivalent to

$$\begin{aligned} \mathbf{s}_{k,opt}^{(b)} &= \arg \max_{\mathbf{s} \in \{\pm 1\}^L} \mathbf{s}^T \mathbf{Q}_{kR} \mathbf{s} \\ &= \arg \min_{\mathbf{s} \in \{\pm 1\}^L} \mathbf{s}^T \mathbf{W} \mathbf{s} \\ &= \arg \min_{\mathbf{s} \in \{\pm 1\}^L} \|\mathbf{B} \mathbf{s}\|_F^2, \end{aligned} \quad (15)$$

where $\|\cdot\|_F$ denotes the Frobenius norm.

The original Finche-Pohst (FP) method [29] searches through the discrete points \mathbf{s} in the L -dimensional Euclidean space which make the corresponding vectors $\mathbf{z} \triangleq \mathbf{B} \mathbf{s}$ inside a sphere of given radius \sqrt{C} centered at the origin point, i.e. $\|\mathbf{B} \mathbf{s}\|_F^2 = \|\mathbf{z}\|_F^2 \leq C$. This guarantees that only the points that make the corresponding vectors \mathbf{z} within the square distance C from the origin point are considered in the metric minimization.

Compared with the original FP method, we have two main modifications: (i) The original FP algorithm are searching within all integer points, i.e. $\mathbf{s} \in \mathbb{Z}^L$, while our signature searching alphabet is antipodal binary, i.e. $\mathbf{s} \in \{\pm 1\}^L$. Hence, the bounds to calculate each entry of the optimal signature are modified, or further tightened, according to our binary searching alphabet to make the algorithm work faster; (ii) We fix the square distance C setting based on the rank-1 approximation $\mathbf{s}_{rank-1}^{(b)}$, which is the direct sign operator [24] [25] on the real maximum-eigenvalue eigenvector of \mathbf{Q}_{kR} , or

the rank-2 approximation $\mathbf{s}_{rank-2}^{(b)}$ in [26], or even at higher-rank-optimal solution (rank-3 or rank-4 solution) in [27],

$$C = \begin{cases} \mathbf{s}_{rank-1}^{(b)T} \mathbf{W} \mathbf{s}_{rank-1}^{(b)} & \text{if initializing at rank-1} \\ & \text{approximation} \\ \mathbf{s}_{rank-2}^{(b)T} \mathbf{W} \mathbf{s}_{rank-2}^{(b)} & \text{if initializing at rank-2} \\ & \text{approximation} \\ \dots\dots & \end{cases} \quad (16)$$

such that the searching radius is big enough to have at least one signature point fall inside, while in the meantime small enough to have only a few signature points within. We calculate the $\mathbf{s}^T \mathbf{W} \mathbf{s}$ metric for every signature point \mathbf{s} that satisfies $\|\mathbf{B} \mathbf{s}\|_F^2 \leq C$, such that the optimal signature assignment with minimum $\mathbf{s}^T \mathbf{W} \mathbf{s}$ metric (SINR maximization equivalently) is obtained from the modified FP algorithm directly.

B. Binary Algorithm Derivation

Let b_{ij} , $i, j = 1, 2, \dots, L$, denote the entries of the upper triangular matrix \mathbf{B} ; let s_i , $i = 1, 2, \dots, L$ denote the entries of searching vector \mathbf{s} .

According to (15), the signature points that make the corresponding vectors $\mathbf{z} = \mathbf{B} \mathbf{s}$ inside the given radius \sqrt{C} can be expressed as

$$\begin{aligned} \mathbf{s}^T \mathbf{W} \mathbf{s} &= \|\mathbf{B} \mathbf{s}\|_F^2 = \sum_{i=1}^L \left(b_{ii} s_i + \sum_{j=i+1}^L b_{ij} s_j \right)^2 \\ &= \sum_{i=1}^L g_{ii} \left(s_i + \sum_{j=i+1}^L g_{ij} s_j \right)^2 \\ &= \sum_{i=k}^L g_{ii} \left(s_i + \sum_{j=i+1}^L g_{ij} s_j \right)^2 + \sum_{i=1}^{k-1} g_{ii} \left(s_i + \sum_{j=i+1}^L g_{ij} s_j \right)^2 \\ &\leq C \end{aligned} \quad (17)$$

where $g_{ii} = b_{ii}^2$ and $g_{ij} = b_{ij}/b_{ii}$ for $i = 1, 2, \dots, L$, $j = i+1, \dots, L$.

To satisfy (17), it is equivalent to consider for every $k = L, L-1, \dots, 1$,

$$\sum_{i=k}^L g_{ii} \left(s_i + \sum_{j=i+1}^L g_{ij} s_j \right)^2 \leq C. \quad (18)$$

Then, we can start work backwards to find the bounds for signature entries s_L, s_{L-1}, \dots, s_1 one by one.

We begin to evaluate the last element s_L of the signature vector \mathbf{s} . Referring to (18) and let $k = L$, we have

$$g_{LL} s_L^2 \leq C. \quad (19)$$

Set $\Delta_L = 0$, $C_L = C$, we will get

$$\left[-\sqrt{\frac{C_L}{g_{LL}}} - \Delta_L \right] \leq s_L \leq \left[\sqrt{\frac{C_L}{g_{LL}}} - \Delta_L \right], \quad (20)$$

where $\lceil x \rceil$ is the smallest integer no less than x and $\lfloor x \rfloor$ is the greatest integer no bigger than x . As we are searching $s_L \in \{\pm 1\}$, the bounds of s_L in (20) can be modified as

$$LB_L \leq s_L \leq UB_L, \quad (21)$$

where

$$\begin{aligned} UB_L &= \min \left(\left[\sqrt{\frac{C_L}{g_{LL}}} - \Delta_L \right], 1 \right) \\ LB_L &= \max \left(\left[-\sqrt{\frac{C_L}{g_{LL}}} - \Delta_L \right], -1 \right). \end{aligned} \quad (22)$$

For the element s_{L-1} of the signature vector \mathbf{s} , referring to (18) and let $k = L - 1$, we have

$$g_{LL}s_L^2 + g_{L-1,L-1}(s_{L-1} + g_{L-1,L}s_L)^2 \leq C, \quad (23)$$

that leads to

$$\left[-\sqrt{\frac{C - g_{LL}s_L^2}{g_{L-1,L-1}}} - g_{L-1,L}s_L \right] \leq s_{L-1} \leq \left[\sqrt{\frac{C - g_{LL}s_L^2}{g_{L-1,L-1}}} - g_{L-1,L}s_L \right].$$

If we denote $\Delta_{L-1} = g_{L-1,L}s_L$, $C_{L-1} = C - g_{LL}s_L^2$ and consider $s_{L-1} \in \{\pm 1\}$, the bounds for s_{L-1} can be expressed as

$$LB_{L-1} \leq s_{L-1} \leq UB_{L-1}, \quad (24)$$

where

$$\begin{aligned} UB_{L-1} &= \min \left(\left[\sqrt{\frac{C_{L-1}}{g_{L-1,L-1}}} - \Delta_{L-1} \right], 1 \right) \\ LB_{L-1} &= \max \left(\left[-\sqrt{\frac{C_{L-1}}{g_{L-1,L-1}}} - \Delta_{L-1} \right], -1 \right). \end{aligned} \quad (25)$$

We can see that given radius \sqrt{C} and the matrix \mathbf{W} , the bounds for s_{L-1} only depends on the previous evaluated s_L , and not correlated with $s_{L-2}, s_{L-3}, \dots, s_1$.

In a similar fashion, we can proceed for s_{L-2} evaluation, and so on.

To evaluate the element s_k of the signature vector \mathbf{s} , referring to (18) we will have

$$\sum_{i=k}^L g_{ii} \left(s_i + \sum_{j=i+1}^L g_{ij}s_j \right)^2 \leq C, \quad (26)$$

that leads to

$$\left[-\sqrt{\frac{\frac{1}{g_{kk}} \left(C - \sum_{i=k+1}^L g_{ii} \left(s_i + \sum_{j=i+1}^L g_{ij}s_j \right)^2 \right) - \sum_{j=k+1}^L g_{kj}s_j}{g_{kk}}} \right] \leq s_k \leq \left[\sqrt{\frac{\frac{1}{g_{kk}} \left(C - \sum_{i=k+1}^L g_{ii} \left(s_i + \sum_{j=i+1}^L g_{ij}s_j \right)^2 \right) - \sum_{j=k+1}^L g_{kj}s_j}{g_{kk}}} \right].$$

If we denote

$$\begin{aligned} \Delta_k &= \sum_{j=k+1}^L g_{kj}s_j, \\ C_k &= C - \sum_{i=k+1}^L g_{ii} \left(s_i + \sum_{j=i+1}^L g_{ij}s_j \right)^2, \end{aligned} \quad (27)$$

and take consideration of $s_k \in \{\pm 1\}$, the bounds for s_k can be expressed as

$$LB_k \leq s_k \leq UB_k, \quad (28)$$

where

$$\begin{aligned} UB_k &= \min \left(\left[\sqrt{\frac{C_k}{g_{kk}}} - \Delta_k \right], 1 \right), \\ LB_k &= \max \left(\left[-\sqrt{\frac{C_k}{g_{kk}}} - \Delta_k \right], -1 \right). \end{aligned} \quad (29)$$

Note that for given radius \sqrt{C} and the matrix \mathbf{W} , the bounds for s_k only depends on the previous evaluated $s_{k+1}, s_{k+2}, \dots, s_L$.

Finally, we evaluate the element s_1 of the signature vector \mathbf{s} . Referring to (17) and let $k = 1$, we will have

$$\sum_{i=1}^L g_{ii} \left(s_i + \sum_{j=i+1}^L g_{ij}s_j \right)^2 \leq C, \quad (30)$$

that leads to

$$\left[-\sqrt{\frac{\frac{1}{g_{11}} \left(C - \sum_{i=2}^L g_{ii} \left(s_i + \sum_{j=i+1}^L g_{ij}s_j \right)^2 \right) - \sum_{j=2}^L g_{1j}s_j}{g_{11}}} \right] \leq s_1 \leq \left[\sqrt{\frac{\frac{1}{g_{11}} \left(C - \sum_{i=2}^L g_{ii} \left(s_i + \sum_{j=i+1}^L g_{ij}s_j \right)^2 \right) - \sum_{j=2}^L g_{1j}s_j}{g_{11}}} \right].$$

If we denote

$$\begin{aligned} \Delta_1 &= \sum_{j=2}^L g_{1j}s_j, \\ C_1 &= C - \sum_{i=2}^L g_{ii} \left(s_i + \sum_{j=i+1}^L g_{ij}s_j \right)^2, \end{aligned} \quad (31)$$

and take consideration of $s_1 \in \{\pm 1\}$, the bounds for s_1 can be expressed as

$$LB_1 \leq s_1 \leq UB_1, \quad (32)$$

where

$$\begin{aligned} UB_1 &= \min \left(\left[\sqrt{\frac{C_1}{g_{11}}} - \Delta_1 \right], 1 \right), \\ LB_1 &= \max \left(\left[-\sqrt{\frac{C_1}{g_{11}}} - \Delta_1 \right], -1 \right). \end{aligned} \quad (33)$$

In practice, C_L, C_{L-1}, \dots, C_1 can be updated recursively by the following equations

$$\Delta_k = \sum_{j=k+1}^L g_{kj}s_j, \quad (34)$$

$$\begin{aligned} C_k &= C - \sum_{i=k+1}^L g_{ii} \left(s_i + \sum_{j=i+1}^L g_{ij}s_j \right)^2 \\ &= C_{k+1} - g_{k+1,k+1} (\Delta_{k+1} + s_{k+1})^2, \end{aligned} \quad (35)$$

for $k = L - 1, L - 2, \dots, 1$ and $\Delta_L = 0, C_L = C$.

The entries s_L, s_{L-1}, \dots, s_1 are chosen as follows: for a chosen candidate of s_L satisfying the bound requirement (21)-(22), we can choose a candidate of s_{L-1} satisfying the bounds (24)-(25). If such candidate for s_{L-1} does not exist, we go back and choose other s_L . Then search for s_{L-1} that meets

the bound requirement (24)-(25) for this new s_L . If s_L and s_{L-1} are chosen, we follow the same procedure to choose s_{L-2} , and so on. When a set of s_L, s_{L-1}, \dots, s_1 is chosen and satisfies all corresponding bounds requirements, one signature candidate vector $\mathbf{s} = [s_1, s_2, \dots, s_L]^T$ is obtained. We record all the candidate signature vectors such that the entries satisfy their bounds requirements and choose the one that gives the smallest $\mathbf{s}^T \mathbf{W} \mathbf{s}$ metric.

Note that this searching procedure will return *all* candidates that satisfy $\mathbf{s}^T \mathbf{W} \mathbf{s} \leq C$ and gives the one with minimum value. There is at least one vector $\mathbf{s}_{rank-D}^{(b)}$, $D \in \{1, 2, 3, \dots\}$ such that its entries satisfy all the bounds requirements, since that is how we set the radius value in (16). On the other hand, exhaustive binary search result $\mathbf{s}_{exhaustive}^{(b)}$ will also fall inside the search bounds, since

$$\mathbf{s}_{exhaustive}^{(b)T} \mathbf{W} \mathbf{s}_{exhaustive}^{(b)} \leq \mathbf{s}_{rank-D}^{(b)T} \mathbf{W} \mathbf{s}_{rank-D}^{(b)} = C. \quad (36)$$

Hence, we are guaranteed to find the optimal exhaustive binary search result by the proposed modified FP algorithm with the fixed radius setting of (16). Simulation results in Section V also demonstrate this optimality. The setting up choice with different rank initialization will not effect the optimality of the algorithm, but the searching speed will be accelerated with higher rank approximation.

We emphasize that since the radius is fixed for our modified FP algorithm, the complexity uncertainty [30]-[33] due to the radius update, which means that the radius need to be expanded if no points found in the sphere and the radius need to be reduced if too many points found within as shown in the literature of sphere decoding, is not a question in this optimization. Also, our proposed searching candidate set will not enlarge as the transmitted energy E_k increase as shown in (9)-(11).

C. Optimal Binary Algorithm

We summarize our proposed optimal adaptive binary signature design for (11) in Algorithm 1 as follows.

Algorithm 1

FP Based Binary Signature Design Algorithm

For the binary signature optimization of $\mathbf{s}_{k,opt}^{(b)} = \arg \max_{\mathbf{s} \in \{\pm 1\}^L} \mathbf{s}^T \mathbf{Q}_k \mathbf{R} \mathbf{s}$:

Step 1: Let $\mathbf{q}_{k,1}$ be the real maximum-eigenvalue eigenvector of \mathbf{Q}_{kR} with eigenvalue $\lambda_{k,1}$. Then construct matrix \mathbf{W} as

$$\mathbf{W} = \alpha \mathbf{I}_L - \mathbf{Q}_{kR},$$

where α is a parameter set greater than the maximum eigenvalue of the matrix \mathbf{Q}_{kR} , i.e. $\alpha > \lambda_{k,1}$. Set the square distance based on the rank-D approximation vector $\mathbf{s}_{rank-D}^{(b)}$, $D \in \{1, 2, 3, \dots\}$,

$$C = \mathbf{s}_{rank-D}^{(b)T} \mathbf{W} \mathbf{s}_{rank-D}^{(b)}.$$

Step 2: Operate Cholesky's factorization of matrix \mathbf{W} yields

$$\mathbf{W} = \mathbf{B}^T \mathbf{B},$$

where \mathbf{B} is an upper triangular matrix. Let b_{ij} , $i, j = 1, 2, \dots, L$ denote the entries of matrix \mathbf{B} . Set

$$g_{ii} = b_{ii}^2, \quad g_{ij} = b_{ij}/b_{ii},$$

for $i = 1, 2, \dots, L$, $j = i + 1, \dots, L$.

Step 3: Search the candidate vector \mathbf{s} with entries s_1, s_2, \dots, s_L according to the following procedure.

- (i) Start from $\Delta_L = 0$, $C_L = C$, $metric = C$, $\mathbf{s}_{min} = \mathbf{s}_{quant}^{(b)}$ and $k = L$.
- (ii) Set the upper bound UB_k and the lower bound LB_k as follows

$$\begin{cases} UB_k &= \min \left(\left\lfloor \sqrt{\frac{C_k}{g_{kk}}} - \Delta_k \right\rfloor, 1 \right), \\ LB_k &= \max \left(\left\lceil -\sqrt{\frac{C_k}{g_{kk}}} - \Delta_k \right\rceil, -1 \right), \end{cases}$$

and $s_k = LB_k - 1$.

- (iii) Set $s_k = s_k + 1$. If $s_k = 0$, set $s_k = 1$. For $s_k \leq UB_k$, go to (v); else go to (iv).
- (iv) If $k = L$, terminate and output s_{min} ; else set $k = k + 1$ and go to (iii).
- (v) For $k = 1$, go to (vi); else set $k = k - 1$, and

$$\begin{cases} \Delta_k &= \sum_{j=k+1}^L g_{kj} s_j, \\ C_k &= C_{k+1} - g_{k+1,k+1} (\Delta_{k+1} + s_{k+1})^2, \end{cases}$$

then go to (ii).

- (vi) We get a candidate vector \mathbf{s} that satisfies all the bounds requirements. If $\mathbf{s}^T \mathbf{W} \mathbf{s} \leq metric$, then update $\mathbf{s}_{min} = \mathbf{s}$ and $metric = \mathbf{s}^T \mathbf{W} \mathbf{s}$. Go to (iii).

Step 4: Once we get the optimal \mathbf{s}_{min} from Step 3 that returns the minimum $\mathbf{s}^T \mathbf{W} \mathbf{s}$ metric, the optimal adaptive binary signature that maximizes the SINR at the output of MMSE filter is $\mathbf{s}_{k,opt}^{(b)} = \mathbf{s}_{min}$.

IV. OPTIMAL QUATERNARY SIGNATURE ASSIGNMENT

We extend to consider the adaptive signature design in quaternary alphabet $\mathbf{s} \in \{\pm 1, \pm j\}^L$ as (12). A heuristic approach will be direct quantization signature vector obtained by applying the sign operator on real part and imaginary part of the complex maximum-eigenvalue eigenvector of \mathbf{Q}_k . However, this is a suboptimal approach and the performance is inferior as shown in simulation section.

In this section, we present a formal procedure of the quaternary-binary equivalence such that the quaternary signature optimization with length L can be equivalent to a binary signature optimization of length $2L$, then the optimal FP Based Binary Signature Design Algorithm proposed in the previous section can be applied directly.

A. Quaternary-Binary Equivalence

For a quaternary signature $\mathbf{s} \in \{\pm 1, \pm j\}^L$, we first operate a transform as

$$\mathbf{s} = \frac{1}{2}(1 - j)\mathbf{c}, \quad (37)$$

such that $\mathbf{c} \in \{-1 - j, -1 + j, 1 - j, 1 + j\}^L$. Note that if the real part and imaginary part of vector \mathbf{c} are denoted as

$\mathbf{c}_R = \text{Re}\{\mathbf{c}\}$ and $\mathbf{c}_I = \text{Im}\{\mathbf{c}\}$, this transform will lead to two binary antipodal sequences $\mathbf{c}_R \in \{\pm 1\}^L$ and $\mathbf{c}_I \in \{\pm 1\}^L$.

Operate on matrix \mathbf{Q}_k Cholesky decomposition $\mathbf{Q}_k = \mathbf{U}^H \mathbf{U}$, where \mathbf{U} is an upper triangular matrix. Then

$$\begin{aligned} \mathbf{s}^H \mathbf{Q}_k \mathbf{s} &= \left(\frac{1}{2}(1-j)\mathbf{c} \right)^H \mathbf{Q}_k \left(\frac{1}{2}(1-j)\mathbf{c} \right) \\ &= \frac{1}{2} \|\mathbf{U}\mathbf{c}\|_F^2. \end{aligned} \quad (38)$$

Define $\mathbf{y} \triangleq \mathbf{U}\mathbf{c}$ and let $\mathbf{y}_R = \text{Re}\{\mathbf{y}\}$ and $\mathbf{y}_I = \text{Im}\{\mathbf{y}\}$, $\mathbf{U}_R = \text{Re}\{\mathbf{U}\}$ and $\mathbf{U}_I = \text{Im}\{\mathbf{U}\}$. Then, it is easy to obtain the following equation

$$\begin{bmatrix} \mathbf{y}_R \\ \mathbf{y}_I \end{bmatrix} = \begin{bmatrix} \mathbf{U}_R & -\mathbf{U}_I \\ \mathbf{U}_I & \mathbf{U}_R \end{bmatrix} \begin{bmatrix} \mathbf{c}_R \\ \mathbf{c}_I \end{bmatrix}. \quad (39)$$

Hence, combining equations (38) and (39) will lead to

$$\begin{aligned} \mathbf{s}^H \mathbf{Q}_k \mathbf{s} &= \frac{1}{2} \left\| \begin{bmatrix} \mathbf{U}_R & -\mathbf{U}_I \\ \mathbf{U}_I & \mathbf{U}_R \end{bmatrix} \begin{bmatrix} \mathbf{c}_R \\ \mathbf{c}_I \end{bmatrix} \right\|_F^2 \\ &= \underbrace{\begin{bmatrix} \mathbf{c}_R \\ \mathbf{c}_I \end{bmatrix}^T}_{\bar{\mathbf{c}}^T} \underbrace{\frac{1}{2} \begin{bmatrix} \mathbf{U}_R & -\mathbf{U}_I \\ \mathbf{U}_I & \mathbf{U}_R \end{bmatrix}^T \begin{bmatrix} \mathbf{U}_R & -\mathbf{U}_I \\ \mathbf{U}_I & \mathbf{U}_R \end{bmatrix}}_{\mathbf{Q}_{kR}} \underbrace{\begin{bmatrix} \mathbf{c}_R \\ \mathbf{c}_I \end{bmatrix}}_{\bar{\mathbf{c}}}, \end{aligned} \quad (40)$$

where

$$\bar{\mathbf{c}} \triangleq \begin{bmatrix} \mathbf{c}_R \\ \mathbf{c}_I \end{bmatrix} \in \{\pm 1\}^{2L}, \quad (41)$$

is a binary signature with length $2L$.

Therefore the quaternary signature optimization with length L in (12) can be transformed into the following binary signature optimization problem with length $2L$

$$\bar{\mathbf{c}}_{opt}^{(b)} = \arg \max_{\bar{\mathbf{c}} \in \{\pm 1\}^{2L}} \bar{\mathbf{c}}^T \bar{\mathbf{Q}}_{kR} \bar{\mathbf{c}}. \quad (42)$$

After we get the optimal binary sequence $\bar{\mathbf{c}}_{opt}^{(b)}$ of length $2L$, split $\bar{\mathbf{c}}_{opt}^{(b)}$ into

$$\bar{\mathbf{c}}_{opt}^{(b)} = \begin{bmatrix} \mathbf{c}_{R,opt}^{(b)} \\ \mathbf{c}_{I,opt}^{(b)} \end{bmatrix}, \quad (43)$$

where $\mathbf{c}_{R,opt}^{(b)}$ and $\mathbf{c}_{I,opt}^{(b)}$ are binary sequences in length L , i.e. $\mathbf{c}_{R,opt}^{(b)} \in \{\pm 1\}^L$ and $\mathbf{c}_{I,opt}^{(b)} \in \{\pm 1\}^L$. Then, the optimal quaternary signature can be constructed as

$$\mathbf{s}_{k,opt}^{(q)} = \frac{1}{2}(1-j) \left(\mathbf{c}_{R,opt}^{(b)} + j\mathbf{c}_{I,opt}^{(b)} \right). \quad (44)$$

B. Optimal Quaternary Algorithm

We summarize our proposed optimal adaptive quaternary signature design for (12) in Algorithm 2 as follows.

Algorithm 2

FP Based Quaternary Signature Design Algorithm

For the quaternary signature optimization of $\mathbf{s}_{k,opt}^{(q)} = \arg \max_{\mathbf{s} \in \{\pm 1, \pm j\}^L} \mathbf{s}^H \mathbf{Q}_k \mathbf{s}$:

Step 1: We operate on matrix \mathbf{Q}_k Cholesky decomposition $\mathbf{Q}_k = \mathbf{U}^H \mathbf{U}$. Let $\mathbf{U}_R = \text{Re}\{\mathbf{U}\}$ and $\mathbf{U}_I = \text{Im}\{\mathbf{U}\}$. Construct real matrix $\bar{\mathbf{Q}}_{kR}$ as follows

$$\bar{\mathbf{Q}}_{kR} = \frac{1}{2} \begin{bmatrix} \mathbf{U}_R & -\mathbf{U}_I \\ \mathbf{U}_I & \mathbf{U}_R \end{bmatrix}^T \begin{bmatrix} \mathbf{U}_R & -\mathbf{U}_I \\ \mathbf{U}_I & \mathbf{U}_R \end{bmatrix}.$$

Step 2: Solve the following binary signature optimization problem with signature length $2L$ based on *Algorithm 1: FP Based Binary Signature Design Algorithm*

$$\bar{\mathbf{c}}_{opt}^{(b)} = \arg \max_{\bar{\mathbf{c}} \in \{\pm 1\}^{2L}} \bar{\mathbf{c}}^T \bar{\mathbf{Q}}_{kR} \bar{\mathbf{c}}.$$

Step 3: Split

$$\bar{\mathbf{c}}_{opt}^{(b)} = \begin{bmatrix} \mathbf{c}_{R,opt}^{(b)} \\ \mathbf{c}_{I,opt}^{(b)} \end{bmatrix},$$

where $\mathbf{c}_{R,opt}^{(b)}$ and $\mathbf{c}_{I,opt}^{(b)}$ are binary sequences in length L . Then, the optimal quaternary signature can be constructed as

$$\mathbf{s}_{opt}^{(q)} = \frac{1}{2}(1-j) \left(\mathbf{c}_{R,opt}^{(b)} + j\mathbf{c}_{I,opt}^{(b)} \right).$$

As our proposed quaternary signature design algorithm is based on optimal binary signature design algorithm, the optimality can be similarly explained as in previous section.

By using the same quaternary-binary equivalence procedure, we can also extend our previous proposed SDM Based Binary Signature Design Algorithm in [28] to solve the quaternary signature optimization of (12). We denote it as SDM Based Quaternary Signature Design Algorithm with performance comparisons follow in the simulation studies.

We note that the proposed adaptive signature design algorithms for binary and quaternary alphabet can be easily extended to higher-order constellations. For example, for MPSK where each entry of the searching signature $s_k \in [-T, -T+1, \dots, T-1, T]$, first, the bounds for each entry of the searching signature will not have the 1, -1 constraint; Secondly, after we get the bound requirement for one entry s_k as $LB_k \leq s_k \leq UB_k$, the candidate element s_k will be chosen to satisfy this bound requirement and within its alphabet $[-T, -T+1, \dots, T-1, T]$ over MPSK.

V. SIMULATION STUDIES

We first compare performance of adaptive *binary* signature assignment algorithms of the following benchmarks: (i) The real maximum-eigenvalue eigenvector of $\mathbf{Q}_{kR} = \text{Re}\{\mathbf{Q}_k\}$, denoted as "Real max-EV", which is the theoretical optimal solution over the real field \mathbb{R}^L ; (ii) The adaptive binary signature assigned by exhaustive search, denoted as "Exhaustive Binary", which is the theoretical optimal solution over the binary field $\{\pm 1\}^L$; (iii) The binary signature vector obtained by applying the sign operator on the real maximum-eigenvalue eigenvector of \mathbf{Q}_{kR} , denoted as "Quantized Binary" [24]-[25]; (iv) The adaptive rank-2 binary signature design algorithm proposed in [26], denoted as "Rank2 Binary"; (v) The adaptive binary signature design algorithm in [28] constructing signature vector with slowest descent method (SDM), denoted as "SDM Based Binary Algorithm"; (v) The optimal adaptive binary signature design algorithm proposed in this work, denoted as "FP Based Binary Algorithm". Since different initializing choice from rank- D approximation, $D \in \{1, 2, 3, \dots\}$, will not effect the optimality of the algorithm, the simulation curves with those different rank- D setting up actually overlap to one curve. Hence the notation of "FP Based

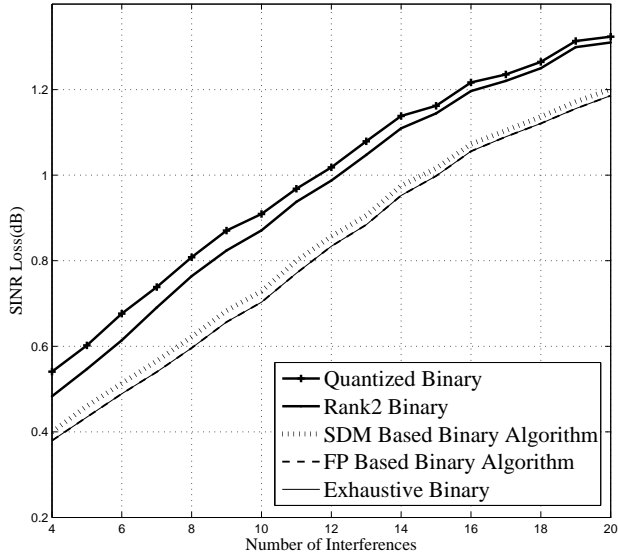


Fig. 1. SINR Loss of various adaptive binary signature assignments versus number of interferences ($L=16$).

Binary Algorithm” means “FP Based Binary Algorithm” with any C setting choice as in (16). Same meaning goes to “FP Based Quaternary Algorithm”.

We consider a code-division multiplexing multipath fading system model with spreading gain $L = 16$. Assume that each user’s signal experiences $N = 3$ independent fading paths and the corresponding fading channel coefficients are assumed to be zero-mean complex Gaussian random variables of equal power, while the additive zero-mean white Gaussian noise is with standard variance. For single user signature assignment performance, the signal power of the user of interest is set to $E_1 = 10dB$, while the signal power of present synchronous interferences, E_2, E_3, \dots, E_K are uniformly spaced between $8dB$ and $11dB$. The interfering spreading signatures are randomly generated. For comparison purposes, we evaluate the SINR loss, the difference between SINR of the optimal real signature (Real max-EV) and other adaptive binary signature assignment algorithms. The results that we present are averages over 1000 randomly generated interferences and channel realizations.

In Fig. 1, we plot the SINR loss for binary alphabet as a function of the number of interferences, varying from 4 to 20 interferences. We can observe that SDM based binary algorithm and FP based binary algorithm offer superior performance than the direct quantized binary and rank2 assignments. Furthermore, FP based binary algorithm actually achieves exactly the same optimal exhaustive binary search assignment as we expected.

Then we investigate the multiuser binary signature assignment in a sequential user-after-user manner based on various adaptive binary signature assignments. In such an approach, each user’s spreading signature is updated one after the other. Since each spreading signature update results in changes to the interference-plus-noise statistics seen by the other users,

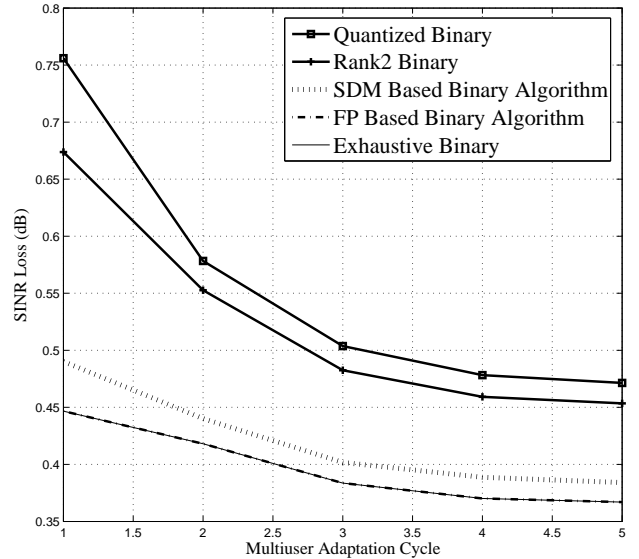


Fig. 2. SINR Loss of various adaptive binary signature assignments versus multiuser adaptation cycle ($L=16, K=8$).

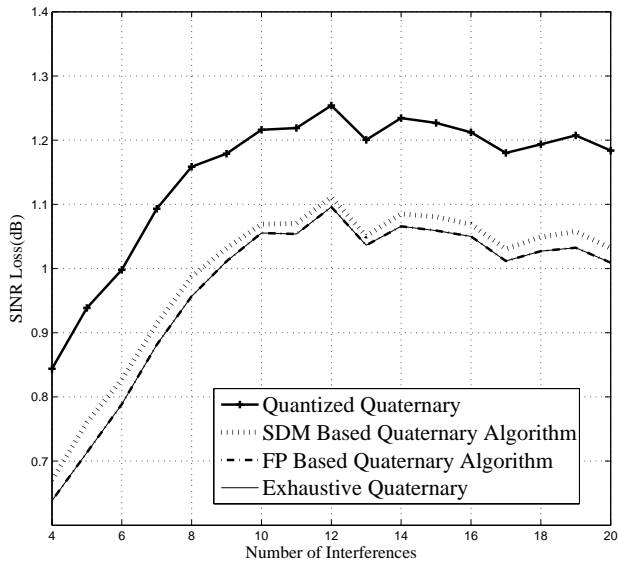
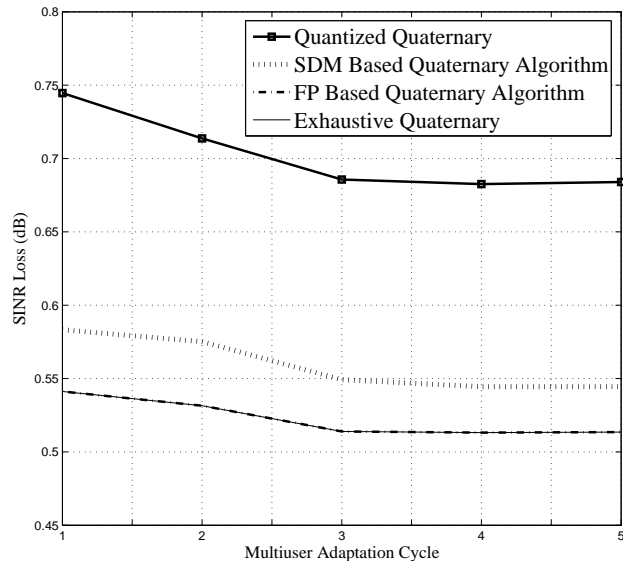
a new update cycle may follow. Several multiuser adaptation cycles are carried out until numerical convergence is observed. We initialize the signature set arbitrarily and execute one signature set update. In Fig. 2, for a total of $K = 8$ users, we plot the SINR loss of one user of interest based on different signature assignment schemes as a function of multiuser adaptation cycle. Still, SDM based binary algorithm and FP based binary algorithm offer superior performance than the direct quantized binary and rank2 assignments. Also, FP based binary algorithm achieves exactly the optimal exhaustive binary search assignment.

We repeat our studies for adaptive *quaternary* signature assignment algorithms and compare between the following benchmarks: (i) The complex maximum-eigenvalue eigenvector of \mathbf{Q}_k , denoted as “Complex max-EV”, which is the theoretical optimal solution over the complex field \mathbb{C}^L ; (ii) The adaptive quaternary signature assigned by exhaustive search, denoted as “Exhaustive Quaternary”, which is the theoretical solution over the quaternary field $\{\pm 1, \pm j\}^L$; (iii) The quaternary signature vector obtained by applying the sign operator on real part and imaginary part of the complex maximum-eigenvalue eigenvector of \mathbf{Q}_k , denoted as “Quantized Quaternary”; (iv) The adaptive SDM based quaternary signature design algorithm based on the quaternary-binary equivalence procedure and the application of SDM based binary signature assignment in [28], denoted as “SDM Based Quaternary Algorithm”; (v) The adaptive quaternary signature design algorithm proposed in this work, denoted as “FP Based Quaternary Algorithm”. The SINR loss for quaternary assignments are the difference between SINR of the optimal complex signature (Complex max-EV) and other adaptive quaternary assignment algorithms.

We plot the SINR loss for quaternary alphabet as a function of the number of interferences in Fig. 3, and as a function of

Table 1: Complexity Comparison: Average Number of Searching Vectors

K	4	6	8	10	12	14	16	18	20
Proposed with C_{rank-1}	150.21	141.87	99.91	67.32	47.47	39.24	29.84	26.15	22.36
Proposed with C_{rank-2}	63.87	56.35	48.41	43.30	38.53	27.53	23.71	21.07	18.24
Proposed with C_{rank-3}	22.11	21.75	19.71	18.23	15.64	13.20	11.90	9.69	8.59
Exhaustive	65536	65536	65536	65536	65536	65536	65536	65536	65536

Fig. 3. SINR Loss of various adaptive quaternary signature assignments versus number of interferences ($L=8$).Fig. 4. SINR Loss of various adaptive quaternary signature assignments versus multiuser adaptation cycle ($L=8$, $K=4$).

multiuser adaptation cycle in Fig. 4. We obtain the same results as previous adaptive binary simulations. The SDM based quaternary algorithm and FP based quaternary algorithm offer superior performance than the direct quantized quaternary assignment. Furthermore, our proposed FP based quaternary algorithm actually achieves exactly the optimal exhaustive quaternary search assignment as we expected.

Finally, to demonstrate the complexity reduction of our proposed algorithms with exhaustive search (both return the same optimal results), we compare the statistical average number of binary signature vectors need to be searched to find the optimal solution. For binary exhaustive search, with the setting of $L = 16$, the cardinality of the search candidate set will always be $2^L = 65536$. In Table 1 we compare, the statistical average number of binary signature candidate vectors need to be searched. We can see that the candidate set is reduced significantly by our proposed FP based binary signature design algorithm hence lower the complexity dramatically. Also, as we initialize with higher rank approximation, the proposed algorithm is further accelerated.

VI. CONCLUSIONS

We consider the problem of finding adaptive binary/quaternary signature in the code division multiplexing system with interference and multipath fading channels, that

maximizes the SINR at the output of the maximum-SINR filter. We propose an optimal adaptive binary signature assignments based on modified FP method, that returns the optimal exhaustive searching result with low complexity. In addition, we extend to adaptive quaternary signature assignments and prove that, in general, the adaptive quaternary signature assignment with length L can be equivalent to an adaptive binary signature assignment with length $2L$, hence give the optimal quaternary signature assignments. Simulation studies show the comparisons with our proposed optimal FP based binary/quaternary signature design algorithms, previous suboptimal signature assignments, exhaustive searching and demonstrate the optimality.

REFERENCES

- [1] L. R. Welch, "Lower bounds on the maximum cross correlation of signals," *IEEE Trans. Info. Theory*, vol. IT-20, pp. 397-399, May 1974.
- [2] J. L. Massey and T. Mittelholzer, "Welch's bound and sequence sets for code division multiple access systems," *Sequences II: Methods in Communication Security, and Computer Science*, vol. 47, pp. 63-78, Springer-Verlag, New-York, 1993.
- [3] M. Rupf and J. L. Massey, "Optimum sequence multisets for synchronous code-division multiple-access channels," *IEEE Trans. Info. Theory*, vol. 40, pp. 1261-1266, July 1994.
- [4] P. Viswanath, V. Anantharam, and D. N. C. Tse, "Optimal sequences, power control, and user capacity of synchronous CDMA systems with linear MMSE multiuser receivers," *IEEE Trans. Info. Theory*, vol. 45, pp. 1968-1983, Sept. 1999.

- [5] P. Cotae, "An algorithm for obtaining Welch bound equality sequences for S-CDMA channels," *AEÜ. Int. J. Electron. Commun.*, vol. 55, pp. 95-99, Mar. 2001.
- [6] S. Ulukus and R. D. Yates, "Iterative construction of optimum signature sequence sets in synchronous CDMA systems," *IEEE Trans. Info. Theory*, vol. 47, pp. 1989-1998, July 2001.
- [7] C. Rose, S. Ulukus, and R. D. Yates, "Wireless systems and interference avoidance," *IEEE Trans. Wireless Commun.*, vol. 1, pp. 415-428, July 2002.
- [8] P. Anigstein and V. Anantharam, "Ensuring convergence of the MMSE iteration for interference avoidance to the global optimum," *IEEE Trans. Info. Theory*, vol. 49, pp. 873-885, Apr. 2003.
- [9] P. Cotae, "Spreading sequence design for multiple cell synchronous DS-CDMA systems under total weighted squared correlation criterion," *EURASIP Journal Wireless Commun. and Networking*, vol. 1, pp. 4-11, Aug. 2004.
- [10] J. Luo, S. Ulukus, and A. Ephremides, "Optimal sequences and sum capacity of symbol asynchronous CDMA systems," *IEEE Trans. Info. Theory*, vol. 51, pp. 2760-2769, Aug. 2005.
- [11] O. Popescu and C. Rose, "Sum capacity and TSC bounds in collaborative multibase wireless systems," *IEEE Trans. Info. Theory*, vol. 50, pp. 2433-2438, Oct. 2004.
- [12] T. Guess, "User-capacity-maximization in synchronous CDMA subject to RMS-bandlimited signature waveforms," *IEEE Trans. Commun.*, vol. 52, pp. 457-466, Mar. 2004.
- [13] S. Ulukus and R. D. Yates, "User capacity of asynchronous CDMA systems with matched filter receivers and optimum signature sequences," *IEEE Trans. Info. Theory*, vol. 50, pp. 903-909, May 2004.
- [14] J. I. Concha and S. Ulukus, "Optimization of CDMA signature sequences in multipath channels," in *Proc. IEEE Vehic. Tech. Conf.*, vol. 3, pp. 1978-1982, Rhodes, Greece, May 2001.
- [15] G. S. Rajappan and M. L. Honig, "Signature sequence adaptation for DS-CDMA with multipath," *IEEE J. Select. Areas Commun.*, vol. 20, pp. 384-395, Feb. 2002.
- [16] G. N. Karystinos and D. A. Pados, "New bounds on the total squared correlation and optimum design of DS-CDMA binary signature sets," *IEEE Trans. Commun.*, vol. 51, pp. 48-51, Jan. 2003.
- [17] C. Ding, M. Golin, and T. Kløve, "Meeting the Welch and Karystinos-Pados bounds on DS-CDMA binary signature sets," *Designs, Codes and Cryptography*, vol. 30, pp. 73-84, Aug. 2003.
- [18] V. P. Ipatov, "On the Karystinos-Pados bounds and optimal binary DS-CDMA signature ensembles," *IEEE Commun. Lett.*, vol. 8, pp. 81-83, Feb. 2004.
- [19] G. N. Karystinos and D. A. Pados, "The maximum squared correlation, total asymptotic efficiency, and sum capacity of minimum total-squared-correlation binary signature sets," *IEEE Trans. Info. Theory*, vol. 51, pp. 348-355, Jan. 2005.
- [20] F. Vanhaverbeke and M. Moeneclaey, "Sum capacity of equal-power users in overloaded channels," *IEEE Trans. Info. Theory*, vol. 53, pp. 228-233, Feb. 2005.
- [21] F. Vanhaverbeke and M. Moeneclaey, "Binary signature sets for increased user capacity on the downlink of CDMA Systems," *IEEE Trans. Wireless Commun.*, vol. 5, pp. 1795-1804, July 2006.
- [22] H. Y. Kwan and T. M. Lok, "Binary-code-allocation scheme in DS-CDMA systems," *IEEE Trans. Vehic. Tech.*, vol. 56, pp. 134-145, Jan. 2007.
- [23] M. Li, S. N. Batalama, D. A. Pados and J. D. Matyjas, "Minimum total-squared-correlation quaternary signature sets: new bounds and optimal designs," *IEEE Trans. Commun.*, vol. 57, no. 12, pp. 3662-3671, Dec. 2009.
- [24] T. F. Wong and T. M. Lok, "Transmitter adaptation in multicode DS-CDMA systems," *IEEE J. Select. Areas Commun.*, vol. 19, pp. 69-82, Jan. 2001.
- [25] C. W. Sung and H. Y. Kwan, "Heuristic algorithms for binary sequence assignment in DS-CDMA systems," in *Proc. IEEE Intern. Symp. Personal, Indoor and Mobile Radio Commun.*, Sept. 2002, vol. 5, pp. 2327-2331.
- [26] G. N. Karystinos and D. A. Pados, "Rank-2-optimal adaptive design of binary spreading codes," *IEEE Trans. Info. Theory*, vol. 53, no. 9, pp. 3075-3080, Sept. 2007.
- [27] G. N. Karystinos and A. P. Liavas, "Efficient computation of the binary vector that maximizes a rank-deficient quadratic form," *IEEE Trans. Info. Theory*, vol. 56, no. 7, pp. 3581-3593, July 2010.
- [28] L. Wei, S. N. Batalama, D. A. Pados and B. W. Suter, "Adaptive binary signature design for code-division multiplexing," *IEEE Trans. Wireless Commun.*, vol. 7, no. 7, pp. 2798-2804, July 2008.
- [29] U. Fincke and M. Pohst, "Improved methods for calculating vectors of short length in a lattice, including a complexity analysis," *Math. Comput.*, vol. 44, pp. 463-471, Apr. 1985.
- [30] E. Viterbo and J. Boutros, "A universal lattice code decoder for fading channels," *IEEE Trans. Info. Theory*, vol. 45, no. 5, pp. 1635-1642, July 1999.
- [31] O. Damen, A. Chkeif, and J. C. Belfiore, "Lattice code decoder for space-time codes," *IEEE Commun. Letters*, vol. 4, no. 5, pp. 161-163, May 2000.
- [32] M. O. Damen, H. El Gamal and G. Carie, "On maximum-likelihood detection and the search for the closest lattice point," *IEEE Trans. Info. Theory*, vol. 49, no. 10, pp. 2389-2402, Oct. 2003.
- [33] J. Jalden and B. Ottersten, "On the complexity of sphere decoding in digital communications," *IEEE Trans. Signal Processing*, vol. 53, no. 4, pp. 1474-1484, April 2005.